

## GCCF Program Statistics - Overall Summary

(as of October 22, 2010, 5:05 PM ET)

Claimant Status	No. of Claimants
<b>TOTAL GCCF Claimants to Date</b> <i>(Claimants may have one or more Claim Type)</i>	<b>249,717</b>
1. Claimants Paid and Approved for Payment	82,888
2. Claimants Requiring Additional Information or Documentation <i>(Claimants providing no documentation: 70,381)</i>	101,657
3. Claimants Referred to Government, Moratorium and Real Estate funds	116
4. Denied Claimants	6,166
5. Claimants Under Review (Emergency Advance Payment)	52,919
6. Claimants Under Review (for Final Claim only)	5,971

Claimants <i>(Claimants may have one or more Claim Type)</i>	No. of Claimants
1. Individual*	204,630
2. Business*	45,087
<i>*Individual v. Business classification is subject to change.</i>	
<i>Represented Claimants: 5,712</i>	
<b>Total to Date</b>	<b>249,717</b>

Claims by Emergency Or Final Payment	No. of Claims Paid or Approved for Payment	No. of Claims Paid	Amount Paid
1. Emergency Advance Payment (One Month)	8,562	8,451	\$ 87,766,575.88
2. Emergency Advance Payment (Six Months)	74,610	73,047	\$ 1,438,517,538.83
<b>Sub-Total to Date</b>	<b>83,172</b>	<b>81,498</b>	<b>\$ 1,526,284,114.71</b>

Separate Fund for Real Estate Brokers and Agents			\$ 34,500,000.00
<b>Total to Date</b>			<b>\$ 1,560,784,114.71</b>

Claims by Category <i>(includes Individual and Business)</i>	No. of Claims Paid	Amount Paid
1. Removal and Clean Up Costs	0	\$ -
2. Real or Personal Property	50	\$ 268,563.38
3. Lost Earnings or Profits	81,439	\$ 1,525,998,614.83
4. Loss of Subsistence Use of Natural Resources	5	\$ 13,000.00
5. Physical Injury / Death	4	\$ 3,936.50
<b>Total to Date</b>	<b>81,498</b>	<b>\$ 1,526,284,114.71</b>

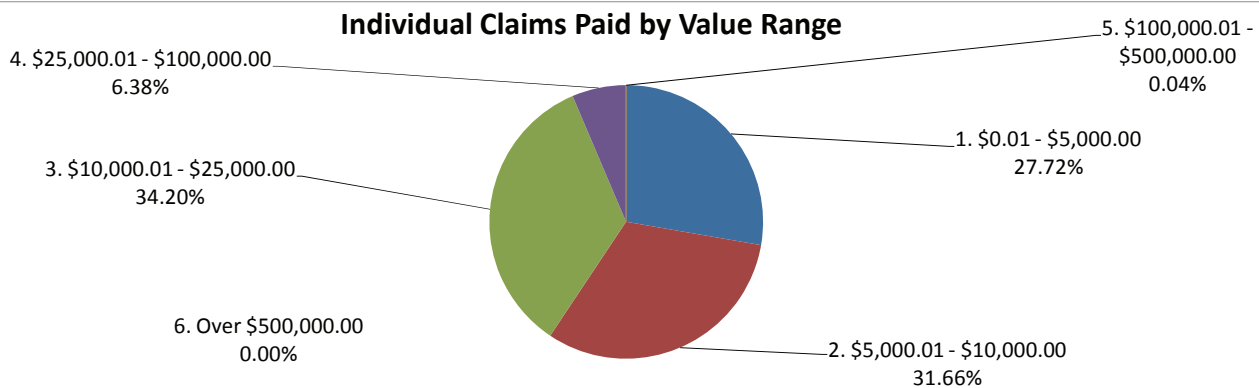
Claims by Type	No. of Claims Paid	No. of Claims Paid where Claimant Participated in BP Claims Process	No. of Claims Paid for new Claimants	Total Amount Paid
1. Individual	56,426	22,419	34,007	\$ 614,584,738.71
2. Business	25,072	20,072	5,000	\$ 911,699,376.00
<b>Total to Date</b>	<b>81,498</b>	<b>42,491</b>	<b>39,007</b>	<b>\$ 1,526,284,114.71</b>

## GCCF Program Statistics - Overall Summary (as of October 22, 2010, 5:05 PM ET)

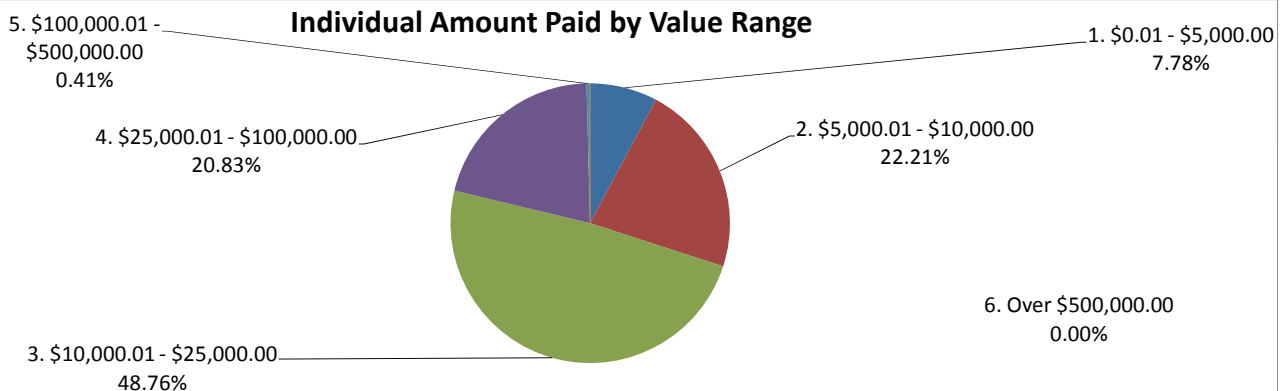
### Individual Claims by Amount (Claimants may have more than one Claim Type)

Claims by Amount	No. of Claims Paid	Amount Paid
1. \$0.01 - \$5,000.00	15643	\$ 47,838,636.50
2. \$5,000.01 - \$10,000.00	17866	\$ 136,507,958.30
3. \$10,000.01 - \$25,000.00	19298	\$ 299,696,915.53
4. \$25,000.01 - \$100,000.00	3599	\$ 127,999,428.38
5. \$100,000.01 - \$500,000.00	20	\$ 2,541,800.00
6. Over \$500,000.00	0	\$ -
<b>Total to Date</b>	<b>56,426</b>	<b>\$ 614,584,738.71</b>

#### Individual Claims Paid by Value Range



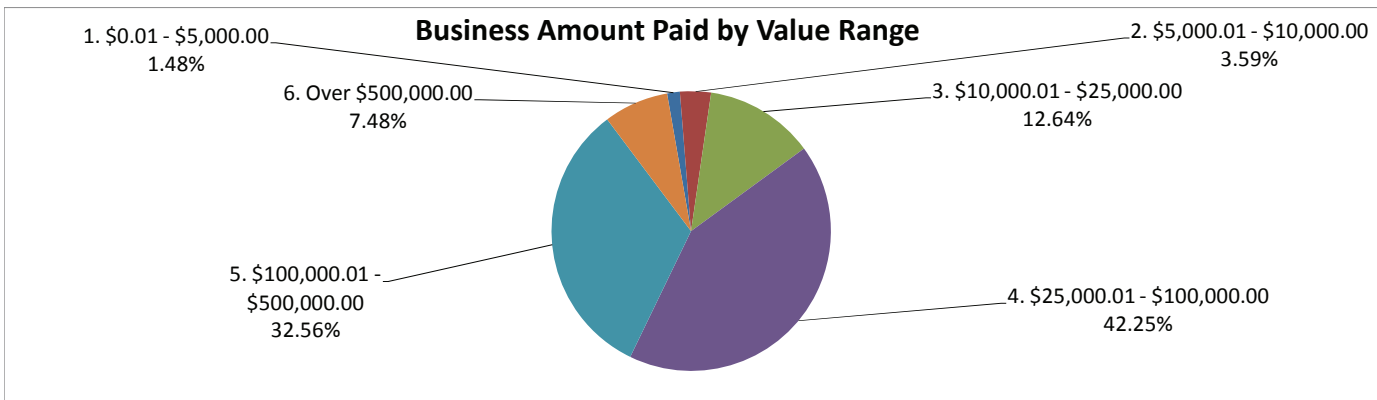
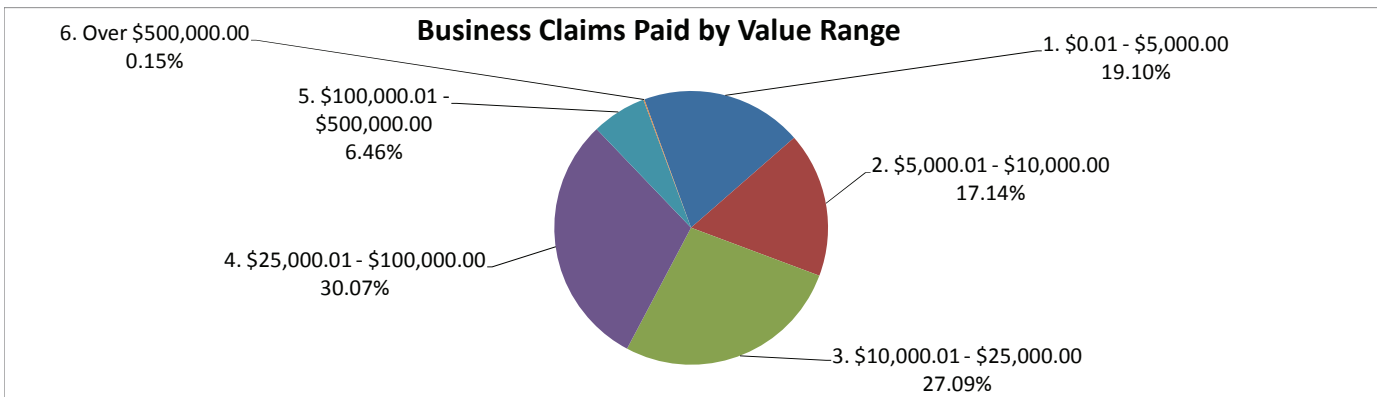
#### Individual Amount Paid by Value Range



**GCCF Program Statistics - Overall Summary**  
(as of October 22, 2010, 5:05 PM ET)

**Business Claims by Amount**  
(Claimants may have more than one Claim Type)

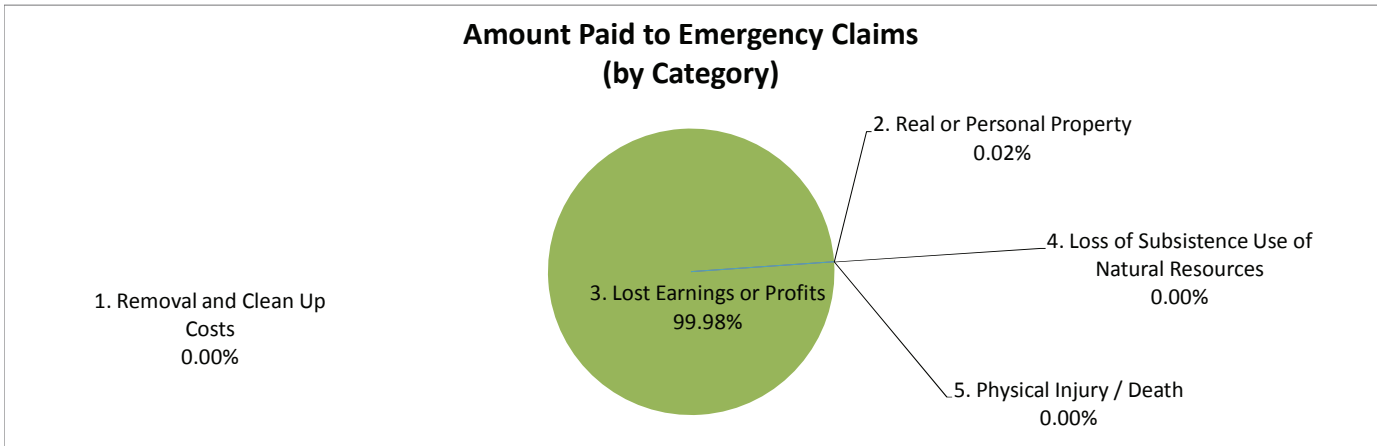
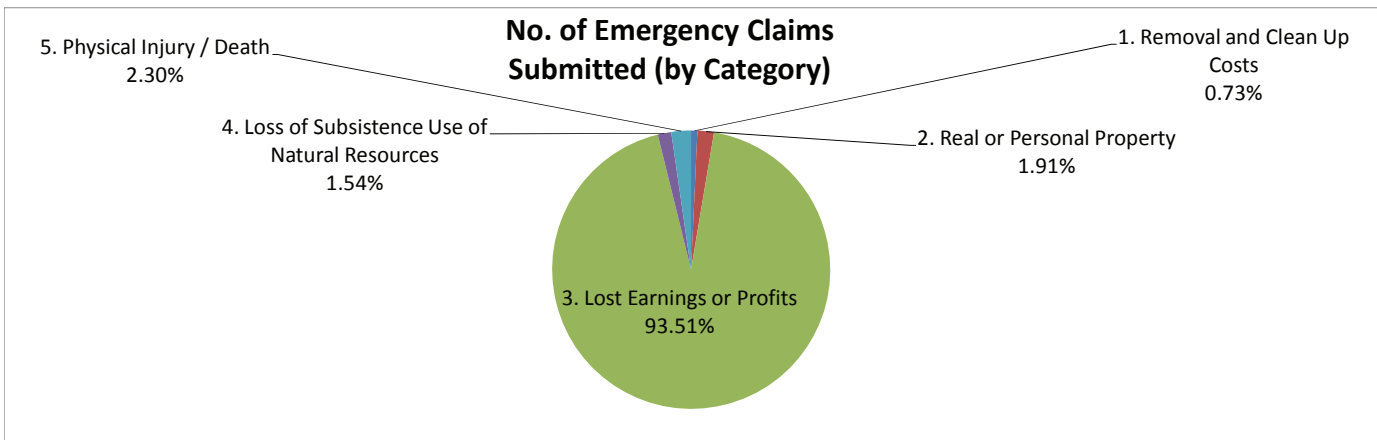
Claims by Amount	No. of Claims Paid	Amount Paid
1. \$0.01 - \$5,000.00	4789	\$ 13,482,200.00
2. \$5,000.01 - \$10,000.00	4297	\$ 32,716,100.00
3. \$10,000.01 - \$25,000.00	6791	\$ 115,238,100.00
4. \$25,000.01 - \$100,000.00	7539	\$ 385,213,800.00
5. \$100,000.01 - \$500,000.00	1619	\$ 296,858,300.00
6. Over \$500,000.00	37	\$ 68,190,876.00
<b>Total to Date</b>	<b>25,072</b>	<b>\$ 911,699,376.00</b>



**GCCF Program Statistics - Overall Summary**  
(as of October 22, 2010, 5:05 PM ET)

**Emergency Advance Claim Counts by Category**  
(Claimants may have more than one Claim Type)

Claims for Emergency Advance Payment	Claims Submitted	No. of Claims Paid	Amount Paid
1. Removal and Clean Up Costs	1,904	0	\$ -
2. Real or Personal Property	4,998	50	\$ 268,563.38
3. Lost Earnings or Profits	244,509	81,439	\$ 1,525,998,614.83
4. Loss of Subsistence Use of Natural Resources	4,034	5	\$ 13,000.00
5. Physical Injury / Death	6,025	4	\$ 3,936.50
<b>Total to Date</b>	<b>261,470</b>	<b>81,498</b>	<b>\$ 1,526,284,114.71</b>



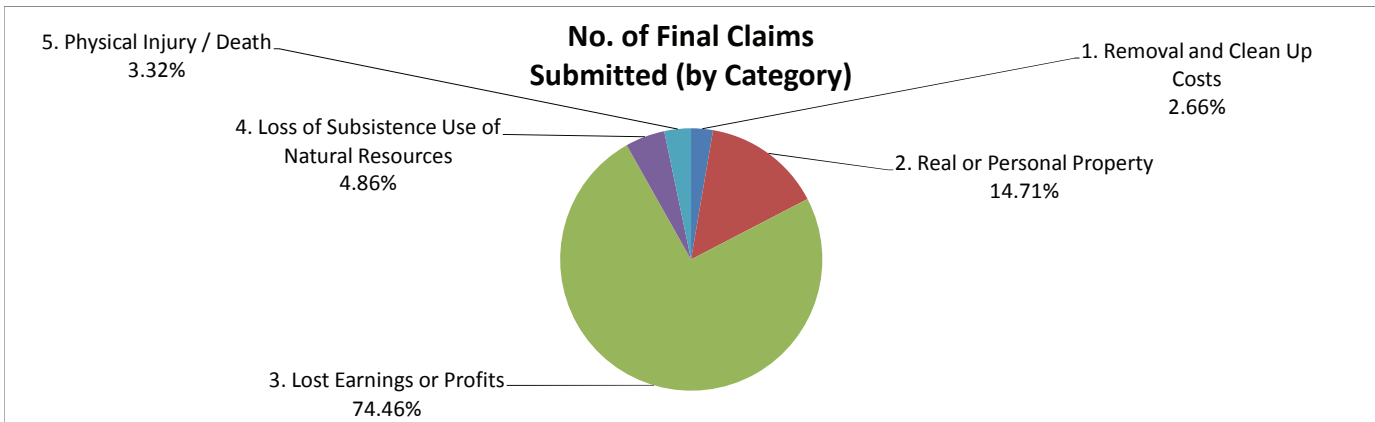
## GCCF Program Statistics - Overall Summary

(as of October 22, 2010, 5:05 PM ET)

### Final Payment Claim Counts by Category

(Claimants may have more than one Claim Type)

Claims Seeking Final Payment	Claims Submitted	No. of Claims Paid	Amount Paid
1. Removal and Clean Up Costs	197	0	\$ -
2. Real or Personal Property	1,091	0	\$ -
3. Lost Earnings or Profits	5,521	0	\$ -
4. Loss of Subsistence Use of Natural Resources	360	0	\$ -
5. Physical Injury / Death	246	0	\$ -
<b>Total to Date</b>	<b>7,415</b>	<b>0</b>	<b>\$ -</b>



### Amount Paid to Final Claims (by Category)

No data to chart yet

## GCCF Program Statistics - Overall Summary

(as of October 22, 2010, 5:05 PM ET)

### Claims by Category and Amount

*(Claimants may have more than one Claim Type)*

Claims by Category and Amount	No. of Claims Paid	Amount Paid
<b>1. Removal and Clean Up Costs</b>		
a. \$0.01 - \$5,000.00	0	\$ -
b. \$5,000.01 - \$10,000.00	0	\$ -
c. \$10,000.01 - \$25,000.00	0	\$ -
d. \$25,000.01 - \$100,000.00	0	\$ -
e. \$100,000.01 - \$500,000.00	0	\$ -
f. Over \$500,000.00	0	\$ -
<b>Sub-Total to Date</b>	<b>0</b>	<b>\$ -</b>
<b>2. Real or Personal Property</b>		
a. \$0.01 - \$5,000.00	36	\$ 74,300.00
b. \$5,000.01 - \$10,000.00	9	\$ 59,800.00
c. \$10,000.01 - \$25,000.00	2	\$ 30,000.00
d. \$25,000.01 - \$100,000.00	3	\$ 104,463.38
e. \$100,000.01 - \$500,000.00	0	\$ -
f. Over \$500,000.00	0	\$ -
<b>Sub-Total to Date</b>	<b>50</b>	<b>\$ 268,563.38</b>
<b>3. Lost Earnings or Profits</b>		
a. \$0.01 - \$5,000.00	20,387	\$ 61,229,600.00
b. \$5,000.01 - \$10,000.00	22,154	\$ 169,164,258.30
c. \$10,000.01 - \$25,000.00	26,087	\$ 414,905,015.53
d. \$25,000.01 - \$100,000.00	11,135	\$ 513,108,765.00
e. \$100,000.01 - \$500,000.00	1,639	\$ 299,400,100.00
f. Over \$500,000.00	37	\$ 68,190,876.00
<b>Sub-Total to Date</b>	<b>81,439</b>	<b>\$ 1,525,998,614.83</b>

**GCCF Program Statistics - Overall Summary**  
(as of October 22, 2010, 5:05 PM ET)

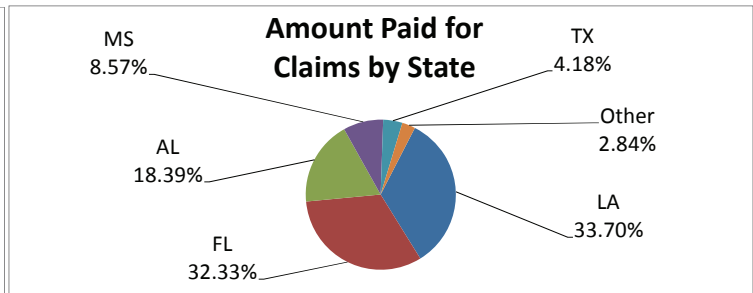
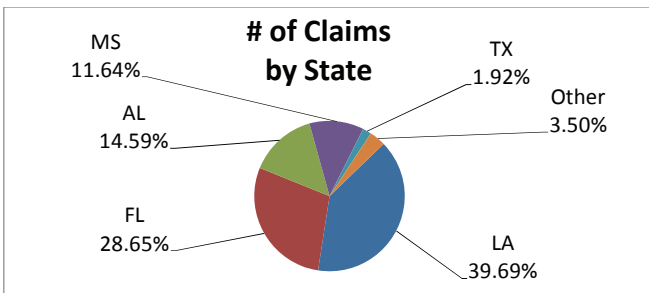
**Claims by Category and Amount**  
(Claimants may have more than one Claim Type)

Claims by Category and Amount	No. of Claims Paid	Amount Paid
<b>4. Loss of Subsistence Use of Natural Resources</b>		
a. \$0.01 - \$5,000.00	5	\$ 13,000.00
b. \$5,000.01 - \$10,000.00	0	\$ -
c. \$10,000.01 - \$25,000.00	0	\$ -
d. \$25,000.01 - \$100,000.00	0	\$ -
e. \$100,000.01 - \$500,000.00	0	\$ -
f. Over \$500,000.00	0	\$ -
<b>Sub-Total to Date</b>	<b>5</b>	<b>\$ 13,000.00</b>
<b>5. Physical Injury / Death</b>		
a. \$0.01 - \$5,000.00	4	\$ 3,936.50
b. \$5,000.01 - \$10,000.00	0	\$ -
c. \$10,000.01 - \$25,000.00	0	\$ -
d. \$25,000.01 - \$100,000.00	0	\$ -
e. \$100,000.01 - \$500,000.00	0	\$ -
f. Over \$500,000.00	0	\$ -
<b>Sub-Total to Date</b>	<b>4</b>	<b>\$ 3,936.50</b>
<b>6. Other Claims</b>		
a. \$0.01 - \$5,000.00	0	\$ -
b. \$5,000.01 - \$10,000.00	0	\$ -
c. \$10,000.01 - \$25,000.00	0	\$ -
d. \$25,000.01 - \$100,000.00	0	\$ -
e. \$100,000.01 - \$500,000.00	0	\$ -
f. Over \$500,000.00	0	\$ -
<b>Sub-Total to Date</b>	<b>0</b>	<b>\$ -</b>
<b>Total to Date</b>	<b>81,498</b>	<b>\$ 1,526,284,114.71</b>

## GCCCF Program Statistics - Overall Summary (as of October 22, 2010, 5:05 PM ET)

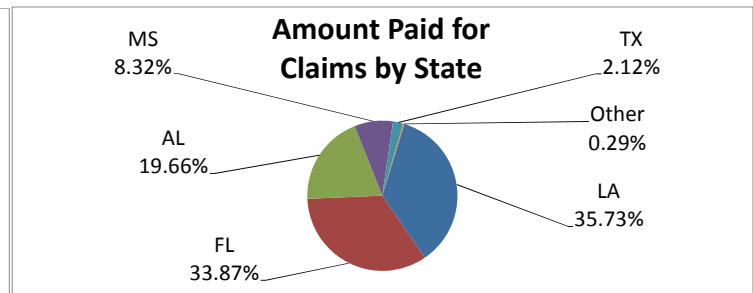
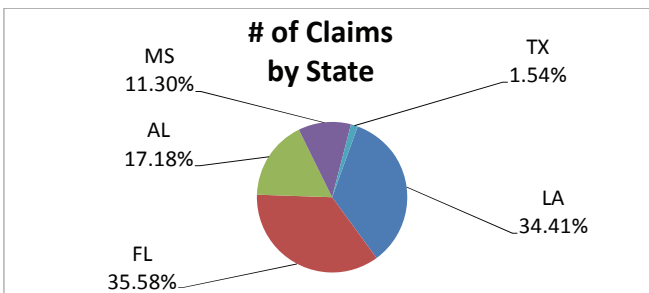
### Claims by State of Residence (Claimants may have more than one Claim Type)

Claim State of Residence	Claims Submitted	No. of Claims Paid	Amount Paid
Louisiana	106,719	24,932	\$ 514,348,715.53
Florida	77,044	29,613	\$ 493,377,576.00
Alabama	39,227	14,419	\$ 280,675,928.32
Mississippi	31,311	6,957	\$ 130,778,394.86
Texas	5,163	1,764	\$ 63,749,700.00
Others	9,421	3,813	\$ 43,353,800.00
<b>Total to Date</b>	<b>268,885</b>	<b>81,498</b>	<b>\$ 1,526,284,114.71</b>



### Claims by State of Loss (Claimants may have more than one Claim Type)

Claim State of Loss	Claims Submitted	No. of Claims Paid	Amount Paid
Louisiana	49,819	25,215	\$ 545,361,680.53
Florida	51,511	32,242	\$ 517,019,576.00
Alabama	24,870	15,912	\$ 300,017,399.94
Mississippi	16,362	6,659	\$ 127,052,058.36
Texas	2,230	1,261	\$ 32,408,200.00
Other State / Pending Location Verification		209	\$ 4,425,199.88
<b>Total to Date</b>		<b>81,498</b>	<b>\$ 1,526,284,114.71</b>

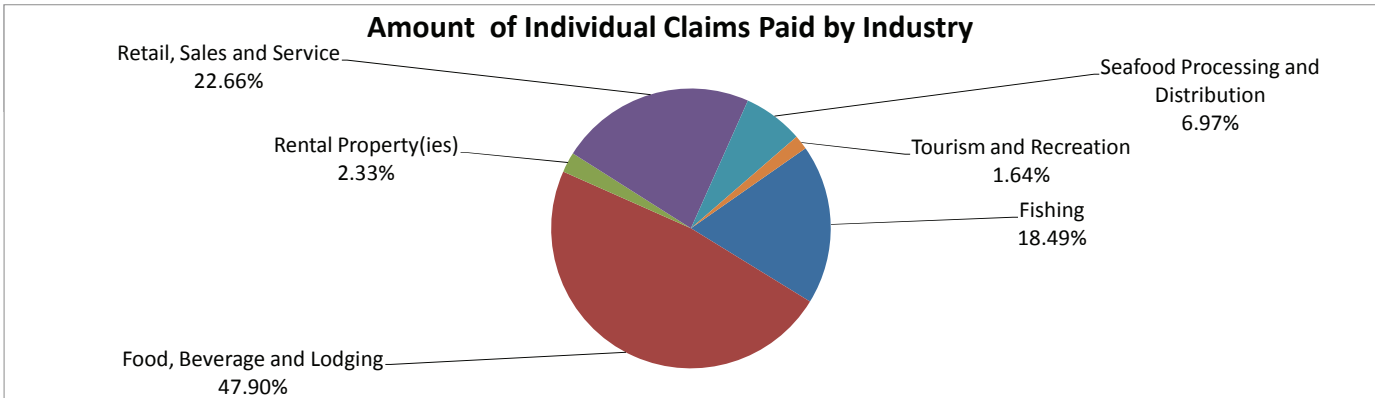
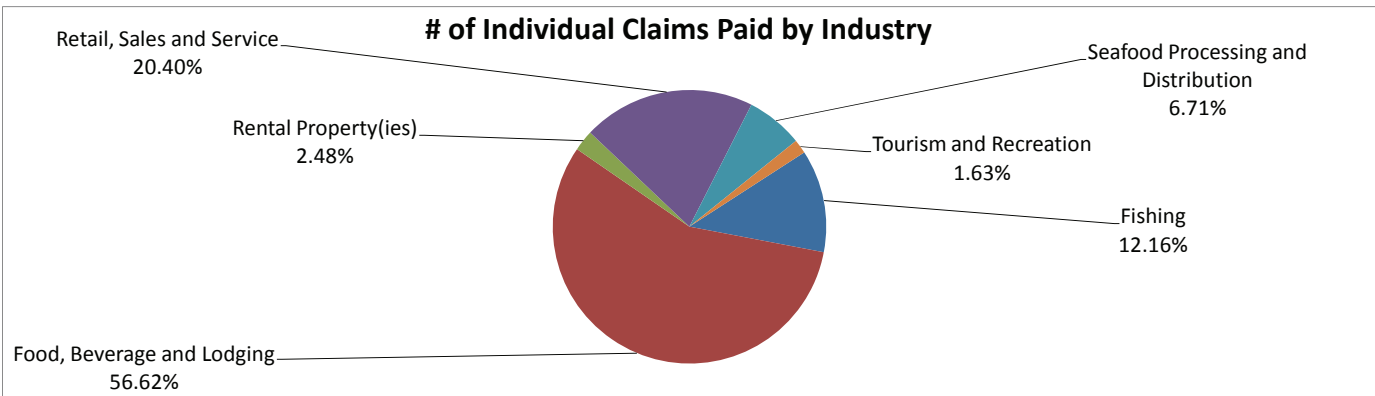




**GCCF Program Statistics - Overall Summary**  
(as of October 22, 2010, 5:05 PM ET)

**Individual Lost Earnings or Profits Claims Paid by Industry**  
(Claimants may have more than one Claim Type)

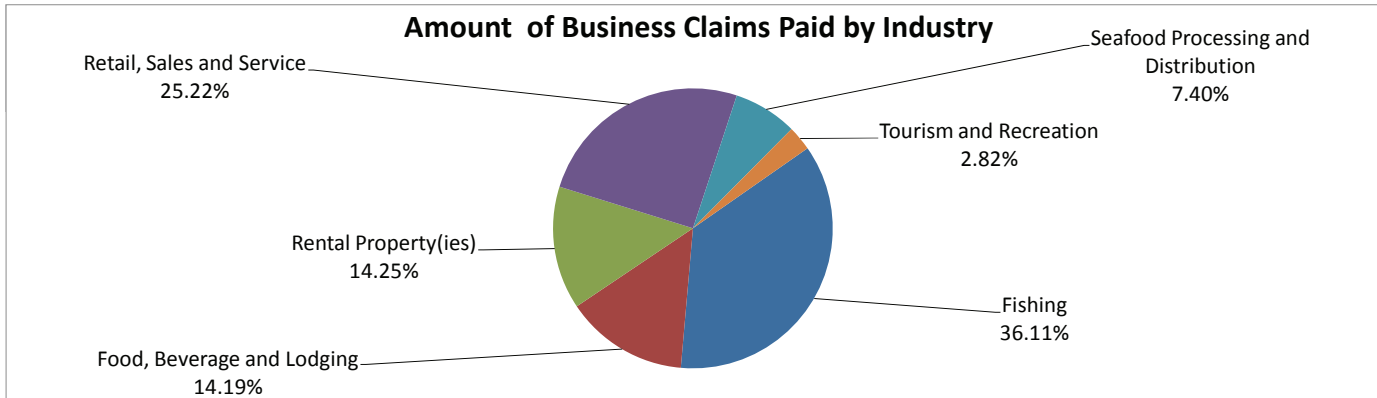
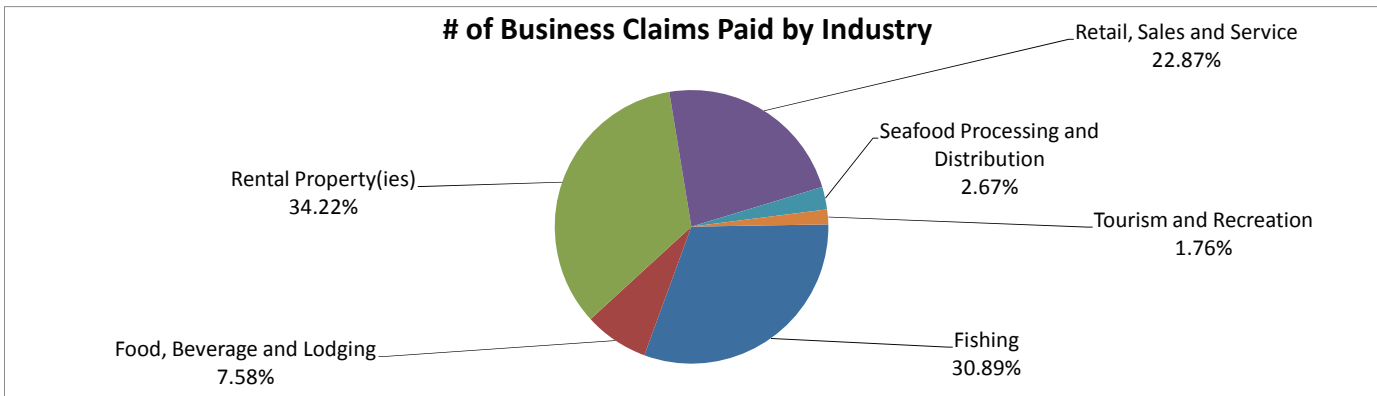
Claims by Amount	No. of Claims Paid	Amount Paid
Fishing	6,858	\$ 113,627,600.00
Food, Beverage and Lodging	31,922	\$ 294,322,699.94
Rental Property(ies)	1,396	\$ 14,314,900.00
Retail, Sales and Service	11,500	\$ 139,211,380.32
Seafood Processing and Distribution	3,786	\$ 42,856,358.57
Tourism and Recreation	920	\$ 10,095,700.00
<b>Total to Date</b>	<b>56,382</b>	<b>\$ 614,428,638.83</b>




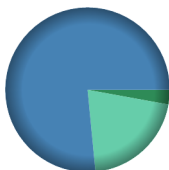
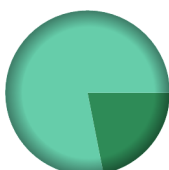


**GCCF Program Statistics - Overall Summary**  
(as of October 22, 2010, 5:05 PM ET)

**Business Lost Earnings or Profits Claims Paid by Industry**  
(Claimants may have more than one Claim Type)






Claims by Amount	No. of Claims Paid	Amount Paid
Fishing	7,741	\$ 329,171,200.00
Food, Beverage and Lodging	1,900	\$ 129,385,400.00
Rental Property(ies)	8,574	\$ 129,938,476.00
Retail, Sales and Service	5,731	\$ 229,877,500.00
Seafood Processing and Distribution	669	\$ 67,501,400.00
Tourism and Recreation	442	\$ 25,696,000.00
<b>Total to Date</b>	<b>25,057</b>	<b>\$ 911,569,976.00</b>





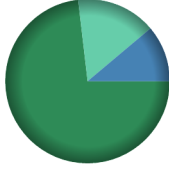


## GCCF Program Statistics - Overall Summary (as of October 22, 2010, 5:05 PM ET)

County Name	Residents	Claimant Type	Claims Paid	Amount Paid	Payments in County
<b>Autauga (Alabama)</b>	<b>21</b>	<u>Claimant Type</u>	<u>Claims Paid</u>	<u>Amount Paid</u>	<b>Payments in County</b>  <ul style="list-style-type: none"> <li>Resident</li> <li>Both</li> </ul>
		Resident of County	8	\$80,800.00	
		Resident and Loss in County	1	\$2,300.00	
		<b>Totals:</b>	<b>9</b>	<b>\$83,100.00</b>	
<b>Baldwin (Alabama)</b>	<b>18,654</b>	<u>Claimant Type</u>	<u>Claims Paid</u>	<u>Amount Paid</u>	<b>Payments in County</b>  <ul style="list-style-type: none"> <li>Resident</li> <li>Loss</li> <li>Both</li> </ul>
		Resident of County	367	\$6,047,363.38	
		Resident and Loss in County	7,349	\$161,922,299.94	
		Claim Loss in County	3,516	\$43,608,300.00	
<b>Totals:</b>	<b>11,232</b>	<b>\$211,577,963.32</b>			
<b>Barbour (Alabama)</b>	<b>11</b>	<u>Claimant Type</u>	<u>Claims Paid</u>	<u>Amount Paid</u>	<b>Payments in County</b>  <ul style="list-style-type: none"> <li>Resident</li> <li>Both</li> </ul>
		Resident of County	2	\$25,600.00	
		Resident and Loss in County	2	\$91,300.00	
		<b>Totals:</b>	<b>4</b>	<b>\$116,900.00</b>	
<b>Bibb (Alabama)</b>	<b>7</b>	<u>Claimant Type</u>	<u>Claims Paid</u>	<u>Amount Paid</u>	<b>Payments in County</b>  <ul style="list-style-type: none"> <li>Resident</li> </ul>
		Resident of County	5	\$14,400.00	
		<b>Totals:</b>	<b>5</b>	<b>\$14,400.00</b>	
<b>Blount (Alabama)</b>	<b>5</b>	<u>Claimant Type</u>	<u>Claims Paid</u>	<u>Amount Paid</u>	<b>Payments in County</b>  <ul style="list-style-type: none"> <li>Resident</li> </ul>
		Resident of County	3	\$14,200.00	
		<b>Totals:</b>	<b>3</b>	<b>\$14,200.00</b>	



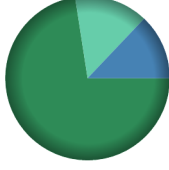
## GCCF Program Statistics - Overall Summary (as of October 22, 2010, 5:05 PM ET)

County (Alabama)	Total Claims	Claimant Type	Claims Paid	Amount Paid	Payments in County
<b>Bullock (Alabama)</b>	<b>3</b>	<u>Claimant Type</u>	<u>Claims Paid</u>	<u>Amount Paid</u>	<b>Payments in County</b>  <ul style="list-style-type: none"> <li>Resident</li> </ul>
		Resident of County	1	\$16,000.00	
		<b>Totals:</b>	<b>1</b>	<b>\$16,000.00</b>	
<b>Butler (Alabama)</b>	<b>19</b>	<u>Claimant Type</u>	<u>Claims Paid</u>	<u>Amount Paid</u>	<b>Payments in County</b>  <ul style="list-style-type: none"> <li>Resident</li> <li>Loss</li> <li>Both</li> </ul>
		Resident of County	2	\$8,600.00	
		Resident and Loss in County	1	\$5,400.00	
		Claim Loss in County	2	\$129,200.00	
<b>Totals:</b>	<b>5</b>	<b>\$143,200.00</b>			
<b>Calhoun (Alabama)</b>	<b>53</b>	<u>Claimant Type</u>	<u>Claims Paid</u>	<u>Amount Paid</u>	<b>Payments in County</b>  <ul style="list-style-type: none"> <li>Resident</li> </ul>
		Resident of County	17	\$192,500.00	
		<b>Totals:</b>	<b>17</b>	<b>\$192,500.00</b>	
<b>Chambers (Alabama)</b>	<b>5</b>	<u>Claimant Type</u>	<u>Claims Paid</u>	<u>Amount Paid</u>	<b>Payments in County</b>  <ul style="list-style-type: none"> <li>Resident</li> </ul>
		Resident of County	2	\$27,000.00	
		<b>Totals:</b>	<b>2</b>	<b>\$27,000.00</b>	
<b>Cherokee (Alabama)</b>	<b>5</b>	<u>Claimant Type</u>	<u>Claims Paid</u>	<u>Amount Paid</u>	<b>Payments in County</b>  <ul style="list-style-type: none"> <li>Resident</li> </ul>
		Resident of County	4	\$41,600.00	
		<b>Totals:</b>	<b>4</b>	<b>\$41,600.00</b>	

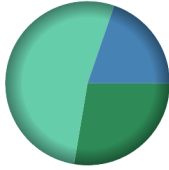




## GCCF Program Statistics - Overall Summary (as of October 22, 2010, 5:05 PM ET)

County (Alabama)	Total Claims	Claimant Type	Claims Paid	Amount Paid	Payments in County
<b>Chilton (Alabama)</b>	<b>16</b>	<u>Claimant Type</u>	<u>Claims Paid</u>	<u>Amount Paid</u>	<b>Payments in County</b>  <ul style="list-style-type: none"> <li>Resident</li> <li>Both</li> </ul>
		Resident of County	3	\$24,300.00	
		Resident and Loss in County	1	\$19,000.00	
		<b>Totals:</b>	<b>4</b>	<b>\$43,300.00</b>	
<b>Choctaw (Alabama)</b>	<b>14</b>	<u>Claimant Type</u>	<u>Claims Paid</u>	<u>Amount Paid</u>	<b>Payments in County</b>  <ul style="list-style-type: none"> <li>Resident</li> <li>Both</li> </ul>
		Resident of County	2	\$11,000.00	
		Resident and Loss in County	1	\$68,400.00	
		<b>Totals:</b>	<b>3</b>	<b>\$79,400.00</b>	
<b>Clarke (Alabama)</b>	<b>141</b>	<u>Claimant Type</u>	<u>Claims Paid</u>	<u>Amount Paid</u>	<b>Payments in County</b>  <ul style="list-style-type: none"> <li>Resident</li> <li>Loss</li> <li>Both</li> </ul>
		Resident of County	23	\$233,700.00	
		Resident and Loss in County	4	\$35,600.00	
		Claim Loss in County	4	\$50,100.00	
<b>Totals:</b>	<b>31</b>	<b>\$319,400.00</b>			
<b>Clay (Alabama)</b>	<b>5</b>	<u>Claimant Type</u>	<u>Claims Paid</u>	<u>Amount Paid</u>	<b>Payments in County</b>  <ul style="list-style-type: none"> <li>Resident</li> </ul>
		Resident of County	3	\$53,500.00	
		<b>Totals:</b>	<b>3</b>	<b>\$53,500.00</b>	
<b>Cleburne (Alabama)</b>	<b>3</b>	<u>Claimant Type</u>	<u>Claims Paid</u>	<u>Amount Paid</u>	<b>Payments in County</b>  <ul style="list-style-type: none"> <li>Resident</li> </ul>
		Resident of County	1	\$3,000.00	
		<b>Totals:</b>	<b>1</b>	<b>\$3,000.00</b>	

## GCCF Program Statistics - Overall Summary (as of October 22, 2010, 5:05 PM ET)

County (Alabama)	Total Claims	Claimant Type	Claims Paid	Amount Paid	Payments in County
<b>Coffee (Alabama)</b>	<b>31</b>	<u>Claimant Type</u>	<u>Claims Paid</u>	<u>Amount Paid</u>	<b>Payments in County</b>  <ul style="list-style-type: none"> <li><span style="color: green;">■</span> Resident</li> <li><span style="color: lightgreen;">■</span> Both</li> </ul>
		Resident of County	5	\$57,200.00	
		Resident and Loss in County	1	\$3,000.00	
		<b>Totals:</b>	<b>6</b>	<b>\$60,200.00</b>	
<b>Colbert (Alabama)</b>	<b>31</b>	<u>Claimant Type</u>	<u>Claims Paid</u>	<u>Amount Paid</u>	<b>Payments in County</b>  <ul style="list-style-type: none"> <li><span style="color: green;">■</span> Resident</li> </ul>
		Resident of County	21	\$234,400.00	
		<b>Totals:</b>	<b>21</b>	<b>\$234,400.00</b>	
		<b>Conecuh (Alabama)</b>	<b>15</b>	<u>Claimant Type</u>	
Resident of County	5			\$51,700.00	
<b>Totals:</b>	<b>5</b>			<b>\$51,700.00</b>	
<b>Coosa (Alabama)</b>	<b>4</b>			<u>Claimant Type</u>	<u>Claims Paid</u>
		Resident of County	3	\$18,600.00	
		Resident and Loss in County	1	\$150,000.00	
		<b>Totals:</b>	<b>4</b>	<b>\$168,600.00</b>	
<b>Covington (Alabama)</b>	<b>62</b>	<u>Claimant Type</u>	<u>Claims Paid</u>	<u>Amount Paid</u>	<b>Payments in County</b>  <ul style="list-style-type: none"> <li><span style="color: green;">■</span> Resident</li> <li><span style="color: lightgreen;">■</span> Loss</li> <li><span style="color: blue;">■</span> Both</li> </ul>
		Resident of County	22	\$548,500.00	
		Resident and Loss in County	3	\$97,800.00	
		Claim Loss in County	2	\$109,500.00	
		<b>Totals:</b>	<b>27</b>	<b>\$755,800.00</b>	

## GCCF Program Statistics - Overall Summary (as of October 22, 2010, 5:05 PM ET)

County (Alabama)	Total Claims	Claimant Type	Claims Paid	Amount Paid	Payments in County
<b>Crenshaw (Alabama)</b>	<b>16</b>	<u>Claimant Type</u>	<u>Claims Paid</u>	<u>Amount Paid</u>	 <ul style="list-style-type: none"> <li><span style="color: green;">■</span> Resident</li> <li><span style="color: lightgreen;">■</span> Loss</li> <li><span style="color: blue;">■</span> Both</li> </ul>
		Resident of County	1	\$2,100.00	
		Resident and Loss in County	1	\$1,500.00	
		Claim Loss in County	1	\$4,000.00	
<b>Totals:</b>	<b>3</b>	<b>\$7,600.00</b>			
<b>Cullman (Alabama)</b>	<b>46</b>	<u>Claimant Type</u>	<u>Claims Paid</u>	<u>Amount Paid</u>	 <ul style="list-style-type: none"> <li><span style="color: green;">■</span> Resident</li> </ul>
		Resident of County	33	\$316,400.00	
		<b>Totals:</b>	<b>33</b>	<b>\$316,400.00</b>	
<b>Dale (Alabama)</b>	<b>24</b>	<u>Claimant Type</u>	<u>Claims Paid</u>	<u>Amount Paid</u>	 <ul style="list-style-type: none"> <li><span style="color: green;">■</span> Resident</li> <li><span style="color: lightgreen;">■</span> Both</li> </ul>
		Resident of County	7	\$57,900.00	
		Resident and Loss in County	1	\$37,600.00	
		<b>Totals:</b>	<b>8</b>	<b>\$95,500.00</b>	
<b>Dallas (Alabama)</b>	<b>28</b>	<u>Claimant Type</u>	<u>Claims Paid</u>	<u>Amount Paid</u>	 <ul style="list-style-type: none"> <li><span style="color: green;">■</span> Resident</li> <li><span style="color: lightgreen;">■</span> Both</li> </ul>
		Resident of County	10	\$108,600.00	
		Resident and Loss in County	1	\$15,000.00	
		<b>Totals:</b>	<b>11</b>	<b>\$123,600.00</b>	
<b>Dekalb (Alabama)</b>	<b>20</b>	<u>Claimant Type</u>	<u>Claims Paid</u>	<u>Amount Paid</u>	 <ul style="list-style-type: none"> <li><span style="color: green;">■</span> Resident</li> <li><span style="color: lightgreen;">■</span> Loss</li> </ul>
		Resident of County	14	\$146,700.00	
		Claim Loss in County	1	\$10,800.00	
		<b>Totals:</b>	<b>15</b>	<b>\$157,500.00</b>	

## GCCF Program Statistics - Overall Summary

(as of October 22, 2010, 5:05 PM ET)

County (Alabama)	Total Claims	Claimant Type	Claims Paid	Amount Paid	Payments in County
<b>Elmore (Alabama)</b>	<b>37</b>	<u>Claimant Type</u>	<u>Claims Paid</u>	<u>Amount Paid</u>	<b>Payments in County</b>  <ul style="list-style-type: none"> <li>Resident</li> </ul>
		Resident of County	17	\$212,300.00	
		<b>Totals:</b>	<b>17</b>	<b>\$212,300.00</b>	
<b>Escambia (Alabama)</b>	<b>194</b>	<u>Claimant Type</u>	<u>Claims Paid</u>	<u>Amount Paid</u>	<b>Payments in County</b>  <ul style="list-style-type: none"> <li>Resident</li> <li>Loss</li> <li>Both</li> </ul>
		Resident of County	29	\$382,100.00	
		Resident and Loss in County	5	\$70,100.00	
		Claim Loss in County	7	\$135,500.00	
<b>Totals:</b>	<b>41</b>	<b>\$587,700.00</b>			
<b>Etowah (Alabama)</b>	<b>50</b>	<u>Claimant Type</u>	<u>Claims Paid</u>	<u>Amount Paid</u>	<b>Payments in County</b>  <ul style="list-style-type: none"> <li>Resident</li> </ul>
		Resident of County	28	\$465,500.00	
		<b>Totals:</b>	<b>28</b>	<b>\$465,500.00</b>	
<b>Fayette (Alabama)</b>	<b>9</b>	<u>Claimant Type</u>	<u>Claims Paid</u>	<u>Amount Paid</u>	<b>Payments in County</b>  <ul style="list-style-type: none"> <li>Resident</li> </ul>
		Resident of County	7	\$59,800.00	
		<b>Totals:</b>	<b>7</b>	<b>\$59,800.00</b>	
<b>Franklin (Alabama)</b>	<b>8</b>	<u>Claimant Type</u>	<u>Claims Paid</u>	<u>Amount Paid</u>	<b>Payments in County</b>  <ul style="list-style-type: none"> <li>Resident</li> </ul>
		Resident of County	7	\$65,900.00	
		<b>Totals:</b>	<b>7</b>	<b>\$65,900.00</b>	








## GCCF Program Statistics - Overall Summary

(as of October 22, 2010, 5:05 PM ET)






County (Alabama)	Total	Claimant Type	Claims Paid	Amount Paid	Payments in County
Geneva (Alabama)	46	<u>Claimant Type</u>	<u>Claims Paid</u>	<u>Amount Paid</u>	Payments in County  <ul style="list-style-type: none"> <li>Resident</li> </ul>
		Resident of County	11	\$123,000.00	
		<b>Totals:</b>	<b>11</b>	<b>\$123,000.00</b>	
Greene (Alabama)	5	<u>Claimant Type</u>	<u>Claims Paid</u>	<u>Amount Paid</u>	Payments in County  <ul style="list-style-type: none"> <li>Resident</li> </ul>
		Resident of County	4	\$22,900.00	
		<b>Totals:</b>	<b>4</b>	<b>\$22,900.00</b>	
Hale (Alabama)	13	<u>Claimant Type</u>	<u>Claims Paid</u>	<u>Amount Paid</u>	Payments in County  <ul style="list-style-type: none"> <li>Resident</li> <li>Both</li> </ul>
		Resident of County	8	\$147,900.00	
		Resident and Loss in County	1	\$100,000.00	
<b>Totals:</b>	<b>9</b>	<b>\$247,900.00</b>			
Henry (Alabama)	7	<u>Claimant Type</u>	<u>Claims Paid</u>	<u>Amount Paid</u>	Payments in County  <ul style="list-style-type: none"> <li>Resident</li> </ul>
		Resident of County	2	\$11,600.00	
		<b>Totals:</b>	<b>2</b>	<b>\$11,600.00</b>	
Houston (Alabama)	101	<u>Claimant Type</u>	<u>Claims Paid</u>	<u>Amount Paid</u>	Payments in County  <ul style="list-style-type: none"> <li>Resident</li> <li>Loss</li> <li>Both</li> </ul>
		Resident of County	26	\$196,300.00	
		Resident and Loss in County	2	\$138,900.00	
		Claim Loss in County	1	\$6,000.00	
<b>Totals:</b>	<b>29</b>	<b>\$341,200.00</b>			

## GCCF Program Statistics - Overall Summary (as of October 22, 2010, 5:05 PM ET)

County (Alabama)	Total Claims	Claimant Type	Claims Paid	Amount Paid	Payments in County
<b>Jackson (Alabama)</b>	<b>14</b>	<u>Claimant Type</u>	<u>Claims Paid</u>	<u>Amount Paid</u>	<b>Payments in County</b>  <ul style="list-style-type: none"> <li><span style="color: green;">■</span> Resident</li> <li><span style="color: lightgreen;">■</span> Loss</li> </ul>
		Resident of County	9	\$102,500.00	
		Claim Loss in County	1	\$14,500.00	
		<b>Totals:</b>	<b>10</b>	<b>\$117,000.00</b>	
<b>Jefferson (Alabama)</b>	<b>525</b>	<u>Claimant Type</u>	<u>Claims Paid</u>	<u>Amount Paid</u>	<b>Payments in County</b>  <ul style="list-style-type: none"> <li><span style="color: green;">■</span> Resident</li> <li><span style="color: lightgreen;">■</span> Loss</li> <li><span style="color: blue;">■</span> Both</li> </ul>
		Resident of County	293	\$3,415,700.00	
		Resident and Loss in County	5	\$106,400.00	
		Claim Loss in County	2	\$54,800.00	
<b>Totals:</b>	<b>300</b>	<b>\$3,576,900.00</b>			
<b>Lauderdale (Alabama)</b>	<b>29</b>	<u>Claimant Type</u>	<u>Claims Paid</u>	<u>Amount Paid</u>	<b>Payments in County</b>  <ul style="list-style-type: none"> <li><span style="color: green;">■</span> Resident</li> </ul>
		Resident of County	15	\$152,200.00	
		<b>Totals:</b>	<b>15</b>	<b>\$152,200.00</b>	
<b>Lawrence (Alabama)</b>	<b>7</b>	<u>Claimant Type</u>	<u>Claims Paid</u>	<u>Amount Paid</u>	<b>Payments in County</b>  <ul style="list-style-type: none"> <li><span style="color: green;">■</span> Resident</li> <li><span style="color: lightgreen;">■</span> Loss</li> </ul>
		Resident of County	2	\$21,200.00	
		Claim Loss in County	1	\$1,400.00	
		<b>Totals:</b>	<b>3</b>	<b>\$22,600.00</b>	
<b>Lee (Alabama)</b>	<b>71</b>	<u>Claimant Type</u>	<u>Claims Paid</u>	<u>Amount Paid</u>	<b>Payments in County</b>  <ul style="list-style-type: none"> <li><span style="color: green;">■</span> Resident</li> </ul>
		Resident of County	33	\$305,200.00	
		<b>Totals:</b>	<b>33</b>	<b>\$305,200.00</b>	


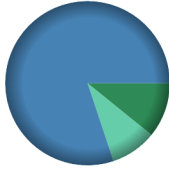

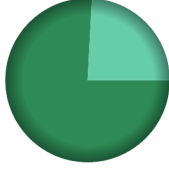

## GCCF Program Statistics - Overall Summary

(as of October 22, 2010, 5:05 PM ET)

County (Alabama)	Total Claims	Claimant Type	Claims Paid	Amount Paid	Payments in County
<b>Limestone (Alabama)</b>	<b>41</b>	<u>Claimant Type</u>	<u>Claims Paid</u>	<u>Amount Paid</u>	<b>Payments in County</b>  <ul style="list-style-type: none"> <li>Resident</li> </ul>
		Resident of County	28	\$416,700.00	
		<b>Totals:</b>	<b>28</b>	<b>\$416,700.00</b>	
<b>Macon (Alabama)</b>	<b>4</b>	<u>Claimant Type</u>	<u>Claims Paid</u>	<u>Amount Paid</u>	<b>Payments in County</b>  <ul style="list-style-type: none"> <li>Resident</li> </ul>
		Resident of County	1	\$5,000.00	
		<b>Totals:</b>	<b>1</b>	<b>\$5,000.00</b>	
<b>Madison (Alabama)</b>	<b>220</b>	<u>Claimant Type</u>	<u>Claims Paid</u>	<u>Amount Paid</u>	<b>Payments in County</b>  <ul style="list-style-type: none"> <li>Resident</li> <li>Loss</li> <li>Both</li> </ul>
		Resident of County	123	\$1,560,800.00	
		Resident and Loss in County	5	\$56,600.00	
		Claim Loss in County	2	\$4,500.00	
<b>Totals:</b>	<b>130</b>	<b>\$1,621,900.00</b>			
<b>Marengo (Alabama)</b>	<b>18</b>	<u>Claimant Type</u>	<u>Claims Paid</u>	<u>Amount Paid</u>	<b>Payments in County</b>  <ul style="list-style-type: none"> <li>Resident</li> </ul>
		Resident of County	11	\$83,200.00	
		<b>Totals:</b>	<b>11</b>	<b>\$83,200.00</b>	
<b>Marion (Alabama)</b>	<b>4</b>	<u>Claimant Type</u>	<u>Claims Paid</u>	<u>Amount Paid</u>	<b>Payments in County</b>  <ul style="list-style-type: none"> <li>Resident</li> </ul>
		Resident of County	1	\$1,200.00	
		<b>Totals:</b>	<b>1</b>	<b>\$1,200.00</b>	

## GCCF Program Statistics - Overall Summary

(as of October 22, 2010, 5:05 PM ET)






County (Alabama)	Total Claims	Claimant Type	Claims Paid	Amount Paid	Payments in County
<b>Marshall (Alabama)</b>	<b>46</b>	<u>Claimant Type</u>	<u>Claims Paid</u>	<u>Amount Paid</u>	<b>Payments in County</b>  <ul style="list-style-type: none"> <li>Resident</li> <li>Both</li> </ul>
		Resident of County	23	\$294,700.00	
		Resident and Loss in County	1	\$37,200.00	
		<b>Totals:</b>	<b>24</b>	<b>\$331,900.00</b>	
<b>Mobile (Alabama)</b>	<b>19,690</b>	<u>Claimant Type</u>	<u>Claims Paid</u>	<u>Amount Paid</u>	<b>Payments in County</b>  <ul style="list-style-type: none"> <li>Resident</li> <li>Loss</li> <li>Both</li> </ul>
		Resident of County	749	\$11,193,465.00	
		Resident and Loss in County	4,494	\$82,707,200.00	
		Claim Loss in County	454	\$9,349,100.00	
<b>Totals:</b>	<b>5,697</b>	<b>\$103,249,765.00</b>			
<b>Monroe (Alabama)</b>	<b>80</b>	<u>Claimant Type</u>	<u>Claims Paid</u>	<u>Amount Paid</u>	<b>Payments in County</b>  <ul style="list-style-type: none"> <li>Resident</li> <li>Both</li> </ul>
		Resident of County	35	\$572,600.00	
		Resident and Loss in County	11	\$145,400.00	
		<b>Totals:</b>	<b>46</b>	<b>\$718,000.00</b>	
<b>Montgomery (Alabama)</b>	<b>195</b>	<u>Claimant Type</u>	<u>Claims Paid</u>	<u>Amount Paid</u>	<b>Payments in County</b>  <ul style="list-style-type: none"> <li>Resident</li> <li>Both</li> </ul>
		Resident of County	82	\$1,062,200.00	
		Resident and Loss in County	7	\$338,300.00	
		<b>Totals:</b>	<b>89</b>	<b>\$1,400,500.00</b>	
<b>Morgan (Alabama)</b>	<b>71</b>	<u>Claimant Type</u>	<u>Claims Paid</u>	<u>Amount Paid</u>	<b>Payments in County</b>  <ul style="list-style-type: none"> <li>Resident</li> </ul>
		Resident of County	46	\$517,600.00	
		<b>Totals:</b>	<b>46</b>	<b>\$517,600.00</b>	

## GCCF Program Statistics - Overall Summary

(as of October 22, 2010, 5:05 PM ET)

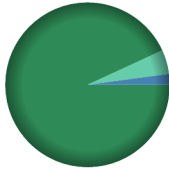

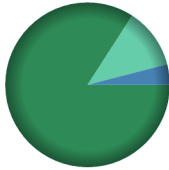

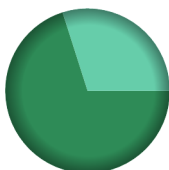
<b>Perry (Alabama)</b>	<b>3</b>	<u>Claimant Type</u>	<u>Claims Paid</u>	<u>Amount Paid</u>	<b>Payments in County</b>  <span style="color: green;">■</span> Loss
		Claim Loss in County	1	\$35,000.00	
		<b>Totals:</b>	<b>1</b>	<b>\$35,000.00</b>	
<b>Pickens (Alabama)</b>	<b>10</b>	<u>Claimant Type</u>	<u>Claims Paid</u>	<u>Amount Paid</u>	<b>Payments in County</b>  <span style="color: green;">■</span> Resident
		Resident of County	4	\$43,400.00	
		<b>Totals:</b>	<b>4</b>	<b>\$43,400.00</b>	
<b>Pike (Alabama)</b>	<b>31</b>	<u>Claimant Type</u>	<u>Claims Paid</u>	<u>Amount Paid</u>	<b>Payments in County</b>  <span style="color: green;">■</span> Resident
		Resident of County	4	\$28,000.00	
		<b>Totals:</b>	<b>4</b>	<b>\$28,000.00</b>	
<b>Randolph (Alabama)</b>	<b>7</b>	<u>Claimant Type</u>	<u>Claims Paid</u>	<u>Amount Paid</u>	<b>Payments in County</b>  <span style="color: green;">■</span> Resident
		Resident of County	4	\$50,300.00	
		<b>Totals:</b>	<b>4</b>	<b>\$50,300.00</b>	
<b>Russell (Alabama)</b>	<b>16</b>	<u>Claimant Type</u>	<u>Claims Paid</u>	<u>Amount Paid</u>	<b>Payments in County</b>  <span style="color: green;">■</span> Resident
		Resident of County	2	\$21,100.00	
		<b>Totals:</b>	<b>2</b>	<b>\$21,100.00</b>	

## GCCF Program Statistics - Overall Summary (as of October 22, 2010, 5:05 PM ET)

County (Alabama)	Total Claims	Claimant Type	Claims Paid	Amount Paid	Payments in County
<b>Shelby (Alabama)</b>	<b>199</b>	<u>Claimant Type</u>	<u>Claims Paid</u>	<u>Amount Paid</u>	<b>Payments in County</b>  <ul style="list-style-type: none"> <li><span style="color: green;">■</span> Resident</li> <li><span style="color: lightgreen;">■</span> Loss</li> <li><span style="color: blue;">■</span> Both</li> </ul>
		Resident of County	113	\$1,319,300.00	
		Resident and Loss in County	2	\$23,500.00	
		Claim Loss in County	1	\$28,800.00	
<b>Totals:</b>			<b>116</b>	<b>\$1,371,600.00</b>	
<b>St. Clair (Alabama)</b>	<b>36</b>	<u>Claimant Type</u>	<u>Claims Paid</u>	<u>Amount Paid</u>	<b>Payments in County</b>  <ul style="list-style-type: none"> <li><span style="color: green;">■</span> Resident</li> </ul>
		Resident of County	23	\$332,000.00	
		<b>Totals:</b>			
<b>Sumter (Alabama)</b>	<b>6</b>	<u>Claimant Type</u>	<u>Claims Paid</u>	<u>Amount Paid</u>	<b>Payments in County</b>  <ul style="list-style-type: none"> <li><span style="color: green;">■</span> Resident</li> </ul>
		Resident of County	1	\$46,200.00	
		<b>Totals:</b>			
<b>Talladega (Alabama)</b>	<b>34</b>	<u>Claimant Type</u>	<u>Claims Paid</u>	<u>Amount Paid</u>	<b>Payments in County</b>  <ul style="list-style-type: none"> <li><span style="color: green;">■</span> Resident</li> </ul>
		Resident of County	20	\$117,700.00	
		<b>Totals:</b>			
<b>Tallapoosa (Alabama)</b>	<b>22</b>	<u>Claimant Type</u>	<u>Claims Paid</u>	<u>Amount Paid</u>	<b>Payments in County</b>  <ul style="list-style-type: none"> <li><span style="color: green;">■</span> Resident</li> </ul>
		Resident of County	8	\$58,000.00	
		<b>Totals:</b>			


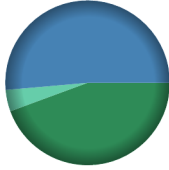
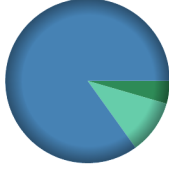
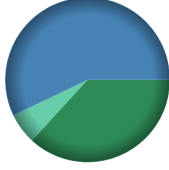
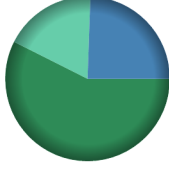
## GCCF Program Statistics - Overall Summary

(as of October 22, 2010, 5:05 PM ET)

County (Alabama)	Total Claims	Claimant Type	Claims Paid	Amount Paid	Payments in County
<b>Tuscaloosa (Alabama)</b>	<b>174</b>	<u>Claimant Type</u>	<u>Claims Paid</u>	<u>Amount Paid</u>	<b>Payments in County</b>  <ul style="list-style-type: none"> <li><span style="color: green;">■</span> Resident</li> <li><span style="color: lightgreen;">■</span> Loss</li> <li><span style="color: blue;">■</span> Both</li> </ul>
		Resident of County	99	\$962,100.00	
		Resident and Loss in County	2	\$22,000.00	
		Claim Loss in County	2	\$49,000.00	
<b>Totals:</b>	<b>103</b>	<b>\$1,033,100.00</b>			
<b>Unknown (Alabama)</b>	<b>96</b>	<u>Claimant Type</u>	<u>Claims Paid</u>	<u>Amount Paid</u>	<b>Payments in County</b>  <ul style="list-style-type: none"> <li><span style="color: green;">■</span> Resident</li> </ul>
		Resident of County	35	\$1,005,100.00	
		<b>Totals:</b>	<b>35</b>	<b>\$1,005,100.00</b>	
<b>Walker (Alabama)</b>	<b>33</b>	<u>Claimant Type</u>	<u>Claims Paid</u>	<u>Amount Paid</u>	<b>Payments in County</b>  <ul style="list-style-type: none"> <li><span style="color: green;">■</span> Resident</li> <li><span style="color: lightgreen;">■</span> Loss</li> <li><span style="color: blue;">■</span> Both</li> </ul>
		Resident of County	16	\$198,600.00	
		Resident and Loss in County	1	\$9,500.00	
		Claim Loss in County	2	\$28,000.00	
<b>Totals:</b>	<b>19</b>	<b>\$236,100.00</b>			
<b>Washington (Alabama)</b>	<b>120</b>	<u>Claimant Type</u>	<u>Claims Paid</u>	<u>Amount Paid</u>	<b>Payments in County</b>  <ul style="list-style-type: none"> <li><span style="color: green;">■</span> Resident</li> <li><span style="color: lightgreen;">■</span> Loss</li> <li><span style="color: blue;">■</span> Both</li> </ul>
		Resident of County	13	\$133,800.00	
		Resident and Loss in County	1	\$15,000.00	
		Claim Loss in County	5	\$112,600.00	
<b>Totals:</b>	<b>19</b>	<b>\$261,400.00</b>			
<b>Wilcox (Alabama)</b>	<b>28</b>	<u>Claimant Type</u>	<u>Claims Paid</u>	<u>Amount Paid</u>	<b>Payments in County</b>  <ul style="list-style-type: none"> <li><span style="color: green;">■</span> Resident</li> <li><span style="color: lightgreen;">■</span> Both</li> </ul>
		Resident of County	11	\$157,000.00	
		Resident and Loss in County	3	\$67,000.00	
		<b>Totals:</b>	<b>14</b>	<b>\$224,000.00</b>	

## GCCF Program Statistics - Overall Summary

(as of October 22, 2010, 5:05 PM ET)

County	Total Claims	Claimant Type	Claims Paid	Amount Paid	Payments in County
<b>Winston (Alabama)</b>	<b>11</b>	<u>Claimant Type</u>	<u>Claims Paid</u>	<u>Amount Paid</u>	<b>Payments in County</b>  <ul style="list-style-type: none"> <li>Resident</li> </ul>
		Resident of County	5	\$189,800.00	
		<b>Totals:</b>	<b>5</b>	<b>\$189,800.00</b>	
<b>Alachua (Florida)</b>	<b>60</b>	<u>Claimant Type</u>	<u>Claims Paid</u>	<u>Amount Paid</u>	<b>Payments in County</b>  <ul style="list-style-type: none"> <li>Resident</li> <li>Loss</li> <li>Both</li> </ul>
		Resident of County	14	\$125,800.00	
		Resident and Loss in County	5	\$145,600.00	
		Claim Loss in County	1	\$12,000.00	
<b>Totals:</b>	<b>20</b>	<b>\$283,400.00</b>			
<b>Bay (Florida)</b>	<b>21,321</b>	<u>Claimant Type</u>	<u>Claims Paid</u>	<u>Amount Paid</u>	<b>Payments in County</b>  <ul style="list-style-type: none"> <li>Resident</li> <li>Loss</li> <li>Both</li> </ul>
		Resident of County	415	\$5,336,700.00	
		Resident and Loss in County	6,722	\$101,110,276.00	
		Claim Loss in County	1,186	\$12,624,600.00	
<b>Totals:</b>	<b>8,323</b>	<b>\$119,071,576.00</b>			
<b>Brevard (Florida)</b>	<b>90</b>	<u>Claimant Type</u>	<u>Claims Paid</u>	<u>Amount Paid</u>	<b>Payments in County</b>  <ul style="list-style-type: none"> <li>Resident</li> <li>Loss</li> <li>Both</li> </ul>
		Resident of County	9	\$183,600.00	
		Resident and Loss in County	8	\$284,600.00	
		Claim Loss in County	2	\$30,300.00	
<b>Totals:</b>	<b>19</b>	<b>\$498,500.00</b>			
<b>Broward (Florida)</b>	<b>243</b>	<u>Claimant Type</u>	<u>Claims Paid</u>	<u>Amount Paid</u>	<b>Payments in County</b>  <ul style="list-style-type: none"> <li>Resident</li> <li>Loss</li> <li>Both</li> </ul>
		Resident of County	22	\$795,000.00	
		Resident and Loss in County	4	\$338,500.00	
		Claim Loss in County	10	\$251,200.00	
<b>Totals:</b>	<b>36</b>	<b>\$1,384,700.00</b>			



## GCCF Program Statistics - Overall Summary

(as of October 22, 2010, 5:05 PM ET)

County (Florida)	Total Claims	Claimant Type	Claims Paid	Amount Paid	Payments in County
<b>Calhoun (Florida)</b>	<b>94</b>	<u>Claimant Type</u>	<u>Claims Paid</u>	<u>Amount Paid</u>	
		Resident of County	16	\$193,900.00	
		Resident and Loss in County	1	\$6,000.00	
		Claim Loss in County	1	\$4,200.00	
<b>Totals:</b>	<b>18</b>	<b>\$204,100.00</b>			
<b>Charlotte (Florida)</b>	<b>117</b>	<u>Claimant Type</u>	<u>Claims Paid</u>	<u>Amount Paid</u>	
		Resident of County	3	\$8,400.00	
		Resident and Loss in County	23	\$923,300.00	
		Claim Loss in County	9	\$71,400.00	
<b>Totals:</b>	<b>35</b>	<b>\$1,003,100.00</b>			
<b>Citrus (Florida)</b>	<b>206</b>	<u>Claimant Type</u>	<u>Claims Paid</u>	<u>Amount Paid</u>	
		Resident of County	22	\$392,100.00	
		Resident and Loss in County	79	\$1,282,100.00	
		Claim Loss in County	7	\$162,700.00	
<b>Totals:</b>	<b>108</b>	<b>\$1,836,900.00</b>			
<b>Clay (Florida)</b>	<b>27</b>	<u>Claimant Type</u>	<u>Claims Paid</u>	<u>Amount Paid</u>	
		Resident of County	4	\$25,400.00	
		Resident and Loss in County	1	\$125,000.00	
		Claim Loss in County	1	\$18,700.00	
<b>Totals:</b>	<b>6</b>	<b>\$169,100.00</b>			
<b>Collier (Florida)</b>	<b>3,715</b>	<u>Claimant Type</u>	<u>Claims Paid</u>	<u>Amount Paid</u>	
		Resident of County	46	\$485,300.00	
		Resident and Loss in County	792	\$8,438,900.00	
		Claim Loss in County	26	\$154,000.00	
<b>Totals:</b>	<b>864</b>	<b>\$9,078,200.00</b>			

## GCCF Program Statistics - Overall Summary

(as of October 22, 2010, 5:05 PM ET)

County (Florida)	Total Claims	Claimant Type	Claims Paid	Amount Paid	Payments in County
Columbia (Florida)	12	<u>Claimant Type</u>	<u>Claims Paid</u>	<u>Amount Paid</u>	<ul style="list-style-type: none"> <li>Resident</li> <li>Both</li> </ul>
		Resident of County	3	\$46,500.00	
		Resident and Loss in County	1	\$40,000.00	
		<b>Totals:</b>	<b>4</b>	<b>\$86,500.00</b>	
Dixie (Florida)	30	<u>Claimant Type</u>	<u>Claims Paid</u>	<u>Amount Paid</u>	<ul style="list-style-type: none"> <li>Resident</li> <li>Loss</li> <li>Both</li> </ul>
		Resident of County	1	\$3,000.00	
		Resident and Loss in County	12	\$353,400.00	
		Claim Loss in County	4	\$89,700.00	
<b>Totals:</b>	<b>17</b>	<b>\$446,100.00</b>			
Duval (Florida)	236	<u>Claimant Type</u>	<u>Claims Paid</u>	<u>Amount Paid</u>	<ul style="list-style-type: none"> <li>Resident</li> <li>Loss</li> <li>Both</li> </ul>
		Resident of County	32	\$559,800.00	
		Resident and Loss in County	14	\$993,000.00	
		Claim Loss in County	6	\$131,500.00	
<b>Totals:</b>	<b>52</b>	<b>\$1,684,300.00</b>			
Escambia (Florida)	12,363	<u>Claimant Type</u>	<u>Claims Paid</u>	<u>Amount Paid</u>	<ul style="list-style-type: none"> <li>Resident</li> <li>Loss</li> <li>Both</li> </ul>
		Resident of County	1,333	\$15,340,300.00	
		Resident and Loss in County	3,433	\$54,962,300.00	
		Claim Loss in County	910	\$12,532,600.00	
<b>Totals:</b>	<b>5,676</b>	<b>\$82,835,200.00</b>			
Flagler (Florida)	7	<u>Claimant Type</u>	<u>Claims Paid</u>	<u>Amount Paid</u>	<ul style="list-style-type: none"> <li>Resident</li> </ul>
		Resident of County	2	\$65,400.00	
		<b>Totals:</b>	<b>2</b>	<b>\$65,400.00</b>	

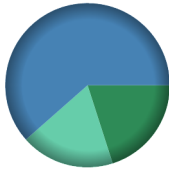
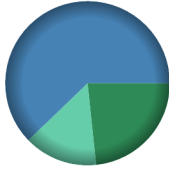
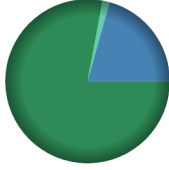

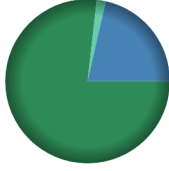
## GCCF Program Statistics - Overall Summary

(as of October 22, 2010, 5:05 PM ET)

County (Florida)	Total Claims	Claimant Type	Claims Paid	Amount Paid	Payments in County
<b>Franklin (Florida)</b>	<b>1,838</b>	<u>Claimant Type</u>	<u>Claims Paid</u>	<u>Amount Paid</u>	<p>Payments in County</p> <ul style="list-style-type: none"> <li>Resident</li> <li>Loss</li> <li>Both</li> </ul>
		Resident of County	32	\$386,100.00	
		Resident and Loss in County	1,046	\$12,895,900.00	
		Claim Loss in County	117	\$1,513,600.00	
		<b>Totals:</b>	<b>1,195</b>	<b>\$14,795,600.00</b>	
<b>Gadsden (Florida)</b>	<b>56</b>	<u>Claimant Type</u>	<u>Claims Paid</u>	<u>Amount Paid</u>	<p>Payments in County</p> <ul style="list-style-type: none"> <li>Resident</li> <li>Loss</li> <li>Both</li> </ul>
		Resident of County	9	\$166,100.00	
		Resident and Loss in County	2	\$44,200.00	
		Claim Loss in County	1	\$6,000.00	
		<b>Totals:</b>	<b>12</b>	<b>\$216,300.00</b>	
<b>Gulf (Florida)</b>	<b>1,146</b>	<u>Claimant Type</u>	<u>Claims Paid</u>	<u>Amount Paid</u>	<p>Payments in County</p> <ul style="list-style-type: none"> <li>Resident</li> <li>Loss</li> <li>Both</li> </ul>
		Resident of County	78	\$1,022,200.00	
		Resident and Loss in County	323	\$7,341,600.00	
		Claim Loss in County	94	\$1,217,700.00	
		<b>Totals:</b>	<b>495</b>	<b>\$9,581,500.00</b>	
<b>Hardee (Florida)</b>	<b>1</b>	<u>Claimant Type</u>	<u>Claims Paid</u>	<u>Amount Paid</u>	<p>Payments in County</p> <ul style="list-style-type: none"> <li>Resident</li> </ul>
		Resident of County	1	\$15,000.00	
		<b>Totals:</b>	<b>1</b>	<b>\$15,000.00</b>	
<b>Hendry (Florida)</b>	<b>8</b>	<u>Claimant Type</u>	<u>Claims Paid</u>	<u>Amount Paid</u>	<p>Payments in County</p> <ul style="list-style-type: none"> <li>Resident</li> </ul>
		Resident of County	1	\$24,000.00	
		<b>Totals:</b>	<b>1</b>	<b>\$24,000.00</b>	

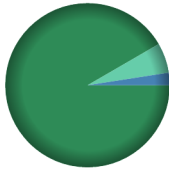

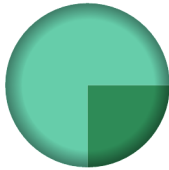
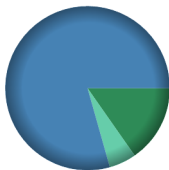
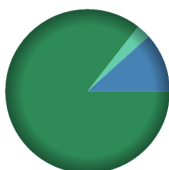
## GCCF Program Statistics - Overall Summary

(as of October 22, 2010, 5:05 PM ET)

County (Florida)	Total Claims	Claimant Type	Claims Paid	Amount Paid	Payments in County
<b>Hernando (Florida)</b>	<b>132</b>	<u>Claimant Type</u>	<u>Claims Paid</u>	<u>Amount Paid</u>	 <ul style="list-style-type: none"> <li><span style="color: green;">■</span> Resident</li> <li><span style="color: lightgreen;">■</span> Loss</li> <li><span style="color: blue;">■</span> Both</li> </ul>
		Resident of County	21	\$330,300.00	
		Resident and Loss in County	40	\$1,012,400.00	
		Claim Loss in County	15	\$303,200.00	
		<b>Totals:</b>	<b>76</b>	<b>\$1,645,900.00</b>	
<b>Hillsborough (Florida)</b>	<b>558</b>	<u>Claimant Type</u>	<u>Claims Paid</u>	<u>Amount Paid</u>	 <ul style="list-style-type: none"> <li><span style="color: green;">■</span> Resident</li> <li><span style="color: lightgreen;">■</span> Loss</li> <li><span style="color: blue;">■</span> Both</li> </ul>
		Resident of County	60	\$843,900.00	
		Resident and Loss in County	103	\$2,248,800.00	
		Claim Loss in County	31	\$522,500.00	
		<b>Totals:</b>	<b>194</b>	<b>\$3,615,200.00</b>	
<b>Holmes (Florida)</b>	<b>294</b>	<u>Claimant Type</u>	<u>Claims Paid</u>	<u>Amount Paid</u>	 <ul style="list-style-type: none"> <li><span style="color: green;">■</span> Resident</li> <li><span style="color: lightgreen;">■</span> Loss</li> <li><span style="color: blue;">■</span> Both</li> </ul>
		Resident of County	85	\$789,100.00	
		Resident and Loss in County	17	\$209,200.00	
		Claim Loss in County	3	\$14,100.00	
		<b>Totals:</b>	<b>105</b>	<b>\$1,012,400.00</b>	
<b>Indian River (Florida)</b>	<b>23</b>	<u>Claimant Type</u>	<u>Claims Paid</u>	<u>Amount Paid</u>	 <ul style="list-style-type: none"> <li><span style="color: green;">■</span> Both</li> </ul>
		Resident and Loss in County	3	\$157,000.00	
		<b>Totals:</b>	<b>3</b>	<b>\$157,000.00</b>	
<b>Jackson (Florida)</b>	<b>229</b>	<u>Claimant Type</u>	<u>Claims Paid</u>	<u>Amount Paid</u>	 <ul style="list-style-type: none"> <li><span style="color: green;">■</span> Resident</li> <li><span style="color: lightgreen;">■</span> Loss</li> <li><span style="color: blue;">■</span> Both</li> </ul>
		Resident of County	25	\$343,900.00	
		Resident and Loss in County	3	\$96,000.00	
		Claim Loss in County	1	\$7,900.00	
		<b>Totals:</b>	<b>29</b>	<b>\$447,800.00</b>	

## GCCF Program Statistics - Overall Summary

(as of October 22, 2010, 5:05 PM ET)

County (Florida)	Total Claims	Claimant Type	Claims Paid	Amount Paid	Payments in County
Jefferson (Florida)	12	<u>Claimant Type</u>	<u>Claims Paid</u>	<u>Amount Paid</u>	 <ul style="list-style-type: none"> <li><span style="color: green;">■</span> Resident</li> <li><span style="color: lightgreen;">■</span> Loss</li> <li><span style="color: blue;">■</span> Both</li> </ul>
		Resident of County	3	\$93,000.00	
		Resident and Loss in County	2	\$2,500.00	
		Claim Loss in County	1	\$6,000.00	
<b>Totals:</b>	<b>6</b>	<b>\$101,500.00</b>			
Lafayette (Florida)	4	<u>Claimant Type</u>	<u>Claims Paid</u>	<u>Amount Paid</u>	 <ul style="list-style-type: none"> <li><span style="color: green;">■</span> Both</li> </ul>
		Resident and Loss in County	1	\$226,700.00	
		<b>Totals:</b>	<b>1</b>	<b>\$226,700.00</b>	
Lake (Florida)	34	<u>Claimant Type</u>	<u>Claims Paid</u>	<u>Amount Paid</u>	 <ul style="list-style-type: none"> <li><span style="color: green;">■</span> Resident</li> <li><span style="color: lightgreen;">■</span> Both</li> </ul>
		Resident of County	6	\$45,900.00	
		Resident and Loss in County	5	\$137,900.00	
		<b>Totals:</b>	<b>11</b>	<b>\$183,800.00</b>	
Lee (Florida)	1,430	<u>Claimant Type</u>	<u>Claims Paid</u>	<u>Amount Paid</u>	 <ul style="list-style-type: none"> <li><span style="color: green;">■</span> Resident</li> <li><span style="color: lightgreen;">■</span> Loss</li> <li><span style="color: blue;">■</span> Both</li> </ul>
		Resident of County	36	\$676,700.00	
		Resident and Loss in County	201	\$3,510,900.00	
		Claim Loss in County	37	\$235,900.00	
<b>Totals:</b>	<b>274</b>	<b>\$4,423,500.00</b>			
Leon (Florida)	380	<u>Claimant Type</u>	<u>Claims Paid</u>	<u>Amount Paid</u>	 <ul style="list-style-type: none"> <li><span style="color: green;">■</span> Resident</li> <li><span style="color: lightgreen;">■</span> Loss</li> <li><span style="color: blue;">■</span> Both</li> </ul>
		Resident of County	81	\$1,557,900.00	
		Resident and Loss in County	7	\$212,600.00	
		Claim Loss in County	4	\$50,300.00	
<b>Totals:</b>	<b>92</b>	<b>\$1,820,800.00</b>			

## GCCF Program Statistics - Overall Summary

(as of October 22, 2010, 5:05 PM ET)

Levy (Florida)	140	<u>Claimant Type</u>	<u>Claims Paid</u>	<u>Amount Paid</u>	Payments in County
		Resident of County	10	\$229,300.00	<p>Legend: Resident (green), Loss (light green), Both (blue)</p>
		Resident and Loss in County	72	\$1,897,000.00	
		Claim Loss in County	9	\$241,100.00	
		<b>Totals:</b>	<b>91</b>	<b>\$2,367,400.00</b>	
Liberty (Florida)	54	<u>Claimant Type</u>	<u>Claims Paid</u>	<u>Amount Paid</u>	Payments in County
		Resident of County	18	\$160,000.00	<p>Legend: Resident (green), Loss (light green), Both (blue)</p>
		Resident and Loss in County	3	\$36,200.00	
		Claim Loss in County	2	\$49,600.00	
		<b>Totals:</b>	<b>23</b>	<b>\$245,800.00</b>	
Madison (Florida)	6	<u>Claimant Type</u>	<u>Claims Paid</u>	<u>Amount Paid</u>	Payments in County
		Resident of County	1	\$2,100.00	<p>Legend: Resident (green), Loss (light green)</p>
		Claim Loss in County	1	\$1,200.00	
		<b>Totals:</b>	<b>2</b>	<b>\$3,300.00</b>	
Manatee (Florida)	219	<u>Claimant Type</u>	<u>Claims Paid</u>	<u>Amount Paid</u>	Payments in County
		Resident of County	17	\$451,000.00	<p>Legend: Resident (green), Loss (light green), Both (blue)</p>
		Resident and Loss in County	47	\$2,014,600.00	
		Claim Loss in County	21	\$479,000.00	
		<b>Totals:</b>	<b>85</b>	<b>\$2,944,600.00</b>	
Marion (Florida)	50	<u>Claimant Type</u>	<u>Claims Paid</u>	<u>Amount Paid</u>	Payments in County
		Resident of County	9	\$97,500.00	<p>Legend: Resident (green), Loss (light green), Both (blue)</p>
		Resident and Loss in County	1	\$20,200.00	
		Claim Loss in County	1	\$26,000.00	
		<b>Totals:</b>	<b>11</b>	<b>\$143,700.00</b>	

## GCCF Program Statistics - Overall Summary




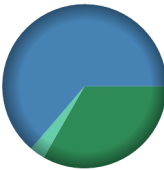
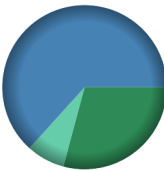
(as of October 22, 2010, 5:05 PM ET)

County (Florida)	Total Claims	Claimant Type	Claims Paid	Amount Paid	Payments in County
Martin (Florida)	24	<u>Claimant Type</u>	<u>Claims Paid</u>	<u>Amount Paid</u>	<ul style="list-style-type: none"> <li>Resident</li> <li>Both</li> </ul>
		Resident of County	2	\$27,200.00	
		Resident and Loss in County	5	\$109,500.00	
		<b>Totals:</b>	<b>7</b>	<b>\$136,700.00</b>	
Miami-dade (Florida)	502	<u>Claimant Type</u>	<u>Claims Paid</u>	<u>Amount Paid</u>	<ul style="list-style-type: none"> <li>Resident</li> <li>Loss</li> <li>Both</li> </ul>
		Resident of County	33	\$475,900.00	
		Resident and Loss in County	17	\$578,800.00	
		Claim Loss in County	11	\$285,000.00	
<b>Totals:</b>	<b>61</b>	<b>\$1,339,700.00</b>			
Monroe (Florida)	2,224	<u>Claimant Type</u>	<u>Claims Paid</u>	<u>Amount Paid</u>	<ul style="list-style-type: none"> <li>Resident</li> <li>Loss</li> <li>Both</li> </ul>
		Resident of County	24	\$574,700.00	
		Resident and Loss in County	657	\$17,465,300.00	
		Claim Loss in County	39	\$501,000.00	
<b>Totals:</b>	<b>720</b>	<b>\$18,541,000.00</b>			
Nassau (Florida)	11	<u>Claimant Type</u>	<u>Claims Paid</u>	<u>Amount Paid</u>	<ul style="list-style-type: none"> <li>Resident</li> <li>Loss</li> <li>Both</li> </ul>
		Resident of County	3	\$65,200.00	
		Resident and Loss in County	2	\$31,100.00	
		Claim Loss in County	1	\$30,000.00	
<b>Totals:</b>	<b>6</b>	<b>\$126,300.00</b>			
Okaloosa (Florida)	17,265	<u>Claimant Type</u>	<u>Claims Paid</u>	<u>Amount Paid</u>	<ul style="list-style-type: none"> <li>Resident</li> <li>Loss</li> <li>Both</li> </ul>
		Resident of County	1,074	\$14,026,900.00	
		Resident and Loss in County	5,713	\$101,947,400.00	
		Claim Loss in County	2,659	\$33,767,500.00	
<b>Totals:</b>	<b>9,446</b>	<b>\$149,741,800.00</b>			



## GCCF Program Statistics - Overall Summary

(as of October 22, 2010, 5:05 PM ET)

County (Florida)	Total Claims	Claimant Type	Claims Paid	Amount Paid	Payments in County
Okeechobee (Florida)	5	<u>Claimant Type</u>	<u>Claims Paid</u>	<u>Amount Paid</u>	 <ul style="list-style-type: none"> <li>Loss</li> </ul>
		Claim Loss in County	1	\$5,000.00	
		<b>Totals:</b>	<b>1</b>	<b>\$5,000.00</b>	
Orange (Florida)	253	<u>Claimant Type</u>	<u>Claims Paid</u>	<u>Amount Paid</u>	 <ul style="list-style-type: none"> <li>Resident</li> <li>Both</li> </ul>
		Resident of County	54	\$793,100.00	
		Resident and Loss in County	6	\$185,000.00	
<b>Totals:</b>	<b>60</b>	<b>\$978,100.00</b>			
Osceola (Florida)	19	<u>Claimant Type</u>	<u>Claims Paid</u>	<u>Amount Paid</u>	 <ul style="list-style-type: none"> <li>Resident</li> </ul>
		Resident of County	4	\$33,600.00	
		<b>Totals:</b>	<b>4</b>	<b>\$33,600.00</b>	
Palm Beach (Florida)	165	<u>Claimant Type</u>	<u>Claims Paid</u>	<u>Amount Paid</u>	 <ul style="list-style-type: none"> <li>Resident</li> <li>Loss</li> <li>Both</li> </ul>
		Resident of County	17	\$237,600.00	
		Resident and Loss in County	9	\$455,500.00	
Claim Loss in County	3	\$21,300.00			
<b>Totals:</b>	<b>29</b>	<b>\$714,400.00</b>			
Pasco (Florida)	367	<u>Claimant Type</u>	<u>Claims Paid</u>	<u>Amount Paid</u>	 <ul style="list-style-type: none"> <li>Resident</li> <li>Loss</li> <li>Both</li> </ul>
		Resident of County	73	\$1,171,600.00	
		Resident and Loss in County	94	\$2,543,700.00	
Claim Loss in County	19	\$302,600.00			
<b>Totals:</b>	<b>186</b>	<b>\$4,017,900.00</b>			



## GCCF Program Statistics - Overall Summary

(as of October 22, 2010, 5:05 PM ET)

County (Florida)	Total Claims	Claimant Type	Claims Paid	Amount Paid	Payments in County
<b>Pinellas (Florida)</b>	<b>1,663</b>	<u>Claimant Type</u>	<u>Claims Paid</u>	<u>Amount Paid</u>	<p>Payments in County</p> <ul style="list-style-type: none"> <li>Resident</li> <li>Loss</li> <li>Both</li> </ul>
		Resident of County	48	\$1,360,900.00	
		Resident and Loss in County	530	\$9,355,300.00	
		Claim Loss in County	108	\$1,504,500.00	
		<b>Totals:</b>	<b>686</b>	<b>\$12,220,700.00</b>	
<b>Polk (Florida)</b>	<b>98</b>	<u>Claimant Type</u>	<u>Claims Paid</u>	<u>Amount Paid</u>	<p>Payments in County</p> <ul style="list-style-type: none"> <li>Resident</li> <li>Loss</li> <li>Both</li> </ul>
		Resident of County	12	\$168,600.00	
		Resident and Loss in County	5	\$145,000.00	
		Claim Loss in County	1	\$9,200.00	
		<b>Totals:</b>	<b>18</b>	<b>\$322,800.00</b>	
<b>Putnam (Florida)</b>	<b>9</b>	<u>Claimant Type</u>	<u>Claims Paid</u>	<u>Amount Paid</u>	<p>Payments in County</p> <ul style="list-style-type: none"> <li>Both</li> </ul>
		Resident and Loss in County	2	\$51,500.00	
		<b>Totals:</b>	<b>2</b>	<b>\$51,500.00</b>	
<b>Santa Rosa (Florida)</b>	<b>5,952</b>	<u>Claimant Type</u>	<u>Claims Paid</u>	<u>Amount Paid</u>	<p>Payments in County</p> <ul style="list-style-type: none"> <li>Resident</li> <li>Loss</li> <li>Both</li> </ul>
		Resident of County	754	\$8,889,200.00	
		Resident and Loss in County	1,386	\$30,636,800.00	
		Claim Loss in County	1,030	\$12,445,000.00	
		<b>Totals:</b>	<b>3,170</b>	<b>\$51,971,000.00</b>	
<b>Sarasota (Florida)</b>	<b>215</b>	<u>Claimant Type</u>	<u>Claims Paid</u>	<u>Amount Paid</u>	<p>Payments in County</p> <ul style="list-style-type: none"> <li>Resident</li> <li>Loss</li> <li>Both</li> </ul>
		Resident of County	10	\$79,200.00	
		Resident and Loss in County	35	\$1,175,600.00	
		Claim Loss in County	8	\$88,300.00	
		<b>Totals:</b>	<b>53</b>	<b>\$1,343,100.00</b>	

## GCCF Program Statistics - Overall Summary

(as of October 22, 2010, 5:05 PM ET)

County (Florida)	Total Claims	Claimant Type	Claims Paid	Amount Paid	Payments in County
Seminole (Florida)	49	<u>Claimant Type</u>	<u>Claims Paid</u>	<u>Amount Paid</u>	Payments in County  <ul style="list-style-type: none"> <li>Resident</li> </ul>
		Resident of County	13	\$189,300.00	
		<b>Totals:</b>	<b>13</b>	<b>\$189,300.00</b>	
St. Johns (Florida)	33	<u>Claimant Type</u>	<u>Claims Paid</u>	<u>Amount Paid</u>	Payments in County  <ul style="list-style-type: none"> <li>Resident</li> <li>Both</li> </ul>
		Resident of County	7	\$133,500.00	
		Resident and Loss in County	4	\$76,500.00	
<b>Totals:</b>	<b>11</b>	<b>\$210,000.00</b>			
St. Lucie (Florida)	30	<u>Claimant Type</u>	<u>Claims Paid</u>	<u>Amount Paid</u>	Payments in County  <ul style="list-style-type: none"> <li>Resident</li> <li>Both</li> </ul>
		Resident of County	3	\$66,500.00	
		Resident and Loss in County	1	\$60,000.00	
<b>Totals:</b>	<b>4</b>	<b>\$126,500.00</b>			
Sumter (Florida)	12	<u>Claimant Type</u>	<u>Claims Paid</u>	<u>Amount Paid</u>	Payments in County  <ul style="list-style-type: none"> <li>Resident</li> </ul>
		Resident of County	6	\$149,600.00	
		<b>Totals:</b>	<b>6</b>	<b>\$149,600.00</b>	
Suwannee (Florida)	7	<u>Claimant Type</u>	<u>Claims Paid</u>	<u>Amount Paid</u>	Payments in County  <ul style="list-style-type: none"> <li>Resident</li> </ul>
		Resident of County	1	\$3,200.00	
		<b>Totals:</b>	<b>1</b>	<b>\$3,200.00</b>	

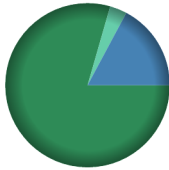
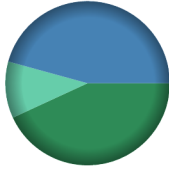

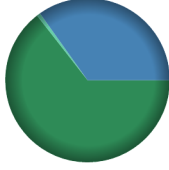
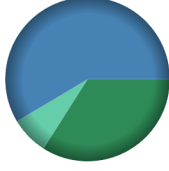
## GCCF Program Statistics - Overall Summary

(as of October 22, 2010, 5:05 PM ET)

County (Florida)	Total Claims	Claimant Type	Claims Paid	Amount Paid	Payments in County
<b>Taylor (Florida)</b>	<b>61</b>	<u>Claimant Type</u>	<u>Claims Paid</u>	<u>Amount Paid</u>	
		Resident of County	8	\$298,200.00	
		Resident and Loss in County	33	\$1,269,800.00	
		Claim Loss in County	1	\$4,800.00	
<b>Totals:</b>	<b>42</b>	<b>\$1,572,800.00</b>			
<b>Unknown (Florida)</b>	<b>101</b>	<u>Claimant Type</u>	<u>Claims Paid</u>	<u>Amount Paid</u>	
		Resident of County	32	\$713,200.00	
		<b>Totals:</b>	<b>32</b>	<b>\$713,200.00</b>	
<b>Volusia (Florida)</b>	<b>61</b>	<u>Claimant Type</u>	<u>Claims Paid</u>	<u>Amount Paid</u>	
		Resident of County	5	\$184,100.00	
		Resident and Loss in County	4	\$482,000.00	
		Claim Loss in County	3	\$33,800.00	
<b>Totals:</b>	<b>12</b>	<b>\$699,900.00</b>			
<b>Wakulla (Florida)</b>	<b>486</b>	<u>Claimant Type</u>	<u>Claims Paid</u>	<u>Amount Paid</u>	
		Resident of County	33	\$816,300.00	
		Resident and Loss in County	270	\$5,765,900.00	
		Claim Loss in County	26	\$649,000.00	
<b>Totals:</b>	<b>329</b>	<b>\$7,231,200.00</b>			
<b>Walton (Florida)</b>	<b>8,270</b>	<u>Claimant Type</u>	<u>Claims Paid</u>	<u>Amount Paid</u>	
		Resident of County	768	\$14,482,900.00	
		Resident and Loss in County	2,284	\$42,449,200.00	
		Claim Loss in County	1,774	\$20,383,800.00	
<b>Totals:</b>	<b>4,826</b>	<b>\$77,315,900.00</b>			

## GCCF Program Statistics - Overall Summary

(as of October 22, 2010, 5:05 PM ET)

County	Total Claims	Claimant Type	Claims Paid	Amount Paid	Payments in County
Washington (Florida)	680	Resident of County	163	\$1,472,600.00	 <ul style="list-style-type: none"> <li><span style="color: green;">■</span> Resident</li> <li><span style="color: lightgreen;">■</span> Loss</li> <li><span style="color: blue;">■</span> Both</li> </ul>
		Resident and Loss in County	23	\$318,700.00	
		Claim Loss in County	6	\$62,500.00	
		<b>Totals:</b>	<b>192</b>	<b>\$1,853,800.00</b>	
Acadia (Louisiana)	85	Resident of County	11	\$274,000.00	 <ul style="list-style-type: none"> <li><span style="color: green;">■</span> Resident</li> <li><span style="color: lightgreen;">■</span> Loss</li> <li><span style="color: blue;">■</span> Both</li> </ul>
		Resident and Loss in County	7	\$290,600.00	
		Claim Loss in County	4	\$70,900.00	
		<b>Totals:</b>	<b>22</b>	<b>\$635,500.00</b>	
Allen (Louisiana)	38	Resident of County	1	\$30,000.00	 <ul style="list-style-type: none"> <li><span style="color: green;">■</span> Resident</li> <li><span style="color: lightgreen;">■</span> Loss</li> </ul>
		Claim Loss in County	2	\$38,600.00	
		<b>Totals:</b>	<b>3</b>	<b>\$68,600.00</b>	
Ascension (Louisiana)	406	Resident of County	38	\$560,700.00	 <ul style="list-style-type: none"> <li><span style="color: green;">■</span> Resident</li> <li><span style="color: lightgreen;">■</span> Loss</li> <li><span style="color: blue;">■</span> Both</li> </ul>
		Resident and Loss in County	10	\$302,900.00	
		Claim Loss in County	1	\$6,100.00	
		<b>Totals:</b>	<b>49</b>	<b>\$869,700.00</b>	
Assumption (Louisiana)	292	Resident of County	18	\$535,900.00	 <ul style="list-style-type: none"> <li><span style="color: green;">■</span> Resident</li> <li><span style="color: lightgreen;">■</span> Loss</li> <li><span style="color: blue;">■</span> Both</li> </ul>
		Resident and Loss in County	45	\$923,300.00	
		Claim Loss in County	7	\$117,500.00	
		<b>Totals:</b>	<b>70</b>	<b>\$1,576,700.00</b>	


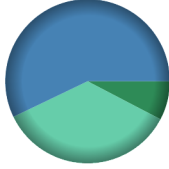

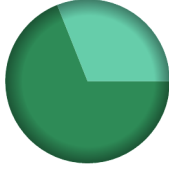
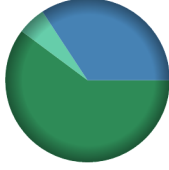
## GCCF Program Statistics - Overall Summary

(as of October 22, 2010, 5:05 PM ET)

Parish (Louisiana)	Total Claims	Claimant Type	Claims Paid	Amount Paid	Payments in County
<b>Avoyelles (Louisiana)</b>	<b>71</b>	<u>Claimant Type</u>	<u>Claims Paid</u>	<u>Amount Paid</u>	<b>Payments in County</b> 
		Resident of County	11	\$136,200.00	
		Resident and Loss in County	11	\$641,800.00	
		Claim Loss in County	1	\$8,200.00	
<b>Totals:</b>	<b>23</b>	<b>\$786,200.00</b>			
<b>Beauregard (Louisiana)</b>	<b>16</b>	<u>Claimant Type</u>	<u>Claims Paid</u>	<u>Amount Paid</u>	<b>Payments in County</b> 
		Resident of County	3	\$135,200.00	
		Resident and Loss in County	4	\$76,000.00	
		<b>Totals:</b>	<b>7</b>	<b>\$211,200.00</b>	
<b>Bossier (Louisiana)</b>	<b>29</b>	<u>Claimant Type</u>	<u>Claims Paid</u>	<u>Amount Paid</u>	<b>Payments in County</b> 
		Resident of County	5	\$62,500.00	
		<b>Totals:</b>	<b>5</b>	<b>\$62,500.00</b>	
<b>Caddo (Louisiana)</b>	<b>61</b>	<u>Claimant Type</u>	<u>Claims Paid</u>	<u>Amount Paid</u>	<b>Payments in County</b> 
		Resident of County	12	\$124,200.00	
		<b>Totals:</b>	<b>12</b>	<b>\$124,200.00</b>	
<b>Calcasieu (Louisiana)</b>	<b>587</b>	<u>Claimant Type</u>	<u>Claims Paid</u>	<u>Amount Paid</u>	<b>Payments in County</b> 
		Resident of County	109	\$2,944,900.00	
		Resident and Loss in County	90	\$2,143,800.00	
		Claim Loss in County	20	\$422,100.00	
		<b>Totals:</b>	<b>219</b>	<b>\$5,510,800.00</b>	

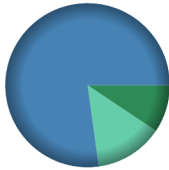




## GCCF Program Statistics - Overall Summary

(as of October 22, 2010, 5:05 PM ET)

County (Louisiana)	Total Claims	Claimant Type	Claims Paid	Amount Paid	Payments in County
Caldwell	6	<u>Claimant Type</u>	<u>Claims Paid</u>	<u>Amount Paid</u>	Payments in County 
		Resident of County	2	\$7,300.00	
		<b>Totals:</b>	<b>2</b>	<b>\$7,300.00</b>	
Cameron	320	<u>Claimant Type</u>	<u>Claims Paid</u>	<u>Amount Paid</u>	Payments in County 
		Resident of County	18	\$472,500.00	
		Resident and Loss in County	127	\$3,522,700.00	
		Claim Loss in County	79	\$2,170,300.00	
<b>Totals:</b>	<b>224</b>	<b>\$6,165,500.00</b>			
Claiborne	3	<u>Claimant Type</u>	<u>Claims Paid</u>	<u>Amount Paid</u>	Payments in County 
		Claim Loss in County	1	\$80,400.00	
		<b>Totals:</b>	<b>1</b>	<b>\$80,400.00</b>	
Concordia	28	<u>Claimant Type</u>	<u>Claims Paid</u>	<u>Amount Paid</u>	Payments in County 
		Resident of County	3	\$155,700.00	
		Resident and Loss in County	2	\$70,000.00	
		<b>Totals:</b>	<b>5</b>	<b>\$225,700.00</b>	
E. Baton Rouge	1,696	<u>Claimant Type</u>	<u>Claims Paid</u>	<u>Amount Paid</u>	Payments in County 
		Resident of County	140	\$2,378,700.00	
		Resident and Loss in County	46	\$1,352,600.00	
		Claim Loss in County	12	\$219,600.00	
		<b>Totals:</b>	<b>198</b>	<b>\$3,950,900.00</b>	

## GCCF Program Statistics - Overall Summary

(as of October 22, 2010, 5:05 PM ET)

Claimant	Count	Claimant Type	Claims Paid	Amount Paid	Payments in County
<b>E. Feliciana (Louisiana)</b>	<b>23</b>	<u>Claimant Type</u>	<u>Claims Paid</u>	<u>Amount Paid</u>	<b>Payments in County</b>  <ul style="list-style-type: none"> <li><span style="color: green;">■</span> Resident</li> <li><span style="color: lightgreen;">■</span> Loss</li> <li><span style="color: blue;">■</span> Both</li> </ul>
		Resident of County	1	\$14,000.00	
		Resident and Loss in County	3	\$115,000.00	
		Claim Loss in County	1	\$20,000.00	
<b>Totals:</b>	<b>5</b>	<b>\$149,000.00</b>			
<b>Evangeline (Louisiana)</b>	<b>38</b>	<u>Claimant Type</u>	<u>Claims Paid</u>	<u>Amount Paid</u>	<b>Payments in County</b>  <ul style="list-style-type: none"> <li><span style="color: green;">■</span> Resident</li> <li><span style="color: lightgreen;">■</span> Both</li> </ul>
		Resident of County	5	\$103,900.00	
		Resident and Loss in County	4	\$70,300.00	
		<b>Totals:</b>	<b>9</b>	<b>\$174,200.00</b>	
<b>Franklin (Louisiana)</b>	<b>7</b>	<u>Claimant Type</u>	<u>Claims Paid</u>	<u>Amount Paid</u>	<b>Payments in County</b>  <ul style="list-style-type: none"> <li><span style="color: green;">■</span> Resident</li> </ul>
		Resident of County	2	\$31,200.00	
		<b>Totals:</b>	<b>2</b>	<b>\$31,200.00</b>	
<b>Grant (Louisiana)</b>	<b>12</b>	<u>Claimant Type</u>	<u>Claims Paid</u>	<u>Amount Paid</u>	<b>Payments in County</b>  <ul style="list-style-type: none"> <li><span style="color: green;">■</span> Resident</li> <li><span style="color: lightgreen;">■</span> Loss</li> </ul>
		Resident of County	1	\$15,500.00	
		Claim Loss in County	1	\$10,000.00	
		<b>Totals:</b>	<b>2</b>	<b>\$25,500.00</b>	
<b>Iberia (Louisiana)</b>	<b>841</b>	<u>Claimant Type</u>	<u>Claims Paid</u>	<u>Amount Paid</u>	<b>Payments in County</b>  <ul style="list-style-type: none"> <li><span style="color: green;">■</span> Resident</li> <li><span style="color: lightgreen;">■</span> Loss</li> <li><span style="color: blue;">■</span> Both</li> </ul>
		Resident of County	104	\$3,232,500.00	
		Resident and Loss in County	212	\$5,348,100.00	
		Claim Loss in County	97	\$2,459,700.00	
		<b>Totals:</b>	<b>413</b>	<b>\$11,040,300.00</b>	



## GCCF Program Statistics - Overall Summary

(as of October 22, 2010, 5:05 PM ET)

County (Louisiana)	Total Claims	Claimant Type	Claims Paid	Amount Paid	Payments in County
<b>Iberville (Louisiana)</b>	<b>170</b>	<u>Claimant Type</u>	<u>Claims Paid</u>	<u>Amount Paid</u>	
		Resident of County	9	\$270,200.00	
		Resident and Loss in County	31	\$673,600.00	
		Claim Loss in County	5	\$130,300.00	
		<b>Totals:</b>	<b>45</b>	<b>\$1,074,100.00</b>	
<b>Jackson (Louisiana)</b>	<b>3</b>	<u>Claimant Type</u>	<u>Claims Paid</u>	<u>Amount Paid</u>	
		Resident of County	1	\$18,600.00	
		Resident and Loss in County	1	\$4,500.00	
		<b>Totals:</b>	<b>2</b>	<b>\$23,100.00</b>	
		<b>Jefferson (Louisiana)</b>	<b>34,065</b>	<u>Claimant Type</u>	
Resident of County	2,406			\$34,108,280.32	
Resident and Loss in County	3,841			\$74,343,000.00	
Claim Loss in County	1,586			\$22,474,585.21	
<b>Totals:</b>	<b>7,833</b>			<b>\$130,925,865.53</b>	
<b>Jefferson Davis (Louisiana)</b>	<b>40</b>	<u>Claimant Type</u>	<u>Claims Paid</u>	<u>Amount Paid</u>	
		Resident of County	5	\$53,700.00	
		Resident and Loss in County	8	\$231,500.00	
		Claim Loss in County	2	\$65,000.00	
		<b>Totals:</b>	<b>15</b>	<b>\$350,200.00</b>	
<b>Lafayette (Louisiana)</b>	<b>1,091</b>	<u>Claimant Type</u>	<u>Claims Paid</u>	<u>Amount Paid</u>	
		Resident of County	184	\$4,640,600.00	
		Resident and Loss in County	120	\$3,620,600.00	
		Claim Loss in County	75	\$1,833,300.00	
		<b>Totals:</b>	<b>379</b>	<b>\$10,094,500.00</b>	



## GCCF Program Statistics - Overall Summary (as of October 22, 2010, 5:05 PM ET)

County (Louisiana)	Total Claims	Claimant Type	Claims Paid	Amount Paid	Payments in County
<b>Lafourche</b>	<b>2,456</b>	<u>Claimant Type</u>	<u>Claims Paid</u>	<u>Amount Paid</u>	
		Resident of County	177	\$3,689,400.00	
		Resident and Loss in County	967	\$32,716,700.00	
		Claim Loss in County	235	\$4,643,980.32	
<b>Totals:</b>	<b>1,379</b>	<b>\$41,050,080.32</b>			
<b>Lincoln</b>	<b>18</b>	<u>Claimant Type</u>	<u>Claims Paid</u>	<u>Amount Paid</u>	
		Resident of County	4	\$133,100.00	
		<b>Totals:</b>	<b>4</b>	<b>\$133,100.00</b>	
<b>Livingston</b>	<b>235</b>	<u>Claimant Type</u>	<u>Claims Paid</u>	<u>Amount Paid</u>	
		Resident of County	42	\$996,100.00	
		Resident and Loss in County	20	\$781,800.00	
		Claim Loss in County	5	\$95,000.00	
<b>Totals:</b>	<b>67</b>	<b>\$1,872,900.00</b>			
<b>Madison</b>	<b>3</b>	<u>Claimant Type</u>	<u>Claims Paid</u>	<u>Amount Paid</u>	
		Resident of County	1	\$16,200.00	
		<b>Totals:</b>	<b>1</b>	<b>\$16,200.00</b>	
<b>Natchitoches</b>	<b>15</b>	<u>Claimant Type</u>	<u>Claims Paid</u>	<u>Amount Paid</u>	
		Resident of County	3	\$61,000.00	
		Resident and Loss in County	2	\$48,400.00	
		<b>Totals:</b>	<b>5</b>	<b>\$109,400.00</b>	


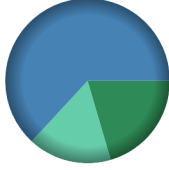

## GCCF Program Statistics - Overall Summary

(as of October 22, 2010, 5:05 PM ET)

County (Louisiana)	Total Claims	Claimant Type	Claims Paid	Amount Paid	Payments in County
Orleans (Louisiana)	44,119	Resident of County	1,287	\$16,481,900.00	
		Resident and Loss in County	6,946	\$88,879,900.00	
		Claim Loss in County	2,838	\$38,175,500.00	
		<b>Totals:</b>	<b>11,071</b>	<b>\$143,537,300.00</b>	
Ouachita (Louisiana)	82	Resident of County	20	\$278,000.00	
		Resident and Loss in County	4	\$104,600.00	
		<b>Totals:</b>	<b>24</b>	<b>\$382,600.00</b>	
		Plaquemines (Louisiana)	3,398	Resident of County	
Resident and Loss in County	1,058			\$59,529,600.00	
Claim Loss in County	572			\$17,405,000.00	
<b>Totals:</b>	<b>1,768</b>			<b>\$81,091,000.00</b>	
Pointe Coupee (Louisiana)	30	Resident of County	4	\$120,800.00	
		Resident and Loss in County	2	\$30,000.00	
		<b>Totals:</b>	<b>6</b>	<b>\$150,800.00</b>	
		Rapides (Louisiana)	142	Resident of County	
Resident and Loss in County	5			\$309,800.00	
<b>Totals:</b>	<b>22</b>			<b>\$631,800.00</b>	

## GCCF Program Statistics - Overall Summary

(as of October 22, 2010, 5:05 PM ET)

County (Louisiana)	Total Claims	Claimant Type	Claims Paid	Amount Paid	Payments in County
Richland	5	<u>Claimant Type</u>	<u>Claims Paid</u>	<u>Amount Paid</u>	Payments in County  <ul style="list-style-type: none"> <li>Resident</li> </ul>
		Resident of County	3	\$114,400.00	
		<b>Totals:</b>	<b>3</b>	<b>\$114,400.00</b>	
		Sabine	8	<u>Claimant Type</u>	
Resident of County	1			\$16,800.00	
<b>Totals:</b>	<b>1</b>			<b>\$16,800.00</b>	
St. Bernard	3,220			<u>Claimant Type</u>	<u>Claims Paid</u>
		Resident of County	314	\$4,535,600.00	
		Resident and Loss in County	691	\$21,670,000.00	
		Claim Loss in County	171	\$4,724,300.00	
		<b>Totals:</b>	<b>1,176</b>	<b>\$30,929,900.00</b>	
St. Charles	2,441	<u>Claimant Type</u>	<u>Claims Paid</u>	<u>Amount Paid</u>	Payments in County  <ul style="list-style-type: none"> <li>Resident</li> <li>Loss</li> <li>Both</li> </ul>
		Resident of County	156	\$2,073,800.00	
		Resident and Loss in County	226	\$6,396,600.00	
		Claim Loss in County	98	\$1,662,800.00	
		<b>Totals:</b>	<b>480</b>	<b>\$10,133,200.00</b>	
St. Helena	24	<u>Claimant Type</u>	<u>Claims Paid</u>	<u>Amount Paid</u>	Payments in County  <ul style="list-style-type: none"> <li>Resident</li> <li>Loss</li> </ul>
		Resident of County	3	\$50,500.00	
		Claim Loss in County	1	\$25,000.00	
		<b>Totals:</b>	<b>4</b>	<b>\$75,500.00</b>	

## GCCF Program Statistics - Overall Summary (as of October 22, 2010, 5:05 PM ET)

Parish (Louisiana)	Total Claims	Claimant Type	Claims Paid	Amount Paid	Payments in County
<b>St. James (Louisiana)</b>	<b>441</b>	<u>Claimant Type</u>	<u>Claims Paid</u>	<u>Amount Paid</u>	<ul style="list-style-type: none"> <li><span style="color: green;">■</span> Resident</li> <li><span style="color: lightgreen;">■</span> Loss</li> <li><span style="color: blue;">■</span> Both</li> </ul>
		Resident of County	10	\$228,400.00	
		Resident and Loss in County	8	\$201,500.00	
		Claim Loss in County	1	\$51,300.00	
<b>Totals:</b>	<b>19</b>	<b>\$481,200.00</b>			
<b>St. John The Baptist (Louisiana)</b>	<b>3,012</b>	<u>Claimant Type</u>	<u>Claims Paid</u>	<u>Amount Paid</u>	<ul style="list-style-type: none"> <li><span style="color: green;">■</span> Resident</li> <li><span style="color: lightgreen;">■</span> Loss</li> <li><span style="color: blue;">■</span> Both</li> </ul>
		Resident of County	116	\$1,309,600.00	
		Resident and Loss in County	67	\$1,575,500.00	
		Claim Loss in County	29	\$349,000.00	
<b>Totals:</b>	<b>212</b>	<b>\$3,234,100.00</b>			
<b>St. Landry (Louisiana)</b>	<b>145</b>	<u>Claimant Type</u>	<u>Claims Paid</u>	<u>Amount Paid</u>	<ul style="list-style-type: none"> <li><span style="color: green;">■</span> Resident</li> <li><span style="color: lightgreen;">■</span> Loss</li> <li><span style="color: blue;">■</span> Both</li> </ul>
		Resident of County	17	\$366,100.00	
		Resident and Loss in County	14	\$442,400.00	
		Claim Loss in County	4	\$104,300.00	
<b>Totals:</b>	<b>35</b>	<b>\$912,800.00</b>			
<b>St. Martin (Louisiana)</b>	<b>504</b>	<u>Claimant Type</u>	<u>Claims Paid</u>	<u>Amount Paid</u>	<ul style="list-style-type: none"> <li><span style="color: green;">■</span> Resident</li> <li><span style="color: lightgreen;">■</span> Loss</li> <li><span style="color: blue;">■</span> Both</li> </ul>
		Resident of County	51	\$1,031,200.00	
		Resident and Loss in County	184	\$3,938,950.00	
		Claim Loss in County	15	\$218,200.00	
<b>Totals:</b>	<b>250</b>	<b>\$5,188,350.00</b>			
<b>St. Mary (Louisiana)</b>	<b>1,139</b>	<u>Claimant Type</u>	<u>Claims Paid</u>	<u>Amount Paid</u>	<ul style="list-style-type: none"> <li><span style="color: green;">■</span> Resident</li> <li><span style="color: lightgreen;">■</span> Loss</li> <li><span style="color: blue;">■</span> Both</li> </ul>
		Resident of County	96	\$2,154,500.00	
		Resident and Loss in County	307	\$8,002,600.00	
		Claim Loss in County	150	\$5,183,200.00	
<b>Totals:</b>	<b>553</b>	<b>\$15,340,300.00</b>			

## GCCF Program Statistics - Overall Summary

(as of October 22, 2010, 5:05 PM ET)

County (Louisiana)	Total Claims	Claimant Type	Claims Paid	Amount Paid	Payments in County
St. Tammany	4,684	<u>Claimant Type</u>	<u>Claims Paid</u>	<u>Amount Paid</u>	
		Resident of County	507	\$9,174,800.00	
		Resident and Loss in County	775	\$19,118,500.00	
		Claim Loss in County	236	\$4,268,065.00	
		<b>Totals:</b>	<b>1,518</b>	<b>\$32,561,365.00</b>	
Tangipahoa	1,048	<u>Claimant Type</u>	<u>Claims Paid</u>	<u>Amount Paid</u>	
		Resident of County	108	\$2,408,900.00	
		Resident and Loss in County	86	\$1,758,200.00	
		Claim Loss in County	23	\$728,700.00	
		<b>Totals:</b>	<b>217</b>	<b>\$4,895,800.00</b>	
Terrebonne	4,275	<u>Claimant Type</u>	<u>Claims Paid</u>	<u>Amount Paid</u>	
		Resident of County	149	\$3,378,285.21	
		Resident and Loss in County	1,976	\$54,324,000.00	
		Claim Loss in County	335	\$8,375,800.00	
		<b>Totals:</b>	<b>2,460</b>	<b>\$66,078,085.21</b>	
Union	9	<u>Claimant Type</u>	<u>Claims Paid</u>	<u>Amount Paid</u>	
		Resident of County	2	\$95,500.00	
		Resident and Loss in County	1	\$40,800.00	
		<b>Totals:</b>	<b>3</b>	<b>\$136,300.00</b>	
Unknown	219	<u>Claimant Type</u>	<u>Claims Paid</u>	<u>Amount Paid</u>	
		Resident of County	47	\$904,600.00	
		<b>Totals:</b>	<b>47</b>	<b>\$904,600.00</b>	

## GCCF Program Statistics - Overall Summary

(as of October 22, 2010, 5:05 PM ET)

County (Louisiana)	Total Claims	Claimant Type	Claims Paid	Amount Paid	Payments in County
<b>Vermilion (Louisiana)</b>	<b>1,144</b>	<u>Claimant Type</u>	<u>Claims Paid</u>	<u>Amount Paid</u>	 <ul style="list-style-type: none"> <li><span style="color: green;">■</span> Resident</li> <li><span style="color: lightgreen;">■</span> Loss</li> <li><span style="color: blue;">■</span> Both</li> </ul>
		Resident of County	109	\$2,404,900.00	
		Resident and Loss in County	525	\$12,668,700.00	
		Claim Loss in County	165	\$22,249,500.00	
<b>Totals:</b>	<b>799</b>	<b>\$37,323,100.00</b>			
<b>Vernon (Louisiana)</b>	<b>15</b>	<u>Claimant Type</u>	<u>Claims Paid</u>	<u>Amount Paid</u>	 <ul style="list-style-type: none"> <li><span style="color: green;">■</span> Resident</li> <li><span style="color: lightgreen;">■</span> Loss</li> </ul>
		Resident of County	1	\$10,000.00	
		Claim Loss in County	3	\$124,000.00	
<b>Totals:</b>	<b>4</b>	<b>\$134,000.00</b>			
<b>W. Baton Rouge (Louisiana)</b>	<b>63</b>	<u>Claimant Type</u>	<u>Claims Paid</u>	<u>Amount Paid</u>	 <ul style="list-style-type: none"> <li><span style="color: lightgreen;">■</span> Loss</li> <li><span style="color: blue;">■</span> Both</li> </ul>
		Resident and Loss in County	1	\$28,100.00	
		Claim Loss in County	1	\$3,700.00	
<b>Totals:</b>	<b>2</b>	<b>\$31,800.00</b>			
<b>W. Feliciana (Louisiana)</b>	<b>16</b>	<u>Claimant Type</u>	<u>Claims Paid</u>	<u>Amount Paid</u>	 <ul style="list-style-type: none"> <li><span style="color: green;">■</span> Resident</li> </ul>
		Resident of County	1	\$8,000.00	
<b>Totals:</b>	<b>1</b>	<b>\$8,000.00</b>			
<b>Washington (Louisiana)</b>	<b>153</b>	<u>Claimant Type</u>	<u>Claims Paid</u>	<u>Amount Paid</u>	 <ul style="list-style-type: none"> <li><span style="color: green;">■</span> Resident</li> <li><span style="color: lightgreen;">■</span> Loss</li> <li><span style="color: blue;">■</span> Both</li> </ul>
		Resident of County	20	\$591,900.00	
		Resident and Loss in County	11	\$541,800.00	
		Claim Loss in County	1	\$9,000.00	
<b>Totals:</b>	<b>32</b>	<b>\$1,142,700.00</b>			

## GCCF Program Statistics - Overall Summary




(as of October 22, 2010, 5:05 PM ET)

County	Total Claims	Claimant Type	Claims Paid	Amount Paid	Payments in County
Webster (Louisiana)	7	<u>Claimant Type</u>	<u>Claims Paid</u>	<u>Amount Paid</u>	Payments in County  Resident
		Resident of County	1	\$91,000.00	
		<b>Totals:</b>	<b>1</b>	<b>\$91,000.00</b>	
Amite (Mississippi)	16	<u>Claimant Type</u>	<u>Claims Paid</u>	<u>Amount Paid</u>	Payments in County  Resident
		Resident of County	1	\$22,100.00	
		<b>Totals:</b>	<b>1</b>	<b>\$22,100.00</b>	
Calhoun (Mississippi)	4	<u>Claimant Type</u>	<u>Claims Paid</u>	<u>Amount Paid</u>	Payments in County  Resident
		Resident of County	1	\$55,000.00	
		<b>Totals:</b>	<b>1</b>	<b>\$55,000.00</b>	
Chickasaw (Mississippi)	1	<u>Claimant Type</u>	<u>Claims Paid</u>	<u>Amount Paid</u>	Payments in County  Resident
		Resident of County	1	\$6,000.00	
		<b>Totals:</b>	<b>1</b>	<b>\$6,000.00</b>	
Claiborne (Mississippi)	6	<u>Claimant Type</u>	<u>Claims Paid</u>	<u>Amount Paid</u>	Payments in County  Resident
		Resident of County	1	\$17,600.00	
		<b>Totals:</b>	<b>1</b>	<b>\$17,600.00</b>	



## GCCF Program Statistics - Overall Summary


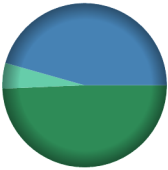

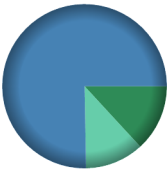
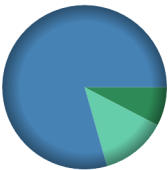
(as of October 22, 2010, 5:05 PM ET)

County (Mississippi)	Total Claims	Claimant Type	Claims Paid	Amount Paid	Payments in County
Clarke	40	<u>Claimant Type</u>	<u>Claims Paid</u>	<u>Amount Paid</u>	Payments in County  Resident
		Resident of County	4	\$112,900.00	
		<b>Totals:</b>	<b>4</b>	<b>\$112,900.00</b>	
Coahoma	4	<u>Claimant Type</u>	<u>Claims Paid</u>	<u>Amount Paid</u>	Payments in County  Resident
		Resident of County	1	\$35,000.00	
		<b>Totals:</b>	<b>1</b>	<b>\$35,000.00</b>	
Covington	62	<u>Claimant Type</u>	<u>Claims Paid</u>	<u>Amount Paid</u>	Payments in County  Resident
		Resident of County	2	\$39,400.00	
		<b>Totals:</b>	<b>2</b>	<b>\$39,400.00</b>	
Desoto	29	<u>Claimant Type</u>	<u>Claims Paid</u>	<u>Amount Paid</u>	Payments in County  Resident
		Resident of County	15	\$171,100.00	
		<b>Totals:</b>	<b>15</b>	<b>\$171,100.00</b>	
Forrest	618	<u>Claimant Type</u>	<u>Claims Paid</u>	<u>Amount Paid</u>	Payments in County  Resident Loss Both
		Resident of County	42	\$598,200.00	
		Resident and Loss in County	12	\$409,000.00	
		Claim Loss in County	4	\$21,200.00	
		<b>Totals:</b>	<b>58</b>	<b>\$1,028,400.00</b>	



## GCCF Program Statistics - Overall Summary

(as of October 22, 2010, 5:05 PM ET)



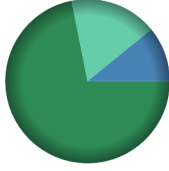
County	Total Claims	Claimant Type	Claims Paid	Amount Paid	Payments in County
<b>Franklin (Mississippi)</b>	<b>10</b>	<u>Claimant Type</u>	<u>Claims Paid</u>	<u>Amount Paid</u>	<b>Payments in County</b>  <ul style="list-style-type: none"> <li>Loss</li> </ul>
		Claim Loss in County	1	\$14,600.00	
		<b>Totals:</b>	<b>1</b>	<b>\$14,600.00</b>	
<b>George (Mississippi)</b>	<b>295</b>	<u>Claimant Type</u>	<u>Claims Paid</u>	<u>Amount Paid</u>	<b>Payments in County</b>  <ul style="list-style-type: none"> <li>Resident</li> <li>Loss</li> <li>Both</li> </ul>
		Resident of County	43	\$726,500.00	
		Resident and Loss in County	19	\$671,500.00	
		Claim Loss in County	3	\$74,400.00	
<b>Totals:</b>	<b>65</b>	<b>\$1,472,400.00</b>			
<b>Greene (Mississippi)</b>	<b>78</b>	<u>Claimant Type</u>	<u>Claims Paid</u>	<u>Amount Paid</u>	<b>Payments in County</b>  <ul style="list-style-type: none"> <li>Resident</li> <li>Both</li> </ul>
		Resident of County	4	\$22,800.00	
		Resident and Loss in County	3	\$18,900.00	
		<b>Totals:</b>	<b>7</b>	<b>\$41,700.00</b>	
<b>Hancock (Mississippi)</b>	<b>2,323</b>	<u>Claimant Type</u>	<u>Claims Paid</u>	<u>Amount Paid</u>	<b>Payments in County</b>  <ul style="list-style-type: none"> <li>Resident</li> <li>Loss</li> <li>Both</li> </ul>
		Resident of County	148	\$2,415,300.00	
		Resident and Loss in County	586	\$13,808,700.00	
		Claim Loss in County	109	\$2,116,700.00	
<b>Totals:</b>	<b>843</b>	<b>\$18,340,700.00</b>			
<b>Harrison (Mississippi)</b>	<b>18,359</b>	<u>Claimant Type</u>	<u>Claims Paid</u>	<u>Amount Paid</u>	<b>Payments in County</b>  <ul style="list-style-type: none"> <li>Resident</li> <li>Loss</li> <li>Both</li> </ul>
		Resident of County	377	\$6,264,836.50	
		Resident and Loss in County	3,719	\$65,097,000.00	
		Claim Loss in County	724	\$10,633,800.00	
<b>Totals:</b>	<b>4,820</b>	<b>\$81,995,636.50</b>			

## GCCF Program Statistics - Overall Summary (as of October 22, 2010, 5:05 PM ET)

County	Total Claims	Claimant Type	Claims Paid	Amount Paid	Payments in County
<b>Hinds (Mississippi)</b>	<b>124</b>	<u>Claimant Type</u>	<u>Claims Paid</u>	<u>Amount Paid</u>	
		Resident of County	15	\$154,500.00	
		Resident and Loss in County	2	\$6,100.00	
		Claim Loss in County	4	\$74,000.00	
<b>Totals:</b>	<b>21</b>	<b>\$234,600.00</b>			
<b>Humphreys (Mississippi)</b>	<b>3</b>	<u>Claimant Type</u>	<u>Claims Paid</u>	<u>Amount Paid</u>	
		Resident of County	1	\$9,300.00	
		Claim Loss in County	1	\$28,000.00	
<b>Totals:</b>	<b>2</b>	<b>\$37,300.00</b>			
<b>Itawamba (Mississippi)</b>	<b>1</b>	<u>Claimant Type</u>	<u>Claims Paid</u>	<u>Amount Paid</u>	
		Resident of County	1	\$6,000.00	
<b>Totals:</b>	<b>1</b>	<b>\$6,000.00</b>			
<b>Jackson (Mississippi)</b>	<b>7,579</b>	<u>Claimant Type</u>	<u>Claims Paid</u>	<u>Amount Paid</u>	
		Resident of County	509	\$7,027,000.00	
		Resident and Loss in County	1,017	\$25,564,258.36	
		Claim Loss in County	374	\$6,145,700.00	
<b>Totals:</b>	<b>1,900</b>	<b>\$38,736,958.36</b>			
<b>Jasper (Mississippi)</b>	<b>44</b>	<u>Claimant Type</u>	<u>Claims Paid</u>	<u>Amount Paid</u>	
		Resident and Loss in County	1	\$25,500.00	
<b>Totals:</b>	<b>1</b>	<b>\$25,500.00</b>			


## GCCF Program Statistics - Overall Summary

(as of October 22, 2010, 5:05 PM ET)

County	Count	Claimant Type	Claims Paid	Amount Paid	Payments in County
Jefferson Davis (Mississippi)	94	<u>Claimant Type</u>	<u>Claims Paid</u>	<u>Amount Paid</u>	Payments in County  <ul style="list-style-type: none"> <li>Resident</li> </ul>
		Resident of County	1	\$7,200.00	
		<b>Totals:</b>	<b>1</b>	<b>\$7,200.00</b>	
Jones (Mississippi)	118	<u>Claimant Type</u>	<u>Claims Paid</u>	<u>Amount Paid</u>	Payments in County  <ul style="list-style-type: none"> <li>Resident</li> <li>Both</li> </ul>
		Resident of County	10	\$184,900.00	
		Resident and Loss in County	1	\$50,000.00	
		<b>Totals:</b>	<b>11</b>	<b>\$234,900.00</b>	
Kemper (Mississippi)	6	<u>Claimant Type</u>	<u>Claims Paid</u>	<u>Amount Paid</u>	Payments in County  <ul style="list-style-type: none"> <li>Loss</li> </ul>
		Claim Loss in County	2	\$108,800.00	
		<b>Totals:</b>	<b>2</b>	<b>\$108,800.00</b>	
Lafayette (Mississippi)	11	<u>Claimant Type</u>	<u>Claims Paid</u>	<u>Amount Paid</u>	Payments in County  <ul style="list-style-type: none"> <li>Resident</li> </ul>
		Resident of County	6	\$76,000.00	
		<b>Totals:</b>	<b>6</b>	<b>\$76,000.00</b>	
Lamar (Mississippi)	116	<u>Claimant Type</u>	<u>Claims Paid</u>	<u>Amount Paid</u>	Payments in County  <ul style="list-style-type: none"> <li>Resident</li> <li>Loss</li> <li>Both</li> </ul>
		Resident of County	10	\$141,900.00	
		Resident and Loss in County	2	\$21,500.00	
		Claim Loss in County	2	\$34,000.00	
<b>Totals:</b>	<b>14</b>	<b>\$197,400.00</b>			

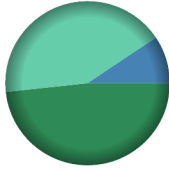


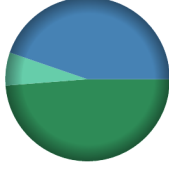

## GCCF Program Statistics - Overall Summary

(as of October 22, 2010, 5:05 PM ET)

County (Mississippi)	Count	Claimant Type	Claims Paid	Amount Paid	Payments in County
Lauderdale (Mississippi)	62	<u>Claimant Type</u>	<u>Claims Paid</u>	<u>Amount Paid</u>	Payments in County  <ul style="list-style-type: none"> <li>Resident</li> </ul>
		Resident of County	15	\$150,100.00	
		<b>Totals:</b>	<b>15</b>	<b>\$150,100.00</b>	
Lawrence (Mississippi)	71	<u>Claimant Type</u>	<u>Claims Paid</u>	<u>Amount Paid</u>	Payments in County  <ul style="list-style-type: none"> <li>Loss</li> <li>Both</li> </ul>
		Resident and Loss in County	5	\$67,500.00	
		Claim Loss in County	2	\$18,500.00	
<b>Totals:</b>	<b>7</b>	<b>\$86,000.00</b>			
Leake (Mississippi)	12	<u>Claimant Type</u>	<u>Claims Paid</u>	<u>Amount Paid</u>	Payments in County  <ul style="list-style-type: none"> <li>Resident</li> </ul>
		Resident of County	2	\$63,000.00	
		<b>Totals:</b>	<b>2</b>	<b>\$63,000.00</b>	
Lee (Mississippi)	17	<u>Claimant Type</u>	<u>Claims Paid</u>	<u>Amount Paid</u>	Payments in County  <ul style="list-style-type: none"> <li>Resident</li> </ul>
		Resident of County	8	\$88,000.00	
		<b>Totals:</b>	<b>8</b>	<b>\$88,000.00</b>	
Leflore (Mississippi)	2	<u>Claimant Type</u>	<u>Claims Paid</u>	<u>Amount Paid</u>	Payments in County  <ul style="list-style-type: none"> <li>Resident</li> </ul>
		Resident of County	1	\$7,800.00	
		<b>Totals:</b>	<b>1</b>	<b>\$7,800.00</b>	

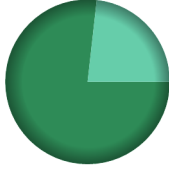


## GCCF Program Statistics - Overall Summary

(as of October 22, 2010, 5:05 PM ET)

County (Mississippi)	Total Claims	Claimant Type	Claims Paid	Amount Paid	Payments in County
<b>Lincoln (Mississippi)</b>	<b>28</b>	<u>Claimant Type</u>	<u>Claims Paid</u>	<u>Amount Paid</u>	 <ul style="list-style-type: none"> <li><span style="color: green;">■</span> Resident</li> <li><span style="color: lightgreen;">■</span> Loss</li> <li><span style="color: blue;">■</span> Both</li> </ul>
		Resident of County	5	\$114,200.00	
		Resident and Loss in County	1	\$22,200.00	
		Claim Loss in County	1	\$100,000.00	
<b>Totals:</b>	<b>7</b>	<b>\$236,400.00</b>			
<b>Lowndes (Mississippi)</b>	<b>28</b>	<u>Claimant Type</u>	<u>Claims Paid</u>	<u>Amount Paid</u>	 <ul style="list-style-type: none"> <li><span style="color: green;">■</span> Resident</li> <li><span style="color: lightgreen;">■</span> Both</li> </ul>
		Resident of County	11	\$105,500.00	
		Resident and Loss in County	1	\$2,400.00	
		<b>Totals:</b>	<b>12</b>	<b>\$107,900.00</b>	
<b>Madison (Mississippi)</b>	<b>87</b>	<u>Claimant Type</u>	<u>Claims Paid</u>	<u>Amount Paid</u>	 <ul style="list-style-type: none"> <li><span style="color: green;">■</span> Resident</li> <li><span style="color: lightgreen;">■</span> Both</li> </ul>
		Resident of County	30	\$315,600.00	
		Resident and Loss in County	3	\$52,400.00	
		<b>Totals:</b>	<b>33</b>	<b>\$368,000.00</b>	
<b>Marion (Mississippi)</b>	<b>184</b>	<u>Claimant Type</u>	<u>Claims Paid</u>	<u>Amount Paid</u>	 <ul style="list-style-type: none"> <li><span style="color: green;">■</span> Resident</li> <li><span style="color: lightgreen;">■</span> Loss</li> <li><span style="color: blue;">■</span> Both</li> </ul>
		Resident of County	6	\$134,600.00	
		Resident and Loss in County	6	\$123,400.00	
		Claim Loss in County	1	\$18,000.00	
<b>Totals:</b>	<b>13</b>	<b>\$276,000.00</b>			
<b>Monroe (Mississippi)</b>	<b>12</b>	<u>Claimant Type</u>	<u>Claims Paid</u>	<u>Amount Paid</u>	 <ul style="list-style-type: none"> <li><span style="color: green;">■</span> Resident</li> </ul>
		Resident of County	9	\$96,200.00	
		<b>Totals:</b>	<b>9</b>	<b>\$96,200.00</b>	


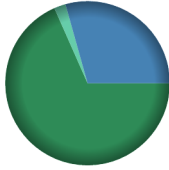

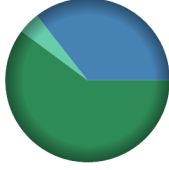

## GCCF Program Statistics - Overall Summary

(as of October 22, 2010, 5:05 PM ET)

County	Count	Claimant Type	Claims Paid	Amount Paid	Payments in County
Montgomery (Mississippi)	1	<u>Claimant Type</u>	<u>Claims Paid</u>	<u>Amount Paid</u>	Payments in County  Resident
		Resident of County	1	\$20,000.00	
		<b>Totals:</b>	<b>1</b>	<b>\$20,000.00</b>	
Neshoba (Mississippi)	35	<u>Claimant Type</u>	<u>Claims Paid</u>	<u>Amount Paid</u>	Payments in County  Resident Loss
		Resident of County	1	\$138,900.00	
		Claim Loss in County	1	\$42,000.00	
<b>Totals:</b>	<b>2</b>	<b>\$180,900.00</b>			
Newton (Mississippi)	8	<u>Claimant Type</u>	<u>Claims Paid</u>	<u>Amount Paid</u>	Payments in County  Resident
		Resident of County	2	\$80,000.00	
		<b>Totals:</b>	<b>2</b>	<b>\$80,000.00</b>	
Noxubee (Mississippi)	10	<u>Claimant Type</u>	<u>Claims Paid</u>	<u>Amount Paid</u>	Payments in County  Resident
		Resident of County	1	\$8,800.00	
		<b>Totals:</b>	<b>1</b>	<b>\$8,800.00</b>	
Oktibbeha (Mississippi)	16	<u>Claimant Type</u>	<u>Claims Paid</u>	<u>Amount Paid</u>	Payments in County  Resident
		Resident of County	8	\$98,800.00	
		<b>Totals:</b>	<b>8</b>	<b>\$98,800.00</b>	




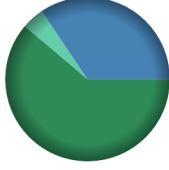

## GCCF Program Statistics - Overall Summary

(as of October 22, 2010, 5:05 PM ET)

County (Mississippi)	Total Claims	Claimant Type	Claims Paid	Amount Paid	Payments in County
Panola	4	<u>Claimant Type</u>	<u>Claims Paid</u>	<u>Amount Paid</u>	 <ul style="list-style-type: none"> <li>Resident</li> </ul>
		Resident of County	2	\$14,700.00	
		<b>Totals:</b>	<b>2</b>	<b>\$14,700.00</b>	
Pearl River	575	<u>Claimant Type</u>	<u>Claims Paid</u>	<u>Amount Paid</u>	 <ul style="list-style-type: none"> <li>Resident</li> <li>Loss</li> <li>Both</li> </ul>
		Resident of County	93	\$1,327,200.00	
		Resident and Loss in County	18	\$569,300.00	
		Claim Loss in County	1	\$44,000.00	
		<b>Totals:</b>	<b>112</b>	<b>\$1,940,500.00</b>	
Perry	37	<u>Claimant Type</u>	<u>Claims Paid</u>	<u>Amount Paid</u>	 <ul style="list-style-type: none"> <li>Resident</li> <li>Both</li> </ul>
		Resident of County	2	\$71,600.00	
		Resident and Loss in County	3	\$44,200.00	
		<b>Totals:</b>	<b>5</b>	<b>\$115,800.00</b>	
Pike	117	<u>Claimant Type</u>	<u>Claims Paid</u>	<u>Amount Paid</u>	 <ul style="list-style-type: none"> <li>Resident</li> <li>Loss</li> <li>Both</li> </ul>
		Resident of County	15	\$169,300.00	
		Resident and Loss in County	1	\$100,000.00	
		Claim Loss in County	1	\$12,000.00	
		<b>Totals:</b>	<b>17</b>	<b>\$281,300.00</b>	
Rankin	80	<u>Claimant Type</u>	<u>Claims Paid</u>	<u>Amount Paid</u>	 <ul style="list-style-type: none"> <li>Resident</li> <li>Loss</li> </ul>
		Resident of County	24	\$430,900.00	
		Claim Loss in County	1	\$2,000.00	
		<b>Totals:</b>	<b>25</b>	<b>\$432,900.00</b>	








## GCCF Program Statistics - Overall Summary (as of October 22, 2010, 5:05 PM ET)

Claimant Name	Count	Claimant Type	Claims Paid	Amount Paid	Payments in County
Scott (Mississippi)	23				 <ul style="list-style-type: none"> <li>Resident</li> </ul>
		Resident of County	6	\$58,000.00	
		<b>Totals:</b>	<b>6</b>	<b>\$58,000.00</b>	
Sharkey (Mississippi)	1				 <ul style="list-style-type: none"> <li>Resident</li> </ul>
		Resident of County	1	\$4,800.00	
		<b>Totals:</b>	<b>1</b>	<b>\$4,800.00</b>	
Simpson (Mississippi)	32				 <ul style="list-style-type: none"> <li>Resident</li> <li>Both</li> </ul>
		Resident of County	2	\$36,200.00	
		Resident and Loss in County	1	\$30,800.00	
		<b>Totals:</b>	<b>3</b>	<b>\$67,000.00</b>	
Stone (Mississippi)	474				 <ul style="list-style-type: none"> <li>Resident</li> <li>Loss</li> <li>Both</li> </ul>
		Resident of County	66	\$1,237,600.00	
		Resident and Loss in County	15	\$696,000.00	
		Claim Loss in County	6	\$89,000.00	
		<b>Totals:</b>	<b>87</b>	<b>\$2,022,600.00</b>	
Sunflower (Mississippi)	7				 <ul style="list-style-type: none"> <li>Resident</li> </ul>
		Resident of County	3	\$26,800.00	
		<b>Totals:</b>	<b>3</b>	<b>\$26,800.00</b>	



## GCCF Program Statistics - Overall Summary

(as of October 22, 2010, 5:05 PM ET)

County (Mississippi)	Total Claims	Claimant Type	Claims Paid	Amount Paid	Payments in County
Tishomingo	1	Resident of County	1	\$2,100.00	 Resident
		<b>Totals:</b>	<b>1</b>	<b>\$2,100.00</b>	
Unknown	84	Resident of County	13	\$233,600.00	 Resident
		<b>Totals:</b>	<b>13</b>	<b>\$233,600.00</b>	
Walthall	46	Resident of County	1	\$19,400.00	 Resident
		<b>Totals:</b>	<b>1</b>	<b>\$19,400.00</b>	
Warren	20	Resident of County	6	\$45,900.00	 Resident
		<b>Totals:</b>	<b>6</b>	<b>\$45,900.00</b>	
Washington	14	Resident of County	3	\$9,600.00	 Resident Both
		Resident and Loss in County	1	\$2,200.00	
		<b>Totals:</b>	<b>4</b>	<b>\$11,800.00</b>	


## GCCF Program Statistics - Overall Summary

(as of October 22, 2010, 5:05 PM ET)

County (Mississippi)	Total Claims	Claimant Type	Claims Paid	Amount Paid	Payments in County
<b>Wayne</b>	<b>89</b>	<u>Claimant Type</u>	<u>Claims Paid</u>	<u>Amount Paid</u>	
		Resident of County	2	\$84,100.00	
		Resident and Loss in County	3	\$86,600.00	
		Claim Loss in County	1	\$5,900.00	
<b>Totals:</b>	<b>6</b>	<b>\$176,600.00</b>			
<b>Webster</b>	<b>2</b>	<u>Claimant Type</u>	<u>Claims Paid</u>	<u>Amount Paid</u>	
		Resident of County	1	\$3,000.00	
		<b>Totals:</b>	<b>1</b>	<b>\$3,000.00</b>	
<b>Wilkinson</b>	<b>8</b>	<u>Claimant Type</u>	<u>Claims Paid</u>	<u>Amount Paid</u>	
		Resident of County	1	\$8,400.00	
		<b>Totals:</b>	<b>1</b>	<b>\$8,400.00</b>	
<b>Winston</b>	<b>22</b>	<u>Claimant Type</u>	<u>Claims Paid</u>	<u>Amount Paid</u>	
		Resident of County	1	\$7,400.00	
		<b>Totals:</b>	<b>1</b>	<b>\$7,400.00</b>	
<b>Yazoo</b>	<b>3</b>	<u>Claimant Type</u>	<u>Claims Paid</u>	<u>Amount Paid</u>	
		Resident of County	1	\$3,300.00	
		<b>Totals:</b>	<b>1</b>	<b>\$3,300.00</b>	

## GCCF Program Statistics - Overall Summary

(as of October 22, 2010, 5:05 PM ET)


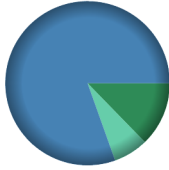

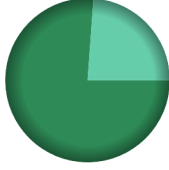

County (Texas)	Count	Claimant Type	Claims Paid	Amount Paid	Payments in County
Anderson (Texas)	1	Resident of County	1	\$3,300.00	 Legend: Resident
		<b>Totals:</b>	<b>1</b>	<b>\$3,300.00</b>	
		Angelina (Texas)	8	Resident of County	
<b>Totals:</b>	<b>1</b>			<b>\$6,500.00</b>	
Aransas (Texas)	39			Resident and Loss in County	5
		Claim Loss in County	2	\$18,100.00	
		<b>Totals:</b>	<b>7</b>	<b>\$160,900.00</b>	
		Bay (Texas)	1	Claim Loss in County	1
<b>Totals:</b>	<b>1</b>			<b>\$30,100.00</b>	
Bexar (Texas)	62			Resident of County	12
		Resident and Loss in County	2	\$182,000.00	
		<b>Totals:</b>	<b>14</b>	<b>\$384,400.00</b>	

## GCCF Program Statistics - Overall Summary

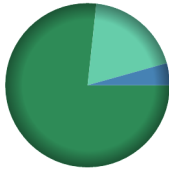




(as of October 22, 2010, 5:05 PM ET)

County (Texas)	Total Claims	Claimant Type	Claims Paid	Amount Paid	Payments in County
Bowie (Texas)	4	<u>Claimant Type</u>	<u>Claims Paid</u>	<u>Amount Paid</u>	Payments in County  <ul style="list-style-type: none"> <li>Resident</li> </ul>
		Resident of County	1	\$2,600.00	
		<b>Totals:</b>	<b>1</b>	<b>\$2,600.00</b>	
Brazoria (Texas)	125	<u>Claimant Type</u>	<u>Claims Paid</u>	<u>Amount Paid</u>	Payments in County  <ul style="list-style-type: none"> <li>Resident</li> <li>Loss</li> <li>Both</li> </ul>
		Resident of County	11	\$296,900.00	
		Resident and Loss in County	21	\$922,200.00	
		Claim Loss in County	28	\$471,400.00	
<b>Totals:</b>	<b>60</b>	<b>\$1,690,500.00</b>			
Brazos (Texas)	6	<u>Claimant Type</u>	<u>Claims Paid</u>	<u>Amount Paid</u>	Payments in County  <ul style="list-style-type: none"> <li>Resident</li> </ul>
		Resident of County	1	\$18,000.00	
		<b>Totals:</b>	<b>1</b>	<b>\$18,000.00</b>	
Brown (Texas)	1	<u>Claimant Type</u>	<u>Claims Paid</u>	<u>Amount Paid</u>	Payments in County  <ul style="list-style-type: none"> <li>Resident</li> </ul>
		Resident of County	1	\$8,600.00	
		<b>Totals:</b>	<b>1</b>	<b>\$8,600.00</b>	
Calhoun (Texas)	92	<u>Claimant Type</u>	<u>Claims Paid</u>	<u>Amount Paid</u>	Payments in County  <ul style="list-style-type: none"> <li>Resident</li> <li>Loss</li> <li>Both</li> </ul>
		Resident of County	6	\$354,600.00	
		Resident and Loss in County	4	\$370,800.00	
		Claim Loss in County	22	\$259,900.00	
<b>Totals:</b>	<b>32</b>	<b>\$985,300.00</b>			


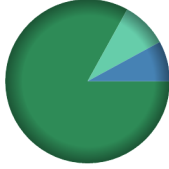
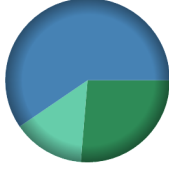
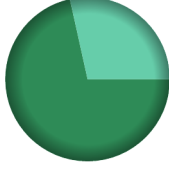

## GCCF Program Statistics - Overall Summary (as of October 22, 2010, 5:05 PM ET)

County (Texas)	Total Claims	Claimant Type	Claims Paid	Amount Paid	Payments in County
Cameron (Texas)	151	<u>Claimant Type</u>	<u>Claims Paid</u>	<u>Amount Paid</u>	Payments in County  <ul style="list-style-type: none"> <li><span style="color: green;">■</span> Resident</li> <li><span style="color: lightgreen;">■</span> Both</li> </ul>
		Resident of County	9	\$236,800.00	
		Resident and Loss in County	27	\$620,800.00	
		<b>Totals:</b>	<b>36</b>	<b>\$857,600.00</b>	
Chambers (Texas)	45	<u>Claimant Type</u>	<u>Claims Paid</u>	<u>Amount Paid</u>	Payments in County  <ul style="list-style-type: none"> <li><span style="color: green;">■</span> Resident</li> <li><span style="color: lightgreen;">■</span> Loss</li> <li><span style="color: blue;">■</span> Both</li> </ul>
		Resident of County	4	\$111,000.00	
		Resident and Loss in County	17	\$701,400.00	
		Claim Loss in County	5	\$59,500.00	
<b>Totals:</b>	<b>26</b>	<b>\$871,900.00</b>			
Cherokee (Texas)	2	<u>Claimant Type</u>	<u>Claims Paid</u>	<u>Amount Paid</u>	Payments in County  <ul style="list-style-type: none"> <li><span style="color: green;">■</span> Resident</li> </ul>
		Resident of County	1	\$1,700.00	
		<b>Totals:</b>	<b>1</b>	<b>\$1,700.00</b>	
Collin (Texas)	69	<u>Claimant Type</u>	<u>Claims Paid</u>	<u>Amount Paid</u>	Payments in County  <ul style="list-style-type: none"> <li><span style="color: green;">■</span> Resident</li> <li><span style="color: lightgreen;">■</span> Loss</li> </ul>
		Resident of County	28	\$326,000.00	
		Claim Loss in County	3	\$102,100.00	
		<b>Totals:</b>	<b>31</b>	<b>\$428,100.00</b>	
Comal (Texas)	14	<u>Claimant Type</u>	<u>Claims Paid</u>	<u>Amount Paid</u>	Payments in County  <ul style="list-style-type: none"> <li><span style="color: green;">■</span> Resident</li> </ul>
		Resident of County	8	\$181,600.00	
		<b>Totals:</b>	<b>8</b>	<b>\$181,600.00</b>	

## GCCF Program Statistics - Overall Summary (as of October 22, 2010, 5:05 PM ET)



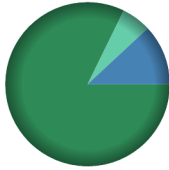


County (Texas)	Total Claims	Claimant Type	Claims Paid	Amount Paid	Payments in County
Dallas (Texas)	215	<u>Claimant Type</u>	<u>Claims Paid</u>	<u>Amount Paid</u>	 <ul style="list-style-type: none"> <li><span style="color: green;">■</span> Resident</li> <li><span style="color: lightgreen;">■</span> Loss</li> <li><span style="color: blue;">■</span> Both</li> </ul>
		Resident of County	30	\$424,200.00	
		Resident and Loss in County	1	\$24,000.00	
		Claim Loss in County	7	\$104,800.00	
<b>Totals:</b>	<b>38</b>		<b>\$553,000.00</b>		
Denton (Texas)	32	<u>Claimant Type</u>	<u>Claims Paid</u>	<u>Amount Paid</u>	 <ul style="list-style-type: none"> <li><span style="color: green;">■</span> Resident</li> </ul>
		Resident of County	9	\$86,400.00	
		<b>Totals:</b>	<b>9</b>	<b>\$86,400.00</b>	
Ector (Texas)	2	<u>Claimant Type</u>	<u>Claims Paid</u>	<u>Amount Paid</u>	 <ul style="list-style-type: none"> <li><span style="color: green;">■</span> Resident</li> </ul>
		Resident of County	1	\$1,500.00	
		<b>Totals:</b>	<b>1</b>	<b>\$1,500.00</b>	
El Paso (Texas)	3	<u>Claimant Type</u>	<u>Claims Paid</u>	<u>Amount Paid</u>	 <ul style="list-style-type: none"> <li><span style="color: green;">■</span> Resident</li> </ul>
		Resident of County	1	\$3,700.00	
		<b>Totals:</b>	<b>1</b>	<b>\$3,700.00</b>	
Ellis (Texas)	6	<u>Claimant Type</u>	<u>Claims Paid</u>	<u>Amount Paid</u>	 <ul style="list-style-type: none"> <li><span style="color: green;">■</span> Resident</li> </ul>
		Resident of County	1	\$25,000.00	
		<b>Totals:</b>	<b>1</b>	<b>\$25,000.00</b>	

## GCCF Program Statistics - Overall Summary (as of October 22, 2010, 5:05 PM ET)

County (Texas)	Total Claims	Claimant Type	Claims Paid	Amount Paid	Payments in County
Foard (Texas)	1	<u>Claimant Type</u>	<u>Claims Paid</u>	<u>Amount Paid</u>	Payments in County  <ul style="list-style-type: none"> <li>Resident</li> </ul>
		Resident of County	1	\$13,000.00	
		<b>Totals:</b>	<b>1</b>	<b>\$13,000.00</b>	
Fort Bend (Texas)	132	<u>Claimant Type</u>	<u>Claims Paid</u>	<u>Amount Paid</u>	Payments in County  <ul style="list-style-type: none"> <li>Resident</li> <li>Loss</li> <li>Both</li> </ul>
		Resident of County	31	\$1,351,800.00	
		Resident and Loss in County	7	\$129,300.00	
		Claim Loss in County	6	\$147,300.00	
		<b>Totals:</b>	<b>44</b>	<b>\$1,628,400.00</b>	
Galveston (Texas)	970	<u>Claimant Type</u>	<u>Claims Paid</u>	<u>Amount Paid</u>	Payments in County  <ul style="list-style-type: none"> <li>Resident</li> <li>Loss</li> <li>Both</li> </ul>
		Resident of County	118	\$3,412,800.00	
		Resident and Loss in County	319	\$7,721,800.00	
		Claim Loss in County	109	\$1,834,800.00	
		<b>Totals:</b>	<b>546</b>	<b>\$12,969,400.00</b>	
Grayson (Texas)	4	<u>Claimant Type</u>	<u>Claims Paid</u>	<u>Amount Paid</u>	Payments in County  <ul style="list-style-type: none"> <li>Resident</li> <li>Loss</li> </ul>
		Resident of County	1	\$8,300.00	
		Claim Loss in County	1	\$3,300.00	
		<b>Totals:</b>	<b>2</b>	<b>\$11,600.00</b>	
Gregg (Texas)	5	<u>Claimant Type</u>	<u>Claims Paid</u>	<u>Amount Paid</u>	Payments in County  <ul style="list-style-type: none"> <li>Resident</li> </ul>
		Resident of County	3	\$25,600.00	
		<b>Totals:</b>	<b>3</b>	<b>\$25,600.00</b>	

## GCCF Program Statistics - Overall Summary

(as of October 22, 2010, 5:05 PM ET)

County (Texas)	Total Claims	Claimant Type	Claims Paid	Amount Paid	Payments in County
Guadalupe (Texas)	2	<u>Claimant Type</u>	<u>Claims Paid</u>	<u>Amount Paid</u>	Payments in County  <ul style="list-style-type: none"> <li>Resident</li> </ul>
		Resident of County	2	\$42,600.00	
		<b>Totals:</b>	<b>2</b>	<b>\$42,600.00</b>	
Hardin (Texas)	9	<u>Claimant Type</u>	<u>Claims Paid</u>	<u>Amount Paid</u>	Payments in County  <ul style="list-style-type: none"> <li>Both</li> </ul>
		Resident and Loss in County	1	\$10,000.00	
		<b>Totals:</b>	<b>1</b>	<b>\$10,000.00</b>	
Harris (Texas)	1,691	<u>Claimant Type</u>	<u>Claims Paid</u>	<u>Amount Paid</u>	Payments in County  <ul style="list-style-type: none"> <li>Resident</li> <li>Loss</li> <li>Both</li> </ul>
		Resident of County	318	\$25,980,400.00	
		Resident and Loss in County	134	\$3,770,000.00	
		Claim Loss in County	100	\$1,837,700.00	
		<b>Totals:</b>	<b>552</b>	<b>\$31,588,100.00</b>	
Harrison (Texas)	2	<u>Claimant Type</u>	<u>Claims Paid</u>	<u>Amount Paid</u>	Payments in County  <ul style="list-style-type: none"> <li>Resident</li> </ul>
		Resident of County	1	\$10,400.00	
		<b>Totals:</b>	<b>1</b>	<b>\$10,400.00</b>	
Hays (Texas)	7	<u>Claimant Type</u>	<u>Claims Paid</u>	<u>Amount Paid</u>	Payments in County  <ul style="list-style-type: none"> <li>Resident</li> </ul>
		Resident of County	1	\$25,500.00	
		<b>Totals:</b>	<b>1</b>	<b>\$25,500.00</b>	



## GCCF Program Statistics - Overall Summary

(as of October 22, 2010, 5:05 PM ET)


County	Total Claims	Claimant Type	Claims Paid	Amount Paid	Payments in County
<b>Hidalgo (Texas)</b>	<b>18</b>	<u>Claimant Type</u>	<u>Claims Paid</u>	<u>Amount Paid</u>	<b>Payments in County</b>  <ul style="list-style-type: none"> <li><span style="color: green;">■</span> Resident</li> <li><span style="color: lightgreen;">■</span> Loss</li> <li><span style="color: blue;">■</span> Both</li> </ul>
		Resident of County	3	\$10,700.00	
		Resident and Loss in County	1	\$6,000.00	
		Claim Loss in County	1	\$10,300.00	
<b>Totals:</b>	<b>5</b>	<b>\$27,000.00</b>			
<b>Hill (Texas)</b>	<b>2</b>	<u>Claimant Type</u>	<u>Claims Paid</u>	<u>Amount Paid</u>	<b>Payments in County</b>  <ul style="list-style-type: none"> <li><span style="color: green;">■</span> Resident</li> </ul>
		Resident of County	1	\$21,600.00	
		<b>Totals:</b>	<b>1</b>	<b>\$21,600.00</b>	
<b>Hopkins (Texas)</b>	<b>2</b>	<u>Claimant Type</u>	<u>Claims Paid</u>	<u>Amount Paid</u>	<b>Payments in County</b>  <ul style="list-style-type: none"> <li><span style="color: green;">■</span> Resident</li> </ul>
		Resident of County	1	\$9,700.00	
		<b>Totals:</b>	<b>1</b>	<b>\$9,700.00</b>	
<b>Jasper (Texas)</b>	<b>9</b>	<u>Claimant Type</u>	<u>Claims Paid</u>	<u>Amount Paid</u>	<b>Payments in County</b>  <ul style="list-style-type: none"> <li><span style="color: green;">■</span> Resident</li> </ul>
		Resident of County	5	\$190,700.00	
		<b>Totals:</b>	<b>5</b>	<b>\$190,700.00</b>	
<b>Jefferson (Texas)</b>	<b>826</b>	<u>Claimant Type</u>	<u>Claims Paid</u>	<u>Amount Paid</u>	<b>Payments in County</b>  <ul style="list-style-type: none"> <li><span style="color: green;">■</span> Resident</li> <li><span style="color: lightgreen;">■</span> Loss</li> <li><span style="color: blue;">■</span> Both</li> </ul>
		Resident of County	101	\$2,856,200.00	
		Resident and Loss in County	261	\$5,985,300.00	
		Claim Loss in County	49	\$1,185,100.00	
		<b>Totals:</b>	<b>411</b>	<b>\$10,026,600.00</b>	

## GCCF Program Statistics - Overall Summary (as of October 22, 2010, 5:05 PM ET)

<b>Jim Hogg (Texas)</b>	<b>1</b>	<u>Claimant Type</u>	<u>Claims Paid</u>	<u>Amount Paid</u>	<b>Payments in County</b>  <span style="color: green;">■</span> Loss
		Claim Loss in County	1	\$32,400.00	
		<b>Totals:</b>	<b>1</b>	<b>\$32,400.00</b>	
<b>Jim Wells (Texas)</b>	<b>1</b>	<u>Claimant Type</u>	<u>Claims Paid</u>	<u>Amount Paid</u>	<b>Payments in County</b>  <span style="color: green;">■</span> Both
		Resident and Loss in County	1	\$79,900.00	
		<b>Totals:</b>	<b>1</b>	<b>\$79,900.00</b>	
<b>Johnson (Texas)</b>	<b>11</b>	<u>Claimant Type</u>	<u>Claims Paid</u>	<u>Amount Paid</u>	<b>Payments in County</b>  <span style="color: green;">■</span> Resident
		Resident of County	4	\$131,000.00	
		<b>Totals:</b>	<b>4</b>	<b>\$131,000.00</b>	
<b>Kaufman (Texas)</b>	<b>6</b>	<u>Claimant Type</u>	<u>Claims Paid</u>	<u>Amount Paid</u>	<b>Payments in County</b>  <span style="color: green;">■</span> Resident
		Resident of County	1	\$11,600.00	
		<b>Totals:</b>	<b>1</b>	<b>\$11,600.00</b>	
<b>Kendall (Texas)</b>	<b>2</b>	<u>Claimant Type</u>	<u>Claims Paid</u>	<u>Amount Paid</u>	<b>Payments in County</b>  <span style="color: green;">■</span> Resident
		Resident of County	2	\$15,700.00	
		<b>Totals:</b>	<b>2</b>	<b>\$15,700.00</b>	



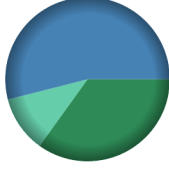
## GCCF Program Statistics - Overall Summary

(as of October 22, 2010, 5:05 PM ET)

County (Texas)	Total Claims	Claimant Type	Claims Paid	Amount Paid	Payments in County
Kleberg (Texas)	1	<u>Claimant Type</u>	<u>Claims Paid</u>	<u>Amount Paid</u>	Payments in County  <ul style="list-style-type: none"> <li>Resident</li> </ul>
		Resident of County	1	\$32,400.00	
		<b>Totals:</b>	<b>1</b>	<b>\$32,400.00</b>	
Lamar (Texas)	1	<u>Claimant Type</u>	<u>Claims Paid</u>	<u>Amount Paid</u>	Payments in County  <ul style="list-style-type: none"> <li>Resident</li> </ul>
		Resident of County	1	\$3,200.00	
		<b>Totals:</b>	<b>1</b>	<b>\$3,200.00</b>	
Liberty (Texas)	10	<u>Claimant Type</u>	<u>Claims Paid</u>	<u>Amount Paid</u>	Payments in County  <ul style="list-style-type: none"> <li>Resident</li> <li>Both</li> </ul>
		Resident of County	2	\$31,400.00	
		Resident and Loss in County	2	\$105,000.00	
		<b>Totals:</b>	<b>4</b>	<b>\$136,400.00</b>	
Lubbock (Texas)	3	<u>Claimant Type</u>	<u>Claims Paid</u>	<u>Amount Paid</u>	Payments in County  <ul style="list-style-type: none"> <li>Resident</li> </ul>
		Resident of County	1	\$2,400.00	
		<b>Totals:</b>	<b>1</b>	<b>\$2,400.00</b>	
Matagorda (Texas)	172	<u>Claimant Type</u>	<u>Claims Paid</u>	<u>Amount Paid</u>	Payments in County  <ul style="list-style-type: none"> <li>Resident</li> <li>Loss</li> <li>Both</li> </ul>
		Resident of County	12	\$297,900.00	
		Resident and Loss in County	60	\$2,686,800.00	
		Claim Loss in County	12	\$872,600.00	
		<b>Totals:</b>	<b>84</b>	<b>\$3,857,300.00</b>	

## GCCF Program Statistics - Overall Summary

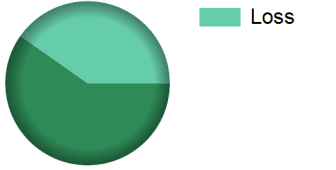

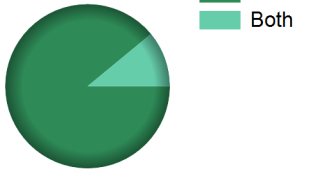
(as of October 22, 2010, 5:05 PM ET)

County (Texas)	Total Claims	Claimant Type	Claims Paid	Amount Paid	Payments in County
McLennan (Texas)	13				 <ul style="list-style-type: none"> <li>Resident</li> </ul>
		Resident of County	10	\$196,100.00	
		<b>Totals:</b>	<b>10</b>	<b>\$196,100.00</b>	
Milam (Texas)	1				 <ul style="list-style-type: none"> <li>Resident</li> </ul>
		Resident of County	1	\$5,800.00	
		<b>Totals:</b>	<b>1</b>	<b>\$5,800.00</b>	
Montgomery (Texas)	81				 <ul style="list-style-type: none"> <li>Resident</li> <li>Both</li> </ul>
		Resident of County	19	\$341,300.00	
		Resident and Loss in County	2	\$70,700.00	
		<b>Totals:</b>	<b>21</b>	<b>\$412,000.00</b>	
Nacogdoches (Texas)	13				 <ul style="list-style-type: none"> <li>Resident</li> <li>Loss</li> </ul>
		Resident of County	1	\$41,600.00	
		Claim Loss in County	4	\$250,400.00	
		<b>Totals:</b>	<b>5</b>	<b>\$292,000.00</b>	
Nueces (Texas)	43				 <ul style="list-style-type: none"> <li>Resident</li> <li>Loss</li> <li>Both</li> </ul>
		Resident of County	3	\$47,800.00	
		Resident and Loss in County	3	\$73,900.00	
		Claim Loss in County	1	\$15,200.00	
		<b>Totals:</b>	<b>7</b>	<b>\$136,900.00</b>	

## GCCF Program Statistics - Overall Summary (as of October 22, 2010, 5:05 PM ET)


County (Texas)	Total Claims	Claimant Type	Claims Paid	Amount Paid	Payments in County
<b>Orange (Texas)</b>	<b>83</b>	<u>Claimant Type</u>	<u>Claims Paid</u>	<u>Amount Paid</u>	<ul style="list-style-type: none"> <li><span style="color: green;">■</span> Resident</li> <li><span style="color: lightgreen;">■</span> Loss</li> <li><span style="color: blue;">■</span> Both</li> </ul>
		Resident of County	18	\$245,700.00	
		Resident and Loss in County	17	\$423,900.00	
		Claim Loss in County	5	\$127,500.00	
<b>Totals:</b>	<b>40</b>		<b>\$797,100.00</b>		
<b>Parker (Texas)</b>	<b>4</b>	<u>Claimant Type</u>	<u>Claims Paid</u>	<u>Amount Paid</u>	<ul style="list-style-type: none"> <li><span style="color: green;">■</span> Resident</li> </ul>
		Resident of County	1	\$5,800.00	
		<b>Totals:</b>	<b>1</b>	<b>\$5,800.00</b>	
<b>Polk (Texas)</b>	<b>5</b>	<u>Claimant Type</u>	<u>Claims Paid</u>	<u>Amount Paid</u>	<ul style="list-style-type: none"> <li><span style="color: green;">■</span> Resident</li> </ul>
		Resident of County	2	\$81,700.00	
		<b>Totals:</b>	<b>2</b>	<b>\$81,700.00</b>	
<b>Rockwall (Texas)</b>	<b>6</b>	<u>Claimant Type</u>	<u>Claims Paid</u>	<u>Amount Paid</u>	<ul style="list-style-type: none"> <li><span style="color: green;">■</span> Resident</li> </ul>
		Resident of County	3	\$46,500.00	
		<b>Totals:</b>	<b>3</b>	<b>\$46,500.00</b>	
<b>Sabine (Texas)</b>	<b>1</b>	<u>Claimant Type</u>	<u>Claims Paid</u>	<u>Amount Paid</u>	<ul style="list-style-type: none"> <li><span style="color: green;">■</span> Resident</li> </ul>
		Resident of County	1	\$40,000.00	
		<b>Totals:</b>	<b>1</b>	<b>\$40,000.00</b>	

## GCCF Program Statistics - Overall Summary (as of October 22, 2010, 5:05 PM ET)

County (Texas)	Total Claims	Claimant Type	Claims Paid	Amount Paid	Payments in County
San Jacinto (Texas)	5	<u>Claimant Type</u>	<u>Claims Paid</u>	<u>Amount Paid</u>	Payments in County 
		Resident of County	2	\$44,600.00	
		Claim Loss in County	1	\$30,000.00	
		<b>Totals:</b>	<b>3</b>	<b>\$74,600.00</b>	
San Patricio (Texas)	34	<u>Claimant Type</u>	<u>Claims Paid</u>	<u>Amount Paid</u>	Payments in County 
		Resident and Loss in County	4	\$127,000.00	
		<b>Totals:</b>	<b>4</b>	<b>\$127,000.00</b>	
		Smith (Texas)	5	<u>Claimant Type</u>	
Resident of County	1			\$35,200.00	
<b>Totals:</b>	<b>1</b>			<b>\$35,200.00</b>	
Tarrant (Texas)	160			<u>Claimant Type</u>	<u>Claims Paid</u>
		Resident of County	45	\$946,800.00	
		Resident and Loss in County	4	\$351,100.00	
		Claim Loss in County	7	\$453,500.00	
		<b>Totals:</b>	<b>56</b>	<b>\$1,751,400.00</b>	
Travis (Texas)	58	<u>Claimant Type</u>	<u>Claims Paid</u>	<u>Amount Paid</u>	Payments in County 
		Resident of County	10	\$121,400.00	
		Resident and Loss in County	1	\$15,000.00	
		<b>Totals:</b>	<b>11</b>	<b>\$136,400.00</b>	




## GCCF Program Statistics - Overall Summary

(as of October 22, 2010, 5:05 PM ET)

County (Texas)	Total Claims	Claimant Type	Claims Paid	Amount Paid	Payments in County
Tyler (Texas)	3	<u>Claimant Type</u>	<u>Claims Paid</u>	<u>Amount Paid</u>	Payments in County  <span>Resident</span>
		Resident of County	3	\$28,000.00	
		<b>Totals:</b>	<b>3</b>	<b>\$28,000.00</b>	
Unknown (Texas)	10	<u>Claimant Type</u>	<u>Claims Paid</u>	<u>Amount Paid</u>	Payments in County  <span>Resident</span>
		Resident of County	2	\$85,000.00	
		<b>Totals:</b>	<b>2</b>	<b>\$85,000.00</b>	
Vermilion (Texas)	2	<u>Claimant Type</u>	<u>Claims Paid</u>	<u>Amount Paid</u>	Payments in County  <span>Loss</span>
		Claim Loss in County	2	\$42,500.00	
		<b>Totals:</b>	<b>2</b>	<b>\$42,500.00</b>	
Victoria (Texas)	9	<u>Claimant Type</u>	<u>Claims Paid</u>	<u>Amount Paid</u>	Payments in County  <span>Resident</span>
		Resident of County	3	\$44,700.00	
		<b>Totals:</b>	<b>3</b>	<b>\$44,700.00</b>	
Waller (Texas)	3	<u>Claimant Type</u>	<u>Claims Paid</u>	<u>Amount Paid</u>	Payments in County  <span>Resident</span>
		Resident of County	1	\$24,500.00	
		<b>Totals:</b>	<b>1</b>	<b>\$24,500.00</b>	

## GCCF Program Statistics - Overall Summary

(as of October 22, 2010, 5:05 PM ET)

County (Texas)	Total Claims	Claimant Type	Claims Paid	Amount Paid	Payments in County
Wichita	3	Resident of County	1	\$2,700.00	 <span style="color: green;">■</span> Resident
		<b>Totals:</b>	<b>1</b>	<b>\$2,700.00</b>	
Williamson	14	Resident of County	5	\$61,500.00	 <span style="color: green;">■</span> Resident
		<b>Totals:</b>	<b>5</b>	<b>\$61,500.00</b>	
Wise	1	Resident of County	1	\$7,600.00	 <span style="color: green;">■</span> Resident
		<b>Totals:</b>	<b>1</b>	<b>\$7,600.00</b>	