

GCCF Program Statistics - Overall Summary

(as of October 21, 2010, 5:05 PM ET)

| Claimant Status | No. of Claimants |
|---|------------------|
| TOTAL GCCF Claimants to Date <i>(Claimants may have one or more Claim Type)</i> | 240,808 |
| 1. Claimants Paid and Approved for Payment | 81,113 |
| 2. Claimants Requiring Additional Information or Documentation <i>(Claimants providing no documentation: 65,162)</i> | 95,589 |
| 3. Claimants Referred to Government, Moratorium and Real Estate funds | 2,134 |
| 4. Denied Claimants | 1,424 |
| 5. Claimants Under Review (Emergency Advance Payment) | 54,763 |
| 6. Claimants Under Review (for Final Claim only) | 5,785 |

| Claimants <i>(Claimants may have one or more Claim Type)</i> | No. of Claimants |
|---|------------------|
| 1. Individual* | 196,688 |
| 2. Business* | 44,120 |
| <i>*Individual v. Business classification is subject to change.</i> | |
| <i>Represented Claimants: 5,558</i> | |
| Total to Date | 240,808 |

| Claims by Emergency Or Final Payment | No. of Claims Paid or Approved for Payment | No. of Claims Paid | Amount Paid |
|---|--|--------------------|----------------------------|
| 1. Emergency Advance Payment (One Month) | 8,528 | 8,348 | \$ 87,505,875.88 |
| 2. Emergency Advance Payment (Six Months) | 72,869 | 71,028 | \$ 1,417,109,138.83 |
| Sub-Total to Date | 81,397 | 79,376 | \$ 1,504,615,014.71 |

| | | | |
|--|--|--|----------------------------|
| Separate Fund for Real Estate Brokers and Agents | | | \$ 34,500,000.00 |
| Total to Date | | | \$ 1,539,115,014.71 |

| Claims by Category <i>(includes Individual and Business)</i> | No. of Claims Paid | Amount Paid |
|---|--------------------|----------------------------|
| 1. Removal and Clean Up Costs | 0 | \$ - |
| 2. Real or Personal Property | 50 | \$ 268,563.38 |
| 3. Lost Earnings or Profits | 79,317 | \$ 1,504,329,514.83 |
| 4. Loss of Subsistence Use of Natural Resources | 5 | \$ 13,000.00 |
| 5. Physical Injury / Death | 4 | \$ 3,936.50 |
| Total to Date | 79,376 | \$ 1,504,615,014.71 |

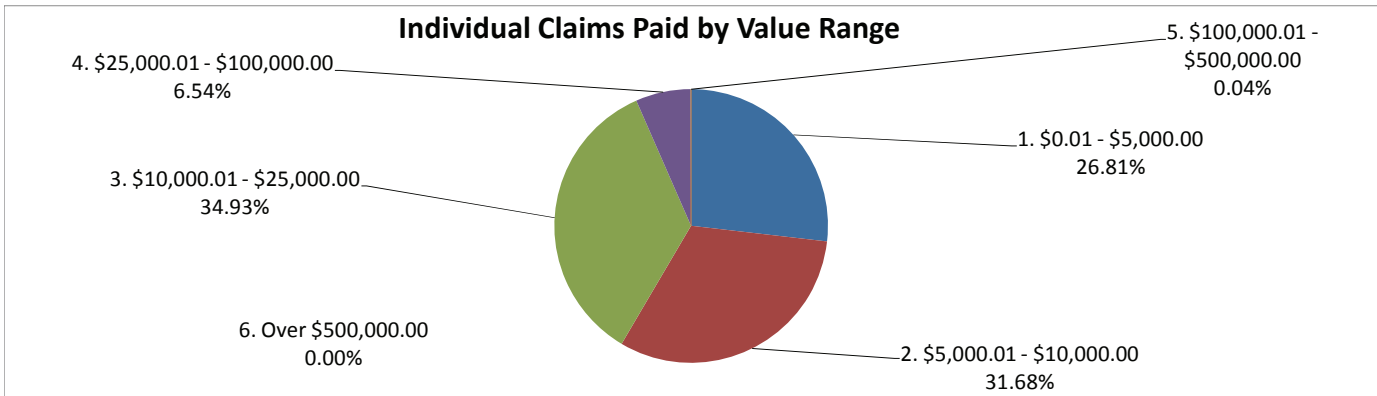
| Claims by Type | No. of Claims Paid | No. of Claims Paid where Claimant Participated in BP Claims Process | No. of Claims Paid for new Claimants | Total Amount Paid |
|----------------------|--------------------|---|--------------------------------------|----------------------------|
| 1. Individual | 54,632 | 22,330 | 32,302 | \$ 603,543,838.71 |
| 2. Business | 24,744 | 19,941 | 4,803 | \$ 901,071,176.00 |
| Total to Date | 79,376 | 42,271 | 37,105 | \$ 1,504,615,014.71 |

GCCF Program Statistics - Overall Summary
(as of October 21, 2010, 5:05 PM ET)

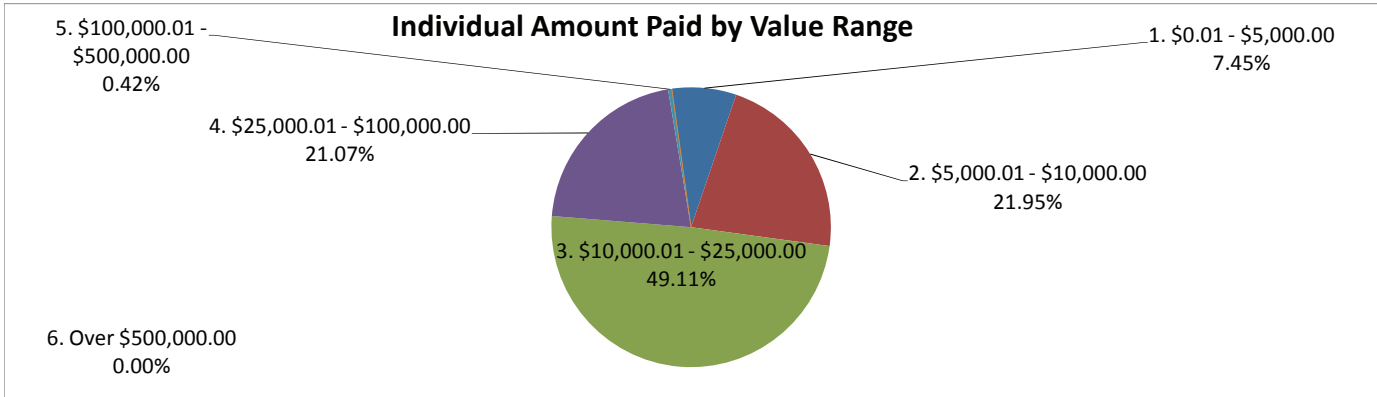
Individual Claims by Amount
(Claimants may have more than one Claim Type)

| Claims by Amount | No. of Claims Paid | Amount Paid |
|--------------------------------|--------------------|--------------------------|
| 1. \$0.01 - \$5,000.00 | 14647 | \$ 44,970,536.50 |
| 2. \$5,000.01 - \$10,000.00 | 17310 | \$ 132,466,558.30 |
| 3. \$10,000.01 - \$25,000.00 | 19081 | \$ 296,387,815.53 |
| 4. \$25,000.01 - \$100,000.00 | 3574 | \$ 127,177,128.38 |
| 5. \$100,000.01 - \$500,000.00 | 20 | \$ 2,541,800.00 |
| 6. Over \$500,000.00 | 0 | \$ - |
| Total to Date | 54,632 | \$ 603,543,838.71 |

Individual Claims Paid by Value Range



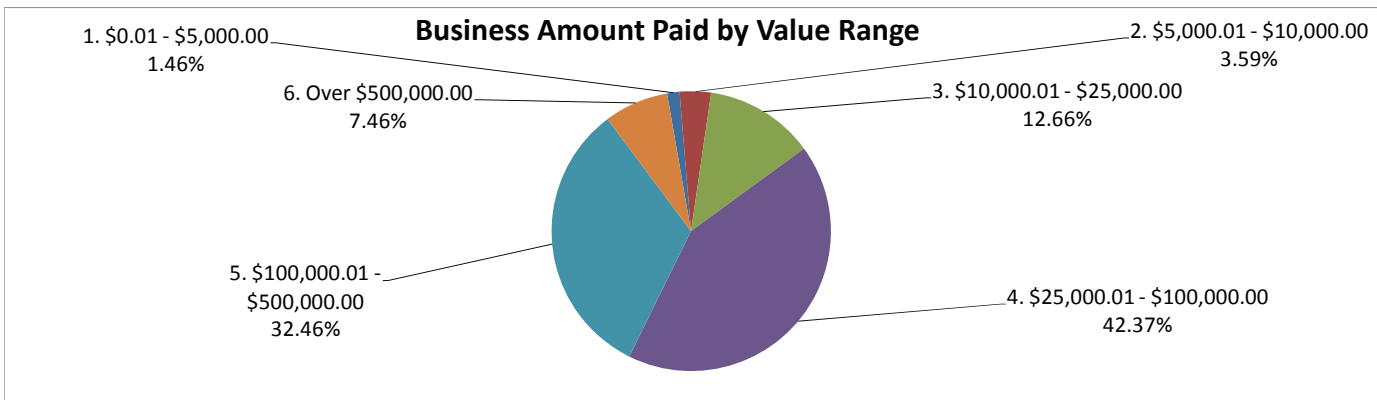
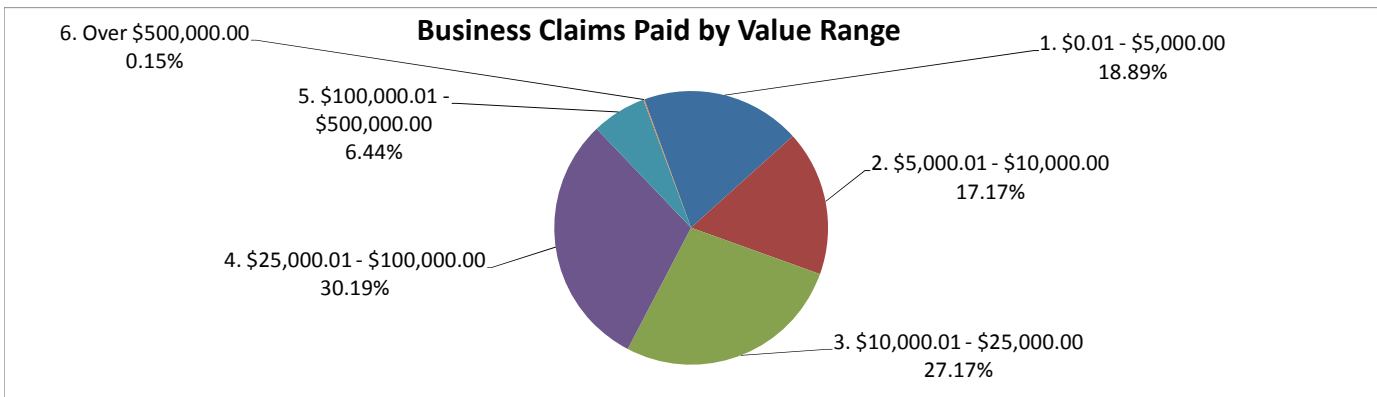
Individual Amount Paid by Value Range



GCCF Program Statistics - Overall Summary
(as of October 21, 2010, 5:05 PM ET)

Business Claims by Amount
(Claimants may have more than one Claim Type)

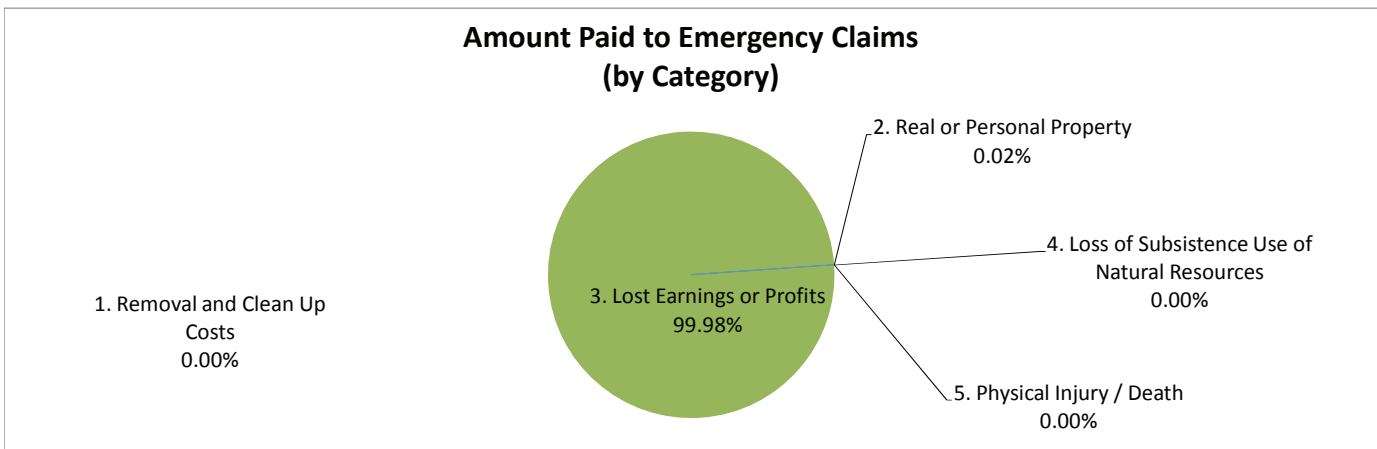
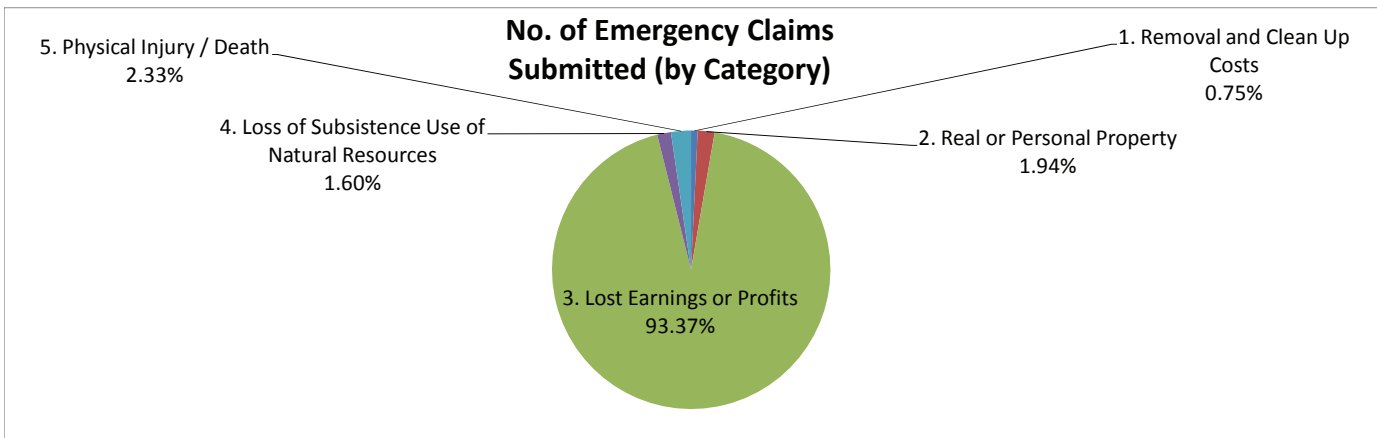
| Claims by Amount | No. of Claims Paid | Amount Paid |
|--------------------------------|--------------------|--------------------------|
| 1. \$0.01 - \$5,000.00 | 4673 | \$ 13,187,600.00 |
| 2. \$5,000.01 - \$10,000.00 | 4249 | \$ 32,376,700.00 |
| 3. \$10,000.01 - \$25,000.00 | 6723 | \$ 114,107,600.00 |
| 4. \$25,000.01 - \$100,000.00 | 7470 | \$ 381,770,600.00 |
| 5. \$100,000.01 - \$500,000.00 | 1593 | \$ 292,446,200.00 |
| 6. Over \$500,000.00 | 36 | \$ 67,182,476.00 |
| Total to Date | 24,744 | \$ 901,071,176.00 |



GCCF Program Statistics - Overall Summary
(as of October 21, 2010, 5:05 PM ET)

Emergency Advance Claim Counts by Category
(Claimants may have more than one Claim Type)

| Claims for Emergency Advance Payment | Claims Submitted | No. of Claims Paid | Amount Paid |
|---|------------------|--------------------|----------------------------|
| 1. Removal and Clean Up Costs | 1,887 | 0 | \$ - |
| 2. Real or Personal Property | 4,876 | 50 | \$ 268,563.38 |
| 3. Lost Earnings or Profits | 234,579 | 79,317 | \$ 1,504,329,514.83 |
| 4. Loss of Subsistence Use of Natural Resources | 4,032 | 5 | \$ 13,000.00 |
| 5. Physical Injury / Death | 5,857 | 4 | \$ 3,936.50 |
| Total to Date | 251,231 | 79,376 | \$ 1,504,615,014.71 |



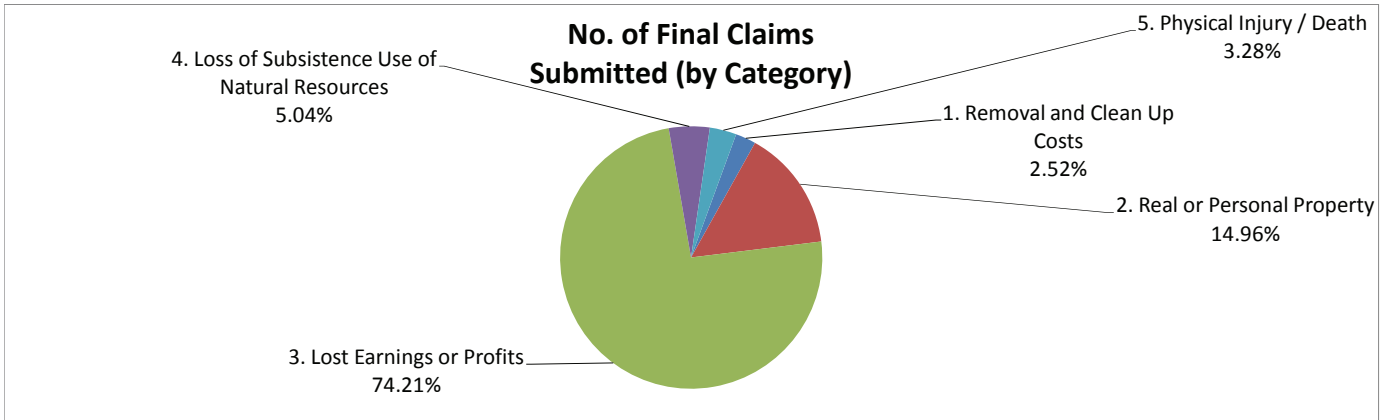
GCCF Program Statistics - Overall Summary

(as of October 21, 2010, 5:05 PM ET)

Final Payment Claim Counts by Category

(Claimants may have more than one Claim Type)

| Claims Seeking Final Payment | Claims Submitted | No. of Claims Paid | Amount Paid |
|---|------------------|--------------------|-------------|
| 1. Removal and Clean Up Costs | 180 | 0 | \$ - |
| 2. Real or Personal Property | 1,069 | 0 | \$ - |
| 3. Lost Earnings or Profits | 5,302 | 0 | \$ - |
| 4. Loss of Subsistence Use of Natural Resources | 360 | 0 | \$ - |
| 5. Physical Injury / Death | 234 | 0 | \$ - |
| Total to Date | 7,145 | 0 | \$ - |



Amount Paid to Final Claims (by Category)

No data to chart yet

GCCF Program Statistics - Overall Summary (as of October 21, 2010, 5:05 PM ET)

Claims by Category and Amount (Claimants may have more than one Claim Type)

| Claims by Category and Amount | No. of Claims Paid | Amount Paid |
|--------------------------------------|--------------------|----------------------------|
| 1. Removal and Clean Up Costs | | |
| a. \$0.01 - \$5,000.00 | 0 | \$ - |
| b. \$5,000.01 - \$10,000.00 | 0 | \$ - |
| c. \$10,000.01 - \$25,000.00 | 0 | \$ - |
| d. \$25,000.01 - \$100,000.00 | 0 | \$ - |
| e. \$100,000.01 - \$500,000.00 | 0 | \$ - |
| f. Over \$500,000.00 | 0 | \$ - |
| Sub-Total to Date | 0 | \$ - |
| 2. Real or Personal Property | | |
| a. \$0.01 - \$5,000.00 | 36 | \$ 74,300.00 |
| b. \$5,000.01 - \$10,000.00 | 9 | \$ 59,800.00 |
| c. \$10,000.01 - \$25,000.00 | 2 | \$ 30,000.00 |
| d. \$25,000.01 - \$100,000.00 | 3 | \$ 104,463.38 |
| e. \$100,000.01 - \$500,000.00 | 0 | \$ - |
| f. Over \$500,000.00 | 0 | \$ - |
| Sub-Total to Date | 50 | \$ 268,563.38 |
| 3. Lost Earnings or Profits | | |
| a. \$0.01 - \$5,000.00 | 19,275 | \$ 58,066,900.00 |
| b. \$5,000.01 - \$10,000.00 | 21,550 | \$ 164,783,458.30 |
| c. \$10,000.01 - \$25,000.00 | 25,802 | \$ 410,465,415.53 |
| d. \$25,000.01 - \$100,000.00 | 11,041 | \$ 508,843,265.00 |
| e. \$100,000.01 - \$500,000.00 | 1,613 | \$ 294,988,000.00 |
| f. Over \$500,000.00 | 36 | \$ 67,182,476.00 |
| Sub-Total to Date | 79,317 | \$ 1,504,329,514.83 |

GCCF Program Statistics - Overall Summary
(as of October 21, 2010, 5:05 PM ET)

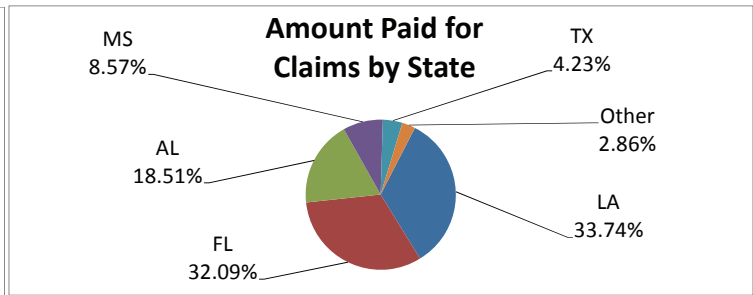
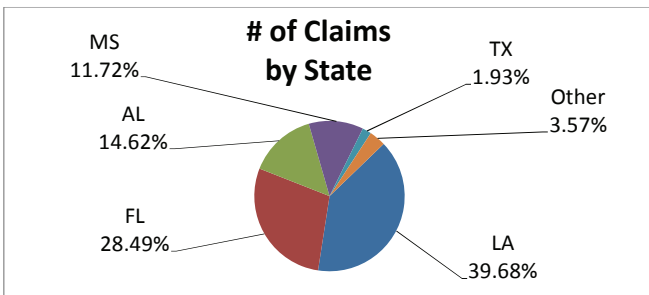
Claims by Category and Amount
(Claimants may have more than one Claim Type)

| Claims by Category and Amount | No. of Claims Paid | Amount Paid |
|--|--------------------|----------------------------|
| 4. Loss of Subsistence Use of Natural Resources | | |
| a. \$0.01 - \$5,000.00 | 5 | \$ 13,000.00 |
| b. \$5,000.01 - \$10,000.00 | 0 | \$ - |
| c. \$10,000.01 - \$25,000.00 | 0 | \$ - |
| d. \$25,000.01 - \$100,000.00 | 0 | \$ - |
| e. \$100,000.01 - \$500,000.00 | 0 | \$ - |
| f. Over \$500,000.00 | 0 | \$ - |
| Sub-Total to Date | 5 | \$ 13,000.00 |
| 5. Physical Injury / Death | | |
| a. \$0.01 - \$5,000.00 | 4 | \$ 3,936.50 |
| b. \$5,000.01 - \$10,000.00 | 0 | \$ - |
| c. \$10,000.01 - \$25,000.00 | 0 | \$ - |
| d. \$25,000.01 - \$100,000.00 | 0 | \$ - |
| e. \$100,000.01 - \$500,000.00 | 0 | \$ - |
| f. Over \$500,000.00 | 0 | \$ - |
| Sub-Total to Date | 4 | \$ 3,936.50 |
| 6. Other Claims | | |
| a. \$0.01 - \$5,000.00 | 0 | \$ - |
| b. \$5,000.01 - \$10,000.00 | 0 | \$ - |
| c. \$10,000.01 - \$25,000.00 | 0 | \$ - |
| d. \$25,000.01 - \$100,000.00 | 0 | \$ - |
| e. \$100,000.01 - \$500,000.00 | 0 | \$ - |
| f. Over \$500,000.00 | 0 | \$ - |
| Sub-Total to Date | 0 | \$ - |
| Total to Date | 79,376 | \$ 1,504,615,014.71 |

GCCCF Program Statistics - Overall Summary (as of October 21, 2010, 5:05 PM ET)

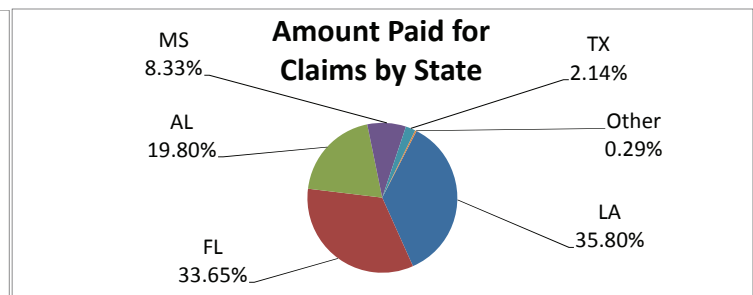
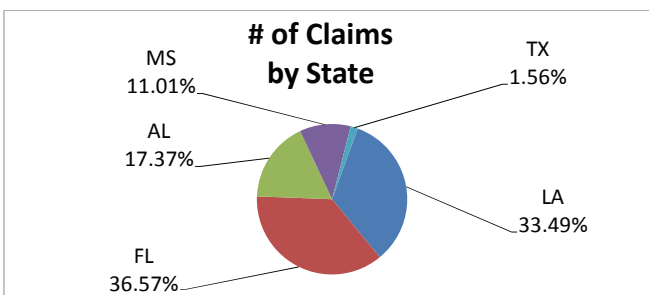
Claims by State of Residence (Claimants may have more than one Claim Type)

| Claim State of Residence | Claims Submitted | No. of Claims Paid | Amount Paid |
|--------------------------|------------------|--------------------|----------------------------|
| Louisiana | 102,524 | 24,102 | \$ 507,605,215.53 |
| Florida | 73,602 | 28,821 | \$ 482,881,676.00 |
| Alabama | 37,764 | 14,192 | \$ 278,523,628.32 |
| Mississippi | 30,290 | 6,736 | \$ 128,986,094.86 |
| Texas | 4,979 | 1,752 | \$ 63,588,100.00 |
| Others | 9,217 | 3,773 | \$ 43,030,300.00 |
| Total to Date | 258,376 | 79,376 | \$ 1,504,615,014.71 |



Claims by State of Loss (Claimants may have more than one Claim Type)

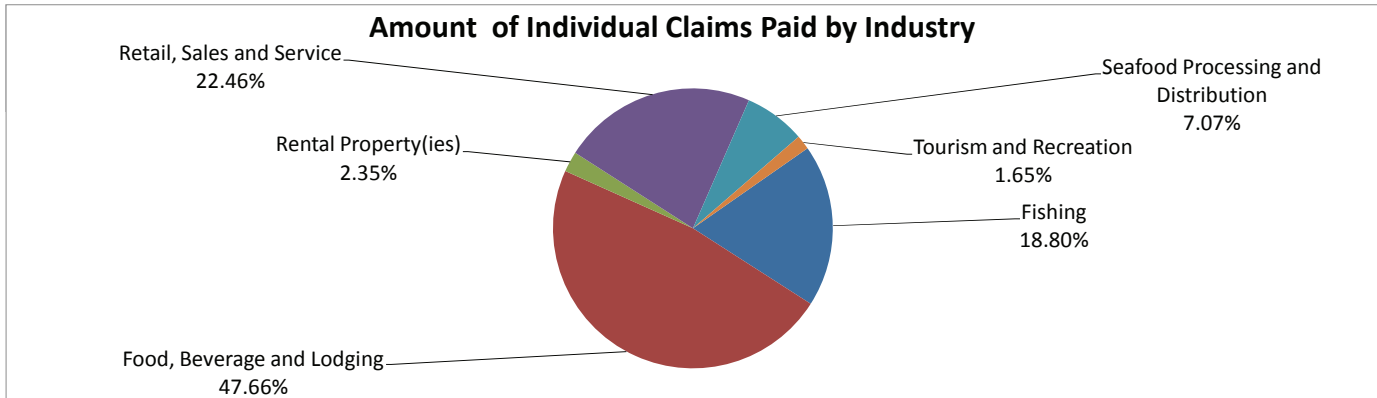
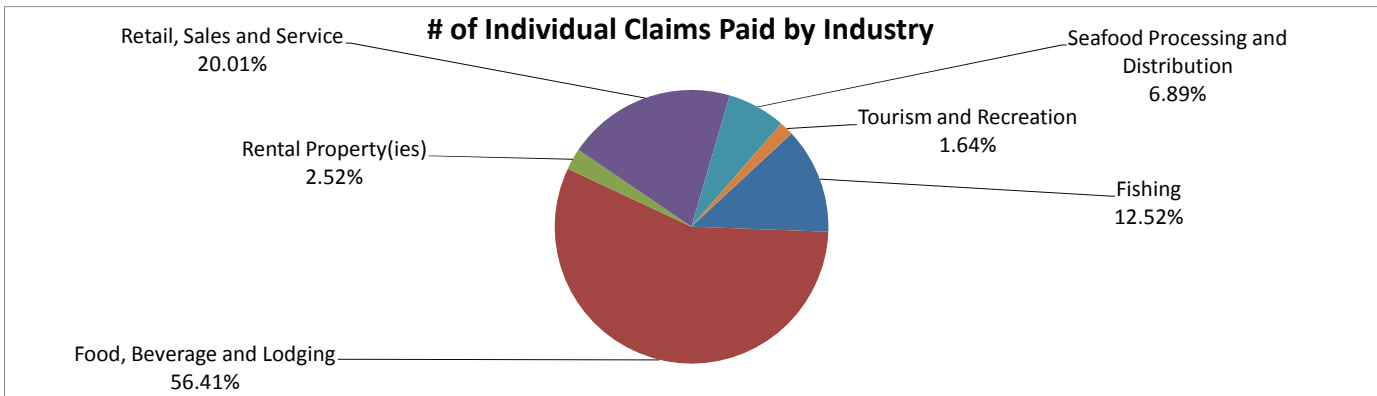
| Claim State of Loss | Claims Submitted | No. of Claims Paid | Amount Paid |
|---|------------------|--------------------|----------------------------|
| Louisiana | 46,678 | 24,378 | \$ 538,579,280.53 |
| Florida | 50,972 | 31,415 | \$ 506,246,076.00 |
| Alabama | 24,214 | 15,687 | \$ 297,945,999.94 |
| Mississippi | 15,341 | 6,438 | \$ 125,262,258.36 |
| Texas | 2,180 | 1,251 | \$ 32,248,500.00 |
| Other State / Pending Location Verification | | 207 | \$ 4,332,899.88 |
| Total to Date | | 79,376 | \$ 1,504,615,014.71 |



GCCF Program Statistics - Overall Summary
(as of October 21, 2010, 5:05 PM ET)

Individual Lost Earnings or Profits Claims Paid by Industry
(Claimants may have more than one Claim Type)

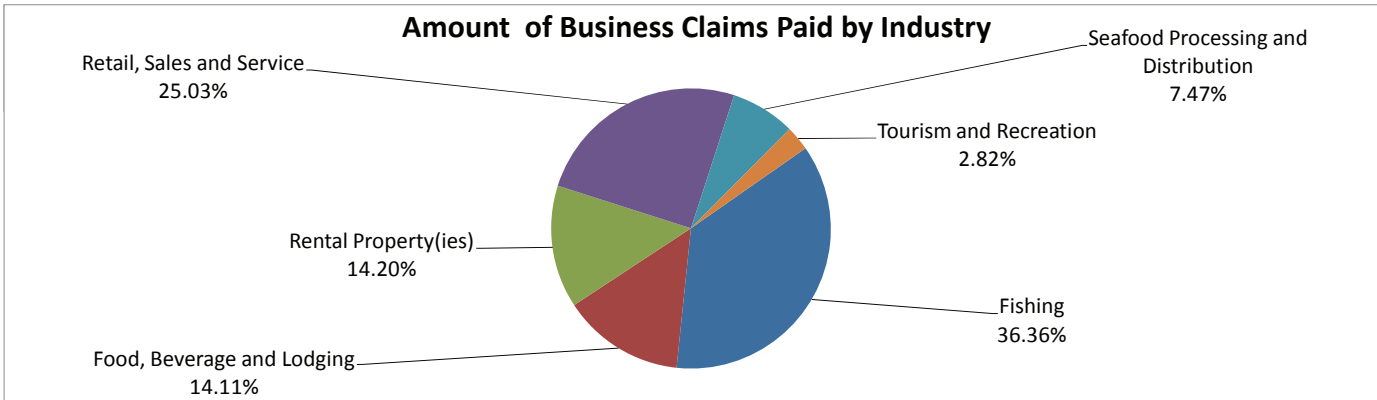
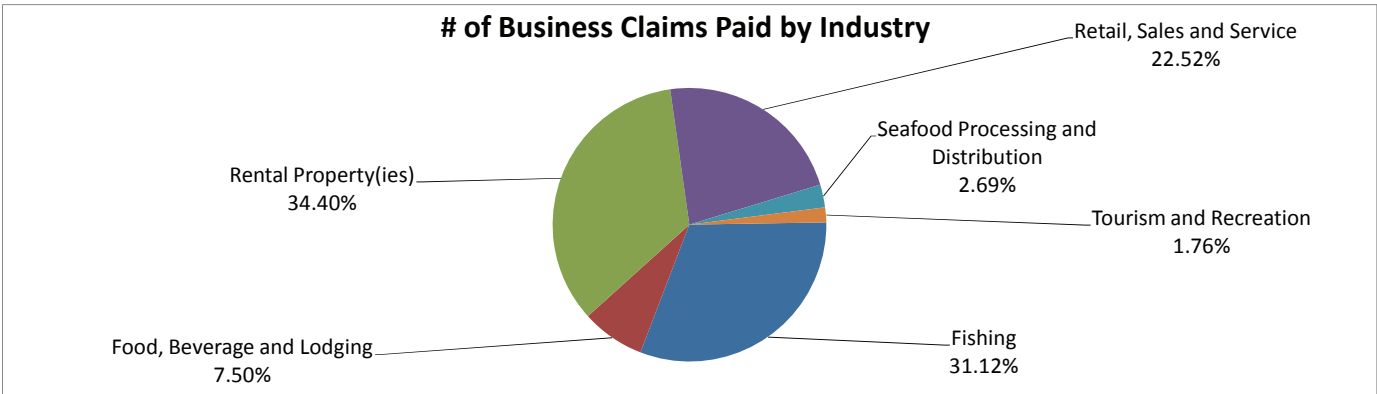
| Claims by Amount | No. of Claims Paid | Amount Paid |
|-------------------------------------|--------------------|--------------------------|
| Fishing | 6,837 | \$ 113,421,900.00 |
| Food, Beverage and Lodging | 30,793 | \$ 287,597,399.94 |
| Rental Property(ies) | 1,375 | \$ 14,191,700.00 |
| Retail, Sales and Service | 10,925 | \$ 135,543,580.32 |
| Seafood Processing and Distribution | 3,763 | \$ 42,684,758.57 |
| Tourism and Recreation | 895 | \$ 9,948,400.00 |
| Total to Date | 54,588 | \$ 603,387,738.83 |




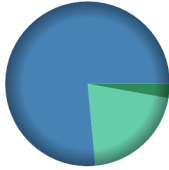
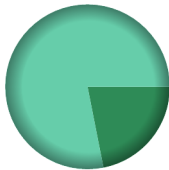


GCCF Program Statistics - Overall Summary
(as of October 21, 2010, 5:05 PM ET)

Business Lost Earnings or Profits Claims Paid by Industry
(Claimants may have more than one Claim Type)

| Claims by Amount | No. of Claims Paid | Amount Paid |
|-------------------------------------|--------------------|--------------------------|
| Fishing | 7,696 | \$ 327,608,800.00 |
| Food, Beverage and Lodging | 1,855 | \$ 127,160,500.00 |
| Rental Property(ies) | 8,508 | \$ 127,913,576.00 |
| Retail, Sales and Service | 5,570 | \$ 225,528,000.00 |
| Seafood Processing and Distribution | 664 | \$ 67,334,200.00 |
| Tourism and Recreation | 436 | \$ 25,396,700.00 |
| Total to Date | 24,729 | \$ 900,941,776.00 |




GCCF Program Statistics - Overall Summary (as of October 21, 2010, 5:05 PM ET)

| County Name | Residents | Claimant Type | Claims Paid | Amount Paid | Payments in County |
|--------------------------|---------------|-----------------------------|--------------------|---------------------|---|
| Autauga (Alabama) | 20 | <u>Claimant Type</u> | <u>Claims Paid</u> | <u>Amount Paid</u> | Payments in County  <ul style="list-style-type: none"> ■ Resident ■ Both |
| | | Resident of County | 8 | \$80,800.00 | |
| | | Resident and Loss in County | 1 | \$2,300.00 | |
| | | Totals: | 9 | \$83,100.00 | |
| Baldwin (Alabama) | 18,320 | <u>Claimant Type</u> | <u>Claims Paid</u> | <u>Amount Paid</u> | Payments in County  <ul style="list-style-type: none"> ■ Resident ■ Loss ■ Both |
| | | Resident of County | 359 | \$5,972,463.38 | |
| | | Resident and Loss in County | 7,257 | \$160,951,499.94 | |
| | | Claim Loss in County | 3,494 | \$43,465,500.00 | |
| Totals: | 11,110 | \$210,389,463.32 | | | |
| Barbour (Alabama) | 11 | <u>Claimant Type</u> | <u>Claims Paid</u> | <u>Amount Paid</u> | Payments in County  <ul style="list-style-type: none"> ■ Resident ■ Both |
| | | Resident of County | 2 | \$25,600.00 | |
| | | Resident and Loss in County | 2 | \$91,300.00 | |
| | | Totals: | 4 | \$116,900.00 | |
| Bibb (Alabama) | 7 | <u>Claimant Type</u> | <u>Claims Paid</u> | <u>Amount Paid</u> | Payments in County  <ul style="list-style-type: none"> ■ Resident |
| | | Resident of County | 5 | \$14,400.00 | |
| | | Totals: | 5 | \$14,400.00 | |
| Blount (Alabama) | 5 | <u>Claimant Type</u> | <u>Claims Paid</u> | <u>Amount Paid</u> | Payments in County  <ul style="list-style-type: none"> ■ Resident |
| | | Resident of County | 3 | \$14,200.00 | |
| | | Totals: | 3 | \$14,200.00 | |



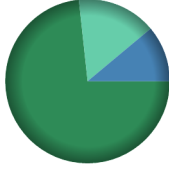


GCCF Program Statistics - Overall Summary

(as of October 21, 2010, 5:05 PM ET)



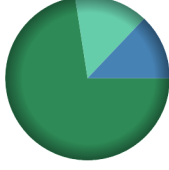
| County (Alabama) | Total Claims | Claimant Type | Claims Paid | Amount Paid | Payments in County |
|---------------------------|--------------|-----------------------------|--------------------|---------------------|---|
| Bullock (Alabama) | 3 | <u>Claimant Type</u> | <u>Claims Paid</u> | <u>Amount Paid</u> | Payments in County  <ul style="list-style-type: none"> Resident |
| | | Resident of County | 1 | \$16,000.00 | |
| | | Totals: | 1 | \$16,000.00 | |
| Butler (Alabama) | 18 | <u>Claimant Type</u> | <u>Claims Paid</u> | <u>Amount Paid</u> | Payments in County  <ul style="list-style-type: none"> Resident Loss Both |
| | | Resident of County | 2 | \$8,600.00 | |
| | | Resident and Loss in County | 1 | \$5,400.00 | |
| | | Claim Loss in County | 2 | \$129,200.00 | |
| Totals: | 5 | \$143,200.00 | | | |
| Calhoun (Alabama) | 53 | <u>Claimant Type</u> | <u>Claims Paid</u> | <u>Amount Paid</u> | Payments in County  <ul style="list-style-type: none"> Resident |
| | | Resident of County | 17 | \$192,500.00 | |
| | | Totals: | 17 | \$192,500.00 | |
| Chambers (Alabama) | 5 | <u>Claimant Type</u> | <u>Claims Paid</u> | <u>Amount Paid</u> | Payments in County  <ul style="list-style-type: none"> Resident |
| | | Resident of County | 2 | \$27,000.00 | |
| | | Totals: | 2 | \$27,000.00 | |
| Cherokee (Alabama) | 5 | <u>Claimant Type</u> | <u>Claims Paid</u> | <u>Amount Paid</u> | Payments in County  <ul style="list-style-type: none"> Resident |
| | | Resident of County | 3 | \$39,900.00 | |
| | | Totals: | 3 | \$39,900.00 | |

GCCF Program Statistics - Overall Summary

(as of October 21, 2010, 5:05 PM ET)

| County (Alabama) | Total Claims | Claimant Type | Claims Paid | Amount Paid | Payments in County |
|---------------------------|--------------|-----------------------------|--------------------|--------------------|--|
| Chilton (Alabama) | 16 | <u>Claimant Type</u> | <u>Claims Paid</u> | <u>Amount Paid</u> | Payments in County  <ul style="list-style-type: none"> ■ Resident ■ Both |
| | | Resident of County | 3 | \$24,300.00 | |
| | | Resident and Loss in County | 1 | \$19,000.00 | |
| | | Totals: | 4 | \$43,300.00 | |
| Choctaw (Alabama) | 14 | <u>Claimant Type</u> | <u>Claims Paid</u> | <u>Amount Paid</u> | Payments in County  <ul style="list-style-type: none"> ■ Resident ■ Both |
| | | Resident of County | 2 | \$11,000.00 | |
| | | Resident and Loss in County | 1 | \$68,400.00 | |
| | | Totals: | 3 | \$79,400.00 | |
| Clarke (Alabama) | 139 | <u>Claimant Type</u> | <u>Claims Paid</u> | <u>Amount Paid</u> | Payments in County  <ul style="list-style-type: none"> ■ Resident ■ Loss ■ Both |
| | | Resident of County | 24 | \$235,400.00 | |
| | | Resident and Loss in County | 4 | \$35,600.00 | |
| | | Claim Loss in County | 4 | \$50,100.00 | |
| Totals: | 32 | \$321,100.00 | | | |
| Clay (Alabama) | 5 | <u>Claimant Type</u> | <u>Claims Paid</u> | <u>Amount Paid</u> | Payments in County  <ul style="list-style-type: none"> ■ Resident |
| | | Resident of County | 3 | \$53,500.00 | |
| | | Totals: | 3 | \$53,500.00 | |
| Cleburne (Alabama) | 3 | <u>Claimant Type</u> | <u>Claims Paid</u> | <u>Amount Paid</u> | Payments in County  <ul style="list-style-type: none"> ■ Resident |
| | | Resident of County | 1 | \$3,000.00 | |
| | | Totals: | 1 | \$3,000.00 | |

GCCF Program Statistics - Overall Summary (as of October 21, 2010, 5:05 PM ET)






| County (Alabama) | Total Claims | Claimant Type | Claims Paid | Amount Paid | Payments in County |
|----------------------------|--------------|-----------------------------|--------------------|----------------------|--|
| Coffee (Alabama) | 31 | <u>Claimant Type</u> | <u>Claims Paid</u> | <u>Amount Paid</u> | Payments in County  <ul style="list-style-type: none"> ■ Resident ■ Both |
| | | Resident of County | 5 | \$57,200.00 | |
| | | Resident and Loss in County | 1 | \$3,000.00 | |
| | | Totals: | 6 | \$60,200.00 | |
| Colbert (Alabama) | 30 | <u>Claimant Type</u> | <u>Claims Paid</u> | <u>Amount Paid</u> | Payments in County  <ul style="list-style-type: none"> ■ Resident |
| | | Resident of County | 21 | \$234,400.00 | |
| | | Totals: | 21 | \$234,400.00 | |
| | | Conecuh (Alabama) | 14 | <u>Claimant Type</u> | |
| Resident of County | 5 | | | \$51,700.00 | |
| Totals: | 5 | | | \$51,700.00 | |
| Coosa (Alabama) | 4 | | | <u>Claimant Type</u> | <u>Claims Paid</u> |
| | | Resident of County | 3 | \$18,600.00 | |
| | | Resident and Loss in County | 1 | \$150,000.00 | |
| | | Totals: | 4 | \$168,600.00 | |
| Covington (Alabama) | 60 | <u>Claimant Type</u> | <u>Claims Paid</u> | <u>Amount Paid</u> | Payments in County  <ul style="list-style-type: none"> ■ Resident ■ Loss ■ Both |
| | | Resident of County | 22 | \$548,500.00 | |
| | | Resident and Loss in County | 3 | \$97,800.00 | |
| | | Claim Loss in County | 2 | \$109,500.00 | |
| | | Totals: | 27 | \$755,800.00 | |

GCCF Program Statistics - Overall Summary

(as of October 21, 2010, 5:05 PM ET)

| County (Alabama) | Total Claims | Claimant Type | Claims Paid | Amount Paid | Payments in County |
|-----------------------------|--------------|-----------------------------|--------------------|----------------------|---|
| Crenshaw (Alabama) | 16 | <u>Claimant Type</u> | <u>Claims Paid</u> | <u>Amount Paid</u> | Legend: Loss (dark green), Both (light green) |
| | | Resident and Loss in County | 1 | \$1,500.00 | |
| | | Claim Loss in County | 1 | \$4,000.00 | |
| | | Totals: | 2 | \$5,500.00 | |
| Cullman (Alabama) | 45 | <u>Claimant Type</u> | <u>Claims Paid</u> | <u>Amount Paid</u> | Legend: Resident (dark green) |
| | | Resident of County | 33 | \$316,400.00 | |
| | | Totals: | 33 | \$316,400.00 | |
| | | Dale (Alabama) | 23 | <u>Claimant Type</u> | |
| Resident of County | 7 | | | \$57,900.00 | |
| Resident and Loss in County | 1 | | | \$37,600.00 | |
| Totals: | 8 | | | \$95,500.00 | |
| Dallas (Alabama) | 28 | <u>Claimant Type</u> | <u>Claims Paid</u> | <u>Amount Paid</u> | Legend: Resident (dark green), Both (light green) |
| | | Resident of County | 9 | \$88,600.00 | |
| | | Resident and Loss in County | 1 | \$15,000.00 | |
| | | Totals: | 10 | \$103,600.00 | |
| DeKalb (Alabama) | 19 | <u>Claimant Type</u> | <u>Claims Paid</u> | <u>Amount Paid</u> | Legend: Resident (dark green), Loss (light green) |
| | | Resident of County | 14 | \$146,700.00 | |
| | | Claim Loss in County | 1 | \$10,800.00 | |
| | | Totals: | 15 | \$157,500.00 | |

GCCF Program Statistics - Overall Summary (as of October 21, 2010, 5:05 PM ET)






| County (Alabama) | Total Claims | Claimant Type | Claims Paid | Amount Paid | Payments in County |
|---------------------------|--------------|-----------------------------|--------------------|---------------------|---|
| Elmore (Alabama) | 36 | <u>Claimant Type</u> | <u>Claims Paid</u> | <u>Amount Paid</u> | Payments in County  <ul style="list-style-type: none"> Resident |
| | | Resident of County | 17 | \$212,300.00 | |
| | | Totals: | 17 | \$212,300.00 | |
| Escambia (Alabama) | 181 | <u>Claimant Type</u> | <u>Claims Paid</u> | <u>Amount Paid</u> | Payments in County  <ul style="list-style-type: none"> Resident Loss Both |
| | | Resident of County | 29 | \$382,100.00 | |
| | | Resident and Loss in County | 5 | \$70,100.00 | |
| | | Claim Loss in County | 7 | \$135,500.00 | |
| Totals: | 41 | \$587,700.00 | | | |
| Etowah (Alabama) | 50 | <u>Claimant Type</u> | <u>Claims Paid</u> | <u>Amount Paid</u> | Payments in County  <ul style="list-style-type: none"> Resident |
| | | Resident of County | 27 | \$452,100.00 | |
| | | Totals: | 27 | \$452,100.00 | |
| Fayette (Alabama) | 9 | <u>Claimant Type</u> | <u>Claims Paid</u> | <u>Amount Paid</u> | Payments in County  <ul style="list-style-type: none"> Resident |
| | | Resident of County | 7 | \$59,800.00 | |
| | | Totals: | 7 | \$59,800.00 | |
| Franklin (Alabama) | 7 | <u>Claimant Type</u> | <u>Claims Paid</u> | <u>Amount Paid</u> | Payments in County  <ul style="list-style-type: none"> Resident |
| | | Resident of County | 7 | \$65,900.00 | |
| | | Totals: | 7 | \$65,900.00 | |

GCCF Program Statistics - Overall Summary

(as of October 21, 2010, 5:05 PM ET)






| County (Alabama) | Total | Claimant Type | Claims Paid | Amount Paid | Payments in County |
|-------------------|-----------|-----------------------------|--------------------|---------------------|--|
| Geneva (Alabama) | 45 | <u>Claimant Type</u> | <u>Claims Paid</u> | <u>Amount Paid</u> | Payments in County  <ul style="list-style-type: none"> Resident |
| | | Resident of County | 11 | \$123,000.00 | |
| | | Totals: | 11 | \$123,000.00 | |
| Greene (Alabama) | 5 | <u>Claimant Type</u> | <u>Claims Paid</u> | <u>Amount Paid</u> | Payments in County  <ul style="list-style-type: none"> Resident |
| | | Resident of County | 4 | \$22,900.00 | |
| | | Totals: | 4 | \$22,900.00 | |
| Hale (Alabama) | 13 | <u>Claimant Type</u> | <u>Claims Paid</u> | <u>Amount Paid</u> | Payments in County  <ul style="list-style-type: none"> Resident Both |
| | | Resident of County | 8 | \$147,900.00 | |
| | | Resident and Loss in County | 1 | \$100,000.00 | |
| Totals: | 9 | \$247,900.00 | | | |
| Henry (Alabama) | 7 | <u>Claimant Type</u> | <u>Claims Paid</u> | <u>Amount Paid</u> | Payments in County  <ul style="list-style-type: none"> Resident |
| | | Resident of County | 2 | \$11,600.00 | |
| | | Totals: | 2 | \$11,600.00 | |
| Houston (Alabama) | 98 | <u>Claimant Type</u> | <u>Claims Paid</u> | <u>Amount Paid</u> | Payments in County  <ul style="list-style-type: none"> Resident Loss Both |
| | | Resident of County | 26 | \$196,300.00 | |
| | | Resident and Loss in County | 2 | \$138,900.00 | |
| | | Claim Loss in County | 1 | \$6,000.00 | |
| Totals: | 29 | \$341,200.00 | | | |

GCCF Program Statistics - Overall Summary (as of October 21, 2010, 5:05 PM ET)

| County (Alabama) | Total Claims | Claimant Type | Claims Paid | Amount Paid | Payments in County |
|-----------------------------|--------------|-----------------------------|--------------------|---------------------|---|
| Jackson (Alabama) | 14 | <u>Claimant Type</u> | <u>Claims Paid</u> | <u>Amount Paid</u> | Payments in County  <ul style="list-style-type: none"> Resident Loss |
| | | Resident of County | 9 | \$102,500.00 | |
| | | Claim Loss in County | 1 | \$14,500.00 | |
| | | Totals: | 10 | \$117,000.00 | |
| Jefferson (Alabama) | 511 | <u>Claimant Type</u> | <u>Claims Paid</u> | <u>Amount Paid</u> | Payments in County  <ul style="list-style-type: none"> Resident Loss Both |
| | | Resident of County | 291 | \$3,413,600.00 | |
| | | Resident and Loss in County | 5 | \$106,400.00 | |
| | | Claim Loss in County | 2 | \$54,800.00 | |
| Totals: | 298 | \$3,574,800.00 | | | |
| Lauderdale (Alabama) | 29 | <u>Claimant Type</u> | <u>Claims Paid</u> | <u>Amount Paid</u> | Payments in County  <ul style="list-style-type: none"> Resident |
| | | Resident of County | 15 | \$152,200.00 | |
| | | Totals: | 15 | \$152,200.00 | |
| Lawrence (Alabama) | 7 | <u>Claimant Type</u> | <u>Claims Paid</u> | <u>Amount Paid</u> | Payments in County  <ul style="list-style-type: none"> Resident Loss |
| | | Resident of County | 2 | \$21,200.00 | |
| | | Claim Loss in County | 1 | \$1,400.00 | |
| | | Totals: | 3 | \$22,600.00 | |
| Lee (Alabama) | 69 | <u>Claimant Type</u> | <u>Claims Paid</u> | <u>Amount Paid</u> | Payments in County  <ul style="list-style-type: none"> Resident |
| | | Resident of County | 32 | \$298,000.00 | |
| | | Totals: | 32 | \$298,000.00 | |


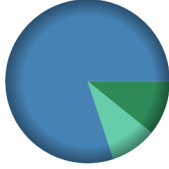



GCCF Program Statistics - Overall Summary

(as of October 21, 2010, 5:05 PM ET)

| County (Alabama) | Total Claims | Claimant Type | Claims Paid | Amount Paid | Payments in County |
|----------------------------|--------------|-----------------------------|--------------------|---------------------|---|
| Limestone (Alabama) | 41 | <u>Claimant Type</u> | <u>Claims Paid</u> | <u>Amount Paid</u> | Payments in County  <ul style="list-style-type: none"> Resident |
| | | Resident of County | 28 | \$416,700.00 | |
| | | Totals: | 28 | \$416,700.00 | |
| Macon (Alabama) | 4 | <u>Claimant Type</u> | <u>Claims Paid</u> | <u>Amount Paid</u> | Payments in County  <ul style="list-style-type: none"> Resident |
| | | Resident of County | 1 | \$5,000.00 | |
| | | Totals: | 1 | \$5,000.00 | |
| Madison (Alabama) | 220 | <u>Claimant Type</u> | <u>Claims Paid</u> | <u>Amount Paid</u> | Payments in County  <ul style="list-style-type: none"> Resident Loss Both |
| | | Resident of County | 123 | \$1,560,800.00 | |
| | | Resident and Loss in County | 2 | \$49,000.00 | |
| | | Claim Loss in County | 1 | \$3,000.00 | |
| Totals: | 126 | \$1,612,800.00 | | | |
| Marengo (Alabama) | 18 | <u>Claimant Type</u> | <u>Claims Paid</u> | <u>Amount Paid</u> | Payments in County  <ul style="list-style-type: none"> Resident |
| | | Resident of County | 11 | \$83,200.00 | |
| | | Totals: | 11 | \$83,200.00 | |
| Marion (Alabama) | 4 | <u>Claimant Type</u> | <u>Claims Paid</u> | <u>Amount Paid</u> | Payments in County  <ul style="list-style-type: none"> Resident |
| | | Resident of County | 1 | \$1,200.00 | |
| | | Totals: | 1 | \$1,200.00 | |

GCCF Program Statistics - Overall Summary

(as of October 21, 2010, 5:05 PM ET)

| County (Alabama) | Total Claims | Claimant Type | Claims Paid | Amount Paid | Payments in County |
|-----------------------------|---------------|-----------------------------|--------------------|-----------------------|---|
| Marshall (Alabama) | 45 | <u>Claimant Type</u> | <u>Claims Paid</u> | <u>Amount Paid</u> | Payments in County  <ul style="list-style-type: none"> ■ Resident ■ Both |
| | | Resident of County | 23 | \$294,700.00 | |
| | | Resident and Loss in County | 1 | \$37,200.00 | |
| | | Totals: | 24 | \$331,900.00 | |
| Mobile (Alabama) | 18,865 | <u>Claimant Type</u> | <u>Claims Paid</u> | <u>Amount Paid</u> | Payments in County  <ul style="list-style-type: none"> ■ Resident ■ Loss ■ Both |
| | | Resident of County | 733 | \$11,062,265.00 | |
| | | Resident and Loss in County | 4,399 | \$81,900,500.00 | |
| | | Claim Loss in County | 447 | \$9,308,300.00 | |
| Totals: | 5,579 | \$102,271,065.00 | | | |
| Monroe (Alabama) | 78 | <u>Claimant Type</u> | <u>Claims Paid</u> | <u>Amount Paid</u> | Payments in County  <ul style="list-style-type: none"> ■ Resident ■ Both |
| | | Resident of County | 35 | \$572,600.00 | |
| | | Resident and Loss in County | 11 | \$145,400.00 | |
| | | Totals: | 46 | \$718,000.00 | |
| Montgomery (Alabama) | 189 | <u>Claimant Type</u> | <u>Claims Paid</u> | <u>Amount Paid</u> | Payments in County  <ul style="list-style-type: none"> ■ Resident ■ Both |
| | | Resident of County | 82 | \$1,062,200.00 | |
| | | Resident and Loss in County | 3 | \$241,700.00 | |
| | | Totals: | 85 | \$1,303,900.00 | |
| Morgan (Alabama) | 71 | <u>Claimant Type</u> | <u>Claims Paid</u> | <u>Amount Paid</u> | Payments in County  <ul style="list-style-type: none"> ■ Resident |
| | | Resident of County | 45 | \$516,100.00 | |
| | | Totals: | 45 | \$516,100.00 | |






GCCF Program Statistics - Overall Summary

(as of October 21, 2010, 5:05 PM ET)

| County (Alabama) | Total Claims | Claimant Type | Claims Paid | Amount Paid | Payments in County |
|--------------------|--------------|----------------------|--------------------|--------------------|--|
| Perry (Alabama) | 3 | <u>Claimant Type</u> | <u>Claims Paid</u> | <u>Amount Paid</u> | Payments in County  Loss |
| | | Claim Loss in County | 1 | \$35,000.00 | |
| | | Totals: | 1 | \$35,000.00 | |
| Pickens (Alabama) | 10 | <u>Claimant Type</u> | <u>Claims Paid</u> | <u>Amount Paid</u> | Payments in County  Resident |
| | | Resident of County | 4 | \$43,400.00 | |
| | | Totals: | 4 | \$43,400.00 | |
| Pike (Alabama) | 30 | <u>Claimant Type</u> | <u>Claims Paid</u> | <u>Amount Paid</u> | Payments in County  Resident |
| | | Resident of County | 4 | \$28,000.00 | |
| | | Totals: | 4 | \$28,000.00 | |
| Randolph (Alabama) | 7 | <u>Claimant Type</u> | <u>Claims Paid</u> | <u>Amount Paid</u> | Payments in County  Resident |
| | | Resident of County | 4 | \$50,300.00 | |
| | | Totals: | 4 | \$50,300.00 | |
| Russell (Alabama) | 15 | <u>Claimant Type</u> | <u>Claims Paid</u> | <u>Amount Paid</u> | Payments in County  Resident |
| | | Resident of County | 2 | \$21,100.00 | |
| | | Totals: | 2 | \$21,100.00 | |

GCCF Program Statistics - Overall Summary

(as of October 21, 2010, 5:05 PM ET)


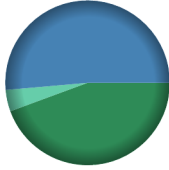
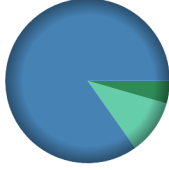
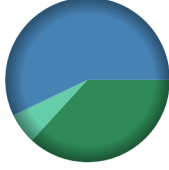
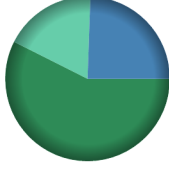
| County (Alabama) | Total Claims | Claimant Type | Claims Paid | Amount Paid | Payments in County |
|-----------------------------|--------------|-----------------------------|--------------------|-----------------------|--|
| Shelby (Alabama) | 195 | <u>Claimant Type</u> | <u>Claims Paid</u> | <u>Amount Paid</u> | Payments in County  <ul style="list-style-type: none"> ■ Resident ■ Loss ■ Both |
| | | Resident of County | 113 | \$1,319,300.00 | |
| | | Resident and Loss in County | 2 | \$23,500.00 | |
| | | Claim Loss in County | 1 | \$28,800.00 | |
| Totals: | | | 116 | \$1,371,600.00 | |
| St. Clair (Alabama) | 36 | <u>Claimant Type</u> | <u>Claims Paid</u> | <u>Amount Paid</u> | Payments in County  <ul style="list-style-type: none"> ■ Resident |
| | | Resident of County | 23 | \$332,000.00 | |
| | | Totals: | | | |
| Sumter (Alabama) | 5 | <u>Claimant Type</u> | <u>Claims Paid</u> | <u>Amount Paid</u> | Payments in County  <ul style="list-style-type: none"> ■ Resident |
| | | Resident of County | 1 | \$46,200.00 | |
| | | Totals: | | | |
| Talladega (Alabama) | 34 | <u>Claimant Type</u> | <u>Claims Paid</u> | <u>Amount Paid</u> | Payments in County  <ul style="list-style-type: none"> ■ Resident |
| | | Resident of County | 20 | \$117,700.00 | |
| | | Totals: | | | |
| Tallapoosa (Alabama) | 21 | <u>Claimant Type</u> | <u>Claims Paid</u> | <u>Amount Paid</u> | Payments in County  <ul style="list-style-type: none"> ■ Resident |
| | | Resident of County | 8 | \$58,000.00 | |
| | | Totals: | | | |

GCCF Program Statistics - Overall Summary (as of October 21, 2010, 5:05 PM ET)

| County (Alabama) | Total Claims | Claimant Type | Claims Paid | Amount Paid | Payments in County |
|-----------------------------|--------------|-----------------------------|--------------------|-----------------------|--------------------|
| Tuscaloosa (Alabama) | 174 | <u>Claimant Type</u> | <u>Claims Paid</u> | <u>Amount Paid</u> | |
| | | Resident of County | 98 | \$948,500.00 | |
| | | Resident and Loss in County | 2 | \$22,000.00 | |
| | | Claim Loss in County | 2 | \$49,000.00 | |
| Totals: | 102 | \$1,019,500.00 | | | |
| Unknown (Alabama) | 94 | <u>Claimant Type</u> | <u>Claims Paid</u> | <u>Amount Paid</u> | |
| | | Resident of County | 35 | \$1,005,100.00 | |
| | | Totals: | 35 | \$1,005,100.00 | |
| Walker (Alabama) | 33 | <u>Claimant Type</u> | <u>Claims Paid</u> | <u>Amount Paid</u> | |
| | | Resident of County | 16 | \$198,600.00 | |
| | | Resident and Loss in County | 1 | \$9,500.00 | |
| | | Claim Loss in County | 2 | \$28,000.00 | |
| Totals: | 19 | \$236,100.00 | | | |
| Washington (Alabama) | 114 | <u>Claimant Type</u> | <u>Claims Paid</u> | <u>Amount Paid</u> | |
| | | Resident of County | 13 | \$133,800.00 | |
| | | Resident and Loss in County | 1 | \$15,000.00 | |
| | | Claim Loss in County | 5 | \$112,600.00 | |
| Totals: | 19 | \$261,400.00 | | | |
| Wilcox (Alabama) | 27 | <u>Claimant Type</u> | <u>Claims Paid</u> | <u>Amount Paid</u> | |
| | | Resident of County | 11 | \$157,000.00 | |
| | | Resident and Loss in County | 2 | \$62,400.00 | |
| | | Totals: | 13 | \$219,400.00 | |

GCCF Program Statistics - Overall Summary

(as of October 21, 2010, 5:05 PM ET)

| County | Count | Claimant Type | Claims Paid | Amount Paid | Payments in County |
|--------------------------|---------------|-----------------------------|--------------------|---------------------|--|
| Winston (Alabama) | 11 | <u>Claimant Type</u> | <u>Claims Paid</u> | <u>Amount Paid</u> | Payments in County  <ul style="list-style-type: none"> ■ Resident |
| | | Resident of County | 5 | \$189,800.00 | |
| | | Totals: | 5 | \$189,800.00 | |
| | | | | | |
| Alachua (Florida) | 57 | <u>Claimant Type</u> | <u>Claims Paid</u> | <u>Amount Paid</u> | Payments in County  <ul style="list-style-type: none"> ■ Resident ■ Loss ■ Both |
| | | Resident of County | 14 | \$125,800.00 | |
| | | Resident and Loss in County | 5 | \$145,600.00 | |
| | | Claim Loss in County | 1 | \$12,000.00 | |
| Totals: | 20 | \$283,400.00 | | | |
| Bay (Florida) | 20,598 | <u>Claimant Type</u> | <u>Claims Paid</u> | <u>Amount Paid</u> | Payments in County  <ul style="list-style-type: none"> ■ Resident ■ Loss ■ Both |
| | | Resident of County | 405 | \$5,201,900.00 | |
| | | Resident and Loss in County | 6,550 | \$98,715,676.00 | |
| | | Claim Loss in County | 1,163 | \$12,468,700.00 | |
| Totals: | 8,118 | \$116,386,276.00 | | | |
| Brevard (Florida) | 90 | <u>Claimant Type</u> | <u>Claims Paid</u> | <u>Amount Paid</u> | Payments in County  <ul style="list-style-type: none"> ■ Resident ■ Loss ■ Both |
| | | Resident of County | 9 | \$183,600.00 | |
| | | Resident and Loss in County | 8 | \$284,600.00 | |
| | | Claim Loss in County | 2 | \$30,300.00 | |
| Totals: | 19 | \$498,500.00 | | | |
| Broward (Florida) | 238 | <u>Claimant Type</u> | <u>Claims Paid</u> | <u>Amount Paid</u> | Payments in County  <ul style="list-style-type: none"> ■ Resident ■ Loss ■ Both |
| | | Resident of County | 22 | \$795,000.00 | |
| | | Resident and Loss in County | 4 | \$338,500.00 | |
| | | Claim Loss in County | 10 | \$251,200.00 | |
| Totals: | 36 | \$1,384,700.00 | | | |


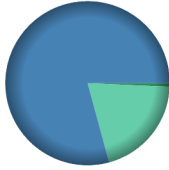
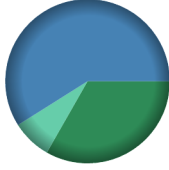
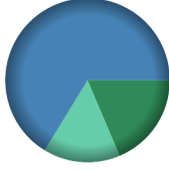

GCCF Program Statistics - Overall Summary

(as of October 21, 2010, 5:05 PM ET)

| County (Florida) | Total Claims | Claimant Type | Claims Paid | Amount Paid | Payments in County |
|----------------------------|--------------|-----------------------------|--------------------|-----------------------|--|
| Calhoun (Florida) | 92 | <u>Claimant Type</u> | <u>Claims Paid</u> | <u>Amount Paid</u> | <p>Payments in County</p> <ul style="list-style-type: none"> Resident Loss Both |
| | | Resident of County | 16 | \$193,900.00 | |
| | | Resident and Loss in County | 1 | \$6,000.00 | |
| | | Claim Loss in County | 1 | \$4,200.00 | |
| | | Totals: | 18 | \$204,100.00 | |
| Charlotte (Florida) | 108 | <u>Claimant Type</u> | <u>Claims Paid</u> | <u>Amount Paid</u> | <p>Payments in County</p> <ul style="list-style-type: none"> Resident Loss Both |
| | | Resident of County | 2 | \$5,200.00 | |
| | | Resident and Loss in County | 21 | \$899,000.00 | |
| | | Claim Loss in County | 7 | \$67,400.00 | |
| | | Totals: | 30 | \$971,600.00 | |
| Citrus (Florida) | 204 | <u>Claimant Type</u> | <u>Claims Paid</u> | <u>Amount Paid</u> | <p>Payments in County</p> <ul style="list-style-type: none"> Resident Loss Both |
| | | Resident of County | 22 | \$392,100.00 | |
| | | Resident and Loss in County | 79 | \$1,282,100.00 | |
| | | Claim Loss in County | 7 | \$162,700.00 | |
| | | Totals: | 108 | \$1,836,900.00 | |
| Clay (Florida) | 24 | <u>Claimant Type</u> | <u>Claims Paid</u> | <u>Amount Paid</u> | <p>Payments in County</p> <ul style="list-style-type: none"> Resident Loss Both |
| | | Resident of County | 4 | \$25,400.00 | |
| | | Resident and Loss in County | 1 | \$125,000.00 | |
| | | Claim Loss in County | 1 | \$18,700.00 | |
| | | Totals: | 6 | \$169,100.00 | |
| Collier (Florida) | 3,332 | <u>Claimant Type</u> | <u>Claims Paid</u> | <u>Amount Paid</u> | <p>Payments in County</p> <ul style="list-style-type: none"> Resident Loss Both |
| | | Resident of County | 41 | \$458,500.00 | |
| | | Resident and Loss in County | 669 | \$7,171,800.00 | |
| | | Claim Loss in County | 21 | \$129,100.00 | |
| | | Totals: | 731 | \$7,759,400.00 | |

GCCF Program Statistics - Overall Summary

(as of October 21, 2010, 5:05 PM ET)

| County (Florida) | Total Claims | Claimant Type | Claims Paid | Amount Paid | Payments in County |
|---------------------------|---------------|-----------------------------|--------------------|--------------------|--|
| Columbia (Florida) | 10 | <u>Claimant Type</u> | <u>Claims Paid</u> | <u>Amount Paid</u> | Payments in County  <ul style="list-style-type: none"> ■ Resident ■ Both |
| | | Resident of County | 3 | \$46,500.00 | |
| | | Resident and Loss in County | 1 | \$40,000.00 | |
| | | Totals: | 4 | \$86,500.00 | |
| Dixie (Florida) | 30 | <u>Claimant Type</u> | <u>Claims Paid</u> | <u>Amount Paid</u> | Payments in County  <ul style="list-style-type: none"> ■ Resident ■ Loss ■ Both |
| | | Resident of County | 1 | \$3,000.00 | |
| | | Resident and Loss in County | 12 | \$353,400.00 | |
| | | Claim Loss in County | 4 | \$89,700.00 | |
| Totals: | 17 | \$446,100.00 | | | |
| Duval (Florida) | 227 | <u>Claimant Type</u> | <u>Claims Paid</u> | <u>Amount Paid</u> | Payments in County  <ul style="list-style-type: none"> ■ Resident ■ Loss ■ Both |
| | | Resident of County | 32 | \$559,800.00 | |
| | | Resident and Loss in County | 14 | \$993,000.00 | |
| | | Claim Loss in County | 6 | \$131,500.00 | |
| Totals: | 52 | \$1,684,300.00 | | | |
| Escambia (Florida) | 11,988 | <u>Claimant Type</u> | <u>Claims Paid</u> | <u>Amount Paid</u> | Payments in County  <ul style="list-style-type: none"> ■ Resident ■ Loss ■ Both |
| | | Resident of County | 1,324 | \$15,297,300.00 | |
| | | Resident and Loss in County | 3,366 | \$54,404,700.00 | |
| | | Claim Loss in County | 892 | \$12,381,000.00 | |
| Totals: | 5,582 | \$82,083,000.00 | | | |
| Flagler (Florida) | 7 | <u>Claimant Type</u> | <u>Claims Paid</u> | <u>Amount Paid</u> | Payments in County  <ul style="list-style-type: none"> ■ Resident |
| | | Resident of County | 2 | \$65,400.00 | |
| | | Totals: | 2 | \$65,400.00 | |

GCCF Program Statistics - Overall Summary

(as of October 21, 2010, 5:05 PM ET)

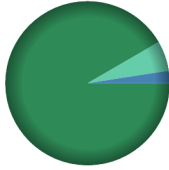

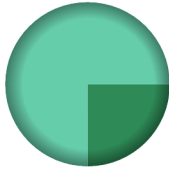
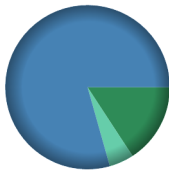
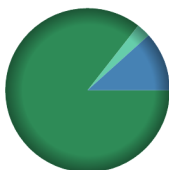
| County (Florida) | Total Claims | Claimant Type | Claims Paid | Amount Paid | Payments in County |
|--------------------|--------------|-----------------------------|------------------------|--------------------|--|
| Franklin (Florida) | 1,820 | <u>Claimant Type</u> | <u>Claims Paid</u> | <u>Amount Paid</u> | <p>Payments in County</p> <ul style="list-style-type: none"> Resident Loss Both |
| | | Resident of County | 32 | \$386,100.00 | |
| | | Resident and Loss in County | 1,039 | \$12,773,500.00 | |
| | | Claim Loss in County | 117 | \$1,513,600.00 | |
| Totals: | | 1,188 | \$14,673,200.00 | | |
| Gadsden (Florida) | 55 | <u>Claimant Type</u> | <u>Claims Paid</u> | <u>Amount Paid</u> | <p>Payments in County</p> <ul style="list-style-type: none"> Resident Loss Both |
| | | Resident of County | 9 | \$166,100.00 | |
| | | Resident and Loss in County | 2 | \$44,200.00 | |
| | | Claim Loss in County | 1 | \$6,000.00 | |
| Totals: | | 12 | \$216,300.00 | | |
| Gulf (Florida) | 1,114 | <u>Claimant Type</u> | <u>Claims Paid</u> | <u>Amount Paid</u> | <p>Payments in County</p> <ul style="list-style-type: none"> Resident Loss Both |
| | | Resident of County | 78 | \$1,022,200.00 | |
| | | Resident and Loss in County | 318 | \$7,269,100.00 | |
| | | Claim Loss in County | 91 | \$1,196,800.00 | |
| Totals: | | 487 | \$9,488,100.00 | | |
| Hardee (Florida) | 1 | <u>Claimant Type</u> | <u>Claims Paid</u> | <u>Amount Paid</u> | <p>Payments in County</p> <ul style="list-style-type: none"> Resident |
| | | Resident of County | 1 | \$15,000.00 | |
| Totals: | | 1 | \$15,000.00 | | |
| Hendry (Florida) | 8 | <u>Claimant Type</u> | <u>Claims Paid</u> | <u>Amount Paid</u> | <p>Payments in County</p> <ul style="list-style-type: none"> Resident |
| | | Resident of County | 1 | \$24,000.00 | |
| Totals: | | 1 | \$24,000.00 | | |

GCCF Program Statistics - Overall Summary

(as of October 21, 2010, 5:05 PM ET)

| County (Florida) | Total Claims | Claimant Type | Claims Paid | Amount Paid | Payments in County |
|-------------------------------|--------------|-----------------------------|--------------------|-----------------------|--------------------|
| Hernando (Florida) | 133 | <u>Claimant Type</u> | <u>Claims Paid</u> | <u>Amount Paid</u> | |
| | | Resident of County | 21 | \$330,300.00 | |
| | | Resident and Loss in County | 39 | \$940,400.00 | |
| | | Claim Loss in County | 15 | \$303,200.00 | |
| | | Totals: | 75 | \$1,573,900.00 | |
| Hillsborough (Florida) | 516 | <u>Claimant Type</u> | <u>Claims Paid</u> | <u>Amount Paid</u> | |
| | | Resident of County | 58 | \$847,100.00 | |
| | | Resident and Loss in County | 101 | \$2,184,100.00 | |
| | | Claim Loss in County | 24 | \$447,100.00 | |
| | | Totals: | 183 | \$3,478,300.00 | |
| Holmes (Florida) | 281 | <u>Claimant Type</u> | <u>Claims Paid</u> | <u>Amount Paid</u> | |
| | | Resident of County | 80 | \$761,200.00 | |
| | | Resident and Loss in County | 17 | \$209,200.00 | |
| | | Claim Loss in County | 3 | \$14,100.00 | |
| | | Totals: | 100 | \$984,500.00 | |
| Indian River (Florida) | 23 | <u>Claimant Type</u> | <u>Claims Paid</u> | <u>Amount Paid</u> | |
| | | Resident and Loss in County | 3 | \$157,000.00 | |
| | | Totals: | 3 | \$157,000.00 | |
| Jackson (Florida) | 220 | <u>Claimant Type</u> | <u>Claims Paid</u> | <u>Amount Paid</u> | |
| | | Resident of County | 24 | \$318,900.00 | |
| | | Resident and Loss in County | 3 | \$96,000.00 | |
| | | Claim Loss in County | 1 | \$7,900.00 | |
| | | Totals: | 28 | \$422,800.00 | |

GCCF Program Statistics - Overall Summary (as of October 21, 2010, 5:05 PM ET)

| County (Florida) | Total Claims | Claimant Type | Claims Paid | Amount Paid | Payments in County |
|---------------------|--------------|-----------------------------|-----------------------|---------------------|---|
| Jefferson (Florida) | 12 | <u>Claimant Type</u> | <u>Claims Paid</u> | <u>Amount Paid</u> |  <ul style="list-style-type: none"> ■ Resident ■ Loss ■ Both |
| | | Resident of County | 3 | \$93,000.00 | |
| | | Resident and Loss in County | 2 | \$2,500.00 | |
| | | Claim Loss in County | 1 | \$6,000.00 | |
| Totals: | 6 | | \$101,500.00 | | |
| Lafayette (Florida) | 4 | <u>Claimant Type</u> | <u>Claims Paid</u> | <u>Amount Paid</u> |  <ul style="list-style-type: none"> ■ Both |
| | | Resident and Loss in County | 1 | \$226,700.00 | |
| | | Totals: | 1 | \$226,700.00 | |
| Lake (Florida) | 32 | <u>Claimant Type</u> | <u>Claims Paid</u> | <u>Amount Paid</u> |  <ul style="list-style-type: none"> ■ Resident ■ Both |
| | | Resident of County | 6 | \$45,900.00 | |
| | | Resident and Loss in County | 5 | \$137,900.00 | |
| | | Totals: | 11 | \$183,800.00 | |
| Lee (Florida) | 1,289 | <u>Claimant Type</u> | <u>Claims Paid</u> | <u>Amount Paid</u> |  <ul style="list-style-type: none"> ■ Resident ■ Loss ■ Both |
| | | Resident of County | 30 | \$649,700.00 | |
| | | Resident and Loss in County | 174 | \$3,264,500.00 | |
| | | Claim Loss in County | 32 | \$199,100.00 | |
| Totals: | 236 | | \$4,113,300.00 | | |
| Leon (Florida) | 368 | <u>Claimant Type</u> | <u>Claims Paid</u> | <u>Amount Paid</u> |  <ul style="list-style-type: none"> ■ Resident ■ Loss ■ Both |
| | | Resident of County | 81 | \$1,557,900.00 | |
| | | Resident and Loss in County | 7 | \$212,600.00 | |
| | | Claim Loss in County | 4 | \$50,300.00 | |
| Totals: | 92 | | \$1,820,800.00 | | |

GCCF Program Statistics - Overall Summary

(as of October 21, 2010, 5:05 PM ET)




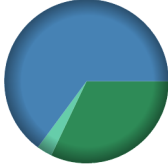
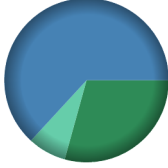
| Levy (Florida) | 139 | <u>Claimant Type</u> | <u>Claims Paid</u> | <u>Amount Paid</u> | Payments in County |
|-------------------|-----|-----------------------------|--------------------|-----------------------|---|
| | | Resident of County | 11 | \$309,300.00 | <ul style="list-style-type: none"> ■ Resident ■ Loss ■ Both |
| | | Resident and Loss in County | 69 | \$1,644,300.00 | |
| | | Claim Loss in County | 9 | \$241,100.00 | |
| | | Totals: | 89 | \$2,194,700.00 | |
| Liberty (Florida) | 52 | <u>Claimant Type</u> | <u>Claims Paid</u> | <u>Amount Paid</u> | Payments in County |
| | | Resident of County | 18 | \$160,000.00 | <ul style="list-style-type: none"> ■ Resident ■ Loss ■ Both |
| | | Resident and Loss in County | 3 | \$36,200.00 | |
| | | Claim Loss in County | 2 | \$49,600.00 | |
| | | Totals: | 23 | \$245,800.00 | |
| Madison (Florida) | 6 | <u>Claimant Type</u> | <u>Claims Paid</u> | <u>Amount Paid</u> | Payments in County |
| | | Resident of County | 1 | \$2,100.00 | <ul style="list-style-type: none"> ■ Resident ■ Loss |
| | | Claim Loss in County | 1 | \$1,200.00 | |
| | | Totals: | 2 | \$3,300.00 | |
| Manatee (Florida) | 217 | <u>Claimant Type</u> | <u>Claims Paid</u> | <u>Amount Paid</u> | Payments in County |
| | | Resident of County | 17 | \$451,000.00 | <ul style="list-style-type: none"> ■ Resident ■ Loss ■ Both |
| | | Resident and Loss in County | 46 | \$1,934,600.00 | |
| | | Claim Loss in County | 20 | \$533,800.00 | |
| | | Totals: | 83 | \$2,919,400.00 | |
| Marion (Florida) | 49 | <u>Claimant Type</u> | <u>Claims Paid</u> | <u>Amount Paid</u> | Payments in County |
| | | Resident of County | 9 | \$97,500.00 | <ul style="list-style-type: none"> ■ Resident ■ Loss ■ Both |
| | | Resident and Loss in County | 1 | \$20,200.00 | |
| | | Claim Loss in County | 1 | \$26,000.00 | |
| | | Totals: | 11 | \$143,700.00 | |

GCCF Program Statistics - Overall Summary

(as of October 21, 2010, 5:05 PM ET)

| County (Florida) | Total Claims | Claimant Type | Claims Paid | Amount Paid | Payments in County |
|----------------------|--------------|-----------------------------|--------------------|---------------------|--|
| Martin (Florida) | 23 | <u>Claimant Type</u> | <u>Claims Paid</u> | <u>Amount Paid</u> | <ul style="list-style-type: none"> Resident Both |
| | | Resident of County | 2 | \$27,200.00 | |
| | | Resident and Loss in County | 5 | \$109,500.00 | |
| | | Totals: | 7 | \$136,700.00 | |
| Miami-dade (Florida) | 457 | <u>Claimant Type</u> | <u>Claims Paid</u> | <u>Amount Paid</u> | <ul style="list-style-type: none"> Resident Loss Both |
| | | Resident of County | 30 | \$438,600.00 | |
| | | Resident and Loss in County | 17 | \$578,800.00 | |
| | | Claim Loss in County | 11 | \$285,000.00 | |
| Totals: | 58 | \$1,302,400.00 | | | |
| Monroe (Florida) | 2,037 | <u>Claimant Type</u> | <u>Claims Paid</u> | <u>Amount Paid</u> | <ul style="list-style-type: none"> Resident Loss Both |
| | | Resident of County | 24 | \$574,700.00 | |
| | | Resident and Loss in County | 601 | \$16,102,600.00 | |
| | | Claim Loss in County | 35 | \$456,500.00 | |
| Totals: | 660 | \$17,133,800.00 | | | |
| Nassau (Florida) | 11 | <u>Claimant Type</u> | <u>Claims Paid</u> | <u>Amount Paid</u> | <ul style="list-style-type: none"> Resident Loss Both |
| | | Resident of County | 3 | \$65,200.00 | |
| | | Resident and Loss in County | 2 | \$31,100.00 | |
| | | Claim Loss in County | 1 | \$30,000.00 | |
| Totals: | 6 | \$126,300.00 | | | |
| Okaloosa (Florida) | 16,765 | <u>Claimant Type</u> | <u>Claims Paid</u> | <u>Amount Paid</u> | <ul style="list-style-type: none"> Resident Loss Both |
| | | Resident of County | 1,055 | \$13,910,000.00 | |
| | | Resident and Loss in County | 5,594 | \$100,565,500.00 | |
| | | Claim Loss in County | 2,627 | \$33,531,200.00 | |
| Totals: | 9,276 | \$148,006,700.00 | | | |

GCCF Program Statistics - Overall Summary (as of October 21, 2010, 5:05 PM ET)






| County (Florida) | Total Claims | Claimant Type | Claims Paid | Amount Paid | Payments in County |
|----------------------|--------------|-----------------------------|--------------------|---------------------|--|
| Okeechobee (Florida) | 5 | <u>Claimant Type</u> | <u>Claims Paid</u> | <u>Amount Paid</u> |  <ul style="list-style-type: none"> Loss |
| | | Claim Loss in County | 1 | \$5,000.00 | |
| | | Totals: | 1 | \$5,000.00 | |
| | | | | | |
| Orange (Florida) | 229 | <u>Claimant Type</u> | <u>Claims Paid</u> | <u>Amount Paid</u> |  <ul style="list-style-type: none"> Resident Both |
| | | Resident of County | 51 | \$774,400.00 | |
| | | Resident and Loss in County | 6 | \$185,000.00 | |
| | | Totals: | 57 | \$959,400.00 | |
| Osceola (Florida) | 18 | <u>Claimant Type</u> | <u>Claims Paid</u> | <u>Amount Paid</u> |  <ul style="list-style-type: none"> Resident |
| | | Resident of County | 4 | \$33,600.00 | |
| | | Totals: | 4 | \$33,600.00 | |
| | | | | | |
| Palm Beach (Florida) | 160 | <u>Claimant Type</u> | <u>Claims Paid</u> | <u>Amount Paid</u> |  <ul style="list-style-type: none"> Resident Loss Both |
| | | Resident of County | 15 | \$225,000.00 | |
| | | Resident and Loss in County | 9 | \$455,500.00 | |
| | | Claim Loss in County | 3 | \$21,300.00 | |
| Totals: | 27 | \$701,800.00 | | | |
| Pasco (Florida) | 358 | <u>Claimant Type</u> | <u>Claims Paid</u> | <u>Amount Paid</u> |  <ul style="list-style-type: none"> Resident Loss Both |
| | | Resident of County | 72 | \$1,165,000.00 | |
| | | Resident and Loss in County | 93 | \$2,512,300.00 | |
| | | Claim Loss in County | 18 | \$299,700.00 | |
| Totals: | 183 | \$3,977,000.00 | | | |

GCCF Program Statistics - Overall Summary

(as of October 21, 2010, 5:05 PM ET)

| County (Florida) | Total Claims | Claimant Type | Claims Paid | Amount Paid | Payments in County |
|-----------------------------|--------------|-----------------------------|--------------------|------------------------|--|
| Pinellas (Florida) | 1,590 | <u>Claimant Type</u> | <u>Claims Paid</u> | <u>Amount Paid</u> | <p>Payments in County</p> <ul style="list-style-type: none"> Resident Loss Both |
| | | Resident of County | 45 | \$1,335,100.00 | |
| | | Resident and Loss in County | 504 | \$8,907,300.00 | |
| | | Claim Loss in County | 104 | \$1,465,000.00 | |
| | | Totals: | 653 | \$11,707,400.00 | |
| Polk (Florida) | 95 | <u>Claimant Type</u> | <u>Claims Paid</u> | <u>Amount Paid</u> | <p>Payments in County</p> <ul style="list-style-type: none"> Resident Loss Both |
| | | Resident of County | 11 | \$139,400.00 | |
| | | Resident and Loss in County | 5 | \$145,000.00 | |
| | | Claim Loss in County | 1 | \$9,200.00 | |
| | | Totals: | 17 | \$293,600.00 | |
| Putnam (Florida) | 9 | <u>Claimant Type</u> | <u>Claims Paid</u> | <u>Amount Paid</u> | <p>Payments in County</p> <ul style="list-style-type: none"> Both |
| | | Resident and Loss in County | 2 | \$51,500.00 | |
| | | Totals: | 2 | \$51,500.00 | |
| Santa Rosa (Florida) | 5,828 | <u>Claimant Type</u> | <u>Claims Paid</u> | <u>Amount Paid</u> | <p>Payments in County</p> <ul style="list-style-type: none"> Resident Loss Both |
| | | Resident of County | 740 | \$8,829,700.00 | |
| | | Resident and Loss in County | 1,368 | \$29,870,200.00 | |
| | | Claim Loss in County | 1,019 | \$12,399,400.00 | |
| | | Totals: | 3,127 | \$51,099,300.00 | |
| Sarasota (Florida) | 211 | <u>Claimant Type</u> | <u>Claims Paid</u> | <u>Amount Paid</u> | <p>Payments in County</p> <ul style="list-style-type: none"> Resident Loss Both |
| | | Resident of County | 10 | \$79,200.00 | |
| | | Resident and Loss in County | 31 | \$919,700.00 | |
| | | Claim Loss in County | 8 | \$88,300.00 | |
| | | Totals: | 49 | \$1,087,200.00 | |

GCCF Program Statistics - Overall Summary (as of October 21, 2010, 5:05 PM ET)

| County (Florida) | Total Claims | Claimant Type | Claims Paid | Amount Paid | Payments in County |
|---------------------|--------------|-----------------------------|--------------------|---------------------|--|
| Seminole (Florida) | 47 | <u>Claimant Type</u> | <u>Claims Paid</u> | <u>Amount Paid</u> | Payments in County  <ul style="list-style-type: none"> Resident |
| | | Resident of County | 13 | \$189,300.00 | |
| | | Totals: | 13 | \$189,300.00 | |
| St. Johns (Florida) | 33 | <u>Claimant Type</u> | <u>Claims Paid</u> | <u>Amount Paid</u> | Payments in County  <ul style="list-style-type: none"> Resident Both |
| | | Resident of County | 7 | \$133,500.00 | |
| | | Resident and Loss in County | 4 | \$76,500.00 | |
| Totals: | 11 | \$210,000.00 | | | |
| St. Lucie (Florida) | 28 | <u>Claimant Type</u> | <u>Claims Paid</u> | <u>Amount Paid</u> | Payments in County  <ul style="list-style-type: none"> Resident Both |
| | | Resident of County | 3 | \$66,500.00 | |
| | | Resident and Loss in County | 1 | \$60,000.00 | |
| Totals: | 4 | \$126,500.00 | | | |
| Sumter (Florida) | 12 | <u>Claimant Type</u> | <u>Claims Paid</u> | <u>Amount Paid</u> | Payments in County  <ul style="list-style-type: none"> Resident |
| | | Resident of County | 6 | \$149,600.00 | |
| | | Totals: | 6 | \$149,600.00 | |
| Suwannee (Florida) | 7 | <u>Claimant Type</u> | <u>Claims Paid</u> | <u>Amount Paid</u> | Payments in County  <ul style="list-style-type: none"> Resident |
| | | Resident of County | 1 | \$3,200.00 | |
| | | Totals: | 1 | \$3,200.00 | |

GCCF Program Statistics - Overall Summary (as of October 21, 2010, 5:05 PM ET)

| County (Florida) | Total Claims | Claimant Type | Claims Paid | Amount Paid | Payments in County |
|--------------------------|--------------|-----------------------------|--------------------|---------------------|--------------------|
| Taylor (Florida) | 61 | <u>Claimant Type</u> | <u>Claims Paid</u> | <u>Amount Paid</u> | |
| | | Resident of County | 8 | \$298,200.00 | |
| | | Resident and Loss in County | 33 | \$1,269,800.00 | |
| | | Claim Loss in County | 1 | \$4,800.00 | |
| Totals: | 42 | \$1,572,800.00 | | | |
| Unknown (Florida) | 102 | <u>Claimant Type</u> | <u>Claims Paid</u> | <u>Amount Paid</u> | |
| | | Resident of County | 31 | \$706,100.00 | |
| | | Totals: | 31 | \$706,100.00 | |
| Volusia (Florida) | 61 | <u>Claimant Type</u> | <u>Claims Paid</u> | <u>Amount Paid</u> | |
| | | Resident of County | 5 | \$184,100.00 | |
| | | Resident and Loss in County | 4 | \$482,000.00 | |
| | | Claim Loss in County | 3 | \$33,800.00 | |
| Totals: | 12 | \$699,900.00 | | | |
| Wakulla (Florida) | 477 | <u>Claimant Type</u> | <u>Claims Paid</u> | <u>Amount Paid</u> | |
| | | Resident of County | 33 | \$816,300.00 | |
| | | Resident and Loss in County | 269 | \$5,762,100.00 | |
| | | Claim Loss in County | 26 | \$649,000.00 | |
| Totals: | 328 | \$7,227,400.00 | | | |
| Walton (Florida) | 8,049 | <u>Claimant Type</u> | <u>Claims Paid</u> | <u>Amount Paid</u> | |
| | | Resident of County | 750 | \$14,391,500.00 | |
| | | Resident and Loss in County | 2,236 | \$42,011,900.00 | |
| | | Claim Loss in County | 1,746 | \$20,235,700.00 | |
| Totals: | 4,732 | \$76,639,100.00 | | | |

GCCF Program Statistics - Overall Summary

(as of October 21, 2010, 5:05 PM ET)


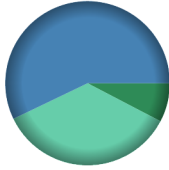

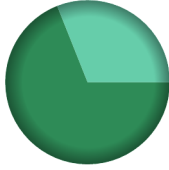
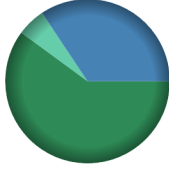
| County | Total Claims | Claimant Type | Claims Paid | Amount Paid | Payments in County |
|-------------------------------|--------------|-----------------------------|--------------------|--------------------|--|
| Washington (Florida) | 663 | <u>Claimant Type</u> | <u>Claims Paid</u> | <u>Amount Paid</u> | <p>Payments in County</p> <ul style="list-style-type: none"> Resident Loss Both |
| | | Resident of County | 157 | \$1,428,200.00 | |
| | | Resident and Loss in County | 23 | \$318,700.00 | |
| | | Claim Loss in County | 6 | \$62,500.00 | |
| Totals: | 186 | \$1,809,400.00 | | | |
| Acadia (Louisiana) | 84 | <u>Claimant Type</u> | <u>Claims Paid</u> | <u>Amount Paid</u> | <p>Payments in County</p> <ul style="list-style-type: none"> Resident Loss Both |
| | | Resident of County | 11 | \$274,000.00 | |
| | | Resident and Loss in County | 7 | \$290,600.00 | |
| | | Claim Loss in County | 4 | \$70,900.00 | |
| Totals: | 22 | \$635,500.00 | | | |
| Allen (Louisiana) | 38 | <u>Claimant Type</u> | <u>Claims Paid</u> | <u>Amount Paid</u> | <p>Payments in County</p> <ul style="list-style-type: none"> Resident Loss |
| | | Resident of County | 1 | \$30,000.00 | |
| | | Claim Loss in County | 2 | \$38,600.00 | |
| Totals: | 3 | \$68,600.00 | | | |
| Ascension (Louisiana) | 378 | <u>Claimant Type</u> | <u>Claims Paid</u> | <u>Amount Paid</u> | <p>Payments in County</p> <ul style="list-style-type: none"> Resident Loss Both |
| | | Resident of County | 37 | \$552,300.00 | |
| | | Resident and Loss in County | 10 | \$302,900.00 | |
| | | Claim Loss in County | 1 | \$6,100.00 | |
| Totals: | 48 | \$861,300.00 | | | |
| Assumption (Louisiana) | 280 | <u>Claimant Type</u> | <u>Claims Paid</u> | <u>Amount Paid</u> | <p>Payments in County</p> <ul style="list-style-type: none"> Resident Loss Both |
| | | Resident of County | 17 | \$381,900.00 | |
| | | Resident and Loss in County | 40 | \$904,600.00 | |
| | | Claim Loss in County | 7 | \$117,500.00 | |
| Totals: | 64 | \$1,404,000.00 | | | |

GCCF Program Statistics - Overall Summary

(as of October 21, 2010, 5:05 PM ET)

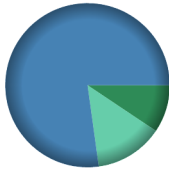




| Parish (Louisiana) | Total Claims | Claimant Type | Claims Paid | Amount Paid | Payments in County |
|-------------------------------|--------------|-----------------------------|--------------------|-----------------------|--------------------|
| Avoyelles (Louisiana) | 71 | <u>Claimant Type</u> | <u>Claims Paid</u> | <u>Amount Paid</u> | |
| | | Resident of County | 11 | \$136,200.00 | |
| | | Resident and Loss in County | 11 | \$641,800.00 | |
| | | Claim Loss in County | 1 | \$8,200.00 | |
| Totals: | 23 | \$786,200.00 | | | |
| Beauregard (Louisiana) | 16 | <u>Claimant Type</u> | <u>Claims Paid</u> | <u>Amount Paid</u> | |
| | | Resident of County | 3 | \$135,200.00 | |
| | | Resident and Loss in County | 4 | \$76,000.00 | |
| | | Totals: | 7 | \$211,200.00 | |
| Bossier (Louisiana) | 28 | <u>Claimant Type</u> | <u>Claims Paid</u> | <u>Amount Paid</u> | |
| | | Resident of County | 5 | \$62,500.00 | |
| | | Totals: | 5 | \$62,500.00 | |
| Caddo (Louisiana) | 58 | <u>Claimant Type</u> | <u>Claims Paid</u> | <u>Amount Paid</u> | |
| | | Resident of County | 11 | \$116,200.00 | |
| | | Totals: | 11 | \$116,200.00 | |
| Calcasieu (Louisiana) | 581 | <u>Claimant Type</u> | <u>Claims Paid</u> | <u>Amount Paid</u> | |
| | | Resident of County | 107 | \$2,914,500.00 | |
| | | Resident and Loss in County | 89 | \$2,142,100.00 | |
| | | Claim Loss in County | 19 | \$419,600.00 | |
| | | Totals: | 215 | \$5,476,200.00 | |

GCCF Program Statistics - Overall Summary (as of October 21, 2010, 5:05 PM ET)

| County (Louisiana) | Total Claims | Claimant Type | Claims Paid | Amount Paid | Payments in County |
|--------------------|--------------|-----------------------------|--------------------|-----------------------|--|
| Caldwell | 6 | <u>Claimant Type</u> | <u>Claims Paid</u> | <u>Amount Paid</u> | Payments in County  <ul style="list-style-type: none"> Resident |
| | | Resident of County | 2 | \$7,300.00 | |
| | | Totals: | 2 | \$7,300.00 | |
| | | | | | |
| Cameron | 318 | <u>Claimant Type</u> | <u>Claims Paid</u> | <u>Amount Paid</u> | Payments in County  <ul style="list-style-type: none"> Resident Loss Both |
| | | Resident of County | 18 | \$472,500.00 | |
| | | Resident and Loss in County | 127 | \$3,522,700.00 | |
| | | Claim Loss in County | 79 | \$2,170,300.00 | |
| | | Totals: | 224 | \$6,165,500.00 | |
| Claiborne | 3 | <u>Claimant Type</u> | <u>Claims Paid</u> | <u>Amount Paid</u> | Payments in County  <ul style="list-style-type: none"> Loss |
| | | Claim Loss in County | 1 | \$80,400.00 | |
| | | Totals: | 1 | \$80,400.00 | |
| Concordia | 27 | <u>Claimant Type</u> | <u>Claims Paid</u> | <u>Amount Paid</u> | Payments in County  <ul style="list-style-type: none"> Resident Both |
| | | Resident of County | 3 | \$155,700.00 | |
| | | Resident and Loss in County | 2 | \$70,000.00 | |
| | | Totals: | 5 | \$225,700.00 | |
| E. Baton Rouge | 1,579 | <u>Claimant Type</u> | <u>Claims Paid</u> | <u>Amount Paid</u> | Payments in County  <ul style="list-style-type: none"> Resident Loss Both |
| | | Resident of County | 138 | \$2,367,700.00 | |
| | | Resident and Loss in County | 46 | \$1,352,600.00 | |
| | | Claim Loss in County | 12 | \$219,600.00 | |
| | | Totals: | 196 | \$3,939,900.00 | |

GCCF Program Statistics - Overall Summary

(as of October 21, 2010, 5:05 PM ET)

| Claimant | Count | Claimant Type | Claims Paid | Amount Paid | Payments in County |
|---------------------------------|------------|-----------------------------|--------------------|------------------------|--|
| E. Feliciana (Louisiana) | 22 | <u>Claimant Type</u> | <u>Claims Paid</u> | <u>Amount Paid</u> | Payments in County  <ul style="list-style-type: none"> ■ Resident ■ Loss ■ Both |
| | | Resident of County | 1 | \$14,000.00 | |
| | | Resident and Loss in County | 3 | \$115,000.00 | |
| | | Claim Loss in County | 1 | \$20,000.00 | |
| Totals: | 5 | \$149,000.00 | | | |
| Evangeline (Louisiana) | 36 | <u>Claimant Type</u> | <u>Claims Paid</u> | <u>Amount Paid</u> | Payments in County  <ul style="list-style-type: none"> ■ Resident ■ Both |
| | | Resident of County | 5 | \$103,900.00 | |
| | | Resident and Loss in County | 4 | \$70,300.00 | |
| | | Totals: | 9 | \$174,200.00 | |
| Franklin (Louisiana) | 7 | <u>Claimant Type</u> | <u>Claims Paid</u> | <u>Amount Paid</u> | Payments in County  <ul style="list-style-type: none"> ■ Resident |
| | | Resident of County | 2 | \$31,200.00 | |
| | | Totals: | 2 | \$31,200.00 | |
| Grant (Louisiana) | 11 | <u>Claimant Type</u> | <u>Claims Paid</u> | <u>Amount Paid</u> | Payments in County  <ul style="list-style-type: none"> ■ Resident ■ Loss |
| | | Resident of County | 1 | \$15,500.00 | |
| | | Claim Loss in County | 1 | \$10,000.00 | |
| | | Totals: | 2 | \$25,500.00 | |
| Iberia (Louisiana) | 821 | <u>Claimant Type</u> | <u>Claims Paid</u> | <u>Amount Paid</u> | Payments in County  <ul style="list-style-type: none"> ■ Resident ■ Loss ■ Both |
| | | Resident of County | 104 | \$3,232,500.00 | |
| | | Resident and Loss in County | 211 | \$5,341,300.00 | |
| | | Claim Loss in County | 96 | \$2,455,700.00 | |
| | | Totals: | 411 | \$11,029,500.00 | |

GCCF Program Statistics - Overall Summary

(as of October 21, 2010, 5:05 PM ET)

| County (Louisiana) | Total Claims | Claimant Type | Claims Paid | Amount Paid | Payments in County |
|------------------------------------|--------------|------------------------------|--------------------|-------------------------|--------------------|
| Iberville (Louisiana) | 162 | <u>Claimant Type</u> | <u>Claims Paid</u> | <u>Amount Paid</u> | |
| | | Resident of County | 9 | \$270,200.00 | |
| | | Resident and Loss in County | 28 | \$668,600.00 | |
| | | Claim Loss in County | 5 | \$130,300.00 | |
| | | Totals: | 42 | \$1,069,100.00 | |
| Jackson (Louisiana) | 3 | <u>Claimant Type</u> | <u>Claims Paid</u> | <u>Amount Paid</u> | |
| | | Resident of County | 1 | \$18,600.00 | |
| | | Resident and Loss in County | 1 | \$4,500.00 | |
| | | Totals: | 2 | \$23,100.00 | |
| | | Jefferson (Louisiana) | 32,429 | <u>Claimant Type</u> | |
| Resident of County | 2,310 | | | \$33,493,880.32 | |
| Resident and Loss in County | 3,671 | | | \$72,781,700.00 | |
| Claim Loss in County | 1,508 | | | \$21,975,485.21 | |
| Totals: | 7,489 | | | \$128,251,065.53 | |
| Jefferson Davis (Louisiana) | 40 | <u>Claimant Type</u> | <u>Claims Paid</u> | <u>Amount Paid</u> | |
| | | Resident of County | 5 | \$53,700.00 | |
| | | Resident and Loss in County | 8 | \$231,500.00 | |
| | | Claim Loss in County | 2 | \$65,000.00 | |
| | | Totals: | 15 | \$350,200.00 | |
| Lafayette (Louisiana) | 1,046 | <u>Claimant Type</u> | <u>Claims Paid</u> | <u>Amount Paid</u> | |
| | | Resident of County | 181 | \$4,574,700.00 | |
| | | Resident and Loss in County | 119 | \$3,609,600.00 | |
| | | Claim Loss in County | 75 | \$1,833,300.00 | |
| | | Totals: | 375 | \$10,017,600.00 | |

GCCF Program Statistics - Overall Summary (as of October 21, 2010, 5:05 PM ET)



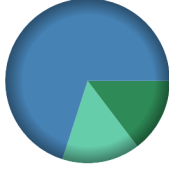
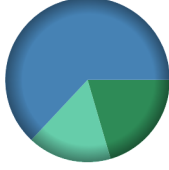

| County (Louisiana) | Total Claims | Claimant Type | Claims Paid | Amount Paid | Payments in County |
|---------------------|--------------|-----------------------------|--------------------|------------------------|--------------------|
| Lafourche | 2,381 | <u>Claimant Type</u> | <u>Claims Paid</u> | <u>Amount Paid</u> | |
| | | Resident of County | 175 | \$3,685,500.00 | |
| | | Resident and Loss in County | 966 | \$32,715,700.00 | |
| | | Claim Loss in County | 228 | \$4,575,380.32 | |
| | | Totals: | 1,369 | \$40,976,580.32 | |
| Lincoln | 17 | <u>Claimant Type</u> | <u>Claims Paid</u> | <u>Amount Paid</u> | |
| | | Resident of County | 4 | \$133,100.00 | |
| | | Totals: | 4 | \$133,100.00 | |
| Livingston | 230 | <u>Claimant Type</u> | <u>Claims Paid</u> | <u>Amount Paid</u> | |
| | | Resident of County | 42 | \$996,100.00 | |
| | | Resident and Loss in County | 20 | \$781,800.00 | |
| | | Claim Loss in County | 5 | \$95,000.00 | |
| | | Totals: | 67 | \$1,872,900.00 | |
| Madison | 3 | <u>Claimant Type</u> | <u>Claims Paid</u> | <u>Amount Paid</u> | |
| | | Resident of County | 1 | \$16,200.00 | |
| | | Totals: | 1 | \$16,200.00 | |
| Natchitoches | 13 | <u>Claimant Type</u> | <u>Claims Paid</u> | <u>Amount Paid</u> | |
| | | Resident of County | 3 | \$61,000.00 | |
| | | Resident and Loss in County | 2 | \$48,400.00 | |
| | | Totals: | 5 | \$109,400.00 | |

GCCF Program Statistics - Overall Summary

(as of October 21, 2010, 5:05 PM ET)

| Parish (Louisiana) | Total Claims | Claimant Type | Claims Paid | Amount Paid | Payments in County |
|----------------------------------|---------------|-----------------------------|-------------------------|--------------------|--------------------|
| Orleans (Louisiana) | 42,547 | <u>Claimant Type</u> | <u>Claims Paid</u> | <u>Amount Paid</u> | |
| | | Resident of County | 1,227 | \$16,151,200.00 | |
| | | Resident and Loss in County | 6,615 | \$86,670,700.00 | |
| | | Claim Loss in County | 2,730 | \$37,460,500.00 | |
| Totals: | | 10,572 | \$140,282,400.00 | | |
| Ouachita (Louisiana) | 79 | <u>Claimant Type</u> | <u>Claims Paid</u> | <u>Amount Paid</u> | |
| | | Resident of County | 20 | \$278,000.00 | |
| | | Resident and Loss in County | 4 | \$104,600.00 | |
| | | Totals: | | 24 | |
| Plaquemines (Louisiana) | 3,339 | <u>Claimant Type</u> | <u>Claims Paid</u> | <u>Amount Paid</u> | |
| | | Resident of County | 136 | \$4,125,700.00 | |
| | | Resident and Loss in County | 1,054 | \$59,478,700.00 | |
| | | Claim Loss in County | 571 | \$17,384,200.00 | |
| Totals: | | 1,761 | \$80,988,600.00 | | |
| Pointe Coupee (Louisiana) | 30 | <u>Claimant Type</u> | <u>Claims Paid</u> | <u>Amount Paid</u> | |
| | | Resident of County | 4 | \$120,800.00 | |
| | | Resident and Loss in County | 2 | \$30,000.00 | |
| | | Totals: | | 6 | |
| Rapides (Louisiana) | 140 | <u>Claimant Type</u> | <u>Claims Paid</u> | <u>Amount Paid</u> | |
| | | Resident of County | 17 | \$322,000.00 | |
| | | Resident and Loss in County | 5 | \$309,800.00 | |
| | | Totals: | | 22 | |

GCCF Program Statistics - Overall Summary (as of October 21, 2010, 5:05 PM ET)

| County (Louisiana) | Total Claims | Claimant Type | Claims Paid | Amount Paid | Payments in County |
|--------------------|--------------|-----------------------------|--------------------|------------------------|---|
| Richland | 5 | <u>Claimant Type</u> | <u>Claims Paid</u> | <u>Amount Paid</u> | Payments in County  |
| | | Resident of County | 3 | \$114,400.00 | |
| | | Totals: | 3 | \$114,400.00 | |
| | | | | | |
| Sabine | 8 | <u>Claimant Type</u> | <u>Claims Paid</u> | <u>Amount Paid</u> | Payments in County  |
| | | Resident of County | 1 | \$16,800.00 | |
| | | Totals: | 1 | \$16,800.00 | |
| | | | | | |
| St. Bernard | 3,102 | <u>Claimant Type</u> | <u>Claims Paid</u> | <u>Amount Paid</u> | Payments in County  |
| | | Resident of County | 307 | \$4,481,000.00 | |
| | | Resident and Loss in County | 680 | \$21,418,300.00 | |
| | | Claim Loss in County | 165 | \$4,679,600.00 | |
| | | Totals: | 1,152 | \$30,578,900.00 | |
| St. Charles | 2,317 | <u>Claimant Type</u> | <u>Claims Paid</u> | <u>Amount Paid</u> | Payments in County  |
| | | Resident of County | 154 | \$2,061,800.00 | |
| | | Resident and Loss in County | 219 | \$6,345,500.00 | |
| | | Claim Loss in County | 97 | \$1,660,000.00 | |
| | | Totals: | 470 | \$10,067,300.00 | |
| St. Helena | 24 | <u>Claimant Type</u> | <u>Claims Paid</u> | <u>Amount Paid</u> | Payments in County  |
| | | Resident of County | 3 | \$50,500.00 | |
| | | Claim Loss in County | 1 | \$25,000.00 | |
| | | Totals: | 4 | \$75,500.00 | |

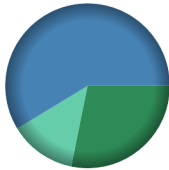
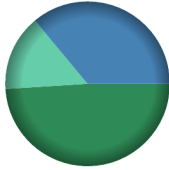
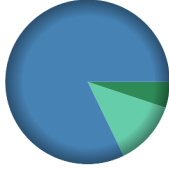
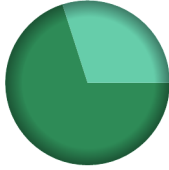

GCCF Program Statistics - Overall Summary

(as of October 21, 2010, 5:05 PM ET)

| Parish (Louisiana) | Total Claims | Claimant Type | Claims Paid | Amount Paid | Payments in County |
|---|--------------|-----------------------------|--------------------|------------------------|---|
| St. James (Louisiana) | 399 | <u>Claimant Type</u> | <u>Claims Paid</u> | <u>Amount Paid</u> | <ul style="list-style-type: none"> ■ Resident ■ Loss ■ Both |
| | | Resident of County | 9 | \$222,400.00 | |
| | | Resident and Loss in County | 8 | \$201,500.00 | |
| | | Claim Loss in County | 1 | \$51,300.00 | |
| | | Totals: | 18 | \$475,200.00 | |
| St. John The Baptist (Louisiana) | 2,836 | <u>Claimant Type</u> | <u>Claims Paid</u> | <u>Amount Paid</u> | <ul style="list-style-type: none"> ■ Resident ■ Loss ■ Both |
| | | Resident of County | 110 | \$1,265,900.00 | |
| | | Resident and Loss in County | 62 | \$1,546,100.00 | |
| | | Claim Loss in County | 27 | \$328,000.00 | |
| | | Totals: | 199 | \$3,140,000.00 | |
| St. Landry (Louisiana) | 138 | <u>Claimant Type</u> | <u>Claims Paid</u> | <u>Amount Paid</u> | <ul style="list-style-type: none"> ■ Resident ■ Loss ■ Both |
| | | Resident of County | 17 | \$366,100.00 | |
| | | Resident and Loss in County | 14 | \$442,400.00 | |
| | | Claim Loss in County | 4 | \$104,300.00 | |
| | | Totals: | 35 | \$912,800.00 | |
| St. Martin (Louisiana) | 496 | <u>Claimant Type</u> | <u>Claims Paid</u> | <u>Amount Paid</u> | <ul style="list-style-type: none"> ■ Resident ■ Loss ■ Both |
| | | Resident of County | 50 | \$1,020,700.00 | |
| | | Resident and Loss in County | 184 | \$3,938,950.00 | |
| | | Claim Loss in County | 14 | \$211,100.00 | |
| | | Totals: | 248 | \$5,170,750.00 | |
| St. Mary (Louisiana) | 1,098 | <u>Claimant Type</u> | <u>Claims Paid</u> | <u>Amount Paid</u> | <ul style="list-style-type: none"> ■ Resident ■ Loss ■ Both |
| | | Resident of County | 96 | \$2,154,500.00 | |
| | | Resident and Loss in County | 303 | \$7,943,800.00 | |
| | | Claim Loss in County | 149 | \$5,029,200.00 | |
| | | Totals: | 548 | \$15,127,500.00 | |

GCCF Program Statistics - Overall Summary

(as of October 21, 2010, 5:05 PM ET)






| St. Tammany (Louisiana) | 4,475 | <u>Claimant Type</u> | <u>Claims Paid</u> | <u>Amount Paid</u> | Payments in County |
|-------------------------|-------|-----------------------------|--------------------|------------------------|---|
| | | Resident of County | 481 | \$8,984,200.00 |  <ul style="list-style-type: none"> ■ Resident ■ Loss ■ Both |
| | | Resident and Loss in County | 720 | \$18,703,200.00 | |
| | | Claim Loss in County | 222 | \$4,185,865.00 | |
| | | Totals: | 1,423 | \$31,873,265.00 | |
| Tangipahoa (Louisiana) | 998 | <u>Claimant Type</u> | <u>Claims Paid</u> | <u>Amount Paid</u> | Payments in County |
| | | Resident of County | 106 | \$2,390,200.00 |  <ul style="list-style-type: none"> ■ Resident ■ Loss ■ Both |
| | | Resident and Loss in County | 86 | \$1,758,200.00 | |
| | | Claim Loss in County | 23 | \$728,700.00 | |
| | | Totals: | 215 | \$4,877,100.00 | |
| Terrebonne (Louisiana) | 4,192 | <u>Claimant Type</u> | <u>Claims Paid</u> | <u>Amount Paid</u> | Payments in County |
| | | Resident of County | 147 | \$3,338,785.21 |  <ul style="list-style-type: none"> ■ Resident ■ Loss ■ Both |
| | | Resident and Loss in County | 1,965 | \$53,897,900.00 | |
| | | Claim Loss in County | 329 | \$8,313,200.00 | |
| | | Totals: | 2,441 | \$65,549,885.21 | |
| Union (Louisiana) | 8 | <u>Claimant Type</u> | <u>Claims Paid</u> | <u>Amount Paid</u> | Payments in County |
| | | Resident of County | 2 | \$95,500.00 |  <ul style="list-style-type: none"> ■ Resident ■ Both |
| | | Resident and Loss in County | 1 | \$40,800.00 | |
| | | Totals: | 3 | \$136,300.00 | |
| Unknown (Louisiana) | 211 | <u>Claimant Type</u> | <u>Claims Paid</u> | <u>Amount Paid</u> | Payments in County |
| | | Resident of County | 46 | \$903,200.00 |  <ul style="list-style-type: none"> ■ Resident |
| | | Totals: | 46 | \$903,200.00 | |

GCCF Program Statistics - Overall Summary (as of October 21, 2010, 5:05 PM ET)

| County (Louisiana) | Total Claims | Claimant Type | Claims Paid | Amount Paid | Payments in County |
|-----------------------------------|--------------|-----------------------------|------------------------|--------------------|--------------------|
| Vermilion (Louisiana) | 1,133 | <u>Claimant Type</u> | <u>Claims Paid</u> | <u>Amount Paid</u> | |
| | | Resident of County | 107 | \$2,393,800.00 | |
| | | Resident and Loss in County | 525 | \$12,668,700.00 | |
| | | Claim Loss in County | 165 | \$22,249,500.00 | |
| Totals: | | 797 | \$37,312,000.00 | | |
| Vernon (Louisiana) | 15 | <u>Claimant Type</u> | <u>Claims Paid</u> | <u>Amount Paid</u> | |
| | | Resident of County | 1 | \$10,000.00 | |
| | | Claim Loss in County | 3 | \$124,000.00 | |
| | | Totals: | | 4 | |
| W. Baton Rouge (Louisiana) | 58 | <u>Claimant Type</u> | <u>Claims Paid</u> | <u>Amount Paid</u> | |
| | | Resident and Loss in County | 1 | \$28,100.00 | |
| | | Claim Loss in County | 1 | \$3,700.00 | |
| | | Totals: | | 2 | |
| W. Feliciana (Louisiana) | 13 | <u>Claimant Type</u> | <u>Claims Paid</u> | <u>Amount Paid</u> | |
| | | Resident of County | 1 | \$8,000.00 | |
| | | Totals: | | 1 | |
| Washington (Louisiana) | 145 | <u>Claimant Type</u> | <u>Claims Paid</u> | <u>Amount Paid</u> | |
| | | Resident of County | 20 | \$591,900.00 | |
| | | Resident and Loss in County | 11 | \$541,800.00 | |
| | | Claim Loss in County | 1 | \$9,000.00 | |
| | | Totals: | | 32 | |

GCCF Program Statistics - Overall Summary

(as of October 21, 2010, 5:05 PM ET)

| County | Total Claims | Claimant Type | Claims Paid | Amount Paid | Payments in County |
|-------------------------|--------------|--------------------|-------------|--------------------|--|
| Webster (Louisiana) | 7 | Resident of County | 1 | \$91,000.00 |  ■ Resident |
| | | Totals: | 1 | \$91,000.00 | |
| | | | | | |
| Amite (Mississippi) | 15 | Resident of County | 1 | \$22,100.00 |  ■ Resident |
| | | Totals: | 1 | \$22,100.00 | |
| | | | | | |
| Calhoun (Mississippi) | 3 | Resident of County | 1 | \$55,000.00 |  ■ Resident |
| | | Totals: | 1 | \$55,000.00 | |
| | | | | | |
| Chickasaw (Mississippi) | 1 | Resident of County | 1 | \$6,000.00 |  ■ Resident |
| | | Totals: | 1 | \$6,000.00 | |
| | | | | | |
| Claiborne (Mississippi) | 6 | Resident of County | 1 | \$17,600.00 |  ■ Resident |
| | | Totals: | 1 | \$17,600.00 | |
| | | | | | |

GCCF Program Statistics - Overall Summary (as of October 21, 2010, 5:05 PM ET)

| County (Mississippi) | Total Claims | Claimant Type | Claims Paid | Amount Paid | Payments in County |
|----------------------|--------------|-----------------------------|--------------------|---------------------|--|
| Clarke | 39 | <u>Claimant Type</u> | <u>Claims Paid</u> | <u>Amount Paid</u> |  <ul style="list-style-type: none"> Resident |
| | | Resident of County | 4 | \$112,900.00 | |
| | | Totals: | 4 | \$112,900.00 | |
| Coahoma | 3 | <u>Claimant Type</u> | <u>Claims Paid</u> | <u>Amount Paid</u> |  <ul style="list-style-type: none"> Resident |
| | | Resident of County | 1 | \$35,000.00 | |
| | | Totals: | 1 | \$35,000.00 | |
| Covington | 61 | <u>Claimant Type</u> | <u>Claims Paid</u> | <u>Amount Paid</u> |  <ul style="list-style-type: none"> Resident |
| | | Resident of County | 2 | \$39,400.00 | |
| | | Totals: | 2 | \$39,400.00 | |
| Desoto | 26 | <u>Claimant Type</u> | <u>Claims Paid</u> | <u>Amount Paid</u> |  <ul style="list-style-type: none"> Resident |
| | | Resident of County | 15 | \$171,100.00 | |
| | | Totals: | 15 | \$171,100.00 | |
| Forrest | 601 | <u>Claimant Type</u> | <u>Claims Paid</u> | <u>Amount Paid</u> |  <ul style="list-style-type: none"> Resident Loss Both |
| | | Resident of County | 40 | \$586,800.00 | |
| | | Resident and Loss in County | 10 | \$354,200.00 | |
| | | Claim Loss in County | 4 | \$21,200.00 | |
| | | Totals: | 54 | \$962,200.00 | |

GCCF Program Statistics - Overall Summary





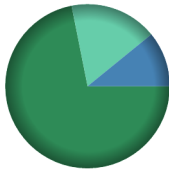
(as of October 21, 2010, 5:05 PM ET)

| County | Total Claims | Claimant Type | Claims Paid | Amount Paid | Payments in County |
|------------------------|--------------|-----------------------------|--------------------|--------------------|--|
| Franklin (Mississippi) | 9 | <u>Claimant Type</u> | <u>Claims Paid</u> | <u>Amount Paid</u> | <p>Payments in County</p> <ul style="list-style-type: none"> Loss |
| | | Claim Loss in County | 1 | \$14,600.00 | |
| | | Totals: | 1 | \$14,600.00 | |
| | | | | | |
| George (Mississippi) | 276 | <u>Claimant Type</u> | <u>Claims Paid</u> | <u>Amount Paid</u> | <p>Payments in County</p> <ul style="list-style-type: none"> Resident Loss Both |
| | | Resident of County | 42 | \$692,200.00 | |
| | | Resident and Loss in County | 19 | \$671,500.00 | |
| | | Claim Loss in County | 3 | \$74,400.00 | |
| Totals: | 64 | \$1,438,100.00 | | | |
| Greene (Mississippi) | 77 | <u>Claimant Type</u> | <u>Claims Paid</u> | <u>Amount Paid</u> | <p>Payments in County</p> <ul style="list-style-type: none"> Resident Both |
| | | Resident of County | 3 | \$16,900.00 | |
| | | Resident and Loss in County | 3 | \$18,900.00 | |
| | | Totals: | 6 | \$35,800.00 | |
| Hancock (Mississippi) | 2,252 | <u>Claimant Type</u> | <u>Claims Paid</u> | <u>Amount Paid</u> | <p>Payments in County</p> <ul style="list-style-type: none"> Resident Loss Both |
| | | Resident of County | 147 | \$2,413,000.00 | |
| | | Resident and Loss in County | 578 | \$13,772,400.00 | |
| | | Claim Loss in County | 104 | \$2,073,500.00 | |
| Totals: | 829 | \$18,258,900.00 | | | |
| Harrison (Mississippi) | 17,795 | <u>Claimant Type</u> | <u>Claims Paid</u> | <u>Amount Paid</u> | <p>Payments in County</p> <ul style="list-style-type: none"> Resident Loss Both |
| | | Resident of County | 366 | \$6,185,936.50 | |
| | | Resident and Loss in County | 3,578 | \$64,170,600.00 | |
| | | Claim Loss in County | 706 | \$10,329,400.00 | |
| Totals: | 4,650 | \$80,685,936.50 | | | |


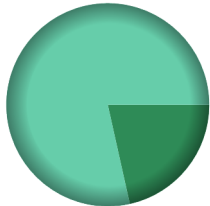


GCCF Program Statistics - Overall Summary (as of October 21, 2010, 5:05 PM ET)

| County (Mississippi) | Total Claims | Claimant Type | Claims Paid | Amount Paid | Payments in County |
|--------------------------------|--------------|-----------------------------|--------------------|--------------------|--------------------|
| Hinds (Mississippi) | 121 | <u>Claimant Type</u> | <u>Claims Paid</u> | <u>Amount Paid</u> | |
| | | Resident of County | 15 | \$154,500.00 | |
| | | Resident and Loss in County | 2 | \$6,100.00 | |
| | | Claim Loss in County | 4 | \$74,000.00 | |
| Totals: | 21 | \$234,600.00 | | | |
| Humphreys (Mississippi) | 3 | <u>Claimant Type</u> | <u>Claims Paid</u> | <u>Amount Paid</u> | |
| | | Resident of County | 1 | \$9,300.00 | |
| | | Claim Loss in County | 1 | \$28,000.00 | |
| Totals: | 2 | \$37,300.00 | | | |
| Itawamba (Mississippi) | 1 | <u>Claimant Type</u> | <u>Claims Paid</u> | <u>Amount Paid</u> | |
| | | Resident of County | 1 | \$6,000.00 | |
| Totals: | 1 | \$6,000.00 | | | |
| Jackson (Mississippi) | 7,231 | <u>Claimant Type</u> | <u>Claims Paid</u> | <u>Amount Paid</u> | |
| | | Resident of County | 500 | \$6,984,000.00 | |
| | | Resident and Loss in County | 984 | \$25,251,058.36 | |
| | | Claim Loss in County | 364 | \$6,079,300.00 | |
| Totals: | 1,848 | \$38,314,358.36 | | | |
| Jasper (Mississippi) | 44 | <u>Claimant Type</u> | <u>Claims Paid</u> | <u>Amount Paid</u> | |
| | | Resident and Loss in County | 1 | \$25,500.00 | |
| Totals: | 1 | \$25,500.00 | | | |

GCCF Program Statistics - Overall Summary (as of October 21, 2010, 5:05 PM ET)

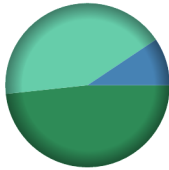


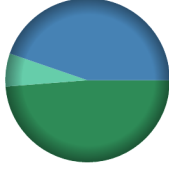

| County | Count | Claimant Type | Claims Paid | Amount Paid | Payments in County |
|----------------------------------|-----------|-----------------------------|--------------------|---------------------|--|
| Jefferson Davis (Mississippi) | 93 | <u>Claimant Type</u> | <u>Claims Paid</u> | <u>Amount Paid</u> | Payments in County  <ul style="list-style-type: none"> Resident |
| | | Resident of County | 1 | \$7,200.00 | |
| | | Totals: | 1 | \$7,200.00 | |
| Jones (Mississippi) | 117 | <u>Claimant Type</u> | <u>Claims Paid</u> | <u>Amount Paid</u> | Payments in County  <ul style="list-style-type: none"> Resident Both |
| | | Resident of County | 10 | \$184,900.00 | |
| | | Resident and Loss in County | 1 | \$50,000.00 | |
| Totals: | 11 | \$234,900.00 | | | |
| Kemper (Mississippi) | 6 | <u>Claimant Type</u> | <u>Claims Paid</u> | <u>Amount Paid</u> | Payments in County  <ul style="list-style-type: none"> Loss |
| | | Claim Loss in County | 2 | \$108,800.00 | |
| | | Totals: | 2 | \$108,800.00 | |
| Lafayette (Mississippi) | 11 | <u>Claimant Type</u> | <u>Claims Paid</u> | <u>Amount Paid</u> | Payments in County  <ul style="list-style-type: none"> Resident |
| | | Resident of County | 6 | \$76,000.00 | |
| | | Totals: | 6 | \$76,000.00 | |
| Lamar (Mississippi) | 114 | <u>Claimant Type</u> | <u>Claims Paid</u> | <u>Amount Paid</u> | Payments in County  <ul style="list-style-type: none"> Resident Loss Both |
| | | Resident of County | 10 | \$141,900.00 | |
| | | Resident and Loss in County | 2 | \$21,500.00 | |
| | | Claim Loss in County | 2 | \$34,000.00 | |
| Totals: | 14 | \$197,400.00 | | | |

GCCF Program Statistics - Overall Summary (as of October 21, 2010, 5:05 PM ET)

| County (Mississippi) | Count | Claimant Type | Claims Paid | Amount Paid | Payments in County |
|--------------------------|----------|-----------------------------|--------------------|---------------------|--|
| Lauderdale (Mississippi) | 61 | <u>Claimant Type</u> | <u>Claims Paid</u> | <u>Amount Paid</u> | Payments in County  <ul style="list-style-type: none"> Resident |
| | | Resident of County | 15 | \$150,100.00 | |
| | | Totals: | 15 | \$150,100.00 | |
| Lawrence (Mississippi) | 68 | <u>Claimant Type</u> | <u>Claims Paid</u> | <u>Amount Paid</u> | Payments in County  <ul style="list-style-type: none"> Loss Both |
| | | Resident and Loss in County | 5 | \$67,500.00 | |
| | | Claim Loss in County | 2 | \$18,500.00 | |
| Totals: | 7 | \$86,000.00 | | | |
| Leake (Mississippi) | 12 | <u>Claimant Type</u> | <u>Claims Paid</u> | <u>Amount Paid</u> | Payments in County  <ul style="list-style-type: none"> Resident |
| | | Resident of County | 2 | \$63,000.00 | |
| | | Totals: | 2 | \$63,000.00 | |
| Lee (Mississippi) | 17 | <u>Claimant Type</u> | <u>Claims Paid</u> | <u>Amount Paid</u> | Payments in County  <ul style="list-style-type: none"> Resident |
| | | Resident of County | 8 | \$88,000.00 | |
| | | Totals: | 8 | \$88,000.00 | |
| Leflore (Mississippi) | 2 | <u>Claimant Type</u> | <u>Claims Paid</u> | <u>Amount Paid</u> | Payments in County  <ul style="list-style-type: none"> Resident |
| | | Resident of County | 1 | \$7,800.00 | |
| | | Totals: | 1 | \$7,800.00 | |




GCCF Program Statistics - Overall Summary

(as of October 21, 2010, 5:05 PM ET)

| County (Mississippi) | Total Claims | Claimant Type | Claims Paid | Amount Paid | Payments in County |
|------------------------------|--------------|-----------------------------|--------------------|---------------------|---|
| Lincoln (Mississippi) | 26 | <u>Claimant Type</u> | <u>Claims Paid</u> | <u>Amount Paid</u> |  <ul style="list-style-type: none"> ■ Resident ■ Loss ■ Both |
| | | Resident of County | 5 | \$114,200.00 | |
| | | Resident and Loss in County | 1 | \$22,200.00 | |
| | | Claim Loss in County | 1 | \$100,000.00 | |
| Totals: | 7 | \$236,400.00 | | | |
| Lowndes (Mississippi) | 28 | <u>Claimant Type</u> | <u>Claims Paid</u> | <u>Amount Paid</u> |  <ul style="list-style-type: none"> ■ Resident ■ Both |
| | | Resident of County | 11 | \$105,500.00 | |
| | | Resident and Loss in County | 1 | \$2,400.00 | |
| | | Totals: | 12 | \$107,900.00 | |
| Madison (Mississippi) | 84 | <u>Claimant Type</u> | <u>Claims Paid</u> | <u>Amount Paid</u> |  <ul style="list-style-type: none"> ■ Resident ■ Both |
| | | Resident of County | 29 | \$311,400.00 | |
| | | Resident and Loss in County | 3 | \$52,400.00 | |
| | | Totals: | 32 | \$363,800.00 | |
| Marion (Mississippi) | 183 | <u>Claimant Type</u> | <u>Claims Paid</u> | <u>Amount Paid</u> |  <ul style="list-style-type: none"> ■ Resident ■ Loss ■ Both |
| | | Resident of County | 6 | \$134,600.00 | |
| | | Resident and Loss in County | 6 | \$123,400.00 | |
| | | Claim Loss in County | 1 | \$18,000.00 | |
| Totals: | 13 | \$276,000.00 | | | |
| Monroe (Mississippi) | 12 | <u>Claimant Type</u> | <u>Claims Paid</u> | <u>Amount Paid</u> |  <ul style="list-style-type: none"> ■ Resident |
| | | Resident of County | 8 | \$94,400.00 | |
| | | Totals: | 8 | \$94,400.00 | |

GCCF Program Statistics - Overall Summary

(as of October 21, 2010, 5:05 PM ET)

| County | Total Claims | Claimant Type | Claims Paid | Amount Paid | Payments in County |
|--------------------------|--------------|----------------------|--------------------|--------------------|--|
| Montgomery (Mississippi) | 1 | <u>Claimant Type</u> | <u>Claims Paid</u> | <u>Amount Paid</u> | Payments in County  Resident |
| | | Resident of County | 1 | \$20,000.00 | |
| | | Totals: | 1 | \$20,000.00 | |
| Neshoba (Mississippi) | 33 | <u>Claimant Type</u> | <u>Claims Paid</u> | <u>Amount Paid</u> | Payments in County  Resident Loss |
| | | Resident of County | 1 | \$138,900.00 | |
| | | Claim Loss in County | 1 | \$42,000.00 | |
| Totals: | 2 | \$180,900.00 | | | |
| Newton (Mississippi) | 8 | <u>Claimant Type</u> | <u>Claims Paid</u> | <u>Amount Paid</u> | Payments in County  Resident |
| | | Resident of County | 2 | \$80,000.00 | |
| | | Totals: | 2 | \$80,000.00 | |
| Noxubee (Mississippi) | 10 | <u>Claimant Type</u> | <u>Claims Paid</u> | <u>Amount Paid</u> | Payments in County  Resident |
| | | Resident of County | 1 | \$8,800.00 | |
| | | Totals: | 1 | \$8,800.00 | |
| Oktibbeha (Mississippi) | 15 | <u>Claimant Type</u> | <u>Claims Paid</u> | <u>Amount Paid</u> | Payments in County  Resident |
| | | Resident of County | 8 | \$98,800.00 | |
| | | Totals: | 8 | \$98,800.00 | |

GCCF Program Statistics - Overall Summary (as of October 21, 2010, 5:05 PM ET)

| County (Mississippi) | Total Claims | Claimant Type | Claims Paid | Amount Paid | Payments in County |
|----------------------|--------------|-----------------------------|--------------------|---------------------|--|
| Panola | 4 | <u>Claimant Type</u> | <u>Claims Paid</u> | <u>Amount Paid</u> | <p>Payments in County</p> <ul style="list-style-type: none"> Resident |
| | | Resident of County | 2 | \$14,700.00 | |
| | | Totals: | 2 | \$14,700.00 | |
| | | | | | |
| Pearl River | 538 | <u>Claimant Type</u> | <u>Claims Paid</u> | <u>Amount Paid</u> | <p>Payments in County</p> <ul style="list-style-type: none"> Resident Loss Both |
| | | Resident of County | 88 | \$1,297,700.00 | |
| | | Resident and Loss in County | 18 | \$569,300.00 | |
| | | Claim Loss in County | 1 | \$44,000.00 | |
| Totals: | 107 | \$1,911,000.00 | | | |
| Perry | 37 | <u>Claimant Type</u> | <u>Claims Paid</u> | <u>Amount Paid</u> | <p>Payments in County</p> <ul style="list-style-type: none"> Resident Both |
| | | Resident of County | 2 | \$71,600.00 | |
| | | Resident and Loss in County | 3 | \$44,200.00 | |
| | | Totals: | 5 | \$115,800.00 | |
| Pike | 111 | <u>Claimant Type</u> | <u>Claims Paid</u> | <u>Amount Paid</u> | <p>Payments in County</p> <ul style="list-style-type: none"> Resident Loss Both |
| | | Resident of County | 15 | \$169,300.00 | |
| | | Resident and Loss in County | 1 | \$100,000.00 | |
| | | Claim Loss in County | 1 | \$12,000.00 | |
| Totals: | 17 | \$281,300.00 | | | |
| Rankin | 76 | <u>Claimant Type</u> | <u>Claims Paid</u> | <u>Amount Paid</u> | <p>Payments in County</p> <ul style="list-style-type: none"> Resident Loss |
| | | Resident of County | 24 | \$430,900.00 | |
| | | Claim Loss in County | 1 | \$2,000.00 | |
| | | Totals: | 25 | \$432,900.00 | |

GCCF Program Statistics - Overall Summary

(as of October 21, 2010, 5:05 PM ET)

| Claimant Name | Count | Claimant Type | Claims Paid | Amount Paid | Payments in County |
|----------------------------|-------|-----------------------------|--------------------|-----------------------|--|
| Scott (Mississippi) | 23 | <u>Claimant Type</u> | <u>Claims Paid</u> | <u>Amount Paid</u> | Payments in County  <ul style="list-style-type: none"> Resident |
| | | Resident of County | 6 | \$58,000.00 | |
| | | Totals: | 6 | \$58,000.00 | |
| Sharkey (Mississippi) | 1 | <u>Claimant Type</u> | <u>Claims Paid</u> | <u>Amount Paid</u> | Payments in County  <ul style="list-style-type: none"> Resident |
| | | Resident of County | 1 | \$4,800.00 | |
| | | Totals: | 1 | \$4,800.00 | |
| Simpson (Mississippi) | 32 | <u>Claimant Type</u> | <u>Claims Paid</u> | <u>Amount Paid</u> | Payments in County  <ul style="list-style-type: none"> Resident |
| | | Resident of County | 2 | \$36,200.00 | |
| | | Totals: | 2 | \$36,200.00 | |
| Stone (Mississippi) | 457 | <u>Claimant Type</u> | <u>Claims Paid</u> | <u>Amount Paid</u> | Payments in County  <ul style="list-style-type: none"> Resident Loss Both |
| | | Resident of County | 63 | \$1,020,300.00 | |
| | | Resident and Loss in County | 15 | \$696,000.00 | |
| | | Claim Loss in County | 5 | \$82,800.00 | |
| | | Totals: | 83 | \$1,799,100.00 | |
| Sunflower (Mississippi) | 7 | <u>Claimant Type</u> | <u>Claims Paid</u> | <u>Amount Paid</u> | Payments in County  <ul style="list-style-type: none"> Resident |
| | | Resident of County | 3 | \$26,800.00 | |
| | | Totals: | 3 | \$26,800.00 | |






GCCF Program Statistics - Overall Summary

(as of October 21, 2010, 5:05 PM ET)

| County | Total Claims | Claimant Type | Claims Paid | Amount Paid | Payments in County |
|-----------------------------|--------------|----------------------|--------------------|---------------------|--|
| Tishomingo (Mississippi) | 1 | <u>Claimant Type</u> | <u>Claims Paid</u> | <u>Amount Paid</u> | Payments in County  Resident |
| | | Resident of County | 1 | \$2,100.00 | |
| | | Totals: | 1 | \$2,100.00 | |
| Unknown (Mississippi) | 81 | <u>Claimant Type</u> | <u>Claims Paid</u> | <u>Amount Paid</u> | Payments in County  Resident |
| | | Resident of County | 13 | \$233,600.00 | |
| | | Totals: | 13 | \$233,600.00 | |
| Walthall (Mississippi) | 45 | <u>Claimant Type</u> | <u>Claims Paid</u> | <u>Amount Paid</u> | Payments in County  Resident |
| | | Resident of County | 1 | \$19,400.00 | |
| | | Totals: | 1 | \$19,400.00 | |
| Warren (Mississippi) | 20 | <u>Claimant Type</u> | <u>Claims Paid</u> | <u>Amount Paid</u> | Payments in County  Resident |
| | | Resident of County | 6 | \$45,900.00 | |
| | | Totals: | 6 | \$45,900.00 | |
| Washington (Mississippi) | 14 | <u>Claimant Type</u> | <u>Claims Paid</u> | <u>Amount Paid</u> | Payments in County  Resident |
| | | Resident of County | 3 | \$9,600.00 | |
| | | Totals: | 3 | \$9,600.00 | |

GCCF Program Statistics - Overall Summary

(as of October 21, 2010, 5:05 PM ET)

| County (Mississippi) | Total Claims | Claimant Type | Claims Paid | Amount Paid | Payments in County |
|----------------------|--------------|-----------------------------|--------------------|---------------------|--|
| Wayne | 87 | <u>Claimant Type</u> | <u>Claims Paid</u> | <u>Amount Paid</u> | Payments in County  <ul style="list-style-type: none"> Resident Both |
| | | Resident of County | 2 | \$84,100.00 | |
| | | Resident and Loss in County | 3 | \$86,600.00 | |
| | | Totals: | 5 | \$170,700.00 | |
| Webster | 2 | <u>Claimant Type</u> | <u>Claims Paid</u> | <u>Amount Paid</u> | Payments in County  <ul style="list-style-type: none"> Resident |
| | | Resident of County | 1 | \$3,000.00 | |
| | | Totals: | 1 | \$3,000.00 | |
| Wilkinson | 8 | <u>Claimant Type</u> | <u>Claims Paid</u> | <u>Amount Paid</u> | Payments in County  <ul style="list-style-type: none"> Resident |
| | | Resident of County | 1 | \$8,400.00 | |
| | | Totals: | 1 | \$8,400.00 | |
| Winston | 19 | <u>Claimant Type</u> | <u>Claims Paid</u> | <u>Amount Paid</u> | Payments in County  <ul style="list-style-type: none"> Resident |
| | | Resident of County | 1 | \$7,400.00 | |
| | | Totals: | 1 | \$7,400.00 | |
| Yazoo | 3 | <u>Claimant Type</u> | <u>Claims Paid</u> | <u>Amount Paid</u> | Payments in County  <ul style="list-style-type: none"> Resident |
| | | Resident of County | 1 | \$3,300.00 | |
| | | Totals: | 1 | \$3,300.00 | |


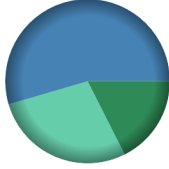


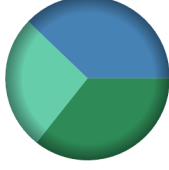
GCCF Program Statistics - Overall Summary

(as of October 21, 2010, 5:05 PM ET)


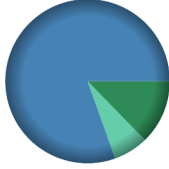

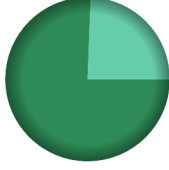

| County (Texas) | Count | Claimant Type | Claims Paid | Amount Paid | Payments in County |
|------------------|-------|-----------------------------|--------------------|---------------------|--|
| Anderson (Texas) | 1 | <u>Claimant Type</u> | <u>Claims Paid</u> | <u>Amount Paid</u> | Payments in County  Resident |
| | | Resident of County | 1 | \$3,300.00 | |
| | | Totals: | 1 | \$3,300.00 | |
| Angelina (Texas) | 8 | <u>Claimant Type</u> | <u>Claims Paid</u> | <u>Amount Paid</u> | Payments in County  Resident |
| | | Resident of County | 1 | \$6,500.00 | |
| | | Totals: | 1 | \$6,500.00 | |
| Aransas (Texas) | 37 | <u>Claimant Type</u> | <u>Claims Paid</u> | <u>Amount Paid</u> | Payments in County  Loss Both |
| | | Resident and Loss in County | 5 | \$142,800.00 | |
| | | Claim Loss in County | 2 | \$18,100.00 | |
| | | Totals: | 7 | \$160,900.00 | |
| Bay (Texas) | 1 | <u>Claimant Type</u> | <u>Claims Paid</u> | <u>Amount Paid</u> | Payments in County  Loss |
| | | Claim Loss in County | 1 | \$30,100.00 | |
| | | Totals: | 1 | \$30,100.00 | |
| Bexar (Texas) | 58 | <u>Claimant Type</u> | <u>Claims Paid</u> | <u>Amount Paid</u> | Payments in County  Resident Both |
| | | Resident of County | 12 | \$202,400.00 | |
| | | Resident and Loss in County | 2 | \$182,000.00 | |
| | | Totals: | 14 | \$384,400.00 | |

GCCF Program Statistics - Overall Summary

(as of October 21, 2010, 5:05 PM ET)

| County (Texas) | Total Claims | Claimant Type | Claims Paid | Amount Paid | Payments in County |
|-------------------------|--------------|-----------------------------|--------------------|--------------------|--|
| Bowie (Texas) | 4 | <u>Claimant Type</u> | <u>Claims Paid</u> | <u>Amount Paid</u> | Payments in County  <ul style="list-style-type: none"> ■ Resident |
| | | Resident of County | 1 | \$2,600.00 | |
| | | Totals: | 1 | \$2,600.00 | |
| Brazoria (Texas) | 124 | <u>Claimant Type</u> | <u>Claims Paid</u> | <u>Amount Paid</u> | Payments in County  <ul style="list-style-type: none"> ■ Resident ■ Loss ■ Both |
| | | Resident of County | 11 | \$296,900.00 | |
| | | Resident and Loss in County | 21 | \$922,200.00 | |
| | | Claim Loss in County | 28 | \$471,400.00 | |
| Totals: | 60 | \$1,690,500.00 | | | |
| Brazos (Texas) | 6 | <u>Claimant Type</u> | <u>Claims Paid</u> | <u>Amount Paid</u> | Payments in County  <ul style="list-style-type: none"> ■ Resident |
| | | Resident of County | 1 | \$18,000.00 | |
| | | Totals: | 1 | \$18,000.00 | |
| Brown (Texas) | 1 | <u>Claimant Type</u> | <u>Claims Paid</u> | <u>Amount Paid</u> | Payments in County  <ul style="list-style-type: none"> ■ Resident |
| | | Resident of County | 1 | \$8,600.00 | |
| | | Totals: | 1 | \$8,600.00 | |
| Calhoun (Texas) | 91 | <u>Claimant Type</u> | <u>Claims Paid</u> | <u>Amount Paid</u> | Payments in County  <ul style="list-style-type: none"> ■ Resident ■ Loss ■ Both |
| | | Resident of County | 5 | \$349,600.00 | |
| | | Resident and Loss in County | 4 | \$370,800.00 | |
| | | Claim Loss in County | 22 | \$259,900.00 | |
| Totals: | 31 | \$980,300.00 | | | |

GCCF Program Statistics - Overall Summary (as of October 21, 2010, 5:05 PM ET)

| County (Texas) | Total Claims | Claimant Type | Claims Paid | Amount Paid | Payments in County |
|----------------|--------------|-----------------------------|--------------------|---------------------|---|
| Cameron | 141 | <u>Claimant Type</u> | <u>Claims Paid</u> | <u>Amount Paid</u> | Payments in County  <ul style="list-style-type: none"> ■ Resident ■ Both |
| | | Resident of County | 9 | \$236,800.00 | |
| | | Resident and Loss in County | 27 | \$620,800.00 | |
| | | Totals: | 36 | \$857,600.00 | |
| Chambers | 45 | <u>Claimant Type</u> | <u>Claims Paid</u> | <u>Amount Paid</u> | Payments in County  <ul style="list-style-type: none"> ■ Resident ■ Loss ■ Both |
| | | Resident of County | 4 | \$111,000.00 | |
| | | Resident and Loss in County | 17 | \$701,400.00 | |
| | | Claim Loss in County | 5 | \$59,500.00 | |
| Totals: | 26 | \$871,900.00 | | | |
| Cherokee | 2 | <u>Claimant Type</u> | <u>Claims Paid</u> | <u>Amount Paid</u> | Payments in County  <ul style="list-style-type: none"> ■ Resident |
| | | Resident of County | 1 | \$1,700.00 | |
| Totals: | 1 | \$1,700.00 | | | |
| Collin | 68 | <u>Claimant Type</u> | <u>Claims Paid</u> | <u>Amount Paid</u> | Payments in County  <ul style="list-style-type: none"> ■ Resident ■ Loss |
| | | Resident of County | 27 | \$316,600.00 | |
| | | Claim Loss in County | 3 | \$102,100.00 | |
| Totals: | 30 | \$418,700.00 | | | |
| Comal | 14 | <u>Claimant Type</u> | <u>Claims Paid</u> | <u>Amount Paid</u> | Payments in County  <ul style="list-style-type: none"> ■ Resident |
| | | Resident of County | 8 | \$181,600.00 | |
| Totals: | 8 | \$181,600.00 | | | |


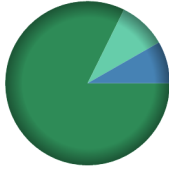
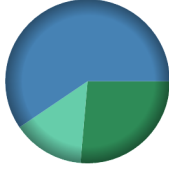
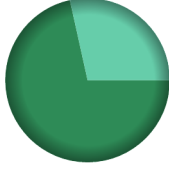

GCCF Program Statistics - Overall Summary

(as of October 21, 2010, 5:05 PM ET)

| County (Texas) | Total Claims | Claimant Type | Claims Paid | Amount Paid | Payments in County |
|-----------------|--------------|-----------------------------|--------------------|--------------------|--|
| Dallas (Texas) | 210 | <u>Claimant Type</u> | <u>Claims Paid</u> | <u>Amount Paid</u> | <p>Payments in County</p> <ul style="list-style-type: none"> Resident Loss Both |
| | | Resident of County | 30 | \$424,200.00 | |
| | | Resident and Loss in County | 1 | \$24,000.00 | |
| | | Claim Loss in County | 7 | \$104,800.00 | |
| Totals: | 38 | \$553,000.00 | | | |
| Denton (Texas) | 32 | <u>Claimant Type</u> | <u>Claims Paid</u> | <u>Amount Paid</u> | <p>Payments in County</p> <ul style="list-style-type: none"> Resident |
| | | Resident of County | 9 | \$86,400.00 | |
| | | Totals: | 9 | \$86,400.00 | |
| Ector (Texas) | 2 | <u>Claimant Type</u> | <u>Claims Paid</u> | <u>Amount Paid</u> | <p>Payments in County</p> <ul style="list-style-type: none"> Resident |
| | | Resident of County | 1 | \$1,500.00 | |
| | | Totals: | 1 | \$1,500.00 | |
| El Paso (Texas) | 2 | <u>Claimant Type</u> | <u>Claims Paid</u> | <u>Amount Paid</u> | <p>Payments in County</p> <ul style="list-style-type: none"> Resident |
| | | Resident of County | 1 | \$3,700.00 | |
| | | Totals: | 1 | \$3,700.00 | |
| Ellis (Texas) | 6 | <u>Claimant Type</u> | <u>Claims Paid</u> | <u>Amount Paid</u> | <p>Payments in County</p> <ul style="list-style-type: none"> Resident |
| | | Resident of County | 1 | \$25,000.00 | |
| | | Totals: | 1 | \$25,000.00 | |



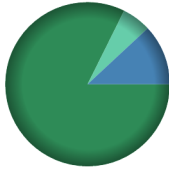


GCCF Program Statistics - Overall Summary

(as of October 21, 2010, 5:05 PM ET)

| County (Texas) | Total Claims | Claimant Type | Claims Paid | Amount Paid | Payments in County |
|-------------------|--------------|-----------------------------|--------------------|--------------------|---|
| Foard (Texas) | 1 | <u>Claimant Type</u> | <u>Claims Paid</u> | <u>Amount Paid</u> | Payments in County  <ul style="list-style-type: none"> ■ Resident |
| | | Resident of County | 1 | \$13,000.00 | |
| | | Totals: | 1 | \$13,000.00 | |
| Fort Bend (Texas) | 124 | <u>Claimant Type</u> | <u>Claims Paid</u> | <u>Amount Paid</u> | Payments in County  <ul style="list-style-type: none"> ■ Resident ■ Loss ■ Both |
| | | Resident of County | 30 | \$1,285,600.00 | |
| | | Resident and Loss in County | 7 | \$129,300.00 | |
| | | Claim Loss in County | 6 | \$147,300.00 | |
| Totals: | 43 | \$1,562,200.00 | | | |
| Galveston (Texas) | 962 | <u>Claimant Type</u> | <u>Claims Paid</u> | <u>Amount Paid</u> | Payments in County  <ul style="list-style-type: none"> ■ Resident ■ Loss ■ Both |
| | | Resident of County | 118 | \$3,412,800.00 | |
| | | Resident and Loss in County | 315 | \$7,695,800.00 | |
| | | Claim Loss in County | 108 | \$1,829,800.00 | |
| Totals: | 541 | \$12,938,400.00 | | | |
| Grayson (Texas) | 4 | <u>Claimant Type</u> | <u>Claims Paid</u> | <u>Amount Paid</u> | Payments in County  <ul style="list-style-type: none"> ■ Resident ■ Loss |
| | | Resident of County | 1 | \$8,300.00 | |
| | | Claim Loss in County | 1 | \$3,300.00 | |
| Totals: | 2 | \$11,600.00 | | | |
| Gregg (Texas) | 5 | <u>Claimant Type</u> | <u>Claims Paid</u> | <u>Amount Paid</u> | Payments in County  <ul style="list-style-type: none"> ■ Resident |
| | | Resident of County | 3 | \$25,600.00 | |
| | | Totals: | 3 | \$25,600.00 | |

GCCF Program Statistics - Overall Summary

(as of October 21, 2010, 5:05 PM ET)

| County (Texas) | Total Claims | Claimant Type | Claims Paid | Amount Paid | Payments in County |
|-------------------|--------------|-----------------------------|--------------------|------------------------|--|
| Guadalupe (Texas) | 2 | <u>Claimant Type</u> | <u>Claims Paid</u> | <u>Amount Paid</u> | Payments in County  Resident |
| | | Resident of County | 2 | \$42,600.00 | |
| | | Totals: | 2 | \$42,600.00 | |
| Hardin (Texas) | 7 | <u>Claimant Type</u> | <u>Claims Paid</u> | <u>Amount Paid</u> | Payments in County  Both |
| | | Resident and Loss in County | 1 | \$10,000.00 | |
| | | Totals: | 1 | \$10,000.00 | |
| Harris (Texas) | 1,642 | <u>Claimant Type</u> | <u>Claims Paid</u> | <u>Amount Paid</u> | Payments in County  Resident Loss Both |
| | | Resident of County | 316 | \$25,953,600.00 | |
| | | Resident and Loss in County | 133 | \$3,765,300.00 | |
| | | Claim Loss in County | 99 | \$1,803,400.00 | |
| | | Totals: | 548 | \$31,522,300.00 | |
| Harrison (Texas) | 2 | <u>Claimant Type</u> | <u>Claims Paid</u> | <u>Amount Paid</u> | Payments in County  Resident |
| | | Resident of County | 1 | \$10,400.00 | |
| | | Totals: | 1 | \$10,400.00 | |
| Hays (Texas) | 7 | <u>Claimant Type</u> | <u>Claims Paid</u> | <u>Amount Paid</u> | Payments in County  Resident |
| | | Resident of County | 1 | \$25,500.00 | |
| | | Totals: | 1 | \$25,500.00 | |


GCCF Program Statistics - Overall Summary

(as of October 21, 2010, 5:05 PM ET)





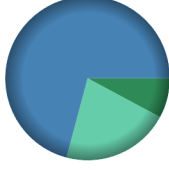
| County (Texas) | Total Claims | Claimant Type | Claims Paid | Amount Paid | Payments in County |
|--------------------------|--------------|-----------------------------|--------------------|------------------------|--|
| Hidalgo (Texas) | 18 | <u>Claimant Type</u> | <u>Claims Paid</u> | <u>Amount Paid</u> | Payments in County  <ul style="list-style-type: none"> ■ Resident ■ Loss ■ Both |
| | | Resident of County | 3 | \$10,700.00 | |
| | | Resident and Loss in County | 1 | \$6,000.00 | |
| | | Claim Loss in County | 1 | \$10,300.00 | |
| Totals: | 5 | \$27,000.00 | | | |
| Hill (Texas) | 2 | <u>Claimant Type</u> | <u>Claims Paid</u> | <u>Amount Paid</u> | Payments in County  <ul style="list-style-type: none"> ■ Resident |
| | | Resident of County | 1 | \$21,600.00 | |
| | | Totals: | 1 | \$21,600.00 | |
| Hopkins (Texas) | 2 | <u>Claimant Type</u> | <u>Claims Paid</u> | <u>Amount Paid</u> | Payments in County  <ul style="list-style-type: none"> ■ Resident |
| | | Resident of County | 1 | \$9,700.00 | |
| | | Totals: | 1 | \$9,700.00 | |
| Jasper (Texas) | 9 | <u>Claimant Type</u> | <u>Claims Paid</u> | <u>Amount Paid</u> | Payments in County  <ul style="list-style-type: none"> ■ Resident |
| | | Resident of County | 5 | \$190,700.00 | |
| | | Totals: | 5 | \$190,700.00 | |
| Jefferson (Texas) | 766 | <u>Claimant Type</u> | <u>Claims Paid</u> | <u>Amount Paid</u> | Payments in County  <ul style="list-style-type: none"> ■ Resident ■ Loss ■ Both |
| | | Resident of County | 101 | \$2,856,200.00 | |
| | | Resident and Loss in County | 260 | \$5,981,800.00 | |
| | | Claim Loss in County | 49 | \$1,185,100.00 | |
| | | Totals: | 410 | \$10,023,100.00 | |

GCCF Program Statistics - Overall Summary

(as of October 21, 2010, 5:05 PM ET)

| | | | | | |
|------------------------------|-----------|-----------------------------|--------------------|---------------------|--|
| Jim Hogg (Texas) | 1 | <u>Claimant Type</u> | <u>Claims Paid</u> | <u>Amount Paid</u> | Payments in County  ■ Loss |
| | | Claim Loss in County | 1 | \$32,400.00 | |
| | | Totals: | 1 | \$32,400.00 | |
| Jim Wells (Texas) | 1 | <u>Claimant Type</u> | <u>Claims Paid</u> | <u>Amount Paid</u> | Payments in County  ■ Both |
| | | Resident and Loss in County | 1 | \$79,900.00 | |
| | | Totals: | 1 | \$79,900.00 | |
| Johnson (Texas) | 11 | <u>Claimant Type</u> | <u>Claims Paid</u> | <u>Amount Paid</u> | Payments in County  ■ Resident |
| | | Resident of County | 3 | \$111,000.00 | |
| | | Totals: | 3 | \$111,000.00 | |
| Kaufman (Texas) | 6 | <u>Claimant Type</u> | <u>Claims Paid</u> | <u>Amount Paid</u> | Payments in County  ■ Resident |
| | | Resident of County | 1 | \$11,600.00 | |
| | | Totals: | 1 | \$11,600.00 | |
| Kendall (Texas) | 2 | <u>Claimant Type</u> | <u>Claims Paid</u> | <u>Amount Paid</u> | Payments in County  ■ Resident |
| | | Resident of County | 2 | \$15,700.00 | |
| | | Totals: | 2 | \$15,700.00 | |

GCCF Program Statistics - Overall Summary (as of October 21, 2010, 5:05 PM ET)

| County (Texas) | Total Claims | Claimant Type | Claims Paid | Amount Paid | Payments in County |
|-------------------|--------------|-----------------------------|--------------------|-----------------------|--|
| Kleberg (Texas) | 1 | <u>Claimant Type</u> | <u>Claims Paid</u> | <u>Amount Paid</u> | Payments in County  <ul style="list-style-type: none"> Resident |
| | | Resident of County | 1 | \$32,400.00 | |
| | | Totals: | 1 | \$32,400.00 | |
| Lamar (Texas) | 1 | <u>Claimant Type</u> | <u>Claims Paid</u> | <u>Amount Paid</u> | Payments in County  <ul style="list-style-type: none"> Resident |
| | | Resident of County | 1 | \$3,200.00 | |
| | | Totals: | 1 | \$3,200.00 | |
| Liberty (Texas) | 10 | <u>Claimant Type</u> | <u>Claims Paid</u> | <u>Amount Paid</u> | Payments in County  <ul style="list-style-type: none"> Resident Both |
| | | Resident of County | 2 | \$31,400.00 | |
| | | Resident and Loss in County | 2 | \$105,000.00 | |
| | | Totals: | 4 | \$136,400.00 | |
| Lubbock (Texas) | 3 | <u>Claimant Type</u> | <u>Claims Paid</u> | <u>Amount Paid</u> | Payments in County  <ul style="list-style-type: none"> Resident |
| | | Resident of County | 1 | \$2,400.00 | |
| | | Totals: | 1 | \$2,400.00 | |
| Matagorda (Texas) | 170 | <u>Claimant Type</u> | <u>Claims Paid</u> | <u>Amount Paid</u> | Payments in County  <ul style="list-style-type: none"> Resident Loss Both |
| | | Resident of County | 12 | \$297,900.00 | |
| | | Resident and Loss in County | 60 | \$2,686,800.00 | |
| | | Claim Loss in County | 11 | \$806,400.00 | |
| | | Totals: | 83 | \$3,791,100.00 | |

GCCF Program Statistics - Overall Summary

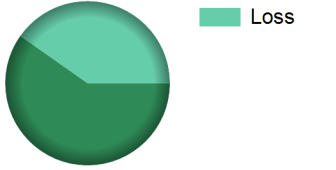

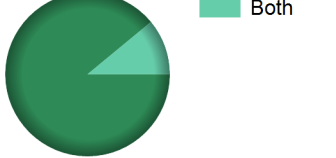
(as of October 21, 2010, 5:05 PM ET)

| County (Texas) | Total Claims | Claimant Type | Claims Paid | Amount Paid | Payments in County |
|---------------------|--------------|-----------------------------|-------------|---------------------|--|
| McLennan (Texas) | 13 | | | |  <ul style="list-style-type: none"> Resident |
| | | Resident of County | 10 | \$196,100.00 | |
| | | Totals: | 10 | \$196,100.00 | |
| Milam (Texas) | 1 | | | |  <ul style="list-style-type: none"> Resident |
| | | Resident of County | 1 | \$5,800.00 | |
| | | Totals: | 1 | \$5,800.00 | |
| Montgomery (Texas) | 80 | | | |  <ul style="list-style-type: none"> Resident Both |
| | | Resident of County | 19 | \$341,300.00 | |
| | | Resident and Loss in County | 2 | \$70,700.00 | |
| | | Totals: | 21 | \$412,000.00 | |
| Nacogdoches (Texas) | 12 | | | |  <ul style="list-style-type: none"> Resident Loss |
| | | Resident of County | 1 | \$41,600.00 | |
| | | Claim Loss in County | 4 | \$250,400.00 | |
| | | Totals: | 5 | \$292,000.00 | |
| Nueces (Texas) | 42 | | | |  <ul style="list-style-type: none"> Resident Loss Both |
| | | Resident of County | 3 | \$47,800.00 | |
| | | Resident and Loss in County | 3 | \$73,900.00 | |
| | | Claim Loss in County | 1 | \$15,200.00 | |
| | | Totals: | 7 | \$136,900.00 | |

GCCF Program Statistics - Overall Summary (as of October 21, 2010, 5:05 PM ET)

| County (Texas) | Total Claims | Claimant Type | Claims Paid | Amount Paid | Payments in County |
|-------------------------|--------------|-----------------------------|--------------------|--------------------|--|
| Orange (Texas) | 82 | <u>Claimant Type</u> | <u>Claims Paid</u> | <u>Amount Paid</u> | <ul style="list-style-type: none"> Resident Loss Both |
| | | Resident of County | 18 | \$245,700.00 | |
| | | Resident and Loss in County | 17 | \$423,900.00 | |
| | | Claim Loss in County | 5 | \$127,500.00 | |
| Totals: | 40 | \$797,100.00 | | | |
| Parker (Texas) | 4 | <u>Claimant Type</u> | <u>Claims Paid</u> | <u>Amount Paid</u> | <ul style="list-style-type: none"> Resident |
| | | Resident of County | 1 | \$5,800.00 | |
| | | Totals: | 1 | \$5,800.00 | |
| Polk (Texas) | 5 | <u>Claimant Type</u> | <u>Claims Paid</u> | <u>Amount Paid</u> | <ul style="list-style-type: none"> Resident |
| | | Resident of County | 2 | \$81,700.00 | |
| | | Totals: | 2 | \$81,700.00 | |
| Rockwall (Texas) | 6 | <u>Claimant Type</u> | <u>Claims Paid</u> | <u>Amount Paid</u> | <ul style="list-style-type: none"> Resident |
| | | Resident of County | 3 | \$46,500.00 | |
| | | Totals: | 3 | \$46,500.00 | |
| Sabine (Texas) | 1 | <u>Claimant Type</u> | <u>Claims Paid</u> | <u>Amount Paid</u> | <ul style="list-style-type: none"> Resident |
| | | Resident of County | 1 | \$40,000.00 | |
| | | Totals: | 1 | \$40,000.00 | |

GCCF Program Statistics - Overall Summary (as of October 21, 2010, 5:05 PM ET)

| County (Texas) | Total Claims | Claimant Type | Claims Paid | Amount Paid | Payments in County |
|----------------------|--------------|-----------------------------|--------------------|-----------------------|---|
| San Jacinto (Texas) | 5 | <u>Claimant Type</u> | <u>Claims Paid</u> | <u>Amount Paid</u> | Payments in County  |
| | | Resident of County | 2 | \$44,600.00 | |
| | | Claim Loss in County | 1 | \$30,000.00 | |
| | | Totals: | 3 | \$74,600.00 | |
| San Patricio (Texas) | 30 | <u>Claimant Type</u> | <u>Claims Paid</u> | <u>Amount Paid</u> | Payments in County  |
| | | Resident and Loss in County | 4 | \$127,000.00 | |
| | | Totals: | 4 | \$127,000.00 | |
| | | Smith (Texas) | 5 | <u>Claimant Type</u> | |
| Resident of County | 1 | | | \$35,200.00 | |
| Totals: | 1 | | | \$35,200.00 | |
| Tarrant (Texas) | 158 | | | <u>Claimant Type</u> | <u>Claims Paid</u> |
| | | Resident of County | 45 | \$946,800.00 | |
| | | Resident and Loss in County | 4 | \$351,100.00 | |
| | | Claim Loss in County | 6 | \$433,500.00 | |
| | | Totals: | 55 | \$1,731,400.00 | |
| Travis (Texas) | 55 | <u>Claimant Type</u> | <u>Claims Paid</u> | <u>Amount Paid</u> | Payments in County  |
| | | Resident of County | 10 | \$121,400.00 | |
| | | Resident and Loss in County | 1 | \$15,000.00 | |
| | | Totals: | 11 | \$136,400.00 | |




GCCF Program Statistics - Overall Summary

(as of October 21, 2010, 5:05 PM ET)

| County | Total Claims | Claimant Type | Claims Paid | Amount Paid | Payments in County |
|-------------------|--------------|----------------------|--------------------|--------------------|--|
| Tyler (Texas) | 3 | <u>Claimant Type</u> | <u>Claims Paid</u> | <u>Amount Paid</u> | Payments in County  Resident |
| | | Resident of County | 3 | \$28,000.00 | |
| | | Totals: | 3 | \$28,000.00 | |
| Unknown (Texas) | 9 | <u>Claimant Type</u> | <u>Claims Paid</u> | <u>Amount Paid</u> | Payments in County  Resident |
| | | Resident of County | 2 | \$85,000.00 | |
| | | Totals: | 2 | \$85,000.00 | |
| Vermilion (Texas) | 2 | <u>Claimant Type</u> | <u>Claims Paid</u> | <u>Amount Paid</u> | Payments in County  Loss |
| | | Claim Loss in County | 2 | \$42,500.00 | |
| | | Totals: | 2 | \$42,500.00 | |
| Victoria (Texas) | 9 | <u>Claimant Type</u> | <u>Claims Paid</u> | <u>Amount Paid</u> | Payments in County  Resident |
| | | Resident of County | 3 | \$44,700.00 | |
| | | Totals: | 3 | \$44,700.00 | |
| Waller (Texas) | 3 | <u>Claimant Type</u> | <u>Claims Paid</u> | <u>Amount Paid</u> | Payments in County  Resident |
| | | Resident of County | 1 | \$24,500.00 | |
| | | Totals: | 1 | \$24,500.00 | |

GCCF Program Statistics - Overall Summary

(as of October 21, 2010, 5:05 PM ET)

| County (Texas) | Total Claims | Claimant Type | Claims Paid | Amount Paid | Payments in County |
|----------------|--------------|--------------------|-------------|--------------------|--|
| Wichita | 3 | Resident of County | 1 | \$2,700.00 |  Legend: ■ Resident |
| | | Totals: | 1 | \$2,700.00 | |
| | | | | | |
| Williamson | 14 | Resident of County | 5 | \$61,500.00 |  Legend: ■ Resident |
| | | Totals: | 5 | \$61,500.00 | |
| | | | | | |
| Wise | 1 | Resident of County | 1 | \$7,600.00 |  Legend: ■ Resident |
| | | Totals: | 1 | \$7,600.00 | |
| | | | | | |