

GCCF Program Statistics - Overall Summary

(as of October 20, 2010, 7:05 PM ET)

Claimant Status	No. of Claimants
TOTAL GCCF Claimants to Date <i>(Claimants may have one or more Claim Type)</i>	232,950
1. Claimants Paid and Approved for Payment	79,131
2. Claimants Requiring Additional Information or Documentation <i>(Claimants providing no documentation: 63,289)</i>	86,855
3. Claimants Referred to Government, Moratorium and Real Estate funds	2,098
4. Denied Claimants	704
5. Claimants Under Review (Emergency Advance Payment)	58,517
6. Claimants Under Review (for Final Claim only)	5,645

Claimants <i>(Claimants may have one or more Claim Type)</i>	No. of Claimants
1. Individual*	189,657
2. Business*	43,293
<i>*Individual v. Business classification is subject to change.</i>	
<i>Represented Claimants: 5,401</i>	
Total to Date	232,950

Claims by Emergency Or Final Payment	No. of Claims Paid or Approved for Payment	No. of Claims Paid	Amount Paid
1. Emergency Advance Payment (One Month)	8,440	8,210	\$ 87,013,475.88
2. Emergency Advance Payment (Six Months)	70,975	68,840	\$ 1,394,742,938.83
Sub-Total to Date	79,415	77,050	\$ 1,481,756,414.71

Separate Fund for Real Estate Brokers and Agents			\$ 34,500,000.00
Total to Date			\$ 1,516,256,414.71

Claims by Category <i>(includes Individual and Business)</i>	No. of Claims Paid	Amount Paid
1. Removal and Clean Up Costs	0	\$ -
2. Real or Personal Property	50	\$ 268,563.38
3. Lost Earnings or Profits	76,991	\$ 1,481,470,914.83
4. Loss of Subsistence Use of Natural Resources	5	\$ 13,000.00
5. Physical Injury / Death	4	\$ 3,936.50
Total to Date	77,050	\$ 1,481,756,414.71

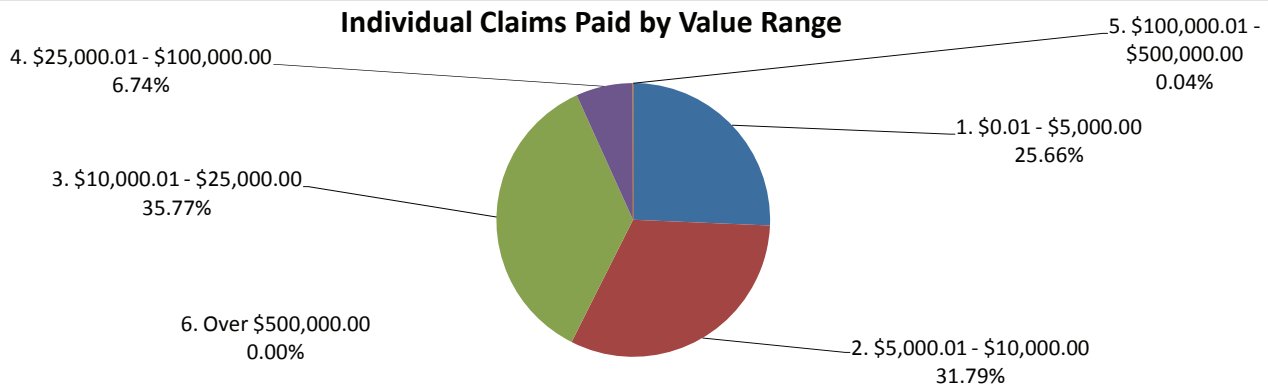
Claims by Type	No. of Claims Paid	No. of Claims Paid where Claimant Participated in BP Claims Process	No. of Claims Paid for new Claimants	Total Amount Paid
1. Individual	52,611	22,235	30,376	\$ 591,046,438.71
2. Business	24,439	19,814	4,625	\$ 890,709,976.00
Total to Date	77,050	42,049	35,001	\$ 1,481,756,414.71

GCCF Program Statistics - Overall Summary
(as of October 20, 2010, 7:05 PM ET)

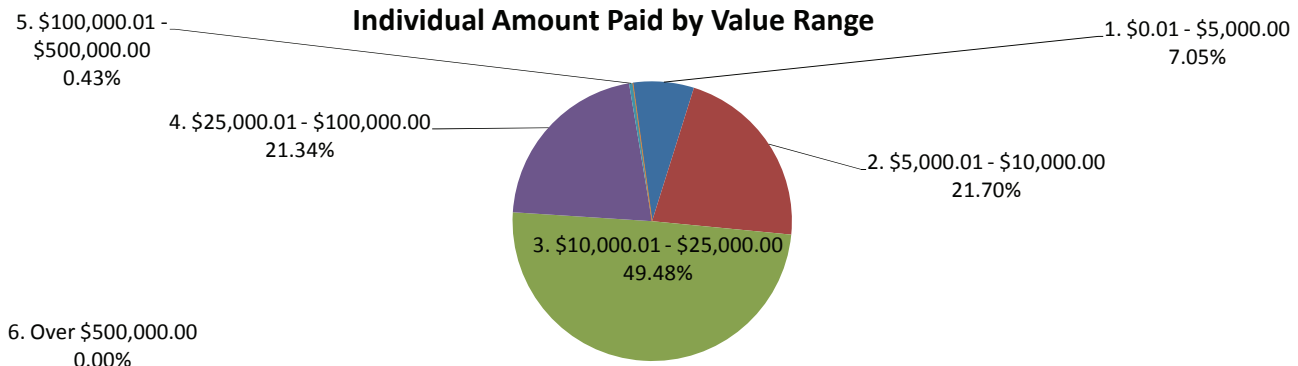
Individual Claims by Amount
(Claimants may have more than one Claim Type)

Claims by Amount	No. of Claims Paid	Amount Paid
1. \$0.01 - \$5,000.00	13500	\$ 41,682,636.50
2. \$5,000.01 - \$10,000.00	16723	\$ 128,235,058.30
3. \$10,000.01 - \$25,000.00	18821	\$ 292,475,715.53
4. \$25,000.01 - \$100,000.00	3547	\$ 126,111,228.38
5. \$100,000.01 - \$500,000.00	20	\$ 2,541,800.00
6. Over \$500,000.00	0	\$ -
Total to Date	52,611	\$ 591,046,438.71

Individual Claims Paid by Value Range



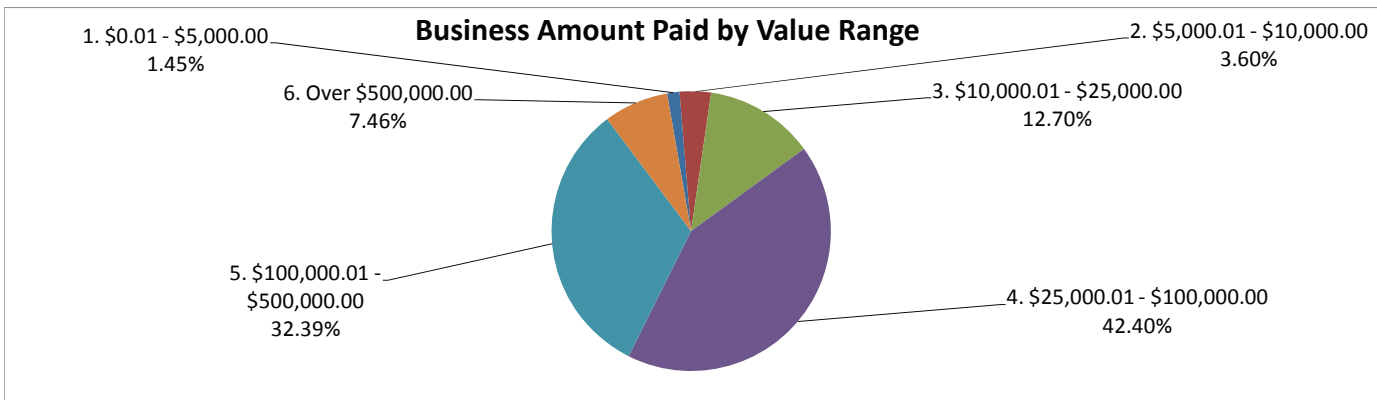
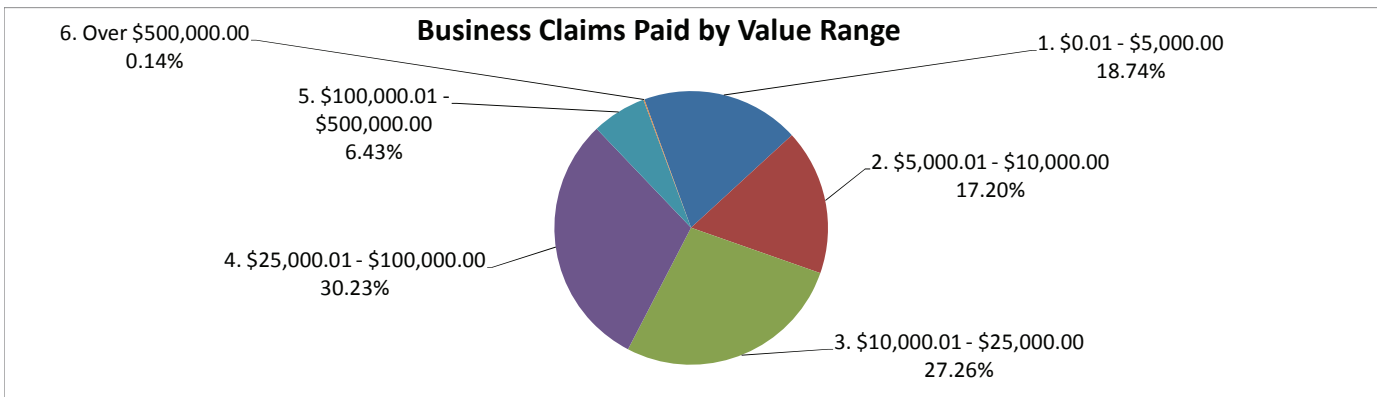
Individual Amount Paid by Value Range



GCCF Program Statistics - Overall Summary
(as of October 20, 2010, 7:05 PM ET)

Business Claims by Amount
(Claimants may have more than one Claim Type)

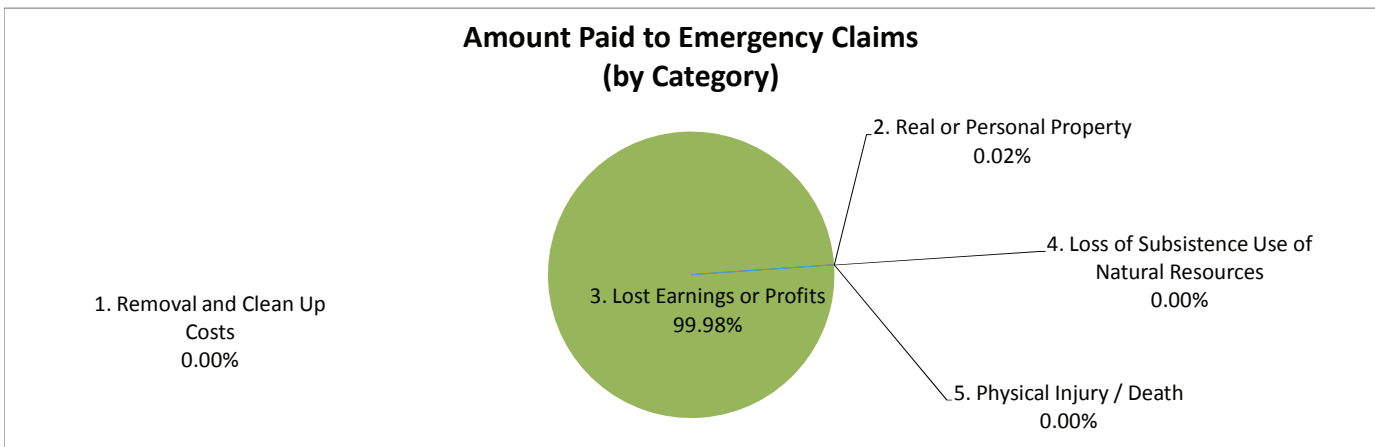
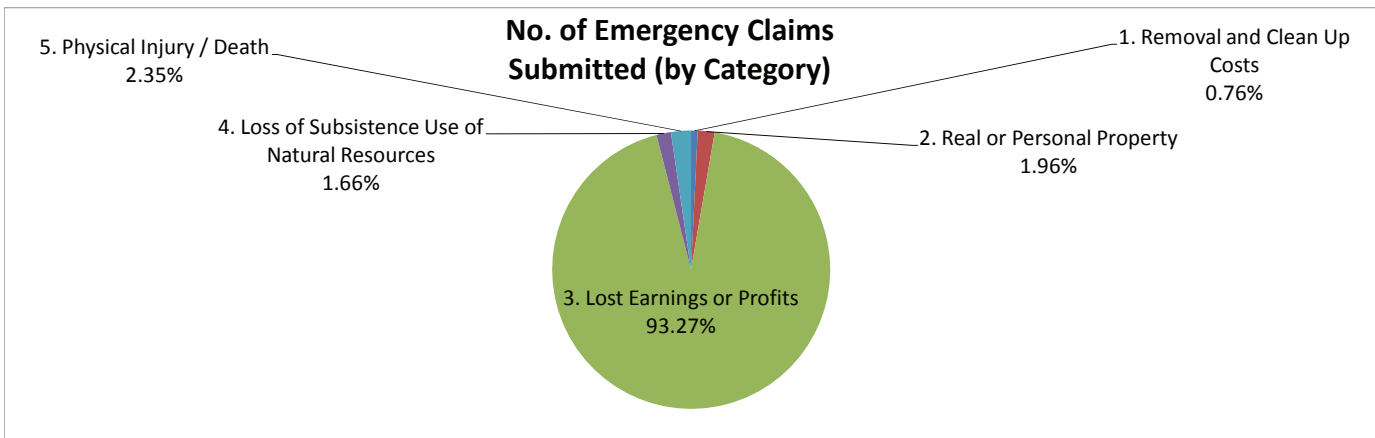
Claims by Amount	No. of Claims Paid	Amount Paid
1. \$0.01 - \$5,000.00	4580	\$ 12,929,700.00
2. \$5,000.01 - \$10,000.00	4203	\$ 32,038,300.00
3. \$10,000.01 - \$25,000.00	6663	\$ 113,147,800.00
4. \$25,000.01 - \$100,000.00	7387	\$ 377,664,300.00
5. \$100,000.01 - \$500,000.00	1571	\$ 288,497,400.00
6. Over \$500,000.00	35	\$ 66,432,476.00
Total to Date	24,439	\$ 890,709,976.00



GCCCF Program Statistics - Overall Summary (as of October 20, 2010, 7:05 PM ET)

Emergency Advance Claim Counts by Category (Claimants may have more than one Claim Type)

Claims for Emergency Advance Payment	Claims Submitted	No. of Claims Paid	Amount Paid
1. Removal and Clean Up Costs	1,836	0	\$ -
2. Real or Personal Property	4,749	50	\$ 268,563.38
3. Lost Earnings or Profits	225,961	76,991	\$ 1,481,470,914.83
4. Loss of Subsistence Use of Natural Resources	4,031	5	\$ 13,000.00
5. Physical Injury / Death	5,682	4	\$ 3,936.50
Total to Date	242,259	77,050	\$ 1,481,756,414.71



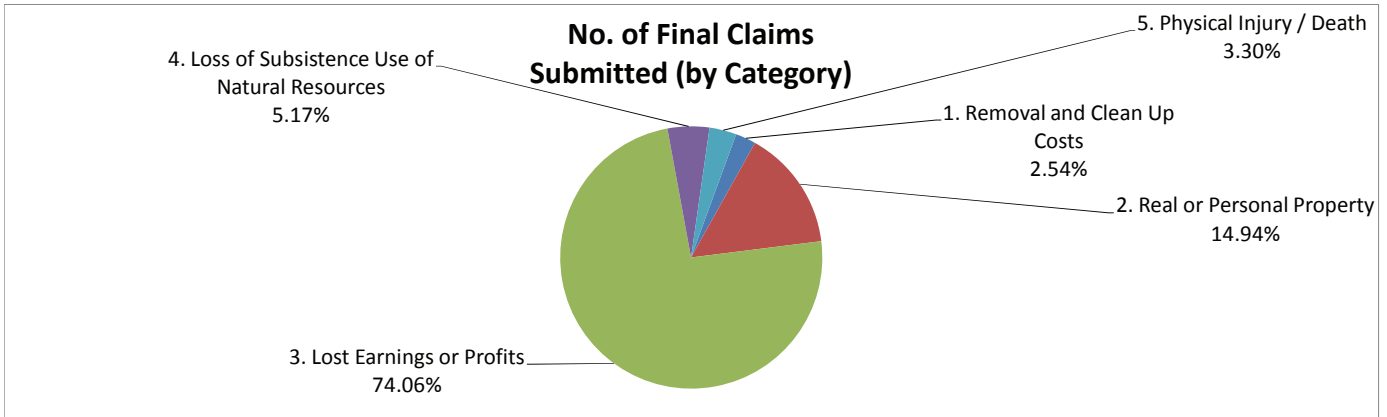
GCCF Program Statistics - Overall Summary

(as of October 20, 2010, 7:05 PM ET)

Final Payment Claim Counts by Category

(Claimants may have more than one Claim Type)

Claims Seeking Final Payment	Claims Submitted	No. of Claims Paid	Amount Paid
1. Removal and Clean Up Costs	177	0	\$ -
2. Real or Personal Property	1,041	0	\$ -
3. Lost Earnings or Profits	5,161	0	\$ -
4. Loss of Subsistence Use of Natural Resources	360	0	\$ -
5. Physical Injury / Death	230	0	\$ -
Total to Date	6,969	0	\$ -



Amount Paid to Final Claims (by Category)

No data to chart yet

GCCF Program Statistics - Overall Summary (as of October 20, 2010, 7:05 PM ET)

Claims by Category and Amount (Claimants may have more than one Claim Type)

Claims by Category and Amount	No. of Claims Paid	Amount Paid
1. Removal and Clean Up Costs		
a. \$0.01 - \$5,000.00	0	\$ -
b. \$5,000.01 - \$10,000.00	0	\$ -
c. \$10,000.01 - \$25,000.00	0	\$ -
d. \$25,000.01 - \$100,000.00	0	\$ -
e. \$100,000.01 - \$500,000.00	0	\$ -
f. Over \$500,000.00	0	\$ -
Sub-Total to Date	0	\$ -
2. Real or Personal Property		
a. \$0.01 - \$5,000.00	36	\$ 74,300.00
b. \$5,000.01 - \$10,000.00	9	\$ 59,800.00
c. \$10,000.01 - \$25,000.00	2	\$ 30,000.00
d. \$25,000.01 - \$100,000.00	3	\$ 104,463.38
e. \$100,000.01 - \$500,000.00	0	\$ -
f. Over \$500,000.00	0	\$ -
Sub-Total to Date	50	\$ 268,563.38
3. Lost Earnings or Profits		
a. \$0.01 - \$5,000.00	18,035	\$ 54,521,100.00
b. \$5,000.01 - \$10,000.00	20,917	\$ 160,213,558.30
c. \$10,000.01 - \$25,000.00	25,482	\$ 405,593,515.53
d. \$25,000.01 - \$100,000.00	10,931	\$ 503,671,065.00
e. \$100,000.01 - \$500,000.00	1,591	\$ 291,039,200.00
f. Over \$500,000.00	35	\$ 66,432,476.00
Sub-Total to Date	76,991	\$ 1,481,470,914.83

GCCF Program Statistics - Overall Summary
(as of October 20, 2010, 7:05 PM ET)

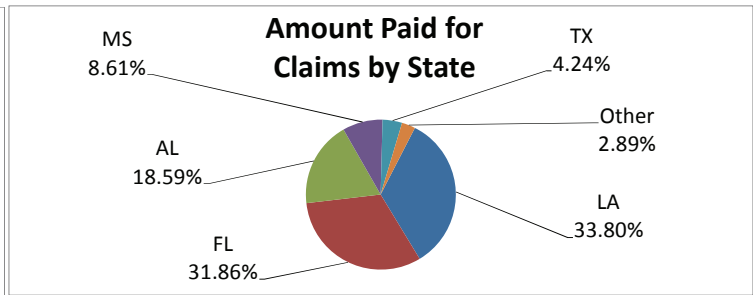
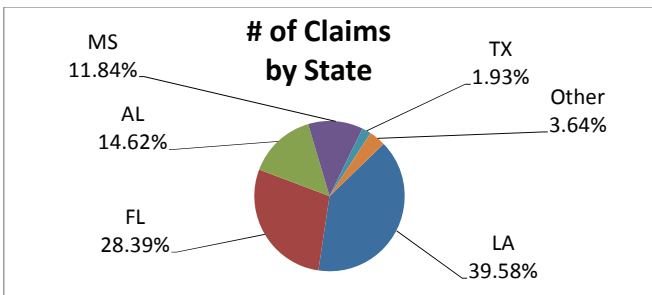
Claims by Category and Amount
(Claimants may have more than one Claim Type)

Claims by Category and Amount	No. of Claims Paid	Amount Paid
4. Loss of Subsistence Use of Natural Resources		
a. \$0.01 - \$5,000.00	5	\$ 13,000.00
b. \$5,000.01 - \$10,000.00	0	\$ -
c. \$10,000.01 - \$25,000.00	0	\$ -
d. \$25,000.01 - \$100,000.00	0	\$ -
e. \$100,000.01 - \$500,000.00	0	\$ -
f. Over \$500,000.00	0	\$ -
Sub-Total to Date	5	\$ 13,000.00
5. Physical Injury / Death		
a. \$0.01 - \$5,000.00	4	\$ 3,936.50
b. \$5,000.01 - \$10,000.00	0	\$ -
c. \$10,000.01 - \$25,000.00	0	\$ -
d. \$25,000.01 - \$100,000.00	0	\$ -
e. \$100,000.01 - \$500,000.00	0	\$ -
f. Over \$500,000.00	0	\$ -
Sub-Total to Date	4	\$ 3,936.50
6. Other Claims		
a. \$0.01 - \$5,000.00	0	\$ -
b. \$5,000.01 - \$10,000.00	0	\$ -
c. \$10,000.01 - \$25,000.00	0	\$ -
d. \$25,000.01 - \$100,000.00	0	\$ -
e. \$100,000.01 - \$500,000.00	0	\$ -
f. Over \$500,000.00	0	\$ -
Sub-Total to Date	0	\$ -
Total to Date	77,050	\$ 1,481,756,414.71

GCCF Program Statistics - Overall Summary
(as of October 20, 2010, 7:05 PM ET)

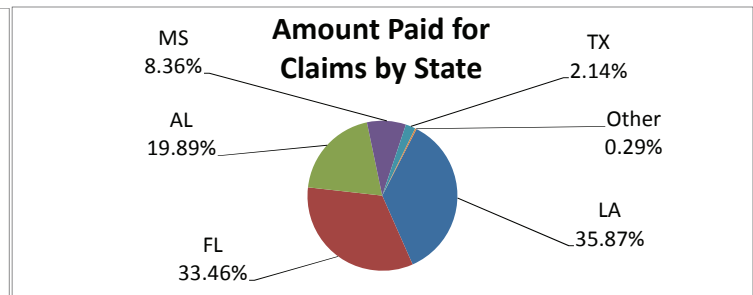
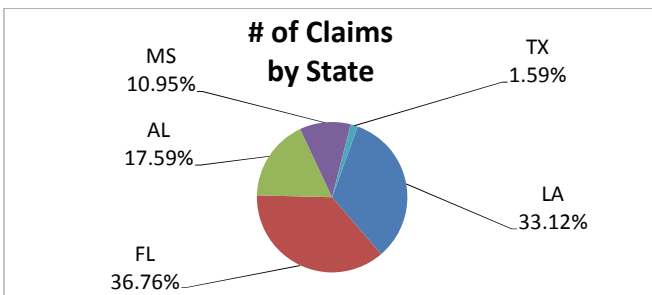
Claims by State of Residence
(Claimants may have more than one Claim Type)

Claim State of Residence	Claims Submitted	No. of Claims Paid	Amount Paid
Louisiana	98,656	23,425	\$ 500,907,715.53
Florida	70,748	27,596	\$ 472,131,076.00
Alabama	36,446	13,992	\$ 275,432,128.32
Mississippi	29,504	6,570	\$ 127,548,394.86
Texas	4,800	1,722	\$ 62,890,900.00
Others	9,074	3,745	\$ 42,846,200.00
Total to Date	249,228	77,050	\$ 1,481,756,414.71



Claims by State of Loss
(Claimants may have more than one Claim Type)

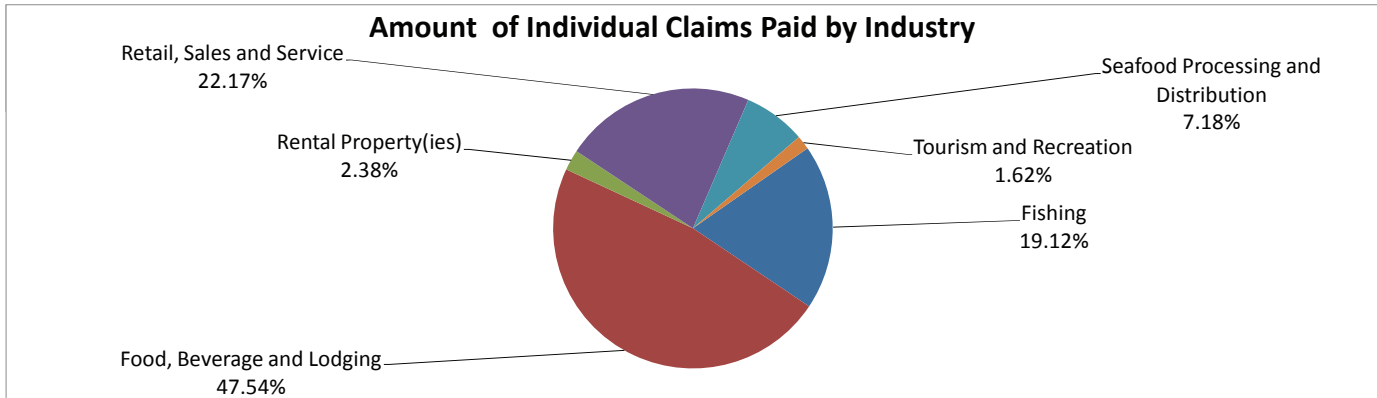
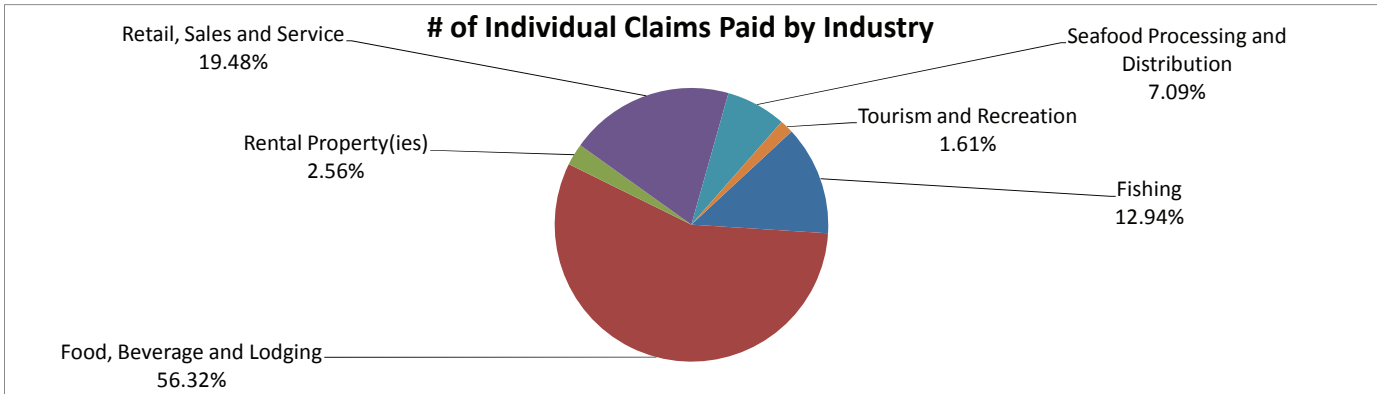
Claim State of Loss	Claims Submitted	No. of Claims Paid	Amount Paid
Louisiana	44,648	23,679	\$ 531,475,880.53
Florida	49,555	30,174	\$ 495,732,376.00
Alabama	23,711	15,476	\$ 294,736,299.94
Mississippi	14,759	6,285	\$ 123,812,958.36
Texas	2,145	1,231	\$ 31,708,300.00
Other State / Pending Location Verification		205	\$ 4,290,599.88
Total to Date		77,050	\$ 1,481,756,414.71



GCCF Program Statistics - Overall Summary
(as of October 20, 2010, 7:05 PM ET)

Individual Lost Earnings or Profits Claims Paid by Industry
(Claimants may have more than one Claim Type)

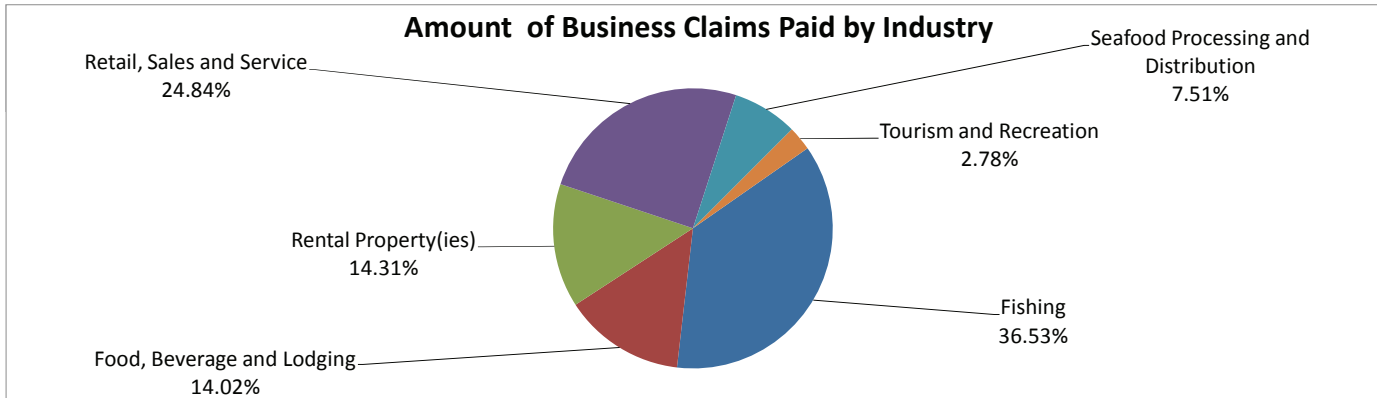
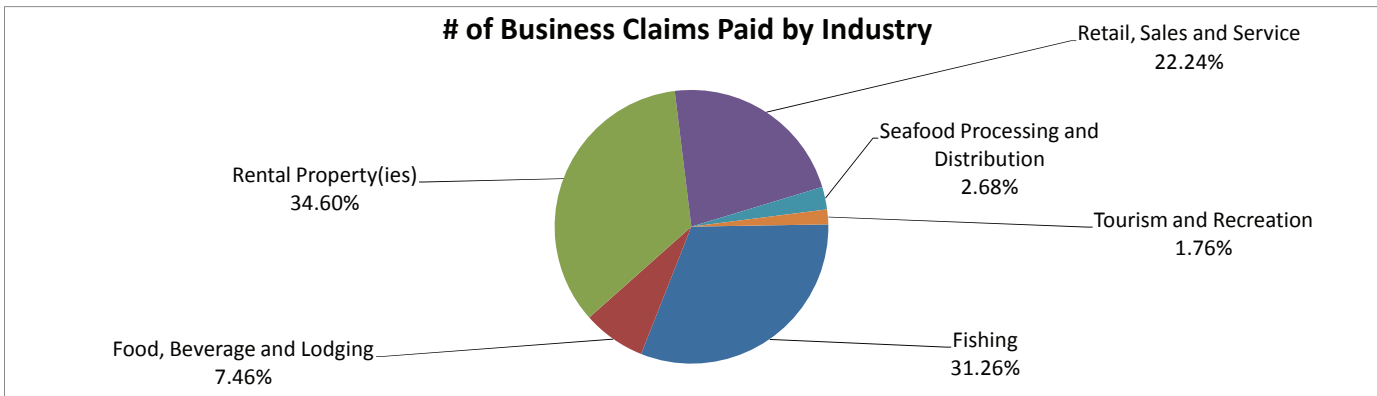
Claims by Amount	No. of Claims Paid	Amount Paid
Fishing	6,802	\$ 112,974,100.00
Food, Beverage and Lodging	29,604	\$ 280,898,999.94
Rental Property(ies)	1,347	\$ 14,040,900.00
Retail, Sales and Service	10,238	\$ 130,972,880.32
Seafood Processing and Distribution	3,729	\$ 42,410,558.57
Tourism and Recreation	847	\$ 9,592,900.00
Total to Date	52,567	\$ 590,890,338.83




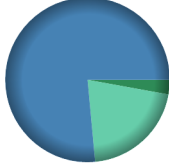



GCCF Program Statistics - Overall Summary
(as of October 20, 2010, 7:05 PM ET)

Business Lost Earnings or Profits Claims Paid by Industry
(Claimants may have more than one Claim Type)






Claims by Amount	No. of Claims Paid	Amount Paid
Fishing	7,636	\$ 325,355,700.00
Food, Beverage and Lodging	1,822	\$ 124,874,400.00
Rental Property(ies)	8,450	\$ 127,467,076.00
Retail, Sales and Service	5,432	\$ 221,263,600.00
Seafood Processing and Distribution	655	\$ 66,843,000.00
Tourism and Recreation	429	\$ 24,776,800.00
Total to Date	24,424	\$ 890,580,576.00



GCCF Program Statistics - Overall Summary (as of October 20, 2010, 5:05 PM ET)


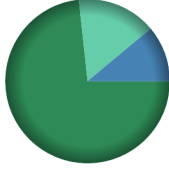


County Name	Residents	Claimant Type	Claims Paid	Amount Paid	Payments in County
Autauga (Alabama)	20	<u>Claimant Type</u>	<u>Claims Paid</u>	<u>Amount Paid</u>	Payments in County  <ul style="list-style-type: none"> ■ Resident ■ Both
		Resident of County	8	\$80,800.00	
		Resident and Loss in County	1	\$2,300.00	
		Totals:	9	\$83,100.00	
Baldwin (Alabama)	18,078	<u>Claimant Type</u>	<u>Claims Paid</u>	<u>Amount Paid</u>	Payments in County  <ul style="list-style-type: none"> ■ Resident ■ Loss ■ Both
		Resident of County	356	\$5,954,963.38	
		Resident and Loss in County	7,184	\$159,874,799.94	
		Claim Loss in County	3,463	\$43,233,100.00	
Totals:	11,003	\$209,062,863.32			
Barbour (Alabama)	11	<u>Claimant Type</u>	<u>Claims Paid</u>	<u>Amount Paid</u>	Payments in County  <ul style="list-style-type: none"> ■ Resident ■ Both
		Resident of County	2	\$25,600.00	
		Resident and Loss in County	2	\$91,300.00	
		Totals:	4	\$116,900.00	
Bibb (Alabama)	7	<u>Claimant Type</u>	<u>Claims Paid</u>	<u>Amount Paid</u>	Payments in County  <ul style="list-style-type: none"> ■ Resident
		Resident of County	5	\$14,400.00	
		Totals:	5	\$14,400.00	
Blount (Alabama)	5	<u>Claimant Type</u>	<u>Claims Paid</u>	<u>Amount Paid</u>	Payments in County  <ul style="list-style-type: none"> ■ Resident
		Resident of County	3	\$14,200.00	
		Totals:	3	\$14,200.00	

GCCF Program Statistics - Overall Summary (as of October 20, 2010, 5:05 PM ET)



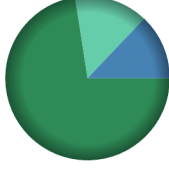
County (Alabama)	Total Claims	Claimant Type	Claims Paid	Amount Paid	Payments in County
Bullock (Alabama)	3	<u>Claimant Type</u>	<u>Claims Paid</u>	<u>Amount Paid</u>	Payments in County  <ul style="list-style-type: none"> Resident
		Resident of County	1	\$16,000.00	
		Totals:	1	\$16,000.00	
Butler (Alabama)	17	<u>Claimant Type</u>	<u>Claims Paid</u>	<u>Amount Paid</u>	Payments in County  <ul style="list-style-type: none"> Resident Loss Both
		Resident of County	2	\$8,600.00	
		Resident and Loss in County	1	\$5,400.00	
		Claim Loss in County	2	\$129,200.00	
Totals:	5	\$143,200.00			
Calhoun (Alabama)	52	<u>Claimant Type</u>	<u>Claims Paid</u>	<u>Amount Paid</u>	Payments in County  <ul style="list-style-type: none"> Resident
		Resident of County	17	\$192,500.00	
		Totals:	17	\$192,500.00	
Chambers (Alabama)	5	<u>Claimant Type</u>	<u>Claims Paid</u>	<u>Amount Paid</u>	Payments in County  <ul style="list-style-type: none"> Resident
		Resident of County	2	\$27,000.00	
		Totals:	2	\$27,000.00	
Cherokee (Alabama)	5	<u>Claimant Type</u>	<u>Claims Paid</u>	<u>Amount Paid</u>	Payments in County  <ul style="list-style-type: none"> Resident
		Resident of County	3	\$39,900.00	
		Totals:	3	\$39,900.00	

GCCF Program Statistics - Overall Summary

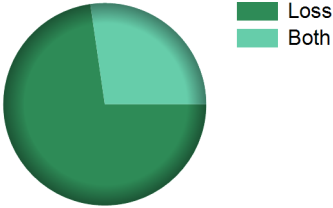

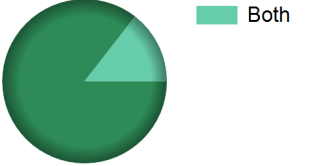
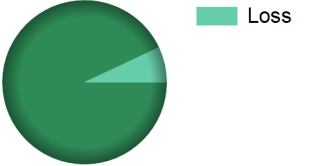
(as of October 20, 2010, 5:05 PM ET)

County (Alabama)	Total Claims	Claimant Type	Claims Paid	Amount Paid	Payments in County	
Chilton (Alabama)	16	<u>Claimant Type</u>	<u>Claims Paid</u>	<u>Amount Paid</u>	Payments in County 	
		Resident of County	3	\$24,300.00		Resident
		Resident and Loss in County	1	\$19,000.00		Both
		Totals:	4	\$43,300.00		
Choctaw (Alabama)	13	<u>Claimant Type</u>	<u>Claims Paid</u>	<u>Amount Paid</u>	Payments in County 	
		Resident of County	2	\$11,000.00		Resident
		Resident and Loss in County	1	\$68,400.00		Both
		Totals:	3	\$79,400.00		
Clarke (Alabama)	134	<u>Claimant Type</u>	<u>Claims Paid</u>	<u>Amount Paid</u>	Payments in County 	
		Resident of County	24	\$235,400.00		Resident
		Resident and Loss in County	4	\$35,600.00		Loss
		Claim Loss in County	4	\$50,100.00		Both
		Totals:	32	\$321,100.00		
Clay (Alabama)	5	<u>Claimant Type</u>	<u>Claims Paid</u>	<u>Amount Paid</u>	Payments in County 	
		Resident of County	3	\$53,500.00		Resident
		Totals:	3	\$53,500.00		
Cleburne (Alabama)	3	<u>Claimant Type</u>	<u>Claims Paid</u>	<u>Amount Paid</u>	Payments in County 	
		Resident of County	1	\$3,000.00		Resident
		Totals:	1	\$3,000.00		

GCCF Program Statistics - Overall Summary (as of October 20, 2010, 5:05 PM ET)






County (Alabama)	Total Claims	Claimant Type	Claims Paid	Amount Paid	Payments in County
Coffee (Alabama)	30	<u>Claimant Type</u>	<u>Claims Paid</u>	<u>Amount Paid</u>	Payments in County  <ul style="list-style-type: none"> ■ Resident ■ Both
		Resident of County	5	\$57,200.00	
		Resident and Loss in County	1	\$3,000.00	
		Totals:	6	\$60,200.00	
Colbert (Alabama)	30	<u>Claimant Type</u>	<u>Claims Paid</u>	<u>Amount Paid</u>	Payments in County  <ul style="list-style-type: none"> ■ Resident
		Resident of County	20	\$231,200.00	
		Totals:	20	\$231,200.00	
		Conecuh (Alabama)	14	<u>Claimant Type</u>	
Resident of County	5			\$51,700.00	
Totals:	5			\$51,700.00	
Coosa (Alabama)	4			<u>Claimant Type</u>	<u>Claims Paid</u>
		Resident of County	3	\$18,600.00	
		Resident and Loss in County	1	\$150,000.00	
		Totals:	4	\$168,600.00	
Covington (Alabama)	59	<u>Claimant Type</u>	<u>Claims Paid</u>	<u>Amount Paid</u>	Payments in County  <ul style="list-style-type: none"> ■ Resident ■ Loss ■ Both
		Resident of County	22	\$548,500.00	
		Resident and Loss in County	3	\$97,800.00	
		Claim Loss in County	2	\$109,500.00	
		Totals:	27	\$755,800.00	

GCCF Program Statistics - Overall Summary (as of October 20, 2010, 5:05 PM ET)

County (Alabama)	Total Claims	Claimant Type	Claims Paid	Amount Paid	Payments in County
Crenshaw (Alabama)	16	<u>Claimant Type</u>	<u>Claims Paid</u>	<u>Amount Paid</u>	Payments in County 
		Resident and Loss in County	1	\$1,500.00	
		Claim Loss in County	1	\$4,000.00	
		Totals:	2	\$5,500.00	
Cullman (Alabama)	45	<u>Claimant Type</u>	<u>Claims Paid</u>	<u>Amount Paid</u>	Payments in County 
		Resident of County	33	\$316,400.00	
		Totals:	33	\$316,400.00	
		Dale (Alabama)	23	<u>Claimant Type</u>	
Resident of County	7			\$57,900.00	
Resident and Loss in County	1			\$37,600.00	
Totals:	8			\$95,500.00	
Dallas (Alabama)	27	<u>Claimant Type</u>	<u>Claims Paid</u>	<u>Amount Paid</u>	Payments in County 
		Resident of County	9	\$88,600.00	
		Resident and Loss in County	1	\$15,000.00	
		Totals:	10	\$103,600.00	
Dekalb (Alabama)	19	<u>Claimant Type</u>	<u>Claims Paid</u>	<u>Amount Paid</u>	Payments in County 
		Resident of County	13	\$143,700.00	
		Claim Loss in County	1	\$10,800.00	
		Totals:	14	\$154,500.00	

GCCF Program Statistics - Overall Summary

(as of October 20, 2010, 5:05 PM ET)






County (Alabama)	Total Claims	Claimant Type	Claims Paid	Amount Paid	Payments in County
Elmore (Alabama)	36	<u>Claimant Type</u>	<u>Claims Paid</u>	<u>Amount Paid</u>	Payments in County  <ul style="list-style-type: none"> Resident
		Resident of County	17	\$212,300.00	
		Totals:	17	\$212,300.00	
Escambia (Alabama)	176	<u>Claimant Type</u>	<u>Claims Paid</u>	<u>Amount Paid</u>	Payments in County  <ul style="list-style-type: none"> Resident Loss Both
		Resident of County	29	\$382,100.00	
		Resident and Loss in County	5	\$70,100.00	
		Claim Loss in County	7	\$135,500.00	
Totals:	41	\$587,700.00			
Etowah (Alabama)	50	<u>Claimant Type</u>	<u>Claims Paid</u>	<u>Amount Paid</u>	Payments in County  <ul style="list-style-type: none"> Resident
		Resident of County	26	\$445,100.00	
		Totals:	26	\$445,100.00	
Fayette (Alabama)	7	<u>Claimant Type</u>	<u>Claims Paid</u>	<u>Amount Paid</u>	Payments in County  <ul style="list-style-type: none"> Resident
		Resident of County	7	\$59,800.00	
		Totals:	7	\$59,800.00	
Franklin (Alabama)	7	<u>Claimant Type</u>	<u>Claims Paid</u>	<u>Amount Paid</u>	Payments in County  <ul style="list-style-type: none"> Resident
		Resident of County	6	\$62,300.00	
		Totals:	6	\$62,300.00	

GCCF Program Statistics - Overall Summary

(as of October 20, 2010, 5:05 PM ET)

County (Alabama)	Total	Claimant Type	Claims Paid	Amount Paid	Payments in County
Geneva (Alabama)	42				<p>Resident</p>
		Resident of County	9	\$114,100.00	
		Totals:	9	\$114,100.00	
Greene (Alabama)	5				<p>Resident</p>
		Resident of County	4	\$22,900.00	
		Totals:	4	\$22,900.00	
Hale (Alabama)	13				<p>Resident Both</p>
		Resident of County	7	\$140,200.00	
		Resident and Loss in County	1	\$100,000.00	
Totals:	8	\$240,200.00			
Henry (Alabama)	7				<p>Resident</p>
		Resident of County	2	\$11,600.00	
		Totals:	2	\$11,600.00	
Houston (Alabama)	98				<p>Resident Both</p>
		Resident of County	26	\$196,300.00	
		Resident and Loss in County	2	\$138,900.00	
Totals:	28	\$335,200.00			

GCCF Program Statistics - Overall Summary (as of October 20, 2010, 5:05 PM ET)

County (Alabama)	Total Claims	Claimant Type	Claims Paid	Amount Paid	Payments in County
Jackson (Alabama)	14	<u>Claimant Type</u>	<u>Claims Paid</u>	<u>Amount Paid</u>	Payments in County  <ul style="list-style-type: none"> ■ Resident ■ Loss
		Resident of County	9	\$102,500.00	
		Claim Loss in County	1	\$14,500.00	
		Totals:	10	\$117,000.00	
Jefferson (Alabama)	502	<u>Claimant Type</u>	<u>Claims Paid</u>	<u>Amount Paid</u>	Payments in County  <ul style="list-style-type: none"> ■ Resident ■ Loss ■ Both
		Resident of County	291	\$3,413,600.00	
		Resident and Loss in County	5	\$106,400.00	
		Claim Loss in County	2	\$54,800.00	
Totals:	298	\$3,574,800.00			
Lauderdale (Alabama)	28	<u>Claimant Type</u>	<u>Claims Paid</u>	<u>Amount Paid</u>	Payments in County  <ul style="list-style-type: none"> ■ Resident
		Resident of County	15	\$152,200.00	
		Totals:	15	\$152,200.00	
Lawrence (Alabama)	7	<u>Claimant Type</u>	<u>Claims Paid</u>	<u>Amount Paid</u>	Payments in County  <ul style="list-style-type: none"> ■ Resident ■ Loss
		Resident of County	2	\$21,200.00	
		Claim Loss in County	1	\$1,400.00	
		Totals:	3	\$22,600.00	
Lee (Alabama)	68	<u>Claimant Type</u>	<u>Claims Paid</u>	<u>Amount Paid</u>	Payments in County  <ul style="list-style-type: none"> ■ Resident
		Resident of County	32	\$298,000.00	
		Totals:	32	\$298,000.00	


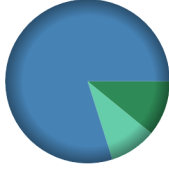



GCCF Program Statistics - Overall Summary

(as of October 20, 2010, 5:05 PM ET)

County (Alabama)	Total Claims	Claimant Type	Claims Paid	Amount Paid	Payments in County
Limestone (Alabama)	41	<u>Claimant Type</u>	<u>Claims Paid</u>	<u>Amount Paid</u>	Payments in County  <ul style="list-style-type: none"> Resident
		Resident of County	28	\$416,700.00	
		Totals:	28	\$416,700.00	
Macon (Alabama)	4	<u>Claimant Type</u>	<u>Claims Paid</u>	<u>Amount Paid</u>	Payments in County  <ul style="list-style-type: none"> Resident
		Resident of County	1	\$5,000.00	
		Totals:	1	\$5,000.00	
Madison (Alabama)	215	<u>Claimant Type</u>	<u>Claims Paid</u>	<u>Amount Paid</u>	Payments in County  <ul style="list-style-type: none"> Resident Loss Both
		Resident of County	120	\$1,517,200.00	
		Resident and Loss in County	2	\$49,000.00	
		Claim Loss in County	1	\$3,000.00	
Totals:	123	\$1,569,200.00			
Marengo (Alabama)	18	<u>Claimant Type</u>	<u>Claims Paid</u>	<u>Amount Paid</u>	Payments in County  <ul style="list-style-type: none"> Resident
		Resident of County	11	\$83,200.00	
		Totals:	11	\$83,200.00	
Marion (Alabama)	4	<u>Claimant Type</u>	<u>Claims Paid</u>	<u>Amount Paid</u>	Payments in County  <ul style="list-style-type: none"> Resident
		Resident of County	1	\$1,200.00	
		Totals:	1	\$1,200.00	

GCCF Program Statistics - Overall Summary

(as of October 20, 2010, 5:05 PM ET)






County (Alabama)	Total Claims	Claimant Type	Claims Paid	Amount Paid	Payments in County
Marshall (Alabama)	45	<u>Claimant Type</u>	<u>Claims Paid</u>	<u>Amount Paid</u>	Payments in County  <ul style="list-style-type: none"> ■ Resident ■ Both
		Resident of County	23	\$294,700.00	
		Resident and Loss in County	1	\$37,200.00	
		Totals:	24	\$331,900.00	
Mobile (Alabama)	18,070	<u>Claimant Type</u>	<u>Claims Paid</u>	<u>Amount Paid</u>	Payments in County  <ul style="list-style-type: none"> ■ Resident ■ Loss ■ Both
		Resident of County	720	\$10,949,465.00	
		Resident and Loss in County	4,300	\$80,097,100.00	
		Claim Loss in County	440	\$9,217,100.00	
Totals:	5,460	\$100,263,665.00			
Monroe (Alabama)	76	<u>Claimant Type</u>	<u>Claims Paid</u>	<u>Amount Paid</u>	Payments in County  <ul style="list-style-type: none"> ■ Resident ■ Both
		Resident of County	35	\$572,600.00	
		Resident and Loss in County	11	\$145,400.00	
		Totals:	46	\$718,000.00	
Montgomery (Alabama)	188	<u>Claimant Type</u>	<u>Claims Paid</u>	<u>Amount Paid</u>	Payments in County  <ul style="list-style-type: none"> ■ Resident ■ Both
		Resident of County	81	\$1,059,700.00	
		Resident and Loss in County	3	\$241,700.00	
		Totals:	84	\$1,301,400.00	
Morgan (Alabama)	70	<u>Claimant Type</u>	<u>Claims Paid</u>	<u>Amount Paid</u>	Payments in County  <ul style="list-style-type: none"> ■ Resident
		Resident of County	45	\$516,100.00	
		Totals:	45	\$516,100.00	

GCCF Program Statistics - Overall Summary (as of October 20, 2010, 5:05 PM ET)

County (Alabama)	Total Claims	Claimant Type	Claims Paid	Amount Paid	Payments in County
Perry (Alabama)	3	<u>Claimant Type</u>	<u>Claims Paid</u>	<u>Amount Paid</u>	Payments in County  Loss
		Claim Loss in County	1	\$35,000.00	
		Totals:	1	\$35,000.00	
Pickens (Alabama)	10	<u>Claimant Type</u>	<u>Claims Paid</u>	<u>Amount Paid</u>	Payments in County  Resident
		Resident of County	4	\$43,400.00	
		Totals:	4	\$43,400.00	
Pike (Alabama)	27	<u>Claimant Type</u>	<u>Claims Paid</u>	<u>Amount Paid</u>	Payments in County  Resident
		Resident of County	4	\$28,000.00	
		Totals:	4	\$28,000.00	
Randolph (Alabama)	7	<u>Claimant Type</u>	<u>Claims Paid</u>	<u>Amount Paid</u>	Payments in County  Resident
		Resident of County	4	\$50,300.00	
		Totals:	4	\$50,300.00	
Russell (Alabama)	15	<u>Claimant Type</u>	<u>Claims Paid</u>	<u>Amount Paid</u>	Payments in County  Resident
		Resident of County	2	\$21,100.00	
		Totals:	2	\$21,100.00	

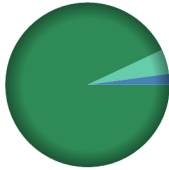

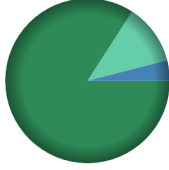

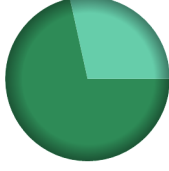
GCCF Program Statistics - Overall Summary

(as of October 20, 2010, 5:05 PM ET)

County (Alabama)	Total Claims	Claimant Type	Claims Paid	Amount Paid	Payments in County
Shelby (Alabama)	195	<u>Claimant Type</u>	<u>Claims Paid</u>	<u>Amount Paid</u>	Payments in County  <ul style="list-style-type: none"> ■ Resident ■ Loss ■ Both
		Resident of County	112	\$1,317,700.00	
		Resident and Loss in County	2	\$23,500.00	
		Claim Loss in County	1	\$28,800.00	
Totals:	115	\$1,370,000.00			
St. Clair (Alabama)	36	<u>Claimant Type</u>	<u>Claims Paid</u>	<u>Amount Paid</u>	Payments in County  <ul style="list-style-type: none"> ■ Resident
		Resident of County	23	\$332,000.00	
		Totals:	23	\$332,000.00	
Sumter (Alabama)	5	<u>Claimant Type</u>	<u>Claims Paid</u>	<u>Amount Paid</u>	Payments in County  <ul style="list-style-type: none"> ■ Resident
		Resident of County	1	\$46,200.00	
		Totals:	1	\$46,200.00	
Talladega (Alabama)	34	<u>Claimant Type</u>	<u>Claims Paid</u>	<u>Amount Paid</u>	Payments in County  <ul style="list-style-type: none"> ■ Resident
		Resident of County	20	\$117,700.00	
		Totals:	20	\$117,700.00	
Tallapoosa (Alabama)	21	<u>Claimant Type</u>	<u>Claims Paid</u>	<u>Amount Paid</u>	Payments in County  <ul style="list-style-type: none"> ■ Resident
		Resident of County	8	\$58,000.00	
		Totals:	8	\$58,000.00	


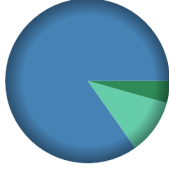
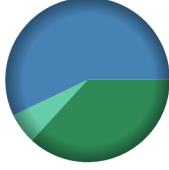
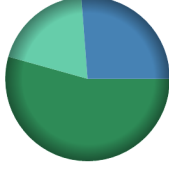
GCCF Program Statistics - Overall Summary

(as of October 20, 2010, 5:05 PM ET)

County (Alabama)	Total Claims	Claimant Type	Claims Paid	Amount Paid	Payments in County
Tuscaloosa	174	Resident of County	98	\$948,500.00	 <ul style="list-style-type: none"> Resident Loss Both
		Resident and Loss in County	2	\$22,000.00	
		Claim Loss in County	2	\$49,000.00	
		Totals:	102	\$1,019,500.00	
Unknown	91	Resident of County	35	\$1,005,100.00	 <ul style="list-style-type: none"> Resident
		Totals:	35	\$1,005,100.00	
		Walker	32	Claimant Type	
Walker	32	Resident of County	16	\$198,600.00	 <ul style="list-style-type: none"> Resident Loss Both
		Resident and Loss in County	1	\$9,500.00	
		Claim Loss in County	2	\$28,000.00	
		Totals:	19	\$236,100.00	
Washington	108	Resident of County	13	\$133,800.00	 <ul style="list-style-type: none"> Resident Loss Both
		Resident and Loss in County	1	\$15,000.00	
		Claim Loss in County	5	\$112,600.00	
		Totals:	19	\$261,400.00	
Wilcox	27	Resident of County	11	\$157,000.00	 <ul style="list-style-type: none"> Resident Both
		Resident and Loss in County	2	\$62,400.00	
		Totals:	13	\$219,400.00	

GCCF Program Statistics - Overall Summary

(as of October 20, 2010, 5:05 PM ET)

County	Total Claims	Claimant Type	Claims Paid	Amount Paid	Payments in County
Winston (Alabama)	11	<u>Claimant Type</u>	<u>Claims Paid</u>	<u>Amount Paid</u>	Payments in County  <ul style="list-style-type: none"> Resident
		Resident of County	5	\$189,800.00	
		Totals:	5	\$189,800.00	
		Aachua (Florida)	54	<u>Claimant Type</u>	
Resident of County	14			\$125,800.00	
Resident and Loss in County	5			\$145,600.00	
Claim Loss in County	1			\$12,000.00	
Totals:	20	\$283,400.00			
Bay (Florida)	19,928	<u>Claimant Type</u>	<u>Claims Paid</u>	<u>Amount Paid</u>	Payments in County  <ul style="list-style-type: none"> Resident Loss Both
		Resident of County	377	\$4,969,600.00	
		Resident and Loss in County	6,255	\$96,648,076.00	
		Claim Loss in County	1,141	\$12,334,700.00	
Totals:	7,773	\$113,952,376.00			
Brevard (Florida)	89	<u>Claimant Type</u>	<u>Claims Paid</u>	<u>Amount Paid</u>	Payments in County  <ul style="list-style-type: none"> Resident Loss Both
		Resident of County	9	\$183,600.00	
		Resident and Loss in County	8	\$284,600.00	
		Claim Loss in County	2	\$30,300.00	
Totals:	19	\$498,500.00			
Broward (Florida)	234	<u>Claimant Type</u>	<u>Claims Paid</u>	<u>Amount Paid</u>	Payments in County  <ul style="list-style-type: none"> Resident Loss Both
		Resident of County	20	\$701,600.00	
		Resident and Loss in County	4	\$338,500.00	
		Claim Loss in County	10	\$251,200.00	
Totals:	34	\$1,291,300.00			

GCCF Program Statistics - Overall Summary

(as of October 20, 2010, 5:05 PM ET)

County (Florida)	Total Claims	Claimant Type	Claims Paid	Amount Paid	Payments in County
Calhoun (Florida)	86	<u>Claimant Type</u>	<u>Claims Paid</u>	<u>Amount Paid</u>	<p>Payments in County</p> <ul style="list-style-type: none"> Resident Loss Both
		Resident of County	15	\$182,900.00	
		Resident and Loss in County	1	\$6,000.00	
		Claim Loss in County	1	\$4,200.00	
Totals:	17	\$193,100.00			
Charlotte (Florida)	107	<u>Claimant Type</u>	<u>Claims Paid</u>	<u>Amount Paid</u>	<p>Payments in County</p> <ul style="list-style-type: none"> Resident Loss Both
		Resident of County	2	\$5,200.00	
		Resident and Loss in County	21	\$899,000.00	
		Claim Loss in County	6	\$64,400.00	
Totals:	29	\$968,600.00			
Citrus (Florida)	203	<u>Claimant Type</u>	<u>Claims Paid</u>	<u>Amount Paid</u>	<p>Payments in County</p> <ul style="list-style-type: none"> Resident Loss Both
		Resident of County	21	\$372,600.00	
		Resident and Loss in County	78	\$1,280,200.00	
		Claim Loss in County	7	\$162,700.00	
Totals:	106	\$1,815,500.00			
Clay (Florida)	24	<u>Claimant Type</u>	<u>Claims Paid</u>	<u>Amount Paid</u>	<p>Payments in County</p> <ul style="list-style-type: none"> Resident Loss Both
		Resident of County	4	\$25,400.00	
		Resident and Loss in County	1	\$125,000.00	
		Claim Loss in County	1	\$18,700.00	
Totals:	6	\$169,100.00			
Collier (Florida)	3,092	<u>Claimant Type</u>	<u>Claims Paid</u>	<u>Amount Paid</u>	<p>Payments in County</p> <ul style="list-style-type: none"> Resident Loss Both
		Resident of County	30	\$403,800.00	
		Resident and Loss in County	512	\$5,960,900.00	
		Claim Loss in County	17	\$104,400.00	
Totals:	559	\$6,469,100.00			

GCCF Program Statistics - Overall Summary

(as of October 20, 2010, 5:05 PM ET)

County (Florida)	Total Claims	Claimant Type	Claims Paid	Amount Paid	Payments in County
Columbia (Florida)	10	<u>Claimant Type</u>	<u>Claims Paid</u>	<u>Amount Paid</u>	<ul style="list-style-type: none"> Resident Both
		Resident of County	3	\$46,500.00	
		Resident and Loss in County	1	\$40,000.00	
		Totals:	4	\$86,500.00	
Dixie (Florida)	30	<u>Claimant Type</u>	<u>Claims Paid</u>	<u>Amount Paid</u>	<ul style="list-style-type: none"> Resident Loss Both
		Resident of County	1	\$3,000.00	
		Resident and Loss in County	12	\$353,400.00	
		Claim Loss in County	4	\$89,700.00	
Totals:	17	\$446,100.00			
Duval (Florida)	214	<u>Claimant Type</u>	<u>Claims Paid</u>	<u>Amount Paid</u>	<ul style="list-style-type: none"> Resident Loss Both
		Resident of County	32	\$559,800.00	
		Resident and Loss in County	14	\$993,000.00	
		Claim Loss in County	6	\$131,500.00	
Totals:	52	\$1,684,300.00			
Escambia (Florida)	11,638	<u>Claimant Type</u>	<u>Claims Paid</u>	<u>Amount Paid</u>	<ul style="list-style-type: none"> Resident Loss Both
		Resident of County	1,299	\$15,133,200.00	
		Resident and Loss in County	3,250	\$53,602,400.00	
		Claim Loss in County	874	\$12,279,300.00	
Totals:	5,423	\$81,014,900.00			
Flagler (Florida)	7	<u>Claimant Type</u>	<u>Claims Paid</u>	<u>Amount Paid</u>	<ul style="list-style-type: none"> Resident
		Resident of County	2	\$65,400.00	
		Totals:	2	\$65,400.00	

GCCF Program Statistics - Overall Summary

(as of October 20, 2010, 5:05 PM ET)

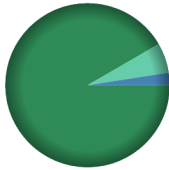

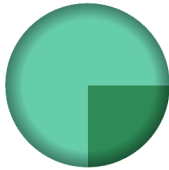
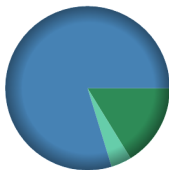
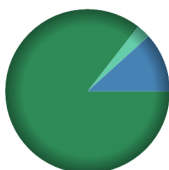
County (Florida)	Total Claims	Claimant Type	Claims Paid	Amount Paid	Payments in County
Franklin (Florida)	1,799	<u>Claimant Type</u>	<u>Claims Paid</u>	<u>Amount Paid</u>	<p>Payments in County</p> <ul style="list-style-type: none"> Resident Loss Both
		Resident of County	31	\$382,600.00	
		Resident and Loss in County	1,027	\$12,652,300.00	
		Claim Loss in County	116	\$1,508,600.00	
		Totals:	1,174	\$14,543,500.00	
Gadsden (Florida)	53	<u>Claimant Type</u>	<u>Claims Paid</u>	<u>Amount Paid</u>	<p>Payments in County</p> <ul style="list-style-type: none"> Resident Loss Both
		Resident of County	9	\$166,100.00	
		Resident and Loss in County	2	\$44,200.00	
		Claim Loss in County	1	\$6,000.00	
		Totals:	12	\$216,300.00	
Gulf (Florida)	1,075	<u>Claimant Type</u>	<u>Claims Paid</u>	<u>Amount Paid</u>	<p>Payments in County</p> <ul style="list-style-type: none"> Resident Loss Both
		Resident of County	77	\$1,017,200.00	
		Resident and Loss in County	308	\$7,041,000.00	
		Claim Loss in County	89	\$1,173,900.00	
		Totals:	474	\$9,232,100.00	
Hardee (Florida)	1	<u>Claimant Type</u>	<u>Claims Paid</u>	<u>Amount Paid</u>	<p>Payments in County</p> <ul style="list-style-type: none"> Resident
		Resident of County	1	\$15,000.00	
		Totals:	1	\$15,000.00	
Hendry (Florida)	8	<u>Claimant Type</u>	<u>Claims Paid</u>	<u>Amount Paid</u>	<p>Payments in County</p> <ul style="list-style-type: none"> Resident
		Resident of County	1	\$24,000.00	
		Totals:	1	\$24,000.00	

GCCF Program Statistics - Overall Summary (as of October 20, 2010, 5:05 PM ET)

County (Florida)	Total Claims	Claimant Type	Claims Paid	Amount Paid	Payments in County
Hernando (Florida)	132	<u>Claimant Type</u>	<u>Claims Paid</u>	<u>Amount Paid</u>	<ul style="list-style-type: none"> Resident Loss Both
		Resident of County	21	\$330,300.00	
		Resident and Loss in County	39	\$940,400.00	
		Claim Loss in County	15	\$303,200.00	
		Totals:	75	\$1,573,900.00	
Hillsborough (Florida)	495	<u>Claimant Type</u>	<u>Claims Paid</u>	<u>Amount Paid</u>	<ul style="list-style-type: none"> Resident Loss Both
		Resident of County	56	\$835,500.00	
		Resident and Loss in County	100	\$2,178,900.00	
		Claim Loss in County	24	\$447,100.00	
		Totals:	180	\$3,461,500.00	
Holmes (Florida)	273	<u>Claimant Type</u>	<u>Claims Paid</u>	<u>Amount Paid</u>	<ul style="list-style-type: none"> Resident Loss Both
		Resident of County	79	\$756,200.00	
		Resident and Loss in County	16	\$197,200.00	
		Claim Loss in County	3	\$14,100.00	
		Totals:	98	\$967,500.00	
Indian River (Florida)	23	<u>Claimant Type</u>	<u>Claims Paid</u>	<u>Amount Paid</u>	<ul style="list-style-type: none"> Both
		Resident and Loss in County	3	\$157,000.00	
		Totals:	3	\$157,000.00	
Jackson (Florida)	214	<u>Claimant Type</u>	<u>Claims Paid</u>	<u>Amount Paid</u>	<ul style="list-style-type: none"> Resident Loss Both
		Resident of County	23	\$311,200.00	
		Resident and Loss in County	3	\$96,000.00	
		Claim Loss in County	1	\$7,900.00	
		Totals:	27	\$415,100.00	

GCCF Program Statistics - Overall Summary

(as of October 20, 2010, 5:05 PM ET)

County (Florida)	Total Claims	Claimant Type	Claims Paid	Amount Paid	Payments in County
Jefferson (Florida)	12	<u>Claimant Type</u>	<u>Claims Paid</u>	<u>Amount Paid</u>	 <ul style="list-style-type: none"> ■ Resident ■ Loss ■ Both
		Resident of County	3	\$93,000.00	
		Resident and Loss in County	2	\$2,500.00	
		Claim Loss in County	1	\$6,000.00	
Totals:	6	\$101,500.00			
Lafayette (Florida)	4	<u>Claimant Type</u>	<u>Claims Paid</u>	<u>Amount Paid</u>	 <ul style="list-style-type: none"> ■ Both
		Resident and Loss in County	1	\$226,700.00	
		Totals:	1	\$226,700.00	
Lake (Florida)	32	<u>Claimant Type</u>	<u>Claims Paid</u>	<u>Amount Paid</u>	 <ul style="list-style-type: none"> ■ Resident ■ Both
		Resident of County	6	\$45,900.00	
		Resident and Loss in County	5	\$137,900.00	
		Totals:	11	\$183,800.00	
Lee (Florida)	1,160	<u>Claimant Type</u>	<u>Claims Paid</u>	<u>Amount Paid</u>	 <ul style="list-style-type: none"> ■ Resident ■ Loss ■ Both
		Resident of County	26	\$627,200.00	
		Resident and Loss in County	140	\$3,078,900.00	
		Claim Loss in County	23	\$155,800.00	
Totals:	189	\$3,861,900.00			
Leon (Florida)	357	<u>Claimant Type</u>	<u>Claims Paid</u>	<u>Amount Paid</u>	 <ul style="list-style-type: none"> ■ Resident ■ Loss ■ Both
		Resident of County	80	\$1,554,900.00	
		Resident and Loss in County	7	\$212,600.00	
		Claim Loss in County	4	\$50,300.00	
Totals:	91	\$1,817,800.00			

GCCF Program Statistics - Overall Summary




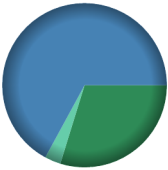
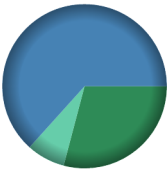
(as of October 20, 2010, 5:05 PM ET)

Levy (Florida)	139	<u>Claimant Type</u>	<u>Claims Paid</u>	<u>Amount Paid</u>	Payments in County
		Resident of County	11	\$309,300.00	<p>Legend: Resident (Green), Loss (Light Green), Both (Blue)</p>
		Resident and Loss in County	67	\$1,582,000.00	
		Claim Loss in County	9	\$241,100.00	
		Totals:	87	\$2,132,400.00	
Liberty (Florida)	49	<u>Claimant Type</u>	<u>Claims Paid</u>	<u>Amount Paid</u>	Payments in County
		Resident of County	18	\$160,000.00	<p>Legend: Resident (Green), Loss (Light Green), Both (Blue)</p>
		Resident and Loss in County	3	\$36,200.00	
		Claim Loss in County	2	\$49,600.00	
		Totals:	23	\$245,800.00	
Madison (Florida)	6	<u>Claimant Type</u>	<u>Claims Paid</u>	<u>Amount Paid</u>	Payments in County
		Resident of County	1	\$2,100.00	<p>Legend: Resident (Green), Loss (Light Green)</p>
		Claim Loss in County	1	\$1,200.00	
		Totals:	2	\$3,300.00	
Manatee (Florida)	210	<u>Claimant Type</u>	<u>Claims Paid</u>	<u>Amount Paid</u>	Payments in County
		Resident of County	17	\$451,000.00	<p>Legend: Resident (Green), Loss (Light Green), Both (Blue)</p>
		Resident and Loss in County	44	\$1,924,500.00	
		Claim Loss in County	17	\$517,900.00	
		Totals:	78	\$2,893,400.00	
Marion (Florida)	48	<u>Claimant Type</u>	<u>Claims Paid</u>	<u>Amount Paid</u>	Payments in County
		Resident of County	9	\$97,500.00	<p>Legend: Resident (Green), Loss (Light Green), Both (Blue)</p>
		Resident and Loss in County	1	\$20,200.00	
		Claim Loss in County	1	\$26,000.00	
		Totals:	11	\$143,700.00	

GCCF Program Statistics - Overall Summary (as of October 20, 2010, 5:05 PM ET)

County (Florida)	Total Claims	Claimant Type	Claims Paid	Amount Paid	Payments in County
Martin (Florida)	22	<u>Claimant Type</u>	<u>Claims Paid</u>	<u>Amount Paid</u>	<ul style="list-style-type: none"> Resident Both
		Resident of County	2	\$27,200.00	
		Resident and Loss in County	5	\$109,500.00	
		Totals:	7	\$136,700.00	
Miami-dade (Florida)	435	<u>Claimant Type</u>	<u>Claims Paid</u>	<u>Amount Paid</u>	<ul style="list-style-type: none"> Resident Loss Both
		Resident of County	28	\$411,400.00	
		Resident and Loss in County	16	\$560,700.00	
		Claim Loss in County	11	\$285,000.00	
Totals:	55	\$1,257,100.00			
Monroe (Florida)	1,897	<u>Claimant Type</u>	<u>Claims Paid</u>	<u>Amount Paid</u>	<ul style="list-style-type: none"> Resident Loss Both
		Resident of County	23	\$541,400.00	
		Resident and Loss in County	539	\$14,948,200.00	
		Claim Loss in County	31	\$418,900.00	
Totals:	593	\$15,908,500.00			
Nassau (Florida)	11	<u>Claimant Type</u>	<u>Claims Paid</u>	<u>Amount Paid</u>	<ul style="list-style-type: none"> Resident Loss Both
		Resident of County	3	\$65,200.00	
		Resident and Loss in County	2	\$31,100.00	
		Claim Loss in County	1	\$30,000.00	
Totals:	6	\$126,300.00			
Okaloosa (Florida)	16,310	<u>Claimant Type</u>	<u>Claims Paid</u>	<u>Amount Paid</u>	<ul style="list-style-type: none"> Resident Loss Both
		Resident of County	1,017	\$13,555,600.00	
		Resident and Loss in County	5,393	\$99,326,300.00	
		Claim Loss in County	2,577	\$33,199,200.00	
Totals:	8,987	\$146,081,100.00			

GCCF Program Statistics - Overall Summary (as of October 20, 2010, 5:05 PM ET)


County (Florida)	Total Claims	Claimant Type	Claims Paid	Amount Paid	Payments in County
Okeechobee (Florida)	5	<u>Claimant Type</u>	<u>Claims Paid</u>	<u>Amount Paid</u>	 <ul style="list-style-type: none"> Loss
		Claim Loss in County	1	\$5,000.00	
		Totals:	1	\$5,000.00	
Orange (Florida)	218	<u>Claimant Type</u>	<u>Claims Paid</u>	<u>Amount Paid</u>	 <ul style="list-style-type: none"> Resident Both
		Resident of County	50	\$754,900.00	
		Resident and Loss in County	6	\$185,000.00	
		Totals:	56	\$939,900.00	
Osceola (Florida)	17	<u>Claimant Type</u>	<u>Claims Paid</u>	<u>Amount Paid</u>	 <ul style="list-style-type: none"> Resident
		Resident of County	3	\$27,400.00	
		Totals:	3	\$27,400.00	
Palm Beach (Florida)	155	<u>Claimant Type</u>	<u>Claims Paid</u>	<u>Amount Paid</u>	 <ul style="list-style-type: none"> Resident Loss Both
		Resident of County	14	\$202,100.00	
		Resident and Loss in County	9	\$455,500.00	
		Claim Loss in County	3	\$21,300.00	
Totals:	26	\$678,900.00			
Pasco (Florida)	351	<u>Claimant Type</u>	<u>Claims Paid</u>	<u>Amount Paid</u>	 <ul style="list-style-type: none"> Resident Loss Both
		Resident of County	69	\$1,154,000.00	
		Resident and Loss in County	93	\$2,512,300.00	
		Claim Loss in County	18	\$299,700.00	
Totals:	180	\$3,966,000.00			

GCCF Program Statistics - Overall Summary (as of October 20, 2010, 5:05 PM ET)

County (Florida)	Total Claims	Claimant Type	Claims Paid	Amount Paid	Payments in County
Pinellas (Florida)	1,543	<u>Claimant Type</u>	<u>Claims Paid</u>	<u>Amount Paid</u>	
		Resident of County	45	\$1,335,100.00	
		Resident and Loss in County	451	\$7,987,700.00	
		Claim Loss in County	94	\$1,429,900.00	
		Totals:	590	\$10,752,700.00	
Polk (Florida)	87	<u>Claimant Type</u>	<u>Claims Paid</u>	<u>Amount Paid</u>	
		Resident of County	10	\$132,400.00	
		Resident and Loss in County	5	\$145,000.00	
		Claim Loss in County	1	\$9,200.00	
		Totals:	16	\$286,600.00	
Putnam (Florida)	9	<u>Claimant Type</u>	<u>Claims Paid</u>	<u>Amount Paid</u>	
		Resident and Loss in County	2	\$51,500.00	
		Totals:	2	\$51,500.00	
Santa Rosa (Florida)	5,697	<u>Claimant Type</u>	<u>Claims Paid</u>	<u>Amount Paid</u>	
		Resident of County	726	\$8,723,100.00	
		Resident and Loss in County	1,336	\$29,596,500.00	
		Claim Loss in County	993	\$12,265,800.00	
		Totals:	3,055	\$50,585,400.00	
Sarasota (Florida)	209	<u>Claimant Type</u>	<u>Claims Paid</u>	<u>Amount Paid</u>	
		Resident of County	10	\$79,200.00	
		Resident and Loss in County	29	\$913,000.00	
		Claim Loss in County	8	\$88,300.00	
		Totals:	47	\$1,080,500.00	

GCCF Program Statistics - Overall Summary

(as of October 20, 2010, 5:05 PM ET)

County (Florida)	Total Claims	Claimant Type	Claims Paid	Amount Paid	Payments in County
Seminole (Florida)	46	<u>Claimant Type</u>	<u>Claims Paid</u>	<u>Amount Paid</u>	Payments in County  <ul style="list-style-type: none"> Resident
		Resident of County	13	\$189,300.00	
		Totals:	13	\$189,300.00	
St. Johns (Florida)	33	<u>Claimant Type</u>	<u>Claims Paid</u>	<u>Amount Paid</u>	Payments in County  <ul style="list-style-type: none"> Resident Both
		Resident of County	7	\$133,500.00	
		Resident and Loss in County	4	\$76,500.00	
Totals:	11	\$210,000.00			
St. Lucie (Florida)	28	<u>Claimant Type</u>	<u>Claims Paid</u>	<u>Amount Paid</u>	Payments in County  <ul style="list-style-type: none"> Resident Both
		Resident of County	3	\$66,500.00	
		Resident and Loss in County	1	\$60,000.00	
Totals:	4	\$126,500.00			
Sumter (Florida)	11	<u>Claimant Type</u>	<u>Claims Paid</u>	<u>Amount Paid</u>	Payments in County  <ul style="list-style-type: none"> Resident
		Resident of County	6	\$149,600.00	
		Totals:	6	\$149,600.00	
Suwannee (Florida)	7	<u>Claimant Type</u>	<u>Claims Paid</u>	<u>Amount Paid</u>	Payments in County  <ul style="list-style-type: none"> Resident
		Resident of County	1	\$3,200.00	
		Totals:	1	\$3,200.00	

GCCF Program Statistics - Overall Summary

(as of October 20, 2010, 5:05 PM ET)

County (Florida)	Total Claims	Claimant Type	Claims Paid	Amount Paid	Payments in County
Taylor (Florida)	61	<u>Claimant Type</u>	<u>Claims Paid</u>	<u>Amount Paid</u>	
		Resident of County	8	\$298,200.00	
		Resident and Loss in County	32	\$993,800.00	
		Claim Loss in County	1	\$4,800.00	
Totals:	41	\$1,296,800.00			
Unknown (Florida)	100	<u>Claimant Type</u>	<u>Claims Paid</u>	<u>Amount Paid</u>	
		Resident of County	31	\$706,100.00	
		Totals:	31	\$706,100.00	
Volusia (Florida)	57	<u>Claimant Type</u>	<u>Claims Paid</u>	<u>Amount Paid</u>	
		Resident of County	5	\$184,100.00	
		Resident and Loss in County	4	\$482,000.00	
		Claim Loss in County	3	\$33,800.00	
Totals:	12	\$699,900.00			
Wakulla (Florida)	471	<u>Claimant Type</u>	<u>Claims Paid</u>	<u>Amount Paid</u>	
		Resident of County	33	\$816,300.00	
		Resident and Loss in County	268	\$5,759,200.00	
		Claim Loss in County	26	\$649,000.00	
Totals:	327	\$7,224,500.00			
Walton (Florida)	7,892	<u>Claimant Type</u>	<u>Claims Paid</u>	<u>Amount Paid</u>	
		Resident of County	728	\$14,225,600.00	
		Resident and Loss in County	2,169	\$41,319,900.00	
		Claim Loss in County	1,706	\$19,900,600.00	
Totals:	4,603	\$75,446,100.00			

GCCF Program Statistics - Overall Summary


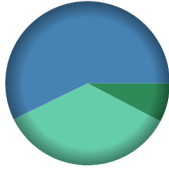

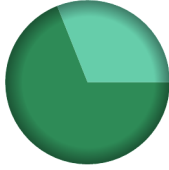
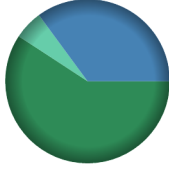
(as of October 20, 2010, 5:05 PM ET)

County	Total Claims	Claimant Type	Claims Paid	Amount Paid	Payments in County
Washington (Florida)	638	<u>Claimant Type</u>	<u>Claims Paid</u>	<u>Amount Paid</u>	<p>Payments in County</p> <ul style="list-style-type: none"> Resident Loss Both
		Resident of County	146	\$1,354,700.00	
		Resident and Loss in County	23	\$318,700.00	
		Claim Loss in County	6	\$62,500.00	
Totals:	175	\$1,735,900.00			
Acadia (Louisiana)	83	<u>Claimant Type</u>	<u>Claims Paid</u>	<u>Amount Paid</u>	<p>Payments in County</p> <ul style="list-style-type: none"> Resident Loss Both
		Resident of County	11	\$274,000.00	
		Resident and Loss in County	7	\$290,600.00	
		Claim Loss in County	4	\$70,900.00	
Totals:	22	\$635,500.00			
Allen (Louisiana)	38	<u>Claimant Type</u>	<u>Claims Paid</u>	<u>Amount Paid</u>	<p>Payments in County</p> <ul style="list-style-type: none"> Resident Loss
		Resident of County	1	\$30,000.00	
		Claim Loss in County	2	\$38,600.00	
Totals:	3	\$68,600.00			
Ascension (Louisiana)	358	<u>Claimant Type</u>	<u>Claims Paid</u>	<u>Amount Paid</u>	<p>Payments in County</p> <ul style="list-style-type: none"> Resident Loss Both
		Resident of County	37	\$552,300.00	
		Resident and Loss in County	10	\$302,900.00	
		Claim Loss in County	1	\$6,100.00	
Totals:	48	\$861,300.00			
Assumption (Louisiana)	268	<u>Claimant Type</u>	<u>Claims Paid</u>	<u>Amount Paid</u>	<p>Payments in County</p> <ul style="list-style-type: none"> Resident Loss Both
		Resident of County	16	\$374,300.00	
		Resident and Loss in County	40	\$904,600.00	
		Claim Loss in County	7	\$117,500.00	
Totals:	63	\$1,396,400.00			

GCCF Program Statistics - Overall Summary (as of October 20, 2010, 5:05 PM ET)

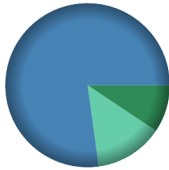



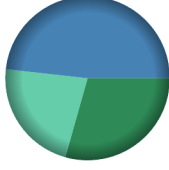
Parish (Louisiana)	Total Claims	Claimant Type	Claims Paid	Amount Paid	Payments in County
Avoyelles (Louisiana)	68	<u>Claimant Type</u>	<u>Claims Paid</u>	<u>Amount Paid</u>	
		Resident of County	11	\$136,200.00	
		Resident and Loss in County	11	\$641,800.00	
		Claim Loss in County	1	\$8,200.00	
Totals:	23	\$786,200.00			
Beauregard (Louisiana)	16	<u>Claimant Type</u>	<u>Claims Paid</u>	<u>Amount Paid</u>	
		Resident of County	3	\$135,200.00	
		Resident and Loss in County	4	\$76,000.00	
		Totals:	7	\$211,200.00	
Bossier (Louisiana)	27	<u>Claimant Type</u>	<u>Claims Paid</u>	<u>Amount Paid</u>	
		Resident of County	5	\$62,500.00	
		Totals:	5	\$62,500.00	
Caddo (Louisiana)	56	<u>Claimant Type</u>	<u>Claims Paid</u>	<u>Amount Paid</u>	
		Resident of County	11	\$116,200.00	
		Totals:	11	\$116,200.00	
Calcasieu (Louisiana)	570	<u>Claimant Type</u>	<u>Claims Paid</u>	<u>Amount Paid</u>	
		Resident of County	105	\$2,864,500.00	
		Resident and Loss in County	89	\$2,142,100.00	
		Claim Loss in County	19	\$419,600.00	
		Totals:	213	\$5,426,200.00	

GCCF Program Statistics - Overall Summary (as of October 20, 2010, 5:05 PM ET)

County (Louisiana)	Total Claims	Claimant Type	Claims Paid	Amount Paid	Payments in County
Caldwell	6	<u>Claimant Type</u>	<u>Claims Paid</u>	<u>Amount Paid</u>	Payments in County 
		Resident of County	2	\$7,300.00	
		Totals:	2	\$7,300.00	
Cameron	317	<u>Claimant Type</u>	<u>Claims Paid</u>	<u>Amount Paid</u>	Payments in County 
		Resident of County	18	\$472,500.00	
		Resident and Loss in County	127	\$3,522,700.00	
		Claim Loss in County	78	\$2,160,400.00	
		Totals:	223	\$6,155,600.00	
Claiborne	3	<u>Claimant Type</u>	<u>Claims Paid</u>	<u>Amount Paid</u>	Payments in County 
		Claim Loss in County	1	\$80,400.00	
		Totals:	1	\$80,400.00	
Concordia	27	<u>Claimant Type</u>	<u>Claims Paid</u>	<u>Amount Paid</u>	Payments in County 
		Resident of County	3	\$155,700.00	
		Resident and Loss in County	2	\$70,000.00	
		Totals:	5	\$225,700.00	
E. Baton Rouge	1,492	<u>Claimant Type</u>	<u>Claims Paid</u>	<u>Amount Paid</u>	Payments in County 
		Resident of County	133	\$2,284,700.00	
		Resident and Loss in County	46	\$1,352,600.00	
		Claim Loss in County	12	\$219,600.00	
		Totals:	191	\$3,856,900.00	

GCCF Program Statistics - Overall Summary

(as of October 20, 2010, 5:05 PM ET)

Claimant	Count	Claimant Type	Claims Paid	Amount Paid	Payments in County
E. Feliciana (Louisiana)	21	<u>Claimant Type</u>	<u>Claims Paid</u>	<u>Amount Paid</u>	Payments in County  <ul style="list-style-type: none"> ■ Resident ■ Loss ■ Both
		Resident of County	1	\$14,000.00	
		Resident and Loss in County	3	\$115,000.00	
		Claim Loss in County	1	\$20,000.00	
Totals:	5	\$149,000.00			
Evangeline (Louisiana)	36	<u>Claimant Type</u>	<u>Claims Paid</u>	<u>Amount Paid</u>	Payments in County  <ul style="list-style-type: none"> ■ Resident ■ Both
		Resident of County	5	\$103,900.00	
		Resident and Loss in County	4	\$70,300.00	
		Totals:	9	\$174,200.00	
Franklin (Louisiana)	7	<u>Claimant Type</u>	<u>Claims Paid</u>	<u>Amount Paid</u>	Payments in County  <ul style="list-style-type: none"> ■ Resident
		Resident of County	2	\$31,200.00	
		Totals:	2	\$31,200.00	
Grant (Louisiana)	10	<u>Claimant Type</u>	<u>Claims Paid</u>	<u>Amount Paid</u>	Payments in County  <ul style="list-style-type: none"> ■ Resident ■ Loss
		Resident of County	1	\$15,500.00	
		Claim Loss in County	1	\$10,000.00	
		Totals:	2	\$25,500.00	
Iberia (Louisiana)	803	<u>Claimant Type</u>	<u>Claims Paid</u>	<u>Amount Paid</u>	Payments in County  <ul style="list-style-type: none"> ■ Resident ■ Loss ■ Both
		Resident of County	102	\$3,219,800.00	
		Resident and Loss in County	209	\$5,287,700.00	
		Claim Loss in County	96	\$2,455,700.00	
		Totals:	407	\$10,963,200.00	

GCCF Program Statistics - Overall Summary (as of October 20, 2010, 5:05 PM ET)

County (Louisiana)	Total Claims	Claimant Type	Claims Paid	Amount Paid	Payments in County
Iberville (Louisiana)	152	<u>Claimant Type</u>	<u>Claims Paid</u>	<u>Amount Paid</u>	
		Resident of County	9	\$270,200.00	
		Resident and Loss in County	28	\$668,600.00	
		Claim Loss in County	5	\$130,300.00	
		Totals:	42	\$1,069,100.00	
Jackson (Louisiana)	3	<u>Claimant Type</u>	<u>Claims Paid</u>	<u>Amount Paid</u>	
		Resident of County	1	\$18,600.00	
		Resident and Loss in County	1	\$4,500.00	
		Totals:	2	\$23,100.00	
		Jefferson (Louisiana)	30,983	<u>Claimant Type</u>	
Resident of County	2,248			\$33,022,880.32	
Resident and Loss in County	3,519			\$71,124,300.00	
Claim Loss in County	1,453			\$21,387,685.21	
Totals:	7,220			\$125,534,865.53	
Jefferson Davis (Louisiana)	38	<u>Claimant Type</u>	<u>Claims Paid</u>	<u>Amount Paid</u>	
		Resident of County	5	\$53,700.00	
		Resident and Loss in County	8	\$231,500.00	
		Claim Loss in County	2	\$65,000.00	
		Totals:	15	\$350,200.00	
Lafayette (Louisiana)	1,025	<u>Claimant Type</u>	<u>Claims Paid</u>	<u>Amount Paid</u>	
		Resident of County	181	\$4,574,700.00	
		Resident and Loss in County	117	\$3,483,100.00	
		Claim Loss in County	71	\$1,750,200.00	
		Totals:	369	\$9,808,000.00	

GCCF Program Statistics - Overall Summary

(as of October 20, 2010, 5:05 PM ET)



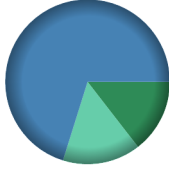
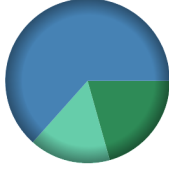

County (Louisiana)	Total Claims	Claimant Type	Claims Paid	Amount Paid	Payments in County
Lafourche (Louisiana)	2,328	<u>Claimant Type</u>	<u>Claims Paid</u>	<u>Amount Paid</u>	
		Resident of County	174	\$3,682,700.00	
		Resident and Loss in County	959	\$32,660,300.00	
		Claim Loss in County	219	\$4,522,580.32	
Totals:		1,352	\$40,865,580.32		
Lincoln (Louisiana)	16	<u>Claimant Type</u>	<u>Claims Paid</u>	<u>Amount Paid</u>	
		Resident of County	4	\$133,100.00	
		Totals:	4	\$133,100.00	
Livingston (Louisiana)	224	<u>Claimant Type</u>	<u>Claims Paid</u>	<u>Amount Paid</u>	
		Resident of County	42	\$996,100.00	
		Resident and Loss in County	20	\$781,800.00	
		Claim Loss in County	4	\$76,000.00	
Totals:		66	\$1,853,900.00		
Madison (Louisiana)	3	<u>Claimant Type</u>	<u>Claims Paid</u>	<u>Amount Paid</u>	
		Resident of County	1	\$16,200.00	
		Totals:	1	\$16,200.00	
Natchitoches (Louisiana)	13	<u>Claimant Type</u>	<u>Claims Paid</u>	<u>Amount Paid</u>	
		Resident of County	3	\$61,000.00	
		Resident and Loss in County	2	\$48,400.00	
		Totals:	5	\$109,400.00	

GCCF Program Statistics - Overall Summary (as of October 20, 2010, 5:05 PM ET)

County (Louisiana)	Total Claims	Claimant Type	Claims Paid	Amount Paid	Payments in County
Orleans (Louisiana)	40,982	<u>Claimant Type</u>	<u>Claims Paid</u>	<u>Amount Paid</u>	
		Resident of County	1,180	\$15,897,100.00	
		Resident and Loss in County	6,351	\$84,886,200.00	
		Claim Loss in County	2,650	\$36,771,300.00	
Totals:		10,181	\$137,554,600.00		
Ouachita (Louisiana)	74	<u>Claimant Type</u>	<u>Claims Paid</u>	<u>Amount Paid</u>	
		Resident of County	20	\$278,000.00	
		Resident and Loss in County	4	\$104,600.00	
		Totals:		24	
Plaquemines (Louisiana)	3,290	<u>Claimant Type</u>	<u>Claims Paid</u>	<u>Amount Paid</u>	
		Resident of County	133	\$4,013,600.00	
		Resident and Loss in County	1,053	\$59,493,500.00	
		Claim Loss in County	563	\$17,256,200.00	
Totals:		1,749	\$80,763,300.00		
Pointe Coupee (Louisiana)	29	<u>Claimant Type</u>	<u>Claims Paid</u>	<u>Amount Paid</u>	
		Resident of County	4	\$120,800.00	
		Resident and Loss in County	2	\$30,000.00	
		Totals:		6	
Rapides (Louisiana)	135	<u>Claimant Type</u>	<u>Claims Paid</u>	<u>Amount Paid</u>	
		Resident of County	17	\$322,000.00	
		Resident and Loss in County	5	\$309,800.00	
		Totals:		22	

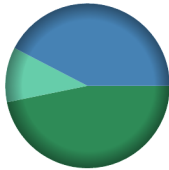
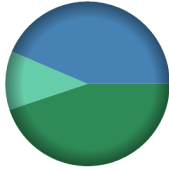
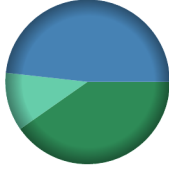
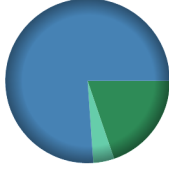
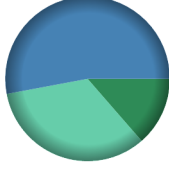
GCCF Program Statistics - Overall Summary

(as of October 20, 2010, 5:05 PM ET)

County (Louisiana)	Total Claims	Claimant Type	Claims Paid	Amount Paid	Payments in County
Richland	5	<u>Claimant Type</u>	<u>Claims Paid</u>	<u>Amount Paid</u>	Payments in County  <ul style="list-style-type: none"> Resident
		Resident of County	3	\$114,400.00	
		Totals:	3	\$114,400.00	
Sabine	8	<u>Claimant Type</u>	<u>Claims Paid</u>	<u>Amount Paid</u>	Payments in County  <ul style="list-style-type: none"> Resident
		Resident of County	1	\$16,800.00	
		Totals:	1	\$16,800.00	
St. Bernard	3,008	<u>Claimant Type</u>	<u>Claims Paid</u>	<u>Amount Paid</u>	Payments in County  <ul style="list-style-type: none"> Resident Loss Both
		Resident of County	293	\$4,407,900.00	
		Resident and Loss in County	670	\$21,332,200.00	
		Claim Loss in County	162	\$4,659,900.00	
		Totals:	1,125	\$30,400,000.00	
St. Charles	2,207	<u>Claimant Type</u>	<u>Claims Paid</u>	<u>Amount Paid</u>	Payments in County  <ul style="list-style-type: none"> Resident Loss Both
		Resident of County	151	\$2,044,400.00	
		Resident and Loss in County	211	\$6,277,500.00	
		Claim Loss in County	93	\$1,579,300.00	
		Totals:	455	\$9,901,200.00	
St. Helena	23	<u>Claimant Type</u>	<u>Claims Paid</u>	<u>Amount Paid</u>	Payments in County  <ul style="list-style-type: none"> Resident Loss
		Resident of County	3	\$50,500.00	
		Claim Loss in County	1	\$25,000.00	
Totals:	4	\$75,500.00			

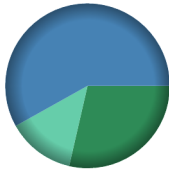
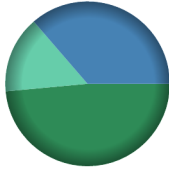
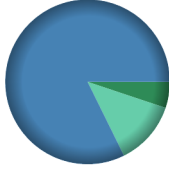
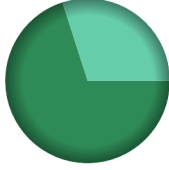

GCCF Program Statistics - Overall Summary

(as of October 20, 2010, 5:05 PM ET)

Parish (Louisiana)	Total Claims	Claimant Type	Claims Paid	Amount Paid	Payments in County
St. James (Louisiana)	358	Resident of County	9	\$222,400.00	 <ul style="list-style-type: none"> ■ Resident ■ Loss ■ Both
		Resident and Loss in County	8	\$201,500.00	
		Claim Loss in County	1	\$51,300.00	
		Totals:	18	\$475,200.00	
St. John The Baptist (Louisiana)	2,665	Resident of County	108	\$1,250,700.00	 <ul style="list-style-type: none"> ■ Resident ■ Loss ■ Both
		Resident and Loss in County	55	\$1,213,900.00	
		Claim Loss in County	26	\$321,400.00	
		Totals:	189	\$2,786,000.00	
St. Landry (Louisiana)	134	Resident of County	17	\$366,100.00	 <ul style="list-style-type: none"> ■ Resident ■ Loss ■ Both
		Resident and Loss in County	13	\$438,400.00	
		Claim Loss in County	4	\$104,300.00	
		Totals:	34	\$908,800.00	
St. Martin (Louisiana)	489	Resident of County	49	\$1,015,600.00	 <ul style="list-style-type: none"> ■ Resident ■ Loss ■ Both
		Resident and Loss in County	181	\$3,909,050.00	
		Claim Loss in County	14	\$211,100.00	
		Totals:	244	\$5,135,750.00	
St. Mary (Louisiana)	1,072	Resident of County	93	\$2,035,000.00	 <ul style="list-style-type: none"> ■ Resident ■ Loss ■ Both
		Resident and Loss in County	302	\$7,926,900.00	
		Claim Loss in County	147	\$5,011,200.00	
		Totals:	542	\$14,973,100.00	

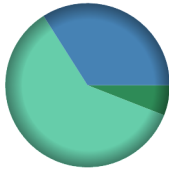




GCCF Program Statistics - Overall Summary

(as of October 20, 2010, 5:05 PM ET)

County (Louisiana)	Total Claims	Claimant Type	Claims Paid	Amount Paid	Payments in County
St. Tammany	4,288	<u>Claimant Type</u>	<u>Claims Paid</u>	<u>Amount Paid</u>	 <ul style="list-style-type: none"> ■ Resident ■ Loss ■ Both
		Resident of County	471	\$8,935,000.00	
		Resident and Loss in County	688	\$18,151,900.00	
		Claim Loss in County	214	\$4,158,365.00	
Totals:	1,373	\$31,245,265.00			
Tangipahoa	929	<u>Claimant Type</u>	<u>Claims Paid</u>	<u>Amount Paid</u>	 <ul style="list-style-type: none"> ■ Resident ■ Loss ■ Both
		Resident of County	102	\$2,340,300.00	
		Resident and Loss in County	85	\$1,752,200.00	
		Claim Loss in County	23	\$728,700.00	
Totals:	210	\$4,821,200.00			
Terrebonne	4,109	<u>Claimant Type</u>	<u>Claims Paid</u>	<u>Amount Paid</u>	 <ul style="list-style-type: none"> ■ Resident ■ Loss ■ Both
		Resident of County	147	\$3,338,785.21	
		Resident and Loss in County	1,947	\$53,592,700.00	
		Claim Loss in County	323	\$8,183,500.00	
Totals:	2,417	\$65,114,985.21			
Union	8	<u>Claimant Type</u>	<u>Claims Paid</u>	<u>Amount Paid</u>	 <ul style="list-style-type: none"> ■ Resident ■ Both
		Resident of County	2	\$95,500.00	
		Resident and Loss in County	1	\$40,800.00	
Totals:	3	\$136,300.00			
Unknown	209	<u>Claimant Type</u>	<u>Claims Paid</u>	<u>Amount Paid</u>	 <ul style="list-style-type: none"> ■ Resident
		Resident of County	46	\$903,200.00	
Totals:	46	\$903,200.00			

GCCF Program Statistics - Overall Summary

(as of October 20, 2010, 5:05 PM ET)

County (Louisiana)	Total Claims	Claimant Type	Claims Paid	Amount Paid	Payments in County
Vermilion (Louisiana)	1,123	<u>Claimant Type</u>	<u>Claims Paid</u>	<u>Amount Paid</u>	 <ul style="list-style-type: none"> ■ Resident ■ Loss ■ Both
		Resident of County	104	\$2,201,200.00	
		Resident and Loss in County	520	\$12,548,700.00	
		Claim Loss in County	162	\$22,180,300.00	
Totals:	786	\$36,930,200.00			
Vernon (Louisiana)	15	<u>Claimant Type</u>	<u>Claims Paid</u>	<u>Amount Paid</u>	 <ul style="list-style-type: none"> ■ Resident ■ Loss
		Resident of County	1	\$10,000.00	
		Claim Loss in County	3	\$124,000.00	
Totals:	4	\$134,000.00			
W. Baton Rouge (Louisiana)	56	<u>Claimant Type</u>	<u>Claims Paid</u>	<u>Amount Paid</u>	 <ul style="list-style-type: none"> ■ Loss ■ Both
		Resident and Loss in County	1	\$28,100.00	
		Claim Loss in County	1	\$3,700.00	
Totals:	2	\$31,800.00			
W. Feliciana (Louisiana)	11	<u>Claimant Type</u>	<u>Claims Paid</u>	<u>Amount Paid</u>	 <ul style="list-style-type: none"> ■ Resident
		Resident of County	1	\$8,000.00	
Totals:	1	\$8,000.00			
Washington (Louisiana)	141	<u>Claimant Type</u>	<u>Claims Paid</u>	<u>Amount Paid</u>	 <ul style="list-style-type: none"> ■ Resident ■ Loss ■ Both
		Resident of County	20	\$591,900.00	
		Resident and Loss in County	11	\$541,800.00	
		Claim Loss in County	1	\$9,000.00	
Totals:	32	\$1,142,700.00			





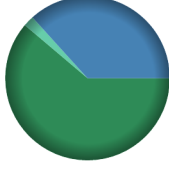
GCCF Program Statistics - Overall Summary

(as of October 20, 2010, 5:05 PM ET)

County	Total Claims	Claimant Type	Claims Paid	Amount Paid	Payments in County
Webster (Louisiana)	7	<u>Claimant Type</u>	<u>Claims Paid</u>	<u>Amount Paid</u>	Payments in County  ■ Resident
		Resident of County	1	\$91,000.00	
		Totals:	1	\$91,000.00	
Amite (Mississippi)	12	<u>Claimant Type</u>	<u>Claims Paid</u>	<u>Amount Paid</u>	Payments in County  ■ Resident
		Resident of County	1	\$22,100.00	
		Totals:	1	\$22,100.00	
Calhoun (Mississippi)	3	<u>Claimant Type</u>	<u>Claims Paid</u>	<u>Amount Paid</u>	Payments in County  ■ Resident
		Resident of County	1	\$55,000.00	
		Totals:	1	\$55,000.00	
Chickasaw (Mississippi)	1	<u>Claimant Type</u>	<u>Claims Paid</u>	<u>Amount Paid</u>	Payments in County  ■ Resident
		Resident of County	1	\$6,000.00	
		Totals:	1	\$6,000.00	
Claiborne (Mississippi)	6	<u>Claimant Type</u>	<u>Claims Paid</u>	<u>Amount Paid</u>	Payments in County  ■ Resident
		Resident of County	1	\$17,600.00	
		Totals:	1	\$17,600.00	


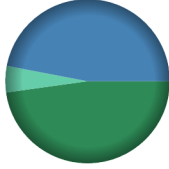

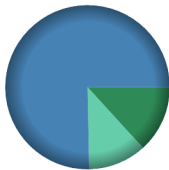
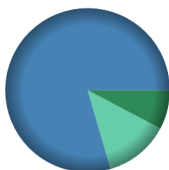
GCCF Program Statistics - Overall Summary

(as of October 20, 2010, 5:05 PM ET)

County (Mississippi)	Total Claims	Claimant Type	Claims Paid	Amount Paid	Payments in County
Clarke	37	<u>Claimant Type</u>	<u>Claims Paid</u>	<u>Amount Paid</u>	 <ul style="list-style-type: none"> Resident
		Resident of County	4	\$112,900.00	
		Totals:	4	\$112,900.00	
Coahoma	3	<u>Claimant Type</u>	<u>Claims Paid</u>	<u>Amount Paid</u>	 <ul style="list-style-type: none"> Resident
		Resident of County	1	\$35,000.00	
		Totals:	1	\$35,000.00	
Covington	59	<u>Claimant Type</u>	<u>Claims Paid</u>	<u>Amount Paid</u>	 <ul style="list-style-type: none"> Resident
		Resident of County	2	\$39,400.00	
		Totals:	2	\$39,400.00	
Desoto	25	<u>Claimant Type</u>	<u>Claims Paid</u>	<u>Amount Paid</u>	 <ul style="list-style-type: none"> Resident
		Resident of County	15	\$171,100.00	
		Totals:	15	\$171,100.00	
Forrest	594	<u>Claimant Type</u>	<u>Claims Paid</u>	<u>Amount Paid</u>	 <ul style="list-style-type: none"> Resident Loss Both
		Resident of County	39	\$585,800.00	
		Resident and Loss in County	9	\$351,200.00	
		Claim Loss in County	3	\$20,200.00	
		Totals:	51	\$957,200.00	

GCCF Program Statistics - Overall Summary




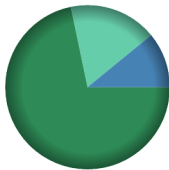

(as of October 20, 2010, 5:05 PM ET)

County (Mississippi)	Total Claims	Claimant Type	Claims Paid	Amount Paid	Payments in County
Franklin	9	<u>Claimant Type</u>	<u>Claims Paid</u>	<u>Amount Paid</u>	 <ul style="list-style-type: none"> Loss
		Claim Loss in County	1	\$14,600.00	
		Totals:	1	\$14,600.00	
George	265	<u>Claimant Type</u>	<u>Claims Paid</u>	<u>Amount Paid</u>	 <ul style="list-style-type: none"> Resident Loss Both
		Resident of County	41	\$683,200.00	
		Resident and Loss in County	19	\$671,500.00	
		Claim Loss in County	3	\$74,400.00	
Totals:	63	\$1,429,100.00			
Greene	76	<u>Claimant Type</u>	<u>Claims Paid</u>	<u>Amount Paid</u>	 <ul style="list-style-type: none"> Resident Both
		Resident of County	3	\$16,900.00	
		Resident and Loss in County	3	\$18,900.00	
		Totals:	6	\$35,800.00	
Hancock	2,195	<u>Claimant Type</u>	<u>Claims Paid</u>	<u>Amount Paid</u>	 <ul style="list-style-type: none"> Resident Loss Both
		Resident of County	142	\$2,396,000.00	
		Resident and Loss in County	566	\$13,628,500.00	
		Claim Loss in County	104	\$2,073,500.00	
Totals:	812	\$18,098,000.00			
Harrison	17,350	<u>Claimant Type</u>	<u>Claims Paid</u>	<u>Amount Paid</u>	 <ul style="list-style-type: none"> Resident Loss Both
		Resident of County	360	\$6,153,936.50	
		Resident and Loss in County	3,489	\$63,355,300.00	
		Claim Loss in County	688	\$10,169,100.00	
Totals:	4,537	\$79,678,336.50			

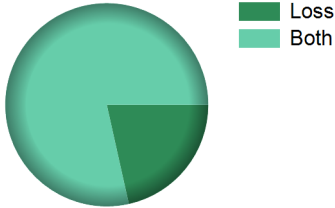



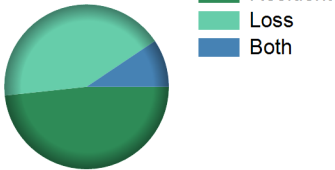
GCCF Program Statistics - Overall Summary (as of October 20, 2010, 5:05 PM ET)

County (Mississippi)	Total Claims	Claimant Type	Claims Paid	Amount Paid	Payments in County
Hinds (Mississippi)	115	<u>Claimant Type</u>	<u>Claims Paid</u>	<u>Amount Paid</u>	
		Resident of County	15	\$154,500.00	
		Resident and Loss in County	2	\$6,100.00	
		Claim Loss in County	4	\$74,000.00	
Totals:		21	\$234,600.00		
Humphreys (Mississippi)	3	<u>Claimant Type</u>	<u>Claims Paid</u>	<u>Amount Paid</u>	
		Resident of County	1	\$9,300.00	
		Claim Loss in County	1	\$28,000.00	
Totals:		2	\$37,300.00		
Itawamba (Mississippi)	1	<u>Claimant Type</u>	<u>Claims Paid</u>	<u>Amount Paid</u>	
		Resident of County	1	\$6,000.00	
Totals:		1	\$6,000.00		
Jackson (Mississippi)	6,977	<u>Claimant Type</u>	<u>Claims Paid</u>	<u>Amount Paid</u>	
		Resident of County	484	\$6,899,900.00	
		Resident and Loss in County	955	\$24,943,758.36	
		Claim Loss in County	361	\$6,060,800.00	
Totals:		1,800	\$37,904,458.36		
Jasper (Mississippi)	44	<u>Claimant Type</u>	<u>Claims Paid</u>	<u>Amount Paid</u>	
		Resident and Loss in County	1	\$25,500.00	
Totals:		1	\$25,500.00		

GCCF Program Statistics - Overall Summary (as of October 20, 2010, 5:05 PM ET)



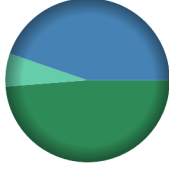


County	Total Claims	Claimant Type	Claims Paid	Amount Paid	Payments in County
Jones (Mississippi)	118	<u>Claimant Type</u>	<u>Claims Paid</u>	<u>Amount Paid</u>	Payments in County  <ul style="list-style-type: none"> Resident Both
		Resident of County	10	\$184,900.00	
		Resident and Loss in County	1	\$50,000.00	
		Totals:	11	\$234,900.00	
Kemper (Mississippi)	6	<u>Claimant Type</u>	<u>Claims Paid</u>	<u>Amount Paid</u>	Payments in County  <ul style="list-style-type: none"> Loss
		Claim Loss in County	2	\$108,800.00	
		Totals:	2	\$108,800.00	
Lafayette (Mississippi)	11	<u>Claimant Type</u>	<u>Claims Paid</u>	<u>Amount Paid</u>	Payments in County  <ul style="list-style-type: none"> Resident
		Resident of County	6	\$76,000.00	
		Totals:	6	\$76,000.00	
Lamar (Mississippi)	114	<u>Claimant Type</u>	<u>Claims Paid</u>	<u>Amount Paid</u>	Payments in County  <ul style="list-style-type: none"> Resident Loss Both
		Resident of County	9	\$140,900.00	
		Resident and Loss in County	2	\$21,500.00	
		Claim Loss in County	2	\$34,000.00	
		Totals:	13	\$196,400.00	
Lauderdale (Mississippi)	61	<u>Claimant Type</u>	<u>Claims Paid</u>	<u>Amount Paid</u>	Payments in County  <ul style="list-style-type: none"> Resident
		Resident of County	15	\$150,100.00	
		Totals:	15	\$150,100.00	

GCCF Program Statistics - Overall Summary (as of October 20, 2010, 5:05 PM ET)

County (Mississippi)	Total Claims	Claimant Type	Claims Paid	Amount Paid	Payments in County
Lawrence (Mississippi)	67	<u>Claimant Type</u>	<u>Claims Paid</u>	<u>Amount Paid</u>	Payments in County 
		Resident and Loss in County	5	\$67,500.00	
		Claim Loss in County	2	\$18,500.00	
		Totals:	7	\$86,000.00	
Leake (Mississippi)	12	<u>Claimant Type</u>	<u>Claims Paid</u>	<u>Amount Paid</u>	Payments in County 
		Resident of County	2	\$63,000.00	
		Totals:	2	\$63,000.00	
Lee (Mississippi)	16	<u>Claimant Type</u>	<u>Claims Paid</u>	<u>Amount Paid</u>	Payments in County 
		Resident of County	8	\$88,000.00	
		Totals:	8	\$88,000.00	
Leflore (Mississippi)	2	<u>Claimant Type</u>	<u>Claims Paid</u>	<u>Amount Paid</u>	Payments in County 
		Resident of County	1	\$7,800.00	
		Totals:	1	\$7,800.00	
Lincoln (Mississippi)	25	<u>Claimant Type</u>	<u>Claims Paid</u>	<u>Amount Paid</u>	Payments in County 
		Resident of County	5	\$114,200.00	
		Resident and Loss in County	1	\$22,200.00	
		Claim Loss in County	1	\$100,000.00	
		Totals:	7	\$236,400.00	

GCCF Program Statistics - Overall Summary

(as of October 20, 2010, 5:05 PM ET)

County (Mississippi)	Total Claims	Claimant Type	Claims Paid	Amount Paid	Payments in County
Lowndes (Mississippi)	28	<u>Claimant Type</u>	<u>Claims Paid</u>	<u>Amount Paid</u>	Payments in County  <ul style="list-style-type: none"> Resident Both
		Resident of County	11	\$105,500.00	
		Resident and Loss in County	1	\$2,400.00	
		Totals:	12	\$107,900.00	
Madison (Mississippi)	83	<u>Claimant Type</u>	<u>Claims Paid</u>	<u>Amount Paid</u>	Payments in County  <ul style="list-style-type: none"> Resident Both
		Resident of County	29	\$311,400.00	
		Resident and Loss in County	3	\$52,400.00	
		Totals:	32	\$363,800.00	
Marion (Mississippi)	181	<u>Claimant Type</u>	<u>Claims Paid</u>	<u>Amount Paid</u>	Payments in County  <ul style="list-style-type: none"> Resident Loss Both
		Resident of County	6	\$134,600.00	
		Resident and Loss in County	6	\$123,400.00	
		Claim Loss in County	1	\$18,000.00	
Totals:	13	\$276,000.00			
Monroe (Mississippi)	12	<u>Claimant Type</u>	<u>Claims Paid</u>	<u>Amount Paid</u>	Payments in County  <ul style="list-style-type: none"> Resident
		Resident of County	8	\$94,400.00	
		Totals:	8	\$94,400.00	
Montgomery (Mississippi)	1	<u>Claimant Type</u>	<u>Claims Paid</u>	<u>Amount Paid</u>	Payments in County  <ul style="list-style-type: none"> Resident
		Resident of County	1	\$20,000.00	
		Totals:	1	\$20,000.00	

GCCF Program Statistics - Overall Summary

(as of October 20, 2010, 5:05 PM ET)



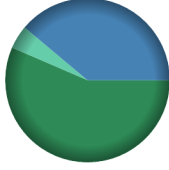


County (Mississippi)	Total Claims	Claimant Type	Claims Paid	Amount Paid	Payments in County
Neshoba (Mississippi)	33	<u>Claimant Type</u>	<u>Claims Paid</u>	<u>Amount Paid</u>	Payments in County 
		Resident of County	1	\$138,900.00	
		Claim Loss in County	1	\$42,000.00	
		Totals:	2	\$180,900.00	
Newton (Mississippi)	8	<u>Claimant Type</u>	<u>Claims Paid</u>	<u>Amount Paid</u>	Payments in County 
		Resident of County	2	\$80,000.00	
		Totals:	2	\$80,000.00	
Noxubee (Mississippi)	10	<u>Claimant Type</u>	<u>Claims Paid</u>	<u>Amount Paid</u>	Payments in County 
		Resident of County	1	\$8,800.00	
		Totals:	1	\$8,800.00	
Oktibbeha (Mississippi)	15	<u>Claimant Type</u>	<u>Claims Paid</u>	<u>Amount Paid</u>	Payments in County 
		Resident of County	8	\$98,800.00	
		Totals:	8	\$98,800.00	
Panola (Mississippi)	4	<u>Claimant Type</u>	<u>Claims Paid</u>	<u>Amount Paid</u>	Payments in County 
		Resident of County	2	\$14,700.00	
		Totals:	2	\$14,700.00	

GCCF Program Statistics - Overall Summary

(as of October 20, 2010, 5:05 PM ET)






County (Mississippi)	Total Claims	Claimant Type	Claims Paid	Amount Paid	Payments in County		
Pearl River	516	<u>Claimant Type</u>	<u>Claims Paid</u>	<u>Amount Paid</u>			
		Resident of County	88	\$1,297,700.00			
		Resident and Loss in County	18	\$569,300.00			
		Claim Loss in County	1	\$44,000.00			
Totals:	107	\$1,911,000.00					
Perry	37	<u>Claimant Type</u>	<u>Claims Paid</u>	<u>Amount Paid</u>			
		Resident of County	2	\$71,600.00			
		Resident and Loss in County	3	\$44,200.00			
		Totals:	5	\$115,800.00			
Pike	105	<u>Claimant Type</u>	<u>Claims Paid</u>	<u>Amount Paid</u>			
		Resident of County	14	\$160,700.00			
		Resident and Loss in County	1	\$100,000.00			
		Claim Loss in County	1	\$12,000.00			
Totals:	16	\$272,700.00					
Rankin	73	<u>Claimant Type</u>	<u>Claims Paid</u>	<u>Amount Paid</u>			
		Resident of County	24	\$430,900.00			
		Claim Loss in County	1	\$2,000.00			
		Totals:	25	\$432,900.00			
Scott	23	<u>Claimant Type</u>	<u>Claims Paid</u>	<u>Amount Paid</u>			
		Resident of County	6	\$58,000.00			
		Totals:	6	\$58,000.00			

GCCF Program Statistics - Overall Summary (as of October 20, 2010, 5:05 PM ET)

Claimant Name	Count	Claimant Type	Claims Paid	Amount Paid	Payments in County
Sharkey (Mississippi)	1	<u>Claimant Type</u>	<u>Claims Paid</u>	<u>Amount Paid</u>	Payments in County  <ul style="list-style-type: none"> Resident
		Resident of County	1	\$4,800.00	
		Totals:	1	\$4,800.00	
Simpson (Mississippi)	32	<u>Claimant Type</u>	<u>Claims Paid</u>	<u>Amount Paid</u>	Payments in County  <ul style="list-style-type: none"> Resident
		Resident of County	2	\$36,200.00	
		Totals:	2	\$36,200.00	
Stone (Mississippi)	446	<u>Claimant Type</u>	<u>Claims Paid</u>	<u>Amount Paid</u>	Payments in County  <ul style="list-style-type: none"> Resident Loss Both
		Resident of County	60	\$1,012,000.00	
		Resident and Loss in County	15	\$696,000.00	
		Claim Loss in County	5	\$82,800.00	
		Totals:	80	\$1,790,800.00	
Sunflower (Mississippi)	7	<u>Claimant Type</u>	<u>Claims Paid</u>	<u>Amount Paid</u>	Payments in County  <ul style="list-style-type: none"> Resident
		Resident of County	3	\$26,800.00	
		Totals:	3	\$26,800.00	
Tishomingo (Mississippi)	1	<u>Claimant Type</u>	<u>Claims Paid</u>	<u>Amount Paid</u>	Payments in County  <ul style="list-style-type: none"> Resident
		Resident of County	1	\$2,100.00	
		Totals:	1	\$2,100.00	

GCCF Program Statistics - Overall Summary

(as of October 20, 2010, 5:05 PM ET)

County	Total	Claimant Type	Claims Paid	Amount Paid	Payments in County
Unknown (Mississippi)	77				 Resident
		Resident of County	13	\$233,600.00	
		Totals:	13	\$233,600.00	
Walthall (Mississippi)	44				 Resident
		Resident of County	1	\$19,400.00	
		Totals:	1	\$19,400.00	
Warren (Mississippi)	20				 Resident
		Resident of County	6	\$45,900.00	
		Totals:	6	\$45,900.00	
Washington (Mississippi)	12				 Resident
		Resident of County	3	\$9,600.00	
		Totals:	3	\$9,600.00	
Wayne (Mississippi)	82				 Resident Both
		Resident of County	2	\$84,100.00	
		Resident and Loss in County	3	\$86,600.00	
		Totals:	5	\$170,700.00	






GCCF Program Statistics - Overall Summary

(as of October 20, 2010, 5:05 PM ET)

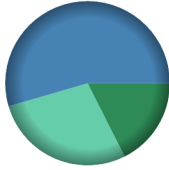


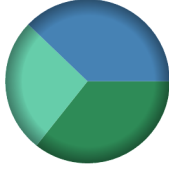

County	Total Claims	Claimant Type	Claims Paid	Amount Paid	Payments in County
Webster (Mississippi)	2	<u>Claimant Type</u>	<u>Claims Paid</u>	<u>Amount Paid</u>	Payments in County  ■ Resident
		Resident of County	1	\$3,000.00	
		Totals:	1	\$3,000.00	
Wilkinson (Mississippi)	7	<u>Claimant Type</u>	<u>Claims Paid</u>	<u>Amount Paid</u>	Payments in County  ■ Resident
		Resident of County	1	\$8,400.00	
		Totals:	1	\$8,400.00	
Winston (Mississippi)	19	<u>Claimant Type</u>	<u>Claims Paid</u>	<u>Amount Paid</u>	Payments in County  ■ Resident
		Resident of County	1	\$7,400.00	
		Totals:	1	\$7,400.00	
Yazoo (Mississippi)	3	<u>Claimant Type</u>	<u>Claims Paid</u>	<u>Amount Paid</u>	Payments in County  ■ Resident
		Resident of County	1	\$3,300.00	
		Totals:	1	\$3,300.00	
Anderson (Texas)	1	<u>Claimant Type</u>	<u>Claims Paid</u>	<u>Amount Paid</u>	Payments in County  ■ Resident
		Resident of County	1	\$3,300.00	
		Totals:	1	\$3,300.00	

GCCF Program Statistics - Overall Summary

(as of October 20, 2010, 5:05 PM ET)

County (Texas)	Total Claims	Claimant Type	Claims Paid	Amount Paid	Payments in County
Angelina (Texas)	8	<u>Claimant Type</u>	<u>Claims Paid</u>	<u>Amount Paid</u>	Payments in County  <ul style="list-style-type: none"> Resident
		Resident of County	1	\$6,500.00	
		Totals:	1	\$6,500.00	
Aransas (Texas)	37	<u>Claimant Type</u>	<u>Claims Paid</u>	<u>Amount Paid</u>	Payments in County  <ul style="list-style-type: none"> Loss Both
		Resident and Loss in County	5	\$142,800.00	
		Claim Loss in County	2	\$18,100.00	
Totals:	7	\$160,900.00			
Bay (Texas)	1	<u>Claimant Type</u>	<u>Claims Paid</u>	<u>Amount Paid</u>	Payments in County  <ul style="list-style-type: none"> Loss
		Claim Loss in County	1	\$30,100.00	
		Totals:	1	\$30,100.00	
Bexar (Texas)	57	<u>Claimant Type</u>	<u>Claims Paid</u>	<u>Amount Paid</u>	Payments in County  <ul style="list-style-type: none"> Resident Both
		Resident of County	12	\$202,400.00	
		Resident and Loss in County	2	\$182,000.00	
Totals:	14	\$384,400.00			
Bowie (Texas)	4	<u>Claimant Type</u>	<u>Claims Paid</u>	<u>Amount Paid</u>	Payments in County  <ul style="list-style-type: none"> Resident
		Resident of County	1	\$2,600.00	
		Totals:	1	\$2,600.00	

GCCF Program Statistics - Overall Summary (as of October 20, 2010, 5:05 PM ET)

County (Texas)	Total Claims	Claimant Type	Claims Paid	Amount Paid	Payments in County
Brazoria (Texas)	122	<u>Claimant Type</u>	<u>Claims Paid</u>	<u>Amount Paid</u>	 <ul style="list-style-type: none"> ■ Resident ■ Loss ■ Both
		Resident of County	11	\$296,900.00	
		Resident and Loss in County	20	\$921,200.00	
		Claim Loss in County	28	\$471,400.00	
Totals:	59	\$1,689,500.00			
Brazos (Texas)	6	<u>Claimant Type</u>	<u>Claims Paid</u>	<u>Amount Paid</u>	 <ul style="list-style-type: none"> ■ Resident
		Resident of County	1	\$18,000.00	
		Totals:	1	\$18,000.00	
Brown (Texas)	1	<u>Claimant Type</u>	<u>Claims Paid</u>	<u>Amount Paid</u>	 <ul style="list-style-type: none"> ■ Resident
		Resident of County	1	\$8,600.00	
		Totals:	1	\$8,600.00	
Calhoun (Texas)	86	<u>Claimant Type</u>	<u>Claims Paid</u>	<u>Amount Paid</u>	 <ul style="list-style-type: none"> ■ Resident ■ Loss ■ Both
		Resident of County	5	\$349,600.00	
		Resident and Loss in County	4	\$370,800.00	
		Claim Loss in County	22	\$259,900.00	
Totals:	31	\$980,300.00			
Cameron (Texas)	135	<u>Claimant Type</u>	<u>Claims Paid</u>	<u>Amount Paid</u>	 <ul style="list-style-type: none"> ■ Resident ■ Both
		Resident of County	9	\$236,800.00	
		Resident and Loss in County	27	\$620,800.00	
		Totals:	36	\$857,600.00	






GCCF Program Statistics - Overall Summary

(as of October 20, 2010, 5:05 PM ET)

County (Texas)	Total Claims	Claimant Type	Claims Paid	Amount Paid	Payments in County
Chambers (Texas)	44	<u>Claimant Type</u>	<u>Claims Paid</u>	<u>Amount Paid</u>	<p>Payments in County</p> <ul style="list-style-type: none"> Resident Loss Both
		Resident of County	4	\$111,000.00	
		Resident and Loss in County	17	\$701,400.00	
		Claim Loss in County	5	\$59,500.00	
Totals:	26		\$871,900.00		
Cherokee (Texas)	2	<u>Claimant Type</u>	<u>Claims Paid</u>	<u>Amount Paid</u>	<p>Payments in County</p> <ul style="list-style-type: none"> Resident
		Resident of County	1	\$1,700.00	
		Totals:	1	\$1,700.00	
Collin (Texas)	67	<u>Claimant Type</u>	<u>Claims Paid</u>	<u>Amount Paid</u>	<p>Payments in County</p> <ul style="list-style-type: none"> Resident Loss
		Resident of County	27	\$316,600.00	
		Claim Loss in County	3	\$102,100.00	
		Totals:	30	\$418,700.00	
Comal (Texas)	13	<u>Claimant Type</u>	<u>Claims Paid</u>	<u>Amount Paid</u>	<p>Payments in County</p> <ul style="list-style-type: none"> Resident
		Resident of County	8	\$181,600.00	
		Totals:	8	\$181,600.00	
Dallas (Texas)	205	<u>Claimant Type</u>	<u>Claims Paid</u>	<u>Amount Paid</u>	<p>Payments in County</p> <ul style="list-style-type: none"> Resident Loss Both
		Resident of County	29	\$411,700.00	
		Resident and Loss in County	1	\$24,000.00	
		Claim Loss in County	7	\$104,800.00	
		Totals:	37	\$540,500.00	

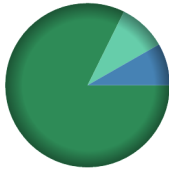
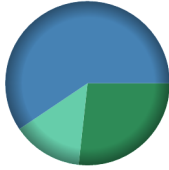
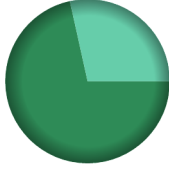


GCCF Program Statistics - Overall Summary

(as of October 20, 2010, 5:05 PM ET)

County (Texas)	Total Claims	Claimant Type	Claims Paid	Amount Paid	Payments in County
Denton (Texas)	30	<u>Claimant Type</u>	<u>Claims Paid</u>	<u>Amount Paid</u>	Payments in County  ■ Resident
		Resident of County	8	\$63,300.00	
		Totals:	8	\$63,300.00	
Ector (Texas)	2	<u>Claimant Type</u>	<u>Claims Paid</u>	<u>Amount Paid</u>	Payments in County  ■ Resident
		Resident of County	1	\$1,500.00	
		Totals:	1	\$1,500.00	
El Paso (Texas)	2	<u>Claimant Type</u>	<u>Claims Paid</u>	<u>Amount Paid</u>	Payments in County  ■ Resident
		Resident of County	1	\$3,700.00	
		Totals:	1	\$3,700.00	
Ellis (Texas)	6	<u>Claimant Type</u>	<u>Claims Paid</u>	<u>Amount Paid</u>	Payments in County  ■ Resident
		Resident of County	1	\$25,000.00	
		Totals:	1	\$25,000.00	
Foard (Texas)	1	<u>Claimant Type</u>	<u>Claims Paid</u>	<u>Amount Paid</u>	Payments in County  ■ Resident
		Resident of County	1	\$13,000.00	
		Totals:	1	\$13,000.00	

GCCF Program Statistics - Overall Summary

(as of October 20, 2010, 5:05 PM ET)

County	Total Claims	Claimant Type	Claims Paid	Amount Paid	Payments in County
Fort Bend (Texas)	124	<u>Claimant Type</u>	<u>Claims Paid</u>	<u>Amount Paid</u>	Payments in County  <ul style="list-style-type: none"> ■ Resident ■ Loss ■ Both
		Resident of County	30	\$1,285,600.00	
		Resident and Loss in County	7	\$129,300.00	
		Claim Loss in County	6	\$147,300.00	
Totals:	43	\$1,562,200.00			
Galveston (Texas)	949	<u>Claimant Type</u>	<u>Claims Paid</u>	<u>Amount Paid</u>	Payments in County  <ul style="list-style-type: none"> ■ Resident ■ Loss ■ Both
		Resident of County	117	\$3,388,800.00	
		Resident and Loss in County	305	\$7,532,300.00	
		Claim Loss in County	106	\$1,751,800.00	
Totals:	528	\$12,672,900.00			
Grayson (Texas)	4	<u>Claimant Type</u>	<u>Claims Paid</u>	<u>Amount Paid</u>	Payments in County  <ul style="list-style-type: none"> ■ Resident ■ Loss
		Resident of County	1	\$8,300.00	
		Claim Loss in County	1	\$3,300.00	
Totals:	2	\$11,600.00			
Gregg (Texas)	5	<u>Claimant Type</u>	<u>Claims Paid</u>	<u>Amount Paid</u>	Payments in County  <ul style="list-style-type: none"> ■ Resident
		Resident of County	3	\$25,600.00	
Totals:	3	\$25,600.00			
Guadalupe (Texas)	2	<u>Claimant Type</u>	<u>Claims Paid</u>	<u>Amount Paid</u>	Payments in County  <ul style="list-style-type: none"> ■ Resident
		Resident of County	2	\$42,600.00	
Totals:	2	\$42,600.00			




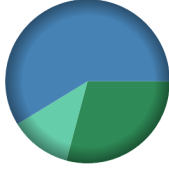

GCCF Program Statistics - Overall Summary

(as of October 20, 2010, 5:05 PM ET)

County (Texas)	Total Claims	Claimant Type	Claims Paid	Amount Paid	Payments in County
Hardin (Texas)	5	<u>Claimant Type</u>	<u>Claims Paid</u>	<u>Amount Paid</u>	Payments in County  ■ Both
		Resident and Loss in County	1	\$10,000.00	
		Totals:	1	\$10,000.00	
Harris (Texas)	1,587	<u>Claimant Type</u>	<u>Claims Paid</u>	<u>Amount Paid</u>	Payments in County  ■ Resident ■ Loss ■ Both
		Resident of County	308	\$25,792,700.00	
		Resident and Loss in County	133	\$3,765,300.00	
		Claim Loss in County	97	\$1,784,600.00	
		Totals:	538	\$31,342,600.00	
Harrison (Texas)	2	<u>Claimant Type</u>	<u>Claims Paid</u>	<u>Amount Paid</u>	Payments in County  ■ Resident
		Resident of County	1	\$10,400.00	
		Totals:	1	\$10,400.00	
Hays (Texas)	7	<u>Claimant Type</u>	<u>Claims Paid</u>	<u>Amount Paid</u>	Payments in County  ■ Resident
		Resident of County	1	\$25,500.00	
		Totals:	1	\$25,500.00	
Hidalgo (Texas)	18	<u>Claimant Type</u>	<u>Claims Paid</u>	<u>Amount Paid</u>	Payments in County  ■ Resident ■ Loss ■ Both
		Resident of County	3	\$10,700.00	
		Resident and Loss in County	1	\$6,000.00	
		Claim Loss in County	1	\$10,300.00	
		Totals:	5	\$27,000.00	






GCCF Program Statistics - Overall Summary

(as of October 20, 2010, 5:05 PM ET)

Hill (Texas)	2	<u>Claimant Type</u>	<u>Claims Paid</u>	<u>Amount Paid</u>	Payments in County
		Resident of County	1	\$21,600.00	 <ul style="list-style-type: none"> Resident
		Totals:	1	\$21,600.00	
Hopkins (Texas)	2	<u>Claimant Type</u>	<u>Claims Paid</u>	<u>Amount Paid</u>	Payments in County
		Resident of County	1	\$9,700.00	 <ul style="list-style-type: none"> Resident
		Totals:	1	\$9,700.00	
Jasper (Texas)	9	<u>Claimant Type</u>	<u>Claims Paid</u>	<u>Amount Paid</u>	Payments in County
		Resident of County	5	\$190,700.00	 <ul style="list-style-type: none"> Resident
		Totals:	5	\$190,700.00	
Jefferson (Texas)	711	<u>Claimant Type</u>	<u>Claims Paid</u>	<u>Amount Paid</u>	Payments in County
		Resident of County	100	\$2,850,200.00	 <ul style="list-style-type: none"> Resident Loss Both
		Resident and Loss in County	258	\$5,744,900.00	
		Claim Loss in County	49	\$1,185,100.00	
		Totals:	407	\$9,780,200.00	
Jim Hogg (Texas)	1	<u>Claimant Type</u>	<u>Claims Paid</u>	<u>Amount Paid</u>	Payments in County
		Claim Loss in County	1	\$32,400.00	 <ul style="list-style-type: none"> Loss
		Totals:	1	\$32,400.00	


GCCF Program Statistics - Overall Summary

(as of October 20, 2010, 5:05 PM ET)

Jim Wells (Texas)	1	<u>Claimant Type</u>	<u>Claims Paid</u>	<u>Amount Paid</u>	Payments in County  ■ Both
		Resident and Loss in County	1	\$79,900.00	
		Totals:	1	\$79,900.00	
Johnson (Texas)	10	<u>Claimant Type</u>	<u>Claims Paid</u>	<u>Amount Paid</u>	Payments in County  ■ Resident
		Resident of County	3	\$111,000.00	
		Totals:	3	\$111,000.00	
Kendall (Texas)	2	<u>Claimant Type</u>	<u>Claims Paid</u>	<u>Amount Paid</u>	Payments in County  ■ Resident
		Resident of County	2	\$15,700.00	
		Totals:	2	\$15,700.00	
Kleberg (Texas)	1	<u>Claimant Type</u>	<u>Claims Paid</u>	<u>Amount Paid</u>	Payments in County  ■ Resident
		Resident of County	1	\$32,400.00	
		Totals:	1	\$32,400.00	
Lamar (Texas)	1	<u>Claimant Type</u>	<u>Claims Paid</u>	<u>Amount Paid</u>	Payments in County  ■ Resident
		Resident of County	1	\$3,200.00	
		Totals:	1	\$3,200.00	

GCCF Program Statistics - Overall Summary

(as of October 20, 2010, 5:05 PM ET)

County (Texas)	Total Claims	Claimant Type	Claims Paid	Amount Paid	Payments in County
Liberty (Texas)	10	<u>Claimant Type</u>	<u>Claims Paid</u>	<u>Amount Paid</u>	Payments in County  <ul style="list-style-type: none"> ■ Resident ■ Both
		Resident of County	1	\$21,500.00	
		Resident and Loss in County	2	\$105,000.00	
		Totals:	3	\$126,500.00	
Lubbock (Texas)	3	<u>Claimant Type</u>	<u>Claims Paid</u>	<u>Amount Paid</u>	Payments in County  <ul style="list-style-type: none"> ■ Resident
		Resident of County	1	\$2,400.00	
		Totals:	1	\$2,400.00	
Matagorda (Texas)	168	<u>Claimant Type</u>	<u>Claims Paid</u>	<u>Amount Paid</u>	Payments in County  <ul style="list-style-type: none"> ■ Resident ■ Loss ■ Both
		Resident of County	12	\$297,900.00	
		Resident and Loss in County	59	\$2,673,300.00	
		Claim Loss in County	11	\$806,400.00	
		Totals:	82	\$3,777,600.00	
McLennan (Texas)	13	<u>Claimant Type</u>	<u>Claims Paid</u>	<u>Amount Paid</u>	Payments in County  <ul style="list-style-type: none"> ■ Resident
		Resident of County	9	\$177,800.00	
		Totals:	9	\$177,800.00	
Milam (Texas)	1	<u>Claimant Type</u>	<u>Claims Paid</u>	<u>Amount Paid</u>	Payments in County  <ul style="list-style-type: none"> ■ Resident
		Resident of County	1	\$5,800.00	
		Totals:	1	\$5,800.00	

GCCF Program Statistics - Overall Summary (as of October 20, 2010, 5:05 PM ET)

County (Texas)	Total Claims	Claimant Type	Claims Paid	Amount Paid	Payments in County
Montgomery (Texas)	78	<u>Claimant Type</u>	<u>Claims Paid</u>	<u>Amount Paid</u>	
		Resident of County	19	\$341,300.00	
		Resident and Loss in County	2	\$70,700.00	
		Totals:	21	\$412,000.00	
Nacogdoches (Texas)	12	<u>Claimant Type</u>	<u>Claims Paid</u>	<u>Amount Paid</u>	
		Resident of County	1	\$41,600.00	
		Claim Loss in County	4	\$250,400.00	
		Totals:	5	\$292,000.00	
Nueces (Texas)	40	<u>Claimant Type</u>	<u>Claims Paid</u>	<u>Amount Paid</u>	
		Resident of County	3	\$47,800.00	
		Resident and Loss in County	3	\$73,900.00	
		Claim Loss in County	1	\$15,200.00	
Totals:	7	\$136,900.00			
Orange (Texas)	82	<u>Claimant Type</u>	<u>Claims Paid</u>	<u>Amount Paid</u>	
		Resident of County	18	\$245,700.00	
		Resident and Loss in County	16	\$407,900.00	
		Claim Loss in County	5	\$127,500.00	
Totals:	39	\$781,100.00			
Parker (Texas)	4	<u>Claimant Type</u>	<u>Claims Paid</u>	<u>Amount Paid</u>	
		Resident of County	1	\$5,800.00	
		Totals:	1	\$5,800.00	

GCCF Program Statistics - Overall Summary

(as of October 20, 2010, 5:05 PM ET)

County (Texas)	Total Claims	Claimant Type	Claims Paid	Amount Paid	Payments in County
Polk (Texas)	5	<u>Claimant Type</u>	<u>Claims Paid</u>	<u>Amount Paid</u>	Payments in County  Resident
		Resident of County	2	\$81,700.00	
		Totals:	2	\$81,700.00	
Rockwall (Texas)	6	<u>Claimant Type</u>	<u>Claims Paid</u>	<u>Amount Paid</u>	Payments in County  Resident
		Resident of County	3	\$46,500.00	
		Totals:	3	\$46,500.00	
Sabine (Texas)	1	<u>Claimant Type</u>	<u>Claims Paid</u>	<u>Amount Paid</u>	Payments in County  Resident
		Resident of County	1	\$40,000.00	
		Totals:	1	\$40,000.00	
San Jacinto (Texas)	5	<u>Claimant Type</u>	<u>Claims Paid</u>	<u>Amount Paid</u>	Payments in County  Resident Loss
		Resident of County	2	\$44,600.00	
		Claim Loss in County	1	\$30,000.00	
		Totals:	3	\$74,600.00	
San Patricio (Texas)	28	<u>Claimant Type</u>	<u>Claims Paid</u>	<u>Amount Paid</u>	Payments in County  Both
		Resident and Loss in County	4	\$127,000.00	
		Totals:	4	\$127,000.00	


GCCF Program Statistics - Overall Summary

(as of October 20, 2010, 5:05 PM ET)

County	Total Claims	Claimant Type	Claims Paid	Amount Paid	Payments in County
Smith (Texas)	5				<p>Resident</p>
		Resident of County	1	\$35,200.00	
		Totals:	1	\$35,200.00	
Tarrant (Texas)	156				<p>Resident Loss Both</p>
		Resident of County	45	\$946,800.00	
		Resident and Loss in County	4	\$351,100.00	
		Claim Loss in County	5	\$421,000.00	
Totals:	54	\$1,718,900.00			
Travis (Texas)	54				<p>Resident Both</p>
		Resident of County	10	\$121,400.00	
		Resident and Loss in County	1	\$15,000.00	
Totals:	11	\$136,400.00			
Tyler (Texas)	3				<p>Resident</p>
		Resident of County	3	\$28,000.00	
		Totals:	3	\$28,000.00	
Unknown (Texas)	9				<p>Resident</p>
		Resident of County	2	\$85,000.00	
		Totals:	2	\$85,000.00	


GCCF Program Statistics - Overall Summary

(as of October 20, 2010, 5:05 PM ET)

Vermilion (Texas)	2	<u>Claimant Type</u>	<u>Claims Paid</u>	<u>Amount Paid</u>	Payments in County  ■ Loss
		Claim Loss in County	2	\$42,500.00	
		Totals:	2	\$42,500.00	
Victoria (Texas)	8	<u>Claimant Type</u>	<u>Claims Paid</u>	<u>Amount Paid</u>	Payments in County  ■ Resident
		Resident of County	3	\$44,700.00	
		Totals:	3	\$44,700.00	
Waller (Texas)	3	<u>Claimant Type</u>	<u>Claims Paid</u>	<u>Amount Paid</u>	Payments in County  ■ Resident
		Resident of County	1	\$24,500.00	
		Totals:	1	\$24,500.00	
Wichita (Texas)	3	<u>Claimant Type</u>	<u>Claims Paid</u>	<u>Amount Paid</u>	Payments in County  ■ Resident
		Resident of County	1	\$2,700.00	
		Totals:	1	\$2,700.00	
Williamson (Texas)	13	<u>Claimant Type</u>	<u>Claims Paid</u>	<u>Amount Paid</u>	Payments in County  ■ Resident
		Resident of County	5	\$61,500.00	
		Totals:	5	\$61,500.00	

GCCF Program Statistics - Overall Summary

(as of October 20, 2010, 5:05 PM ET)

Wise (Texas)	1	<u>Claimant Type</u>	<u>Claims Paid</u>	<u>Amount Paid</u>	Payments in County
		Resident of County	1	\$7,600.00	 ■ Resident
		Totals:	1	\$7,600.00	