

GCCF Program Statistics - Overall Summary

(as of October 19, 2010, 5:05 PM ET)

Claimant Status	No. of Claimants
TOTAL GCCF Claimants to Date <i>(Claimants may have one or more Claim Type)</i>	220,603
1. Claimants Paid and Approved for Payment	76,479
2. Claimants Requiring Additional Information or Documentation	78,449
3. Claimants Referred to Government, Moratorium and Real Estate funds	2,035
4. Denied Claimants	528
5. Claimants Under Review (Emergency Advance Payment)	57,701
6. Claimants Under Review (for Final Claim only)	5,411

Claimants <i>(Claimants may have one or more Claim Type)</i>	No. of Claimants
1. Individual*	178,603
2. Business*	42,000
<i>*Individual v. Business classification is subject to change.</i>	
<i>Represented Claimants: 5,246</i>	
Total to Date	220,603

Claims by Emergency Or Final Payment	No. of Claims Paid or Approved for Payment	No. of Claims Paid	Amount Paid
1. Emergency Advance Payment (One Month)	8,341	8,081	\$ 86,657,275.88
2. Emergency Advance Payment (Six Months)	68,422	66,173	\$ 1,379,232,938.83
Sub-Total to Date	76,763	74,254	\$ 1,465,890,214.71

Separate Fund for Real Estate Brokers and Agents			\$ 34,500,000.00
Total to Date			\$ 1,500,390,214.71

Claims by Category <i>(includes Individual and Business)</i>	No. of Claims Paid	Amount Paid
1. Removal and Clean Up Costs	0	\$ -
2. Real or Personal Property	51	\$ 288,563.38
3. Lost Earnings or Profits	74,194	\$ 1,465,584,714.83
4. Loss of Subsistence Use of Natural Resources	5	\$ 13,000.00
5. Physical Injury / Death	4	\$ 3,936.50
Total to Date	74,254	\$ 1,465,890,214.71

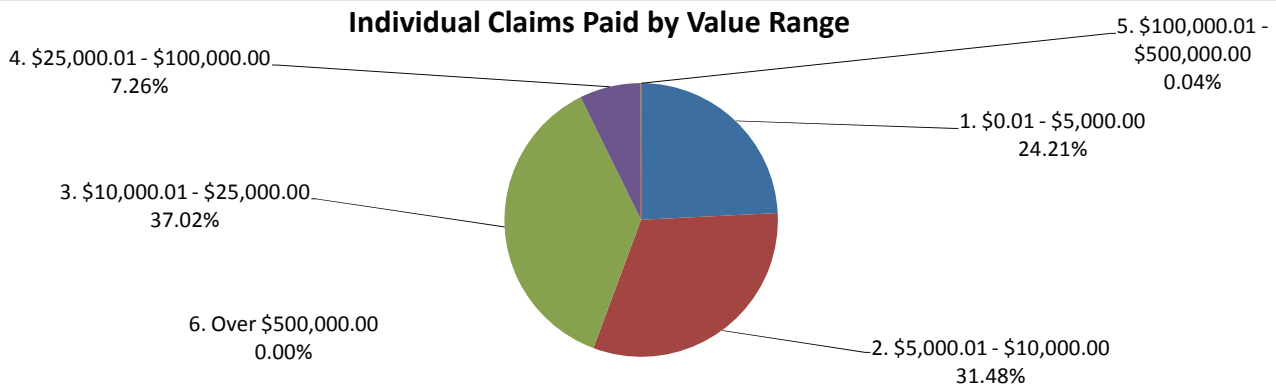
Claims by Type	No. of Claims Paid	No. of Claims Paid where Claimant Participated in BP Claims Process	No. of Claims Paid for new Claimants	Total Amount Paid
1. Individual	50,224	22,071	28,153	\$ 582,589,338.71
2. Business	24,030	19,660	4,370	\$ 883,300,876.00
Total to Date	74,254	41,731	32,523	\$ 1,465,890,214.71

GCCF Program Statistics - Overall Summary
(as of October 19, 2010, 5:05 PM ET)

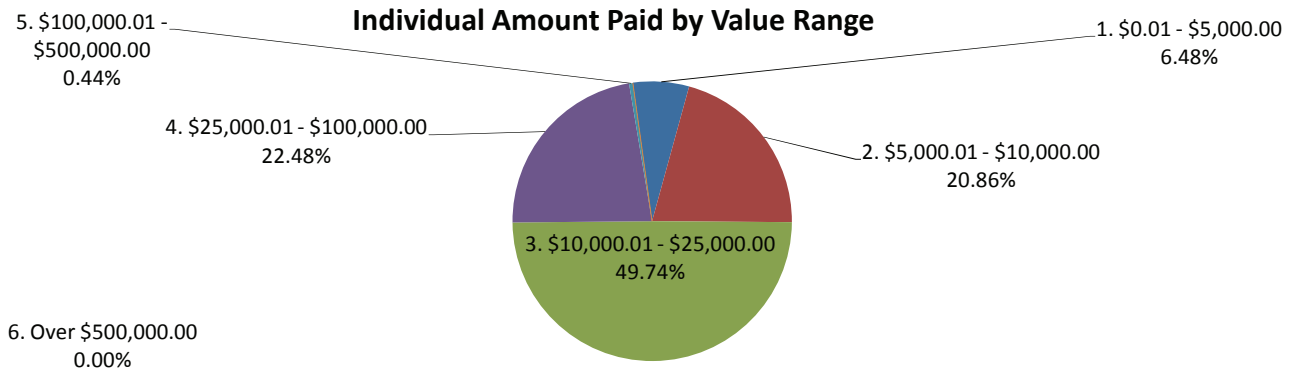
Individual Claims by Amount
(Claimants may have more than one Claim Type)

Claims by Amount	No. of Claims Paid	Amount Paid
1. \$0.01 - \$5,000.00	12158	\$ 37,753,836.50
2. \$5,000.01 - \$10,000.00	15811	\$ 121,533,858.30
3. \$10,000.01 - \$25,000.00	18591	\$ 289,781,150.00
4. \$25,000.01 - \$100,000.00	3644	\$ 130,943,693.91
5. \$100,000.01 - \$500,000.00	20	\$ 2,576,800.00
6. Over \$500,000.00	0	\$ -
Total to Date	50,224	\$ 582,589,338.71

Individual Claims Paid by Value Range



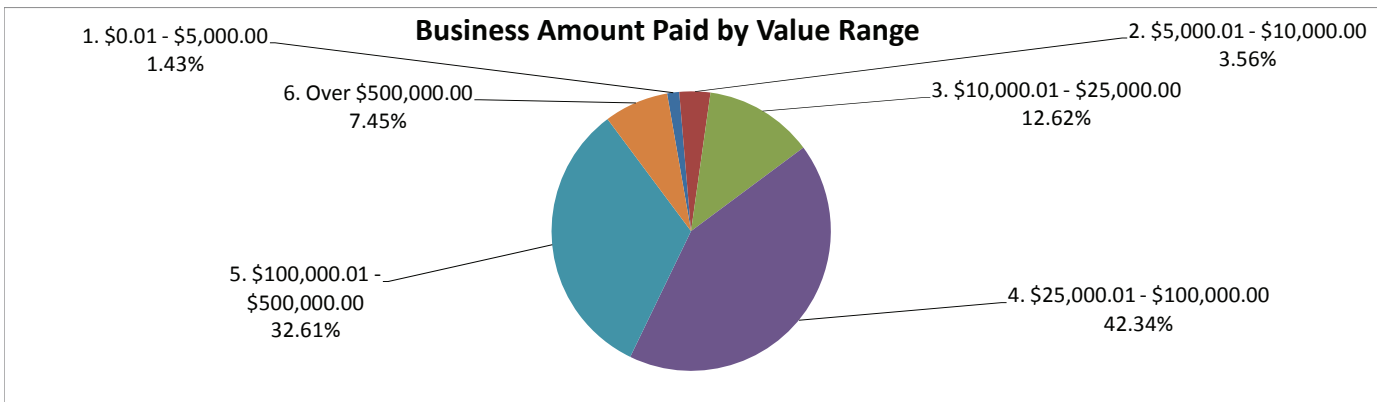
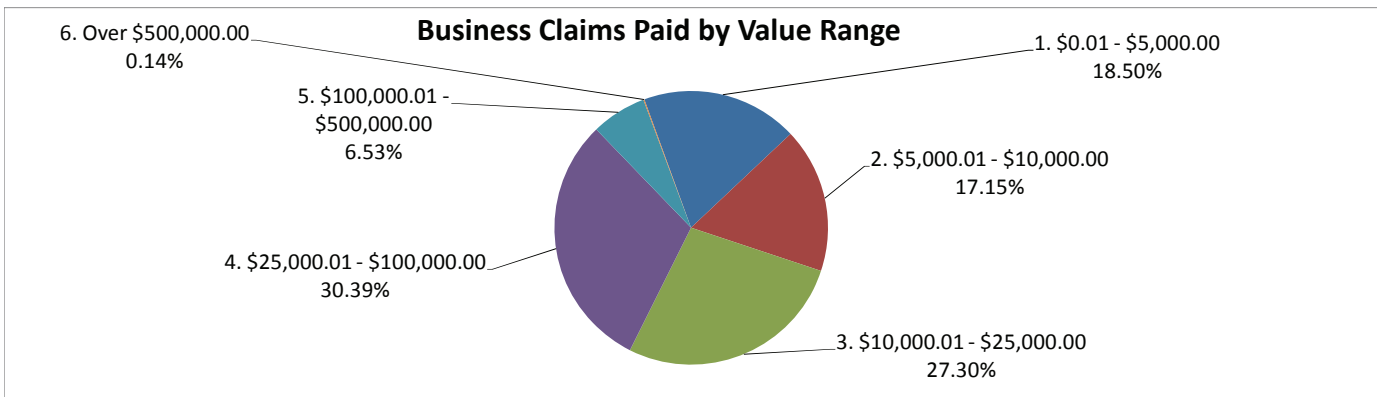
Individual Amount Paid by Value Range



GCCF Program Statistics - Overall Summary
(as of October 19, 2010, 5:05 PM ET)

Business Claims by Amount
(Claimants may have more than one Claim Type)

Claims by Amount	No. of Claims Paid	Amount Paid
1. \$0.01 - \$5,000.00	4446	\$ 12,589,400.00
2. \$5,000.01 - \$10,000.00	4120	\$ 31,440,400.00
3. \$10,000.01 - \$25,000.00	6559	\$ 111,441,300.00
4. \$25,000.01 - \$100,000.00	7303	\$ 373,966,800.00
5. \$100,000.01 - \$500,000.00	1568	\$ 288,066,300.00
6. Over \$500,000.00	34	\$ 65,796,676.00
Total to Date	24,030	\$ 883,300,876.00



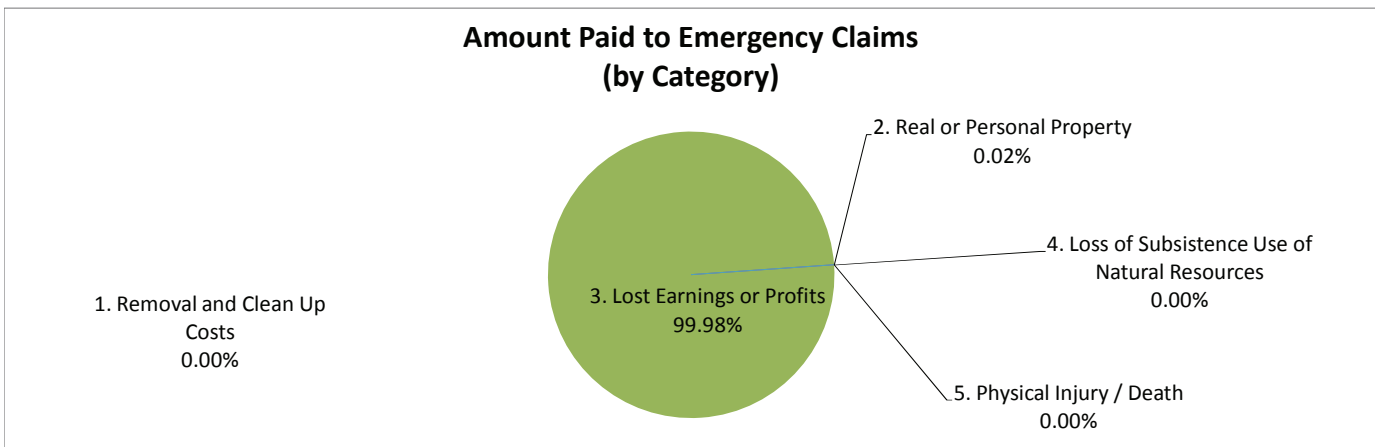
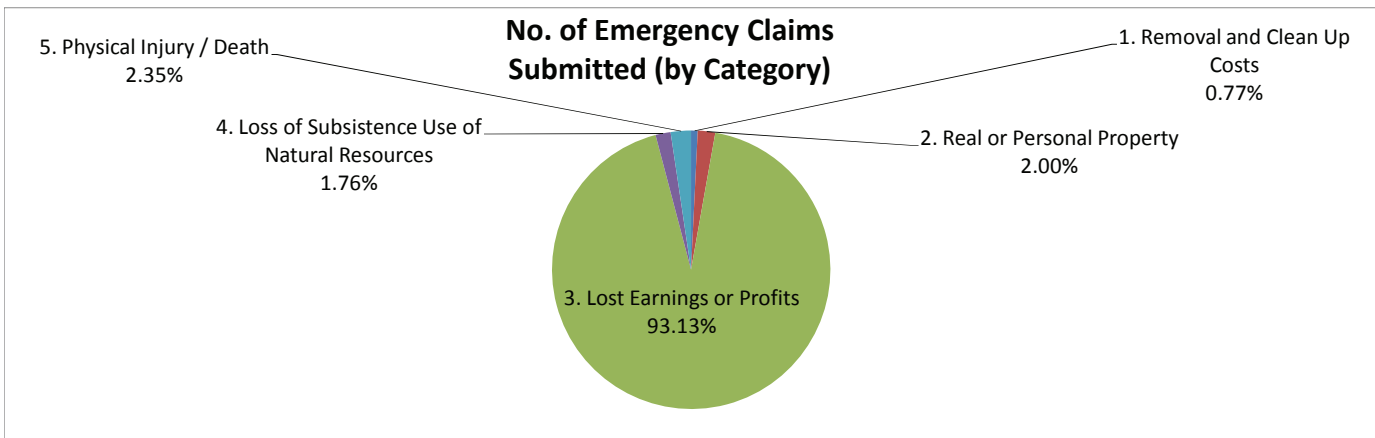
GCCCF Program Statistics - Overall Summary

(as of October 19, 2010, 5:05 PM ET)

Emergency Advance Claim Counts by Category

(Claimants may have more than one Claim Type)

Claims for Emergency Advance Payment	Claims Submitted	No. of Claims Paid	Amount Paid
1. Removal and Clean Up Costs	1,754	0	\$ -
2. Real or Personal Property	4,578	51	\$ 288,563.38
3. Lost Earnings or Profits	213,463	74,194	\$ 1,465,584,714.83
4. Loss of Subsistence Use of Natural Resources	4,028	5	\$ 13,000.00
5. Physical Injury / Death	5,394	4	\$ 3,936.50
Total to Date	229,217	74,254	\$ 1,465,890,214.71



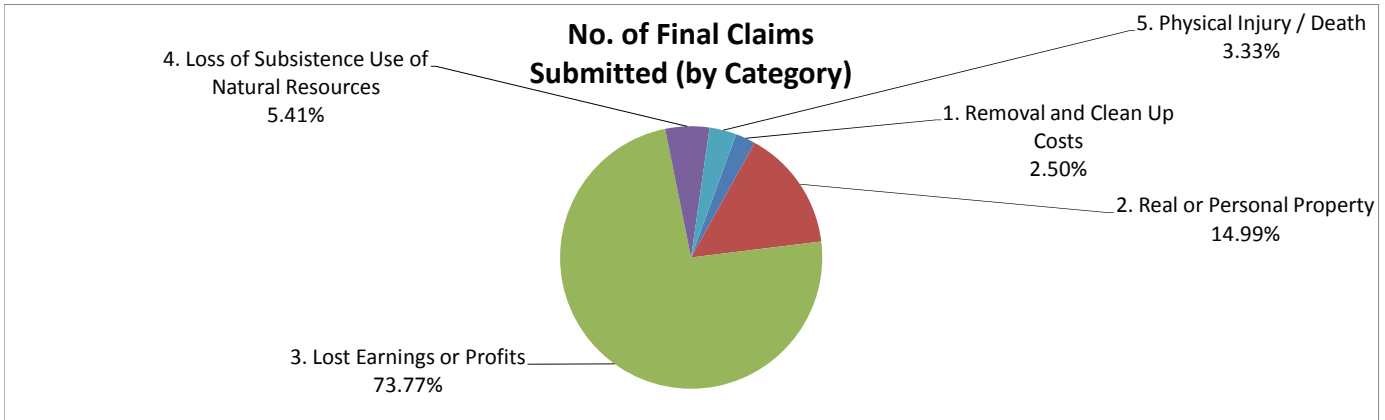
GCCF Program Statistics - Overall Summary

(as of October 19, 2010, 5:05 PM ET)

Final Payment Claim Counts by Category

(Claimants may have more than one Claim Type)

Claims Seeking Final Payment	Claims Submitted	No. of Claims Paid	Amount Paid
1. Removal and Clean Up Costs	167	0	\$ -
2. Real or Personal Property	1,000	0	\$ -
3. Lost Earnings or Profits	4,921	0	\$ -
4. Loss of Subsistence Use of Natural Resources	361	0	\$ -
5. Physical Injury / Death	222	0	\$ -
Total to Date	6,671	0	\$ -



Amount Paid to Final Claims (by Category)

No data to chart yet

GCCF Program Statistics - Overall Summary (as of October 19, 2010, 5:05 PM ET)

Claims by Category and Amount (Claimants may have more than one Claim Type)

Claims by Category and Amount	No. of Claims Paid	Amount Paid
1. Removal and Clean Up Costs		
a. \$0.01 - \$5,000.00	0	\$ -
b. \$5,000.01 - \$10,000.00	0	\$ -
c. \$10,000.01 - \$25,000.00	0	\$ -
d. \$25,000.01 - \$100,000.00	0	\$ -
e. \$100,000.01 - \$500,000.00	0	\$ -
f. Over \$500,000.00	0	\$ -
Sub-Total to Date	0	\$ -
2. Real or Personal Property		
a. \$0.01 - \$5,000.00	36	\$ 74,300.00
b. \$5,000.01 - \$10,000.00	9	\$ 59,800.00
c. \$10,000.01 - \$25,000.00	3	\$ 50,000.00
d. \$25,000.01 - \$100,000.00	3	\$ 104,463.38
e. \$100,000.01 - \$500,000.00	0	\$ -
f. Over \$500,000.00	0	\$ -
Sub-Total to Date	51	\$ 288,563.38
3. Lost Earnings or Profits		
a. \$0.01 - \$5,000.00	16,559	\$ 50,252,000.00
b. \$5,000.01 - \$10,000.00	19,922	\$ 152,914,458.30
c. \$10,000.01 - \$25,000.00	25,147	\$ 401,172,450.00
d. \$25,000.01 - \$100,000.00	10,944	\$ 504,806,030.53
e. \$100,000.01 - \$500,000.00	1,588	\$ 290,643,100.00
f. Over \$500,000.00	34	\$ 65,796,676.00
Sub-Total to Date	74,194	\$ 1,465,584,714.83

GCCF Program Statistics - Overall Summary
(as of October 19, 2010, 5:05 PM ET)

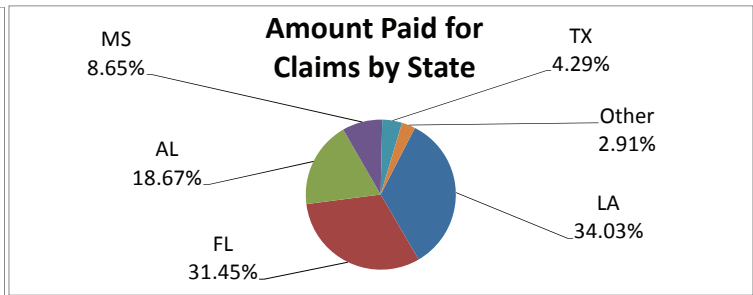
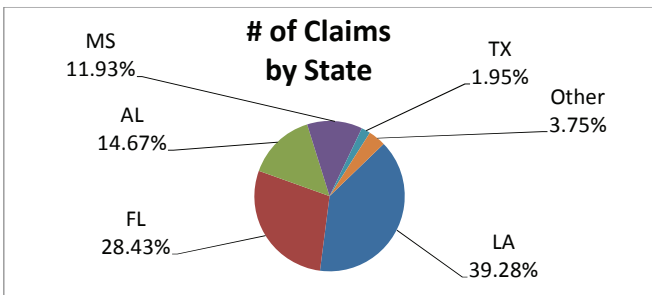
Claims by Category and Amount
(Claimants may have more than one Claim Type)

Claims by Category and Amount	No. of Claims Paid	Amount Paid
4. Loss of Subsistence Use of Natural Resources		
a. \$0.01 - \$5,000.00	5	\$ 13,000.00
b. \$5,000.01 - \$10,000.00	0	\$ -
c. \$10,000.01 - \$25,000.00	0	\$ -
d. \$25,000.01 - \$100,000.00	0	\$ -
e. \$100,000.01 - \$500,000.00	0	\$ -
f. Over \$500,000.00	0	\$ -
Sub-Total to Date	5	\$ 13,000.00
5. Physical Injury / Death		
a. \$0.01 - \$5,000.00	4	\$ 3,936.50
b. \$5,000.01 - \$10,000.00	0	\$ -
c. \$10,000.01 - \$25,000.00	0	\$ -
d. \$25,000.01 - \$100,000.00	0	\$ -
e. \$100,000.01 - \$500,000.00	0	\$ -
f. Over \$500,000.00	0	\$ -
Sub-Total to Date	4	\$ 3,936.50
6. Other Claims		
a. \$0.01 - \$5,000.00	0	\$ -
b. \$5,000.01 - \$10,000.00	0	\$ -
c. \$10,000.01 - \$25,000.00	0	\$ -
d. \$25,000.01 - \$100,000.00	0	\$ -
e. \$100,000.01 - \$500,000.00	0	\$ -
f. Over \$500,000.00	0	\$ -
Sub-Total to Date	0	\$ -
Total to Date	74,254	\$ 1,465,890,214.71

GCCF Program Statistics - Overall Summary
(as of October 19, 2010, 5:05 PM ET)

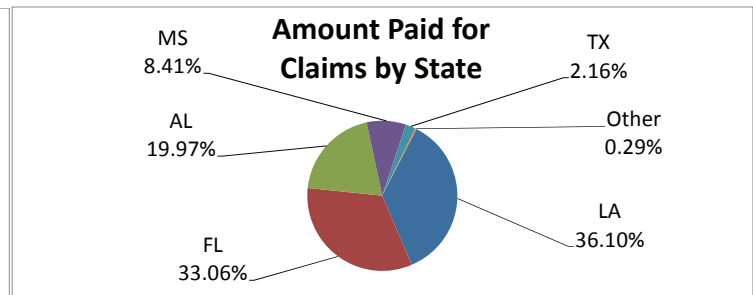
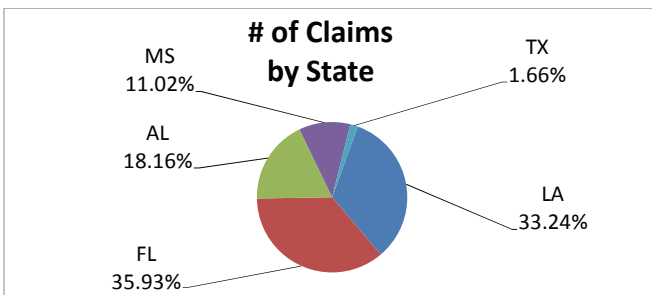
Claims by State of Residence
(Claimants may have more than one Claim Type)

Claim State of Residence	Claims Submitted	No. of Claims Paid	Amount Paid
Louisiana	92,654	22,606	\$ 498,907,115.53
Florida	67,065	26,242	\$ 461,056,576.00
Alabama	34,605	13,687	\$ 273,666,328.32
Mississippi	28,130	6,320	\$ 126,763,194.86
Texas	4,592	1,690	\$ 62,876,700.00
Others	8,842	3,709	\$ 42,620,300.00
Total to Date	235,888	74,254	\$ 1,465,890,214.71



Claims by State of Loss
(Claimants may have more than one Claim Type)

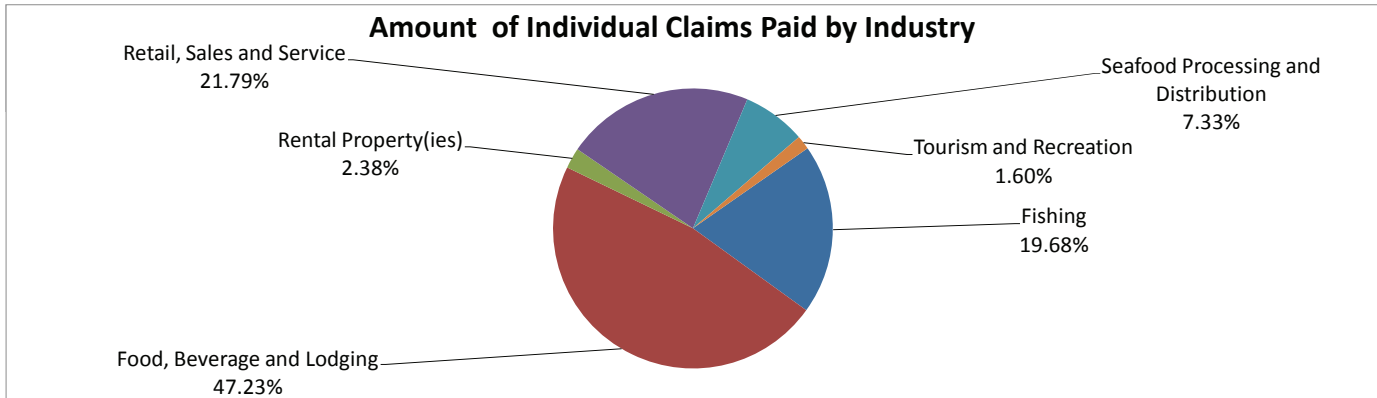
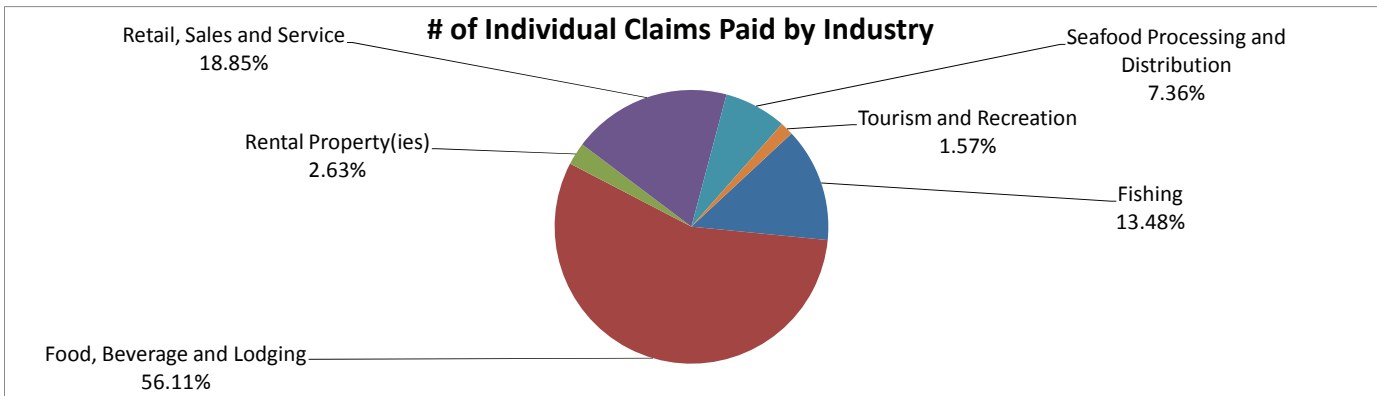
Claim State of Loss	Claims Submitted	No. of Claims Paid	Amount Paid
Louisiana	42,450	22,832	\$ 529,189,480.53
Florida	45,881	28,795	\$ 484,626,076.00
Alabama	23,192	15,156	\$ 292,711,199.94
Mississippi	14,069	6,052	\$ 123,351,258.36
Texas	2,121	1,214	\$ 31,709,300.00
Other State / Pending Location Verification		205	\$ 4,302,899.88
Total to Date		74,254	\$ 1,465,890,214.71



GCCF Program Statistics - Overall Summary
(as of October 19, 2010, 5:05 PM ET)

Individual Lost Earnings or Profits Claims Paid by Industry
(Claimants may have more than one Claim Type)

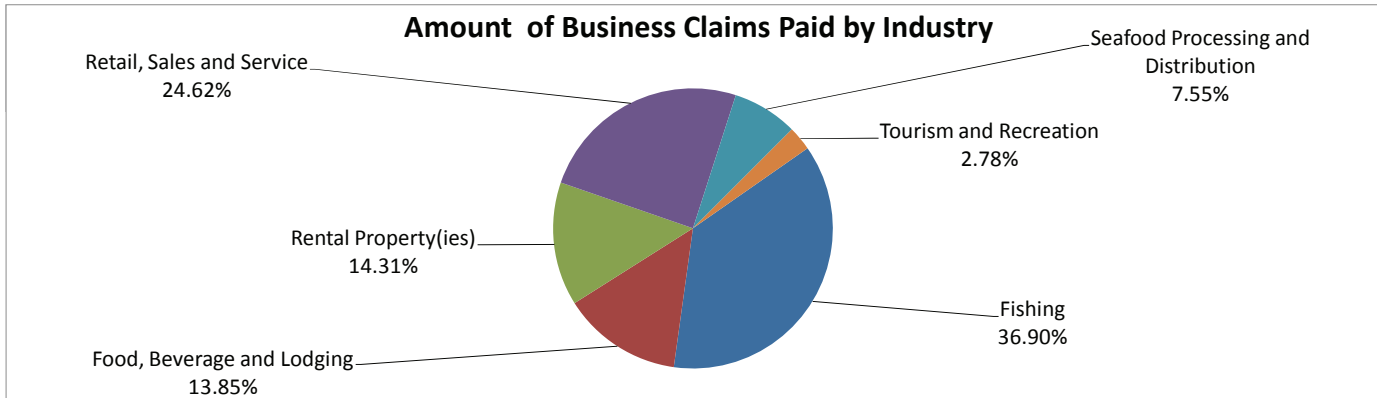
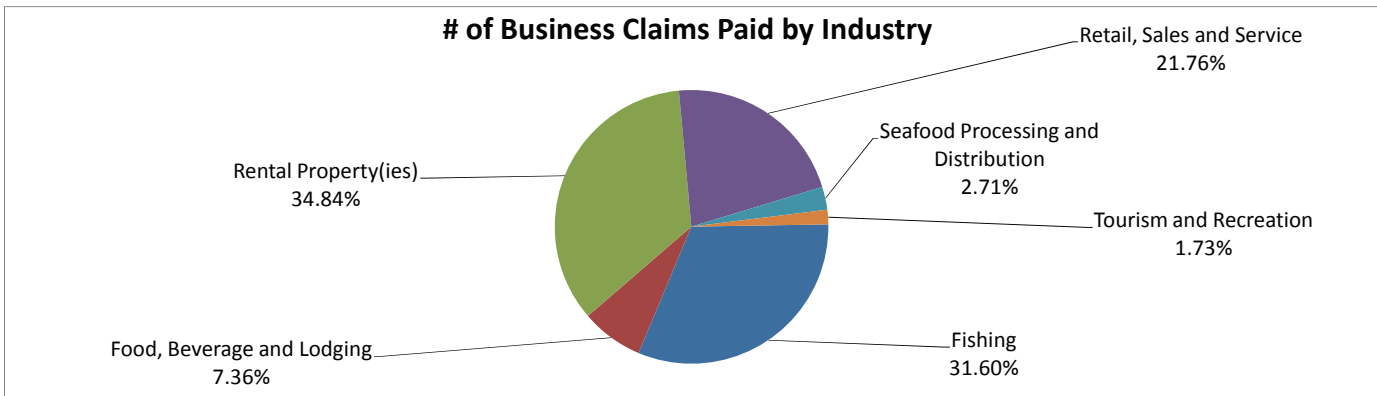
Claims by Amount	No. of Claims Paid	Amount Paid
Fishing	6,762	\$ 114,607,600.00
Food, Beverage and Lodging	28,154	\$ 275,063,399.94
Rental Property(ies)	1,322	\$ 13,850,800.00
Retail, Sales and Service	9,459	\$ 126,898,180.32
Seafood Processing and Distribution	3,693	\$ 42,691,858.57
Tourism and Recreation	790	\$ 9,321,400.00
Total to Date	50,180	\$ 582,433,238.83



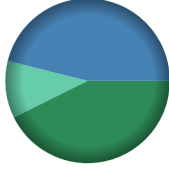
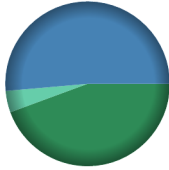



GCCF Program Statistics - Overall Summary
(as of October 19, 2010, 5:05 PM ET)

Business Lost Earnings or Profits Claims Paid by Industry
(Claimants may have more than one Claim Type)

Claims by Amount	No. of Claims Paid	Amount Paid
Fishing	7,589	\$ 325,869,300.00
Food, Beverage and Lodging	1,767	\$ 122,320,300.00
Rental Property(ies)	8,367	\$ 126,367,976.00
Retail, Sales and Service	5,226	\$ 217,442,700.00
Seafood Processing and Distribution	650	\$ 66,643,300.00
Tourism and Recreation	415	\$ 24,507,900.00
Total to Date	24,014	\$ 883,151,476.00



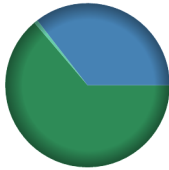
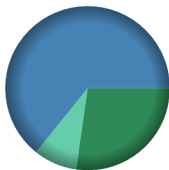



GCCF Program Statistics - Overall Summary (as of October 19, 2010, 5:05 PM ET)

County Name	Residents				
Acadia (Louisiana)	81	<u>Claimant Type</u>	<u>Claims Paid</u>	<u>Amount Paid</u>	Payments in County 
		Resident of County	10	\$269,000.00	
		Resident and Loss in County	7	\$290,600.00	
		Claim Loss in County	4	\$70,900.00	
		Totals:	21	\$630,500.00	
Alachua (Florida)	50	<u>Claimant Type</u>	<u>Claims Paid</u>	<u>Amount Paid</u>	Payments in County 
		Resident of County	14	\$125,800.00	
		Resident and Loss in County	5	\$145,600.00	
		Claim Loss in County	1	\$12,000.00	
		Totals:	20	\$283,400.00	
Allen (Louisiana)	38	<u>Claimant Type</u>	<u>Claims Paid</u>	<u>Amount Paid</u>	Payments in County 
		Resident of County	1	\$30,000.00	
		Claim Loss in County	2	\$38,600.00	
		Totals:	3	\$68,600.00	
Amite (Mississippi)	12	<u>Claimant Type</u>	<u>Claims Paid</u>	<u>Amount Paid</u>	Payments in County 
		Resident of County	1	\$22,100.00	
		Totals:	1	\$22,100.00	
Anderson (Texas)	1	<u>Claimant Type</u>	<u>Claims Paid</u>	<u>Amount Paid</u>	Payments in County 
		Resident of County	1	\$3,300.00	
		Totals:	1	\$3,300.00	

GCCF Program Statistics - Overall Summary

(as of October 19, 2010, 5:05 PM ET)

		<u>Claimant Type</u>	<u>Claims Paid</u>	<u>Amount Paid</u>	<u>Payments in County</u>
Angelina (Texas)	8	Resident of County	1	\$6,500.00	 <ul style="list-style-type: none"> ■ Resident
		Totals:	1	\$6,500.00	
Aransas (Texas)	25	Resident and Loss in County	5	\$142,800.00	 <ul style="list-style-type: none"> ■ Loss ■ Both
		Claim Loss in County	2	\$18,100.00	
		Totals:	7	\$160,900.00	
Ascension (Louisiana)	325	Resident of County	35	\$545,000.00	 <ul style="list-style-type: none"> ■ Resident ■ Loss ■ Both
		Resident and Loss in County	10	\$302,900.00	
		Claim Loss in County	1	\$6,100.00	
Totals:	46	\$854,000.00			
Assumption (Louisiana)	246	Resident of County	16	\$374,300.00	 <ul style="list-style-type: none"> ■ Resident ■ Loss ■ Both
		Resident and Loss in County	35	\$882,900.00	
		Claim Loss in County	7	\$117,500.00	
Totals:	58	\$1,374,700.00			
Autauga (Alabama)	20	Resident of County	8	\$80,800.00	 <ul style="list-style-type: none"> ■ Resident ■ Both
		Resident and Loss in County	1	\$2,300.00	
		Totals:	9	\$83,100.00	






GCCF Program Statistics - Overall Summary

(as of October 19, 2010, 5:05 PM ET)

County	Total Claims	Claimant Type	Claims Paid	Amount Paid	Payments in County
Avoyelles (Louisiana)	65	<u>Claimant Type</u>	<u>Claims Paid</u>	<u>Amount Paid</u>	
		Resident of County	11	\$136,200.00	
		Resident and Loss in County	11	\$641,800.00	
		Claim Loss in County	1	\$8,200.00	
Totals:	23	\$786,200.00			
Baldwin (Alabama)	17,664	<u>Claimant Type</u>	<u>Claims Paid</u>	<u>Amount Paid</u>	
		Resident of County	350	\$5,934,933.38	
		Resident and Loss in County	7,057	\$158,296,499.94	
		Claim Loss in County	3,421	\$43,044,900.00	
Totals:	10,828	\$207,276,333.32			
Barbour (Alabama)	10	<u>Claimant Type</u>	<u>Claims Paid</u>	<u>Amount Paid</u>	
		Resident of County	2	\$25,600.00	
		Resident and Loss in County	2	\$91,300.00	
		Totals:	4	\$116,900.00	
Bay (Florida)	18,910	<u>Claimant Type</u>	<u>Claims Paid</u>	<u>Amount Paid</u>	
		Resident of County	360	\$4,836,700.00	
		Resident and Loss in County	5,983	\$94,810,676.00	
		Claim Loss in County	1,101	\$12,183,600.00	
Totals:	7,444	\$111,830,976.00			
Beauregard (Louisiana)	16	<u>Claimant Type</u>	<u>Claims Paid</u>	<u>Amount Paid</u>	
		Resident of County	3	\$135,200.00	
		Resident and Loss in County	4	\$76,000.00	
		Totals:	7	\$211,200.00	

GCCF Program Statistics - Overall Summary

(as of October 19, 2010, 5:05 PM ET)




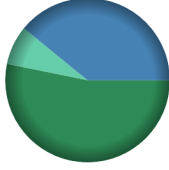

County	Total Claims	Claimant Type	Claims Paid	Amount Paid	Payments in County
Bexar (Texas)	56	<u>Claimant Type</u>	<u>Claims Paid</u>	<u>Amount Paid</u>	Payments in County  Resident Both
		Resident of County	12	\$202,400.00	
		Resident and Loss in County	2	\$182,000.00	
		Totals:	14	\$384,400.00	
Bibb (Alabama)	7	<u>Claimant Type</u>	<u>Claims Paid</u>	<u>Amount Paid</u>	Payments in County  Resident
		Resident of County	5	\$14,400.00	
		Totals:	5	\$14,400.00	
Blount (Alabama)	5	<u>Claimant Type</u>	<u>Claims Paid</u>	<u>Amount Paid</u>	Payments in County  Resident
		Resident of County	3	\$14,200.00	
		Totals:	3	\$14,200.00	
Bossier (Louisiana)	27	<u>Claimant Type</u>	<u>Claims Paid</u>	<u>Amount Paid</u>	Payments in County  Resident
		Resident of County	5	\$62,500.00	
		Totals:	5	\$62,500.00	
Bowie (Texas)	4	<u>Claimant Type</u>	<u>Claims Paid</u>	<u>Amount Paid</u>	Payments in County  Resident
		Resident of County	1	\$2,600.00	
		Totals:	1	\$2,600.00	

GCCF Program Statistics - Overall Summary (as of October 19, 2010, 5:05 PM ET)

County	Total Claims	Claimant Type	Claims Paid	Amount Paid	Payments in County
Brazoria (Texas)	122	<u>Claimant Type</u>	<u>Claims Paid</u>	<u>Amount Paid</u>	
		Resident of County	11	\$296,900.00	
		Resident and Loss in County	19	\$769,700.00	
		Claim Loss in County	28	\$512,100.00	
Totals:	58	\$1,578,700.00			
Brazos (Texas)	6	<u>Claimant Type</u>	<u>Claims Paid</u>	<u>Amount Paid</u>	
		Resident of County	1	\$18,000.00	
		Totals:	1	\$18,000.00	
Brevard (Florida)	89	<u>Claimant Type</u>	<u>Claims Paid</u>	<u>Amount Paid</u>	
		Resident of County	8	\$180,200.00	
		Resident and Loss in County	8	\$284,600.00	
		Claim Loss in County	2	\$30,300.00	
Totals:	18	\$495,100.00			
Broward (Florida)	218	<u>Claimant Type</u>	<u>Claims Paid</u>	<u>Amount Paid</u>	
		Resident of County	18	\$676,300.00	
		Resident and Loss in County	4	\$338,500.00	
		Claim Loss in County	10	\$251,200.00	
Totals:	32	\$1,266,000.00			
Brown (Texas)	1	<u>Claimant Type</u>	<u>Claims Paid</u>	<u>Amount Paid</u>	
		Resident of County	1	\$8,600.00	
		Totals:	1	\$8,600.00	

GCCF Program Statistics - Overall Summary

(as of October 19, 2010, 5:05 PM ET)

County	Total Claims	Claimant Type	Claims Paid	Amount Paid	Payments in County
Bullock (Alabama)	3	<u>Claimant Type</u>	<u>Claims Paid</u>	<u>Amount Paid</u>	Payments in County  <ul style="list-style-type: none"> Resident
		Resident of County	1	\$16,000.00	
		Totals:	1	\$16,000.00	
Butler (Alabama)	15	<u>Claimant Type</u>	<u>Claims Paid</u>	<u>Amount Paid</u>	Payments in County  <ul style="list-style-type: none"> Resident Loss Both
		Resident of County	2	\$8,600.00	
		Resident and Loss in County	1	\$5,400.00	
		Claim Loss in County	2	\$129,200.00	
Totals:	5	\$143,200.00			
Caddo (Louisiana)	53	<u>Claimant Type</u>	<u>Claims Paid</u>	<u>Amount Paid</u>	Payments in County  <ul style="list-style-type: none"> Resident
		Resident of County	11	\$116,200.00	
		Totals:	11	\$116,200.00	
Calcasieu (Louisiana)	553	<u>Claimant Type</u>	<u>Claims Paid</u>	<u>Amount Paid</u>	Payments in County  <ul style="list-style-type: none"> Resident Loss Both
		Resident of County	105	\$2,941,000.00	
		Resident and Loss in County	89	\$2,160,200.00	
		Claim Loss in County	19	\$425,700.00	
Totals:	213	\$5,526,900.00			
Caldwell (Louisiana)	6	<u>Claimant Type</u>	<u>Claims Paid</u>	<u>Amount Paid</u>	Payments in County  <ul style="list-style-type: none"> Resident
		Resident of County	2	\$7,300.00	
		Totals:	2	\$7,300.00	



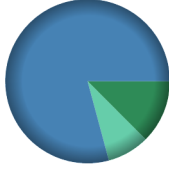
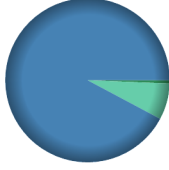

GCCF Program Statistics - Overall Summary

(as of October 19, 2010, 5:05 PM ET)





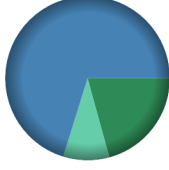
County	Total Claims	Claimant Type	Claims Paid	Amount Paid	Payments in County
Calhoun (Alabama)	50	<u>Claimant Type</u>	<u>Claims Paid</u>	<u>Amount Paid</u>	Payments in County  <ul style="list-style-type: none"> Resident
		Resident of County	17	\$192,500.00	
		Totals:	17	\$192,500.00	
		Calhoun (Florida)	77	<u>Claimant Type</u>	
Resident of County	15			\$182,900.00	
Resident and Loss in County	1			\$6,000.00	
Claim Loss in County	1			\$4,200.00	
Totals:	17	\$193,100.00			
Calhoun (Mississippi)	3	<u>Claimant Type</u>	<u>Claims Paid</u>	<u>Amount Paid</u>	Payments in County  <ul style="list-style-type: none"> Resident
		Resident of County	1	\$55,000.00	
		Totals:	1	\$55,000.00	
Calhoun (Texas)	86	<u>Claimant Type</u>	<u>Claims Paid</u>	<u>Amount Paid</u>	Payments in County  <ul style="list-style-type: none"> Resident Loss Both
		Resident of County	5	\$361,000.00	
		Resident and Loss in County	4	\$370,800.00	
		Claim Loss in County	22	\$259,900.00	
Totals:	31	\$991,700.00			
Cameron (Louisiana)	315	<u>Claimant Type</u>	<u>Claims Paid</u>	<u>Amount Paid</u>	Payments in County  <ul style="list-style-type: none"> Resident Loss Both
		Resident of County	18	\$529,600.00	
		Resident and Loss in County	127	\$3,543,900.00	
		Claim Loss in County	78	\$2,201,000.00	
Totals:	223	\$6,274,500.00			

GCCF Program Statistics - Overall Summary

(as of October 19, 2010, 5:05 PM ET)

County	Total Claims	Claimant Type	Claims Paid	Amount Paid	Payments in County
Cameron (Texas)	130	<u>Claimant Type</u>	<u>Claims Paid</u>	<u>Amount Paid</u>	Payments in County  <ul style="list-style-type: none"> Resident Both
		Resident of County	9	\$236,800.00	
		Resident and Loss in County	27	\$620,800.00	
		Totals:	36	\$857,600.00	
Chambers (Alabama)	5	<u>Claimant Type</u>	<u>Claims Paid</u>	<u>Amount Paid</u>	Payments in County  <ul style="list-style-type: none"> Resident
		Resident of County	2	\$27,000.00	
		Totals:	2	\$27,000.00	
Chambers (Texas)	44	<u>Claimant Type</u>	<u>Claims Paid</u>	<u>Amount Paid</u>	Payments in County  <ul style="list-style-type: none"> Resident Loss Both
		Resident of County	4	\$111,000.00	
		Resident and Loss in County	17	\$701,400.00	
		Claim Loss in County	5	\$73,500.00	
		Totals:	26	\$885,900.00	
Charlotte (Florida)	98	<u>Claimant Type</u>	<u>Claims Paid</u>	<u>Amount Paid</u>	Payments in County  <ul style="list-style-type: none"> Resident Loss Both
		Resident of County	2	\$5,200.00	
		Resident and Loss in County	17	\$757,900.00	
		Claim Loss in County	5	\$58,900.00	
		Totals:	24	\$822,000.00	
Cherokee (Alabama)	4	<u>Claimant Type</u>	<u>Claims Paid</u>	<u>Amount Paid</u>	Payments in County  <ul style="list-style-type: none"> Resident
		Resident of County	3	\$39,900.00	
		Totals:	3	\$39,900.00	

GCCF Program Statistics - Overall Summary (as of October 19, 2010, 5:05 PM ET)

County	Total Claims	Claimant Type	Claims Paid	Amount Paid	Payments in County
Cherokee (Texas)	2	<u>Claimant Type</u>	<u>Claims Paid</u>	<u>Amount Paid</u>	Payments in County  <ul style="list-style-type: none"> Resident
		Resident of County	1	\$1,700.00	
		Totals:	1	\$1,700.00	
Chickasaw (Mississippi)	1	<u>Claimant Type</u>	<u>Claims Paid</u>	<u>Amount Paid</u>	Payments in County  <ul style="list-style-type: none"> Resident
		Resident of County	1	\$6,000.00	
		Totals:	1	\$6,000.00	
Chilton (Alabama)	16	<u>Claimant Type</u>	<u>Claims Paid</u>	<u>Amount Paid</u>	Payments in County  <ul style="list-style-type: none"> Resident Both
		Resident of County	3	\$24,300.00	
		Resident and Loss in County	1	\$19,000.00	
		Totals:	4	\$43,300.00	
Choctaw (Alabama)	11	<u>Claimant Type</u>	<u>Claims Paid</u>	<u>Amount Paid</u>	Payments in County  <ul style="list-style-type: none"> Resident Both
		Resident of County	2	\$11,000.00	
		Resident and Loss in County	1	\$68,400.00	
		Totals:	3	\$79,400.00	
Citrus (Florida)	200	<u>Claimant Type</u>	<u>Claims Paid</u>	<u>Amount Paid</u>	Payments in County  <ul style="list-style-type: none"> Resident Loss Both
		Resident of County	21	\$372,600.00	
		Resident and Loss in County	76	\$1,261,800.00	
		Claim Loss in County	7	\$162,700.00	
		Totals:	104	\$1,797,100.00	


GCCF Program Statistics - Overall Summary

(as of October 19, 2010, 5:05 PM ET)

County	Total Claims	Claimant Type	Claims Paid	Amount Paid	Payments in County
Claiborne (Louisiana)	3	<u>Claimant Type</u>	<u>Claims Paid</u>	<u>Amount Paid</u>	Payments in County 
		Claim Loss in County	1	\$80,400.00	
		Totals:	1	\$80,400.00	
Claiborne (Mississippi)	6	<u>Claimant Type</u>	<u>Claims Paid</u>	<u>Amount Paid</u>	Payments in County 
		Resident of County	1	\$17,600.00	
		Totals:	1	\$17,600.00	
Clarke (Alabama)	131	<u>Claimant Type</u>	<u>Claims Paid</u>	<u>Amount Paid</u>	Payments in County 
		Resident of County	24	\$235,400.00	
		Resident and Loss in County	4	\$35,600.00	
		Claim Loss in County	4	\$50,100.00	
		Totals:	32	\$321,100.00	
Clarke (Mississippi)	36	<u>Claimant Type</u>	<u>Claims Paid</u>	<u>Amount Paid</u>	Payments in County 
		Resident of County	4	\$112,900.00	
		Totals:	4	\$112,900.00	
Clay (Alabama)	5	<u>Claimant Type</u>	<u>Claims Paid</u>	<u>Amount Paid</u>	Payments in County 
		Resident of County	3	\$53,500.00	
		Totals:	3	\$53,500.00	

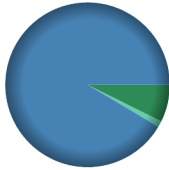
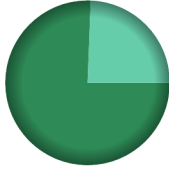


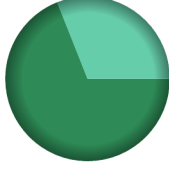
GCCF Program Statistics - Overall Summary

(as of October 19, 2010, 5:05 PM ET)

County	Total Claims	Claimant Type	Claims Paid	Amount Paid	Payments in County
Clay (Florida)	20	<u>Claimant Type</u>	<u>Claims Paid</u>	<u>Amount Paid</u>	Payments in County  <ul style="list-style-type: none"> ■ Resident ■ Loss ■ Both
		Resident of County	4	\$25,400.00	
		Resident and Loss in County	1	\$125,000.00	
		Claim Loss in County	1	\$18,700.00	
Totals:	6	\$169,100.00			
Cleburne (Alabama)	3	<u>Claimant Type</u>	<u>Claims Paid</u>	<u>Amount Paid</u>	Payments in County  <ul style="list-style-type: none"> ■ Resident
		Resident of County	1	\$3,000.00	
		Totals:	1	\$3,000.00	
Coahoma (Mississippi)	3	<u>Claimant Type</u>	<u>Claims Paid</u>	<u>Amount Paid</u>	Payments in County  <ul style="list-style-type: none"> ■ Resident
		Resident of County	1	\$35,000.00	
		Totals:	1	\$35,000.00	
Coffee (Alabama)	30	<u>Claimant Type</u>	<u>Claims Paid</u>	<u>Amount Paid</u>	Payments in County  <ul style="list-style-type: none"> ■ Resident ■ Both
		Resident of County	5	\$57,200.00	
		Resident and Loss in County	1	\$3,000.00	
		Totals:	6	\$60,200.00	
Colbert (Alabama)	28	<u>Claimant Type</u>	<u>Claims Paid</u>	<u>Amount Paid</u>	Payments in County  <ul style="list-style-type: none"> ■ Resident
		Resident of County	20	\$231,200.00	
		Totals:	20	\$231,200.00	



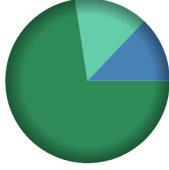


GCCF Program Statistics - Overall Summary

(as of October 19, 2010, 5:05 PM ET)

County	Total Claims	Claimant Type	Claims Paid	Amount Paid	Payments in County
Collier (Florida)	2,797	<u>Claimant Type</u>	<u>Claims Paid</u>	<u>Amount Paid</u>	Payments in County  <ul style="list-style-type: none"> ■ Resident ■ Loss ■ Both
		Resident of County	25	\$392,000.00	
		Resident and Loss in County	369	\$4,898,100.00	
		Claim Loss in County	9	\$63,500.00	
Totals:	403	\$5,353,600.00			
Collin (Texas)	66	<u>Claimant Type</u>	<u>Claims Paid</u>	<u>Amount Paid</u>	Payments in County  <ul style="list-style-type: none"> ■ Resident ■ Loss
		Resident of County	27	\$316,600.00	
		Claim Loss in County	3	\$102,100.00	
		Totals:	30	\$418,700.00	
Columbia (Florida)	9	<u>Claimant Type</u>	<u>Claims Paid</u>	<u>Amount Paid</u>	Payments in County  <ul style="list-style-type: none"> ■ Resident ■ Both
		Resident of County	3	\$46,500.00	
		Resident and Loss in County	1	\$40,000.00	
		Totals:	4	\$86,500.00	
Comal (Texas)	12	<u>Claimant Type</u>	<u>Claims Paid</u>	<u>Amount Paid</u>	Payments in County  <ul style="list-style-type: none"> ■ Resident
		Resident of County	8	\$181,600.00	
		Totals:	8	\$181,600.00	
Concordia (Louisiana)	27	<u>Claimant Type</u>	<u>Claims Paid</u>	<u>Amount Paid</u>	Payments in County  <ul style="list-style-type: none"> ■ Resident ■ Both
		Resident of County	3	\$155,700.00	
		Resident and Loss in County	2	\$70,000.00	
		Totals:	5	\$225,700.00	



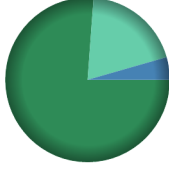

GCCF Program Statistics - Overall Summary

(as of October 19, 2010, 5:05 PM ET)


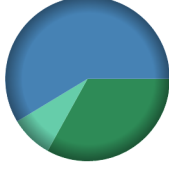
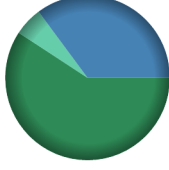
County (State)	Total Claims	Claimant Type	Claims Paid	Amount Paid	Payments in County
Conecuh (Alabama)	14	<u>Claimant Type</u>	<u>Claims Paid</u>	<u>Amount Paid</u>	Payments in County  <ul style="list-style-type: none"> Resident
		Resident of County	5	\$51,700.00	
		Totals:	5	\$51,700.00	
Coosa (Alabama)	4	<u>Claimant Type</u>	<u>Claims Paid</u>	<u>Amount Paid</u>	Payments in County  <ul style="list-style-type: none"> Resident Both
		Resident of County	2	\$10,800.00	
		Resident and Loss in County	1	\$150,000.00	
		Totals:	3	\$160,800.00	
Covington (Alabama)	55	<u>Claimant Type</u>	<u>Claims Paid</u>	<u>Amount Paid</u>	Payments in County  <ul style="list-style-type: none"> Resident Loss Both
		Resident of County	22	\$548,500.00	
		Resident and Loss in County	3	\$97,800.00	
		Claim Loss in County	2	\$109,500.00	
		Totals:	27	\$755,800.00	
Covington (Mississippi)	59	<u>Claimant Type</u>	<u>Claims Paid</u>	<u>Amount Paid</u>	Payments in County  <ul style="list-style-type: none"> Resident
		Resident of County	2	\$39,400.00	
		Totals:	2	\$39,400.00	
Crenshaw (Alabama)	13	<u>Claimant Type</u>	<u>Claims Paid</u>	<u>Amount Paid</u>	Payments in County  <ul style="list-style-type: none"> Loss Both
		Resident and Loss in County	1	\$1,500.00	
		Claim Loss in County	1	\$4,000.00	
		Totals:	2	\$5,500.00	

GCCF Program Statistics - Overall Summary

(as of October 19, 2010, 5:05 PM ET)

County	Total Claims	Claimant Type	Claims Paid	Amount Paid	Payments in County
Cullman (Alabama)	45	<u>Claimant Type</u>	<u>Claims Paid</u>	<u>Amount Paid</u>	Payments in County  Resident
		Resident of County	32	\$315,000.00	
		Totals:	32	\$315,000.00	
		Dale (Alabama)	21	<u>Claimant Type</u>	
Resident of County	7			\$57,900.00	
Resident and Loss in County	1			\$37,600.00	
Totals:	8			\$95,500.00	
Dallas (Alabama)	27	<u>Claimant Type</u>	<u>Claims Paid</u>	<u>Amount Paid</u>	Payments in County  Resident Both
		Resident of County	9	\$88,600.00	
		Resident and Loss in County	1	\$15,000.00	
		Totals:	10	\$103,600.00	
Dallas (Texas)	194	<u>Claimant Type</u>	<u>Claims Paid</u>	<u>Amount Paid</u>	Payments in County  Resident Loss Both
		Resident of County	29	\$411,700.00	
		Resident and Loss in County	1	\$24,000.00	
		Claim Loss in County	7	\$104,800.00	
		Totals:	37	\$540,500.00	
Dekalb (Alabama)	19	<u>Claimant Type</u>	<u>Claims Paid</u>	<u>Amount Paid</u>	Payments in County  Resident Loss
		Resident of County	13	\$143,700.00	
		Claim Loss in County	1	\$10,800.00	
		Totals:	14	\$154,500.00	

GCCF Program Statistics - Overall Summary (as of October 19, 2010, 5:05 PM ET)

County	Total Claims	Claimant Type	Claims Paid	Amount Paid	Payments in County
Denton (Texas)	29	<u>Claimant Type</u>	<u>Claims Paid</u>	<u>Amount Paid</u>	Payments in County  Resident
		Resident of County	8	\$63,300.00	
		Totals:	8	\$63,300.00	
		Desoto (Mississippi)	24	<u>Claimant Type</u>	
Resident of County	15			\$171,100.00	
Totals:	15			\$171,100.00	
Dixie (Florida)	28			<u>Claimant Type</u>	<u>Claims Paid</u>
		Resident of County	1	\$3,000.00	
		Resident and Loss in County	12	\$353,400.00	
		Claim Loss in County	4	\$89,700.00	
		Totals:	17	\$446,100.00	
Duval (Florida)	205	<u>Claimant Type</u>	<u>Claims Paid</u>	<u>Amount Paid</u>	Payments in County  Resident Loss Both
		Resident of County	32	\$559,800.00	
		Resident and Loss in County	14	\$993,000.00	
		Claim Loss in County	6	\$140,600.00	
		Totals:	52	\$1,693,400.00	
E. Baton Rouge (Louisiana)	1,350	<u>Claimant Type</u>	<u>Claims Paid</u>	<u>Amount Paid</u>	Payments in County  Resident Loss Both
		Resident of County	131	\$2,311,400.00	
		Resident and Loss in County	46	\$1,371,600.00	
		Claim Loss in County	12	\$219,600.00	
		Totals:	189	\$3,902,600.00	

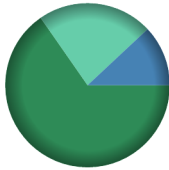
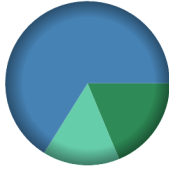



GCCF Program Statistics - Overall Summary

(as of October 19, 2010, 5:05 PM ET)



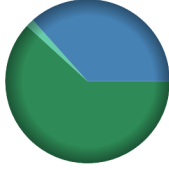
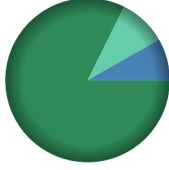

County	Total Claims	Claimant Type	Claims Paid	Amount Paid	Payments in County
E. Feliciana (Louisiana)	17	<u>Claimant Type</u>	<u>Claims Paid</u>	<u>Amount Paid</u>	Payments in County
		Resident of County	1	\$14,000.00	
		Resident and Loss in County	3	\$115,000.00	
		Claim Loss in County	1	\$20,000.00	
Totals:	5	\$149,000.00			
Ector (Texas)	2	<u>Claimant Type</u>	<u>Claims Paid</u>	<u>Amount Paid</u>	Payments in County
		Resident of County	1	\$1,500.00	
Totals:	1	\$1,500.00			
El Paso (Texas)	2	<u>Claimant Type</u>	<u>Claims Paid</u>	<u>Amount Paid</u>	Payments in County
		Resident of County	1	\$3,700.00	
Totals:	1	\$3,700.00			
Ellis (Texas)	6	<u>Claimant Type</u>	<u>Claims Paid</u>	<u>Amount Paid</u>	Payments in County
		Resident of County	1	\$25,000.00	
Totals:	1	\$25,000.00			
Elmore (Alabama)	34	<u>Claimant Type</u>	<u>Claims Paid</u>	<u>Amount Paid</u>	Payments in County
		Resident of County	17	\$212,300.00	
Totals:	17	\$212,300.00			

GCCF Program Statistics - Overall Summary

(as of October 19, 2010, 5:05 PM ET)

County	Total Claims	Claimant Type	Claims Paid	Amount Paid	Payments in County
Escambia (Alabama)	164	<u>Claimant Type</u>	<u>Claims Paid</u>	<u>Amount Paid</u>	Payments in County  <ul style="list-style-type: none"> ■ Resident ■ Loss ■ Both
		Resident of County	29	\$382,100.00	
		Resident and Loss in County	5	\$70,100.00	
		Claim Loss in County	6	\$132,600.00	
Totals:	40	\$584,800.00			
Escambia (Florida)	11,080	<u>Claimant Type</u>	<u>Claims Paid</u>	<u>Amount Paid</u>	Payments in County  <ul style="list-style-type: none"> ■ Resident ■ Loss ■ Both
		Resident of County	1,261	\$14,985,600.00	
		Resident and Loss in County	3,113	\$52,929,600.00	
		Claim Loss in County	845	\$12,124,800.00	
Totals:	5,219	\$80,040,000.00			
Etowah (Alabama)	47	<u>Claimant Type</u>	<u>Claims Paid</u>	<u>Amount Paid</u>	Payments in County  <ul style="list-style-type: none"> ■ Resident
		Resident of County	26	\$445,100.00	
Totals:	26	\$445,100.00			
Evangeline (Louisiana)	34	<u>Claimant Type</u>	<u>Claims Paid</u>	<u>Amount Paid</u>	Payments in County  <ul style="list-style-type: none"> ■ Resident ■ Both
		Resident of County	5	\$103,900.00	
		Resident and Loss in County	4	\$70,300.00	
Totals:	9	\$174,200.00			
Fayette (Alabama)	7	<u>Claimant Type</u>	<u>Claims Paid</u>	<u>Amount Paid</u>	Payments in County  <ul style="list-style-type: none"> ■ Resident
		Resident of County	7	\$59,800.00	
Totals:	7	\$59,800.00			

GCCF Program Statistics - Overall Summary (as of October 19, 2010, 5:05 PM ET)


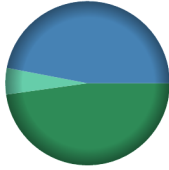

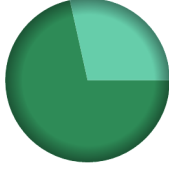

County	Total Claims	Claimant Type	Claims Paid	Amount Paid	Payments in County
Flagler (Florida)	7	<u>Claimant Type</u>	<u>Claims Paid</u>	<u>Amount Paid</u>	Payments in County  <ul style="list-style-type: none"> Resident
		Resident of County	2	\$65,400.00	
		Totals:	2	\$65,400.00	
Foard (Texas)	1	<u>Claimant Type</u>	<u>Claims Paid</u>	<u>Amount Paid</u>	Payments in County  <ul style="list-style-type: none"> Resident
		Resident of County	1	\$13,000.00	
		Totals:	1	\$13,000.00	
Forrest (Mississippi)	574	<u>Claimant Type</u>	<u>Claims Paid</u>	<u>Amount Paid</u>	Payments in County  <ul style="list-style-type: none"> Resident Loss Both
		Resident of County	39	\$585,800.00	
		Resident and Loss in County	7	\$346,800.00	
		Claim Loss in County	2	\$15,100.00	
		Totals:	48	\$947,700.00	
Fort Bend (Texas)	122	<u>Claimant Type</u>	<u>Claims Paid</u>	<u>Amount Paid</u>	Payments in County  <ul style="list-style-type: none"> Resident Loss Both
		Resident of County	28	\$1,287,900.00	
		Resident and Loss in County	7	\$129,300.00	
		Claim Loss in County	6	\$147,300.00	
		Totals:	41	\$1,564,500.00	
Franklin (Alabama)	6	<u>Claimant Type</u>	<u>Claims Paid</u>	<u>Amount Paid</u>	Payments in County  <ul style="list-style-type: none"> Resident
		Resident of County	6	\$62,300.00	
		Totals:	6	\$62,300.00	

GCCF Program Statistics - Overall Summary

(as of October 19, 2010, 5:05 PM ET)




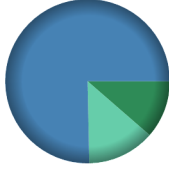

County	Total Claims	Claimant Type	Claims Paid	Amount Paid	Payments in County
Franklin (Florida)	1,755	<u>Claimant Type</u>	<u>Claims Paid</u>	<u>Amount Paid</u>	Payments in County
		Resident of County	31	\$382,600.00	
		Resident and Loss in County	1,016	\$12,307,300.00	
		Claim Loss in County	114	\$1,501,800.00	
Totals:		1,161	\$14,191,700.00		
Franklin (Louisiana)	6	<u>Claimant Type</u>	<u>Claims Paid</u>	<u>Amount Paid</u>	Payments in County
		Resident of County	2	\$31,200.00	
		Totals:	2	\$31,200.00	
Franklin (Mississippi)	9	<u>Claimant Type</u>	<u>Claims Paid</u>	<u>Amount Paid</u>	Payments in County
		Claim Loss in County	1	\$14,600.00	
		Totals:	1	\$14,600.00	
Gadsden (Florida)	48	<u>Claimant Type</u>	<u>Claims Paid</u>	<u>Amount Paid</u>	Payments in County
		Resident of County	8	\$150,900.00	
		Resident and Loss in County	2	\$44,200.00	
		Claim Loss in County	1	\$7,000.00	
Totals:		11	\$202,100.00		
Galveston (Texas)	933	<u>Claimant Type</u>	<u>Claims Paid</u>	<u>Amount Paid</u>	Payments in County
		Resident of County	115	\$3,377,200.00	
		Resident and Loss in County	298	\$7,580,200.00	
		Claim Loss in County	105	\$1,789,200.00	
Totals:		518	\$12,746,600.00		

GCCF Program Statistics - Overall Summary (as of October 19, 2010, 5:05 PM ET)

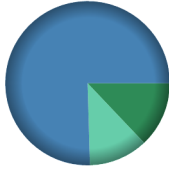


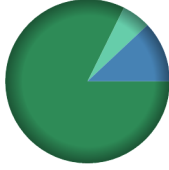
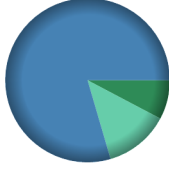
County	Total Claims	Claimant Type	Claims Paid	Amount Paid	Payments in County
Geneva (Alabama)	40	<u>Claimant Type</u>	<u>Claims Paid</u>	<u>Amount Paid</u>	Payments in County  <ul style="list-style-type: none"> Resident
		Resident of County	9	\$114,100.00	
		Totals:	9	\$114,100.00	
George (Mississippi)	248	<u>Claimant Type</u>	<u>Claims Paid</u>	<u>Amount Paid</u>	Payments in County  <ul style="list-style-type: none"> Resident Loss Both
		Resident of County	38	\$680,500.00	
		Resident and Loss in County	18	\$669,000.00	
		Claim Loss in County	3	\$74,400.00	
Totals:	59	\$1,423,900.00			
Grant (Louisiana)	9	<u>Claimant Type</u>	<u>Claims Paid</u>	<u>Amount Paid</u>	Payments in County  <ul style="list-style-type: none"> Resident Loss
		Resident of County	1	\$15,500.00	
		Claim Loss in County	1	\$10,000.00	
Totals:	2	\$25,500.00			
Grayson (Texas)	4	<u>Claimant Type</u>	<u>Claims Paid</u>	<u>Amount Paid</u>	Payments in County  <ul style="list-style-type: none"> Resident Loss
		Resident of County	1	\$8,300.00	
		Claim Loss in County	1	\$3,300.00	
Totals:	2	\$11,600.00			
Greene (Alabama)	5	<u>Claimant Type</u>	<u>Claims Paid</u>	<u>Amount Paid</u>	Payments in County  <ul style="list-style-type: none"> Resident
		Resident of County	4	\$22,900.00	
		Totals:	4	\$22,900.00	

GCCF Program Statistics - Overall Summary

(as of October 19, 2010, 5:05 PM ET)

County	Total Claims	Claimant Type	Claims Paid	Amount Paid	Payments in County	
Greene (Mississippi)	74	<u>Claimant Type</u>	<u>Claims Paid</u>	<u>Amount Paid</u>	Payments in County 	
		Resident of County	3	\$16,900.00		Resident
		Resident and Loss in County	3	\$18,900.00		Both
		Totals:	6	\$35,800.00		
Gregg (Texas)	5	<u>Claimant Type</u>	<u>Claims Paid</u>	<u>Amount Paid</u>	Payments in County 	
		Resident of County	3	\$25,600.00		Resident
		Totals:	3	\$25,600.00		
Guadalupe (Texas)	2	<u>Claimant Type</u>	<u>Claims Paid</u>	<u>Amount Paid</u>	Payments in County 	
		Resident of County	2	\$42,600.00		Resident
		Totals:	2	\$42,600.00		
Gulf (Florida)	1,036	<u>Claimant Type</u>	<u>Claims Paid</u>	<u>Amount Paid</u>	Payments in County 	
		Resident of County	74	\$1,003,700.00		Resident
		Resident and Loss in County	296	\$6,633,800.00		Loss
		Claim Loss in County	86	\$1,169,300.00		Both
		Totals:	456	\$8,806,800.00		
Hale (Alabama)	13	<u>Claimant Type</u>	<u>Claims Paid</u>	<u>Amount Paid</u>	Payments in County 	
		Resident of County	7	\$140,200.00		Resident
		Resident and Loss in County	1	\$100,000.00		Both
		Totals:	8	\$240,200.00		

GCCF Program Statistics - Overall Summary (as of October 19, 2010, 5:05 PM ET)

County	Total Claims	Claimant Type	Claims Paid	Amount Paid	Payments in County
Hancock (Mississippi)	2,122	<u>Claimant Type</u>	<u>Claims Paid</u>	<u>Amount Paid</u>	Payments in County  <ul style="list-style-type: none"> ■ Resident ■ Loss ■ Both
		Resident of County	133	\$2,330,800.00	
		Resident and Loss in County	553	\$13,598,400.00	
		Claim Loss in County	100	\$2,091,200.00	
Totals:	786	\$18,020,400.00			
Hardee (Florida)	1	<u>Claimant Type</u>	<u>Claims Paid</u>	<u>Amount Paid</u>	Payments in County  <ul style="list-style-type: none"> ■ Resident
		Resident of County	1	\$15,000.00	
		Totals:	1	\$15,000.00	
Hardin (Texas)	5	<u>Claimant Type</u>	<u>Claims Paid</u>	<u>Amount Paid</u>	Payments in County  <ul style="list-style-type: none"> ■ Both
		Resident and Loss in County	1	\$10,000.00	
		Totals:	1	\$10,000.00	
Harris (Texas)	1,516	<u>Claimant Type</u>	<u>Claims Paid</u>	<u>Amount Paid</u>	Payments in County  <ul style="list-style-type: none"> ■ Resident ■ Loss ■ Both
		Resident of County	301	\$25,844,000.00	
		Resident and Loss in County	132	\$3,771,000.00	
		Claim Loss in County	97	\$1,784,600.00	
Totals:	530	\$31,399,600.00			
Harrison (Mississippi)	16,615	<u>Claimant Type</u>	<u>Claims Paid</u>	<u>Amount Paid</u>	Payments in County  <ul style="list-style-type: none"> ■ Resident ■ Loss ■ Both
		Resident of County	343	\$6,130,636.50	
		Resident and Loss in County	3,357	\$62,993,500.00	
		Claim Loss in County	654	\$10,100,300.00	
Totals:	4,354	\$79,224,436.50			

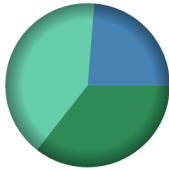

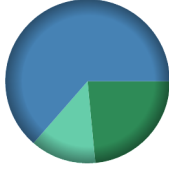
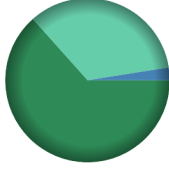
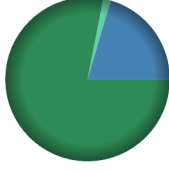
GCCF Program Statistics - Overall Summary

(as of October 19, 2010, 5:05 PM ET)

County	Total Claims	Claimant Type	Claims Paid	Amount Paid	Payments in County
Harrison (Texas)	2				 <ul style="list-style-type: none"> Resident
		Resident of County	1	\$10,400.00	
		Totals:	1	\$10,400.00	
Hays (Texas)	7				 <ul style="list-style-type: none"> Resident
		Resident of County	1	\$25,500.00	
		Totals:	1	\$25,500.00	
Hendry (Florida)	6				 <ul style="list-style-type: none"> Resident
		Resident of County	1	\$24,000.00	
		Totals:	1	\$24,000.00	
Henry (Alabama)	7				 <ul style="list-style-type: none"> Resident
		Resident of County	2	\$11,600.00	
		Totals:	2	\$11,600.00	
Hernando (Florida)	131				 <ul style="list-style-type: none"> Resident Loss Both
		Resident of County	20	\$323,500.00	
		Resident and Loss in County	39	\$945,400.00	
		Claim Loss in County	14	\$300,600.00	
		Totals:	73	\$1,569,500.00	



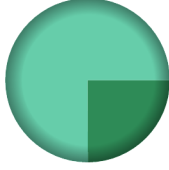
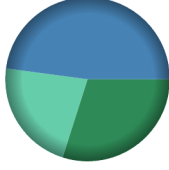
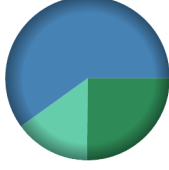
GCCF Program Statistics - Overall Summary

(as of October 19, 2010, 5:05 PM ET)




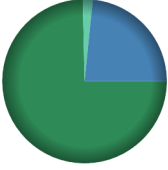

County	Total Claims	Claimant Type	Claims Paid	Amount Paid	Payments in County
Hidalgo (Texas)	9	<u>Claimant Type</u>	<u>Claims Paid</u>	<u>Amount Paid</u>	Payments in County  <ul style="list-style-type: none"> ■ Resident ■ Loss ■ Both
		Resident of County	2	\$9,000.00	
		Resident and Loss in County	1	\$6,000.00	
		Claim Loss in County	1	\$10,300.00	
Totals:	4	\$25,300.00			
Hill (Texas)	2	<u>Claimant Type</u>	<u>Claims Paid</u>	<u>Amount Paid</u>	Payments in County  <ul style="list-style-type: none"> ■ Resident
		Resident of County	1	\$21,600.00	
		Totals:	1	\$21,600.00	
Hillsborough (Florida)	461	<u>Claimant Type</u>	<u>Claims Paid</u>	<u>Amount Paid</u>	Payments in County  <ul style="list-style-type: none"> ■ Resident ■ Loss ■ Both
		Resident of County	52	\$798,900.00	
		Resident and Loss in County	93	\$2,162,000.00	
		Claim Loss in County	20	\$438,900.00	
Totals:	165	\$3,399,800.00			
Hinds (Mississippi)	107	<u>Claimant Type</u>	<u>Claims Paid</u>	<u>Amount Paid</u>	Payments in County  <ul style="list-style-type: none"> ■ Resident ■ Loss ■ Both
		Resident of County	15	\$154,500.00	
		Resident and Loss in County	2	\$6,100.00	
		Claim Loss in County	4	\$83,000.00	
Totals:	21	\$243,600.00			
Holmes (Florida)	252	<u>Claimant Type</u>	<u>Claims Paid</u>	<u>Amount Paid</u>	Payments in County  <ul style="list-style-type: none"> ■ Resident ■ Loss ■ Both
		Resident of County	76	\$752,900.00	
		Resident and Loss in County	16	\$197,200.00	
		Claim Loss in County	3	\$14,100.00	
Totals:	95	\$964,200.00			

GCCF Program Statistics - Overall Summary

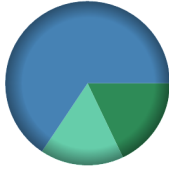



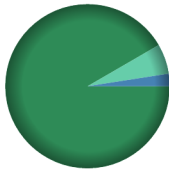
(as of October 19, 2010, 5:05 PM ET)

County	Total Claims	Claimant Type	Claims Paid	Amount Paid	Payments in County
Hopkins (Texas)	2	<u>Claimant Type</u>	<u>Claims Paid</u>	<u>Amount Paid</u>	Payments in County  <ul style="list-style-type: none"> Resident
		Resident of County	1	\$9,700.00	
		Totals:	1	\$9,700.00	
Houston (Alabama)	93	<u>Claimant Type</u>	<u>Claims Paid</u>	<u>Amount Paid</u>	Payments in County  <ul style="list-style-type: none"> Resident Both
		Resident of County	25	\$171,300.00	
		Resident and Loss in County	2	\$138,900.00	
		Totals:	27	\$310,200.00	
Humphreys (Mississippi)	3	<u>Claimant Type</u>	<u>Claims Paid</u>	<u>Amount Paid</u>	Payments in County  <ul style="list-style-type: none"> Resident Loss
		Resident of County	1	\$9,300.00	
		Claim Loss in County	1	\$28,000.00	
		Totals:	2	\$37,300.00	
Iberia (Louisiana)	761	<u>Claimant Type</u>	<u>Claims Paid</u>	<u>Amount Paid</u>	Payments in County  <ul style="list-style-type: none"> Resident Loss Both
		Resident of County	102	\$3,269,500.00	
		Resident and Loss in County	203	\$5,233,000.00	
		Claim Loss in County	93	\$2,427,200.00	
Totals:	398	\$10,929,700.00			
Iberville (Louisiana)	141	<u>Claimant Type</u>	<u>Claims Paid</u>	<u>Amount Paid</u>	Payments in County  <ul style="list-style-type: none"> Resident Loss Both
		Resident of County	9	\$270,200.00	
		Resident and Loss in County	26	\$645,300.00	
		Claim Loss in County	5	\$160,900.00	
Totals:	40	\$1,076,400.00			

GCCF Program Statistics - Overall Summary (as of October 19, 2010, 5:05 PM ET)

County	Total Claims	Claimant Type	Claims Paid	Amount Paid	Payments in County
Indian River (Florida)	21	<u>Claimant Type</u>	<u>Claims Paid</u>	<u>Amount Paid</u>	Payments in County 
		Resident and Loss in County	3	\$157,000.00	
		Totals:	3	\$157,000.00	
Itawamba (Mississippi)	1	<u>Claimant Type</u>	<u>Claims Paid</u>	<u>Amount Paid</u>	Payments in County 
		Resident of County	1	\$6,000.00	
		Totals:	1	\$6,000.00	
Jackson (Alabama)	14	<u>Claimant Type</u>	<u>Claims Paid</u>	<u>Amount Paid</u>	Payments in County 
		Resident of County	9	\$102,500.00	
		Claim Loss in County	1	\$14,500.00	
		Totals:	10	\$117,000.00	
Jackson (Florida)	193	<u>Claimant Type</u>	<u>Claims Paid</u>	<u>Amount Paid</u>	Payments in County 
		Resident of County	22	\$306,200.00	
		Resident and Loss in County	3	\$96,000.00	
		Claim Loss in County	1	\$7,900.00	
Totals:	26	\$410,100.00			
Jackson (Louisiana)	3	<u>Claimant Type</u>	<u>Claims Paid</u>	<u>Amount Paid</u>	Payments in County 
		Resident of County	1	\$18,600.00	
		Resident and Loss in County	1	\$4,500.00	
		Totals:	2	\$23,100.00	

GCCF Program Statistics - Overall Summary (as of October 19, 2010, 5:05 PM ET)

County	Total Claims	Claimant Type	Claims Paid	Amount Paid	Payments in County
Jackson (Mississippi)	6,590	<u>Claimant Type</u>	<u>Claims Paid</u>	<u>Amount Paid</u>	Payments in County  <ul style="list-style-type: none"> ■ Resident ■ Loss ■ Both
		Resident of County	461	\$6,760,700.00	
		Resident and Loss in County	916	\$24,759,158.36	
		Claim Loss in County	355	\$6,201,700.00	
Totals:	1,732	\$37,721,558.36			
Jasper (Mississippi)	40	<u>Claimant Type</u>	<u>Claims Paid</u>	<u>Amount Paid</u>	Payments in County  <ul style="list-style-type: none"> ■ Both
		Resident and Loss in County	1	\$25,500.00	
		Totals:	1	\$25,500.00	
Jasper (Texas)	9	<u>Claimant Type</u>	<u>Claims Paid</u>	<u>Amount Paid</u>	Payments in County  <ul style="list-style-type: none"> ■ Resident
		Resident of County	4	\$170,700.00	
		Totals:	4	\$170,700.00	
Jefferson (Alabama)	488	<u>Claimant Type</u>	<u>Claims Paid</u>	<u>Amount Paid</u>	Payments in County  <ul style="list-style-type: none"> ■ Resident ■ Loss ■ Both
		Resident of County	290	\$3,464,000.00	
		Resident and Loss in County	5	\$106,400.00	
		Claim Loss in County	2	\$54,800.00	
Totals:	297	\$3,625,200.00			
Jefferson (Florida)	12	<u>Claimant Type</u>	<u>Claims Paid</u>	<u>Amount Paid</u>	Payments in County  <ul style="list-style-type: none"> ■ Resident ■ Loss ■ Both
		Resident of County	3	\$93,000.00	
		Resident and Loss in County	2	\$2,500.00	
		Claim Loss in County	1	\$6,000.00	
Totals:	6	\$101,500.00			






GCCF Program Statistics - Overall Summary

(as of October 19, 2010, 5:05 PM ET)

County	Total Claims	Claimant Type	Claims Paid	Amount Paid	Payments in County
Jefferson (Louisiana)	28,887				
		Resident of County	2,162	\$32,590,380.32	
		Resident and Loss in County	3,360	\$69,931,900.00	
		Claim Loss in County	1,361	\$21,147,385.21	
		Totals:	6,883	\$123,669,665.53	
Jefferson (Texas)	669				
		Resident of County	98	\$2,901,400.00	
		Resident and Loss in County	255	\$5,798,200.00	
		Claim Loss in County	49	\$1,200,100.00	
		Totals:	402	\$9,899,700.00	
Jefferson Davis (Louisiana)	37				
		Resident of County	4	\$48,600.00	
		Resident and Loss in County	8	\$231,500.00	
		Claim Loss in County	2	\$65,000.00	
		Totals:	14	\$345,100.00	
Jim Hogg (Texas)	1				
		Claim Loss in County	1	\$32,400.00	
		Totals:	1	\$32,400.00	
Jim Wells (Texas)	1				
		Resident and Loss in County	1	\$79,900.00	
		Totals:	1	\$79,900.00	

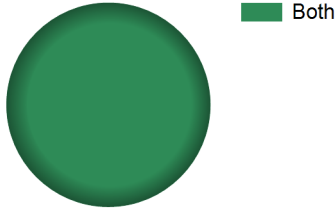
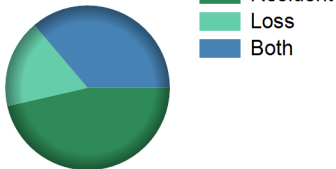

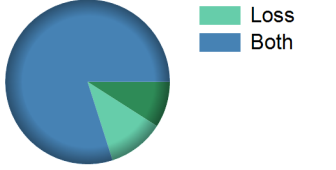
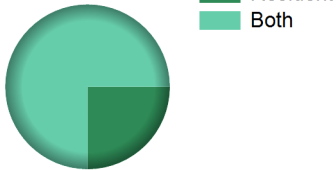
GCCF Program Statistics - Overall Summary

(as of October 19, 2010, 5:05 PM ET)

County	Count	Claimant Type	Claims Paid	Amount Paid	Payments in County
Johnson (Texas)	11	<u>Claimant Type</u>	<u>Claims Paid</u>	<u>Amount Paid</u>	Payments in County  <ul style="list-style-type: none"> Resident
		Resident of County	3	\$111,000.00	
		Totals:	3	\$111,000.00	
Jones (Mississippi)	110	<u>Claimant Type</u>	<u>Claims Paid</u>	<u>Amount Paid</u>	Payments in County  <ul style="list-style-type: none"> Resident Both
		Resident of County	10	\$184,900.00	
		Resident and Loss in County	1	\$50,000.00	
Totals:	11	\$234,900.00			
Kemper (Mississippi)	6	<u>Claimant Type</u>	<u>Claims Paid</u>	<u>Amount Paid</u>	Payments in County  <ul style="list-style-type: none"> Loss
		Claim Loss in County	2	\$108,800.00	
		Totals:	2	\$108,800.00	
Kendall (Texas)	2	<u>Claimant Type</u>	<u>Claims Paid</u>	<u>Amount Paid</u>	Payments in County  <ul style="list-style-type: none"> Resident
		Resident of County	2	\$15,700.00	
		Totals:	2	\$15,700.00	
Kleberg (Texas)	1	<u>Claimant Type</u>	<u>Claims Paid</u>	<u>Amount Paid</u>	Payments in County  <ul style="list-style-type: none"> Resident
		Resident of County	1	\$32,400.00	
		Totals:	1	\$32,400.00	

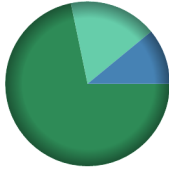




GCCF Program Statistics - Overall Summary

(as of October 19, 2010, 5:05 PM ET)

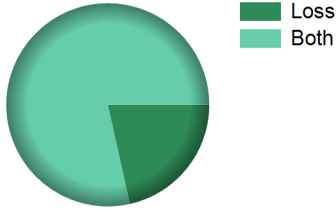


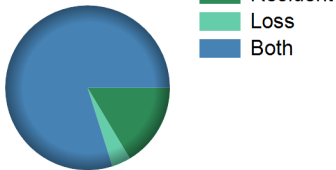

County	Total Claims	Claimant Type	Claims Paid	Amount Paid	Payments in County
Lafayette (Florida)	4	<u>Claimant Type</u>	<u>Claims Paid</u>	<u>Amount Paid</u>	Payments in County 
		Resident and Loss in County	1	\$226,700.00	
		Totals:	1	\$226,700.00	
Lafayette (Louisiana)	989	<u>Claimant Type</u>	<u>Claims Paid</u>	<u>Amount Paid</u>	Payments in County 
		Resident of County	179	\$4,566,400.00	
		Resident and Loss in County	114	\$3,560,100.00	
		Claim Loss in County	68	\$1,708,600.00	
		Totals:	361	\$9,835,100.00	
Lafayette (Mississippi)	11	<u>Claimant Type</u>	<u>Claims Paid</u>	<u>Amount Paid</u>	Payments in County 
		Resident of County	6	\$76,000.00	
		Totals:	6	\$76,000.00	
Lafourche (Louisiana)	2,265	<u>Claimant Type</u>	<u>Claims Paid</u>	<u>Amount Paid</u>	Payments in County 
		Resident of County	172	\$3,698,600.00	
		Resident and Loss in County	954	\$32,722,600.00	
		Claim Loss in County	212	\$4,521,780.32	
		Totals:	1,338	\$40,942,980.32	
Lake (Florida)	31	<u>Claimant Type</u>	<u>Claims Paid</u>	<u>Amount Paid</u>	Payments in County 
		Resident of County	6	\$45,900.00	
		Resident and Loss in County	5	\$137,900.00	
		Totals:	11	\$183,800.00	

GCCF Program Statistics - Overall Summary


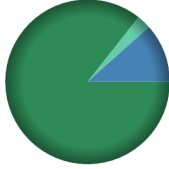
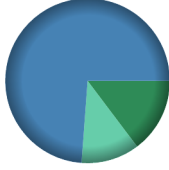
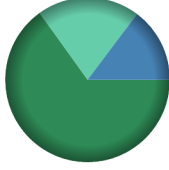

(as of October 19, 2010, 5:05 PM ET)

County	Total Claims	Claimant Type	Claims Paid	Amount Paid	Payments in County
Lamar (Mississippi)	113	<u>Claimant Type</u>	<u>Claims Paid</u>	<u>Amount Paid</u>	Payments in County  <ul style="list-style-type: none"> ■ Resident ■ Loss ■ Both
		Resident of County	9	\$140,900.00	
		Resident and Loss in County	2	\$21,500.00	
		Claim Loss in County	2	\$34,000.00	
Totals:	13	\$196,400.00			
Lamar (Texas)	1	<u>Claimant Type</u>	<u>Claims Paid</u>	<u>Amount Paid</u>	Payments in County  <ul style="list-style-type: none"> ■ Resident
		Resident of County	1	\$3,200.00	
		Totals:	1	\$3,200.00	
Lauderdale (Alabama)	28	<u>Claimant Type</u>	<u>Claims Paid</u>	<u>Amount Paid</u>	Payments in County  <ul style="list-style-type: none"> ■ Resident
		Resident of County	15	\$152,200.00	
		Totals:	15	\$152,200.00	
Lauderdale (Mississippi)	57	<u>Claimant Type</u>	<u>Claims Paid</u>	<u>Amount Paid</u>	Payments in County  <ul style="list-style-type: none"> ■ Resident
		Resident of County	15	\$150,100.00	
		Totals:	15	\$150,100.00	
Lawrence (Alabama)	7	<u>Claimant Type</u>	<u>Claims Paid</u>	<u>Amount Paid</u>	Payments in County  <ul style="list-style-type: none"> ■ Resident ■ Loss
		Resident of County	2	\$21,200.00	
		Claim Loss in County	1	\$1,400.00	
		Totals:	3	\$22,600.00	

GCCF Program Statistics - Overall Summary (as of October 19, 2010, 5:05 PM ET)


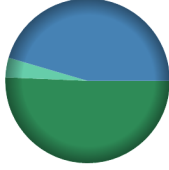

County	Count	Claimant Type	Claims Paid	Amount Paid	Payments in County
Lawrence (Mississippi)	65	<u>Claimant Type</u>	<u>Claims Paid</u>	<u>Amount Paid</u>	Payments in County 
		Resident and Loss in County	5	\$67,500.00	
		Claim Loss in County	2	\$18,500.00	
		Totals:	7	\$86,000.00	
Leake (Mississippi)	12	<u>Claimant Type</u>	<u>Claims Paid</u>	<u>Amount Paid</u>	Payments in County 
		Resident of County	2	\$63,000.00	
		Totals:	2	\$63,000.00	
Lee (Alabama)	69	<u>Claimant Type</u>	<u>Claims Paid</u>	<u>Amount Paid</u>	Payments in County 
		Resident of County	32	\$298,000.00	
		Totals:	32	\$298,000.00	
Lee (Florida)	996	<u>Claimant Type</u>	<u>Claims Paid</u>	<u>Amount Paid</u>	Payments in County 
		Resident of County	20	\$596,600.00	
		Resident and Loss in County	108	\$2,903,400.00	
		Claim Loss in County	19	\$134,400.00	
		Totals:	147	\$3,634,400.00	
Lee (Mississippi)	14	<u>Claimant Type</u>	<u>Claims Paid</u>	<u>Amount Paid</u>	Payments in County 
		Resident of County	8	\$88,000.00	
		Totals:	8	\$88,000.00	

GCCF Program Statistics - Overall Summary (as of October 19, 2010, 5:05 PM ET)






County	Total Claims	Claimant Type	Claims Paid	Amount Paid	Payments in County
Leflore (Mississippi)	2	<u>Claimant Type</u>	<u>Claims Paid</u>	<u>Amount Paid</u>	Payments in County  <ul style="list-style-type: none"> Resident
		Resident of County	1	\$7,800.00	
		Totals:	1	\$7,800.00	
Leon (Florida)	332	<u>Claimant Type</u>	<u>Claims Paid</u>	<u>Amount Paid</u>	Payments in County  <ul style="list-style-type: none"> Resident Loss Both
		Resident of County	80	\$1,554,900.00	
		Resident and Loss in County	6	\$210,500.00	
		Claim Loss in County	4	\$50,300.00	
Totals:	90	\$1,815,700.00			
Levy (Florida)	137	<u>Claimant Type</u>	<u>Claims Paid</u>	<u>Amount Paid</u>	Payments in County  <ul style="list-style-type: none"> Resident Loss Both
		Resident of County	11	\$309,300.00	
		Resident and Loss in County	66	\$1,552,500.00	
		Claim Loss in County	9	\$241,100.00	
Totals:	86	\$2,102,900.00			
Liberty (Florida)	49	<u>Claimant Type</u>	<u>Claims Paid</u>	<u>Amount Paid</u>	Payments in County  <ul style="list-style-type: none"> Resident Loss Both
		Resident of County	18	\$160,000.00	
		Resident and Loss in County	3	\$36,200.00	
		Claim Loss in County	2	\$49,600.00	
Totals:	23	\$245,800.00			
Liberty (Texas)	9	<u>Claimant Type</u>	<u>Claims Paid</u>	<u>Amount Paid</u>	Payments in County  <ul style="list-style-type: none"> Resident Both
		Resident of County	1	\$21,500.00	
		Resident and Loss in County	2	\$105,000.00	
		Totals:	3	\$126,500.00	

GCCF Program Statistics - Overall Summary

(as of October 19, 2010, 5:05 PM ET)

County	Total Claims	Claimant Type	Claims Paid	Amount Paid	Payments in County
Limestone (Alabama)	40	<u>Claimant Type</u>	<u>Claims Paid</u>	<u>Amount Paid</u>	Payments in County  Resident
		Resident of County	28	\$416,700.00	
		Totals:	28	\$416,700.00	
		Lincoln (Louisiana)	16	<u>Claimant Type</u>	
Resident of County	4			\$133,100.00	
Totals:	4			\$133,100.00	
Lincoln (Mississippi)	23			<u>Claimant Type</u>	<u>Claims Paid</u>
		Resident of County	4	\$112,400.00	
		Resident and Loss in County	1	\$22,200.00	
		Claim Loss in County	1	\$100,000.00	
		Totals:	6	\$234,600.00	
Livingston (Louisiana)	215	<u>Claimant Type</u>	<u>Claims Paid</u>	<u>Amount Paid</u>	Payments in County  Resident Loss Both
		Resident of County	42	\$996,200.00	
		Resident and Loss in County	19	\$893,700.00	
		Claim Loss in County	4	\$76,000.00	
		Totals:	65	\$1,965,900.00	
Lowndes (Mississippi)	28	<u>Claimant Type</u>	<u>Claims Paid</u>	<u>Amount Paid</u>	Payments in County  Resident Both
		Resident of County	10	\$102,200.00	
		Resident and Loss in County	1	\$2,400.00	
		Totals:	11	\$104,600.00	

GCCF Program Statistics - Overall Summary (as of October 19, 2010, 5:05 PM ET)

County	Total Claims	Claimant Type	Claims Paid	Amount Paid	Payments in County
Lubbock (Texas)	3	<u>Claimant Type</u>	<u>Claims Paid</u>	<u>Amount Paid</u>	Payments in County  <ul style="list-style-type: none"> Resident
		Resident of County	1	\$2,400.00	
		Totals:	1	\$2,400.00	
Macon (Alabama)	3	<u>Claimant Type</u>	<u>Claims Paid</u>	<u>Amount Paid</u>	Payments in County  <ul style="list-style-type: none"> Resident
		Resident of County	1	\$5,000.00	
		Totals:	1	\$5,000.00	
Madison (Alabama)	211	<u>Claimant Type</u>	<u>Claims Paid</u>	<u>Amount Paid</u>	Payments in County  <ul style="list-style-type: none"> Resident Loss Both
		Resident of County	120	\$1,517,200.00	
		Resident and Loss in County	1	\$48,000.00	
		Claim Loss in County	1	\$3,000.00	
		Totals:	122	\$1,568,200.00	
Madison (Florida)	6	<u>Claimant Type</u>	<u>Claims Paid</u>	<u>Amount Paid</u>	Payments in County  <ul style="list-style-type: none"> Resident Loss
		Resident of County	1	\$2,100.00	
		Claim Loss in County	1	\$1,200.00	
Totals:	2	\$3,300.00			
Madison (Louisiana)	2	<u>Claimant Type</u>	<u>Claims Paid</u>	<u>Amount Paid</u>	Payments in County  <ul style="list-style-type: none"> Resident
		Resident of County	1	\$16,200.00	
		Totals:	1	\$16,200.00	

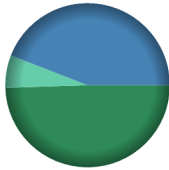


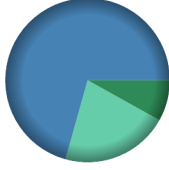

GCCF Program Statistics - Overall Summary

(as of October 19, 2010, 5:05 PM ET)

County	Total Claims	Claimant Type	Claims Paid	Amount Paid	Payments in County
Madison (Mississippi)	79	<u>Claimant Type</u>	<u>Claims Paid</u>	<u>Amount Paid</u>	Payments in County  <ul style="list-style-type: none"> Resident Both
		Resident of County	29	\$311,400.00	
		Resident and Loss in County	3	\$52,400.00	
		Totals:	32	\$363,800.00	
Manatee (Florida)	200	<u>Claimant Type</u>	<u>Claims Paid</u>	<u>Amount Paid</u>	Payments in County  <ul style="list-style-type: none"> Resident Loss Both
		Resident of County	17	\$451,000.00	
		Resident and Loss in County	39	\$1,795,300.00	
		Claim Loss in County	15	\$508,300.00	
Totals:	71	\$2,754,600.00			
Marengo (Alabama)	18	<u>Claimant Type</u>	<u>Claims Paid</u>	<u>Amount Paid</u>	Payments in County  <ul style="list-style-type: none"> Resident
		Resident of County	11	\$83,200.00	
		Totals:	11	\$83,200.00	
Marion (Alabama)	4	<u>Claimant Type</u>	<u>Claims Paid</u>	<u>Amount Paid</u>	Payments in County  <ul style="list-style-type: none"> Resident
		Resident of County	1	\$1,200.00	
		Totals:	1	\$1,200.00	
Marion (Florida)	47	<u>Claimant Type</u>	<u>Claims Paid</u>	<u>Amount Paid</u>	Payments in County  <ul style="list-style-type: none"> Resident Loss Both
		Resident of County	9	\$97,500.00	
		Resident and Loss in County	1	\$20,200.00	
		Claim Loss in County	1	\$26,000.00	
Totals:	11	\$143,700.00			

GCCF Program Statistics - Overall Summary

(as of October 19, 2010, 5:05 PM ET)





County	Total Claims	Claimant Type	Claims Paid	Amount Paid	Payments in County
Marion (Mississippi)	174	<u>Claimant Type</u>	<u>Claims Paid</u>	<u>Amount Paid</u>	Payments in County  <ul style="list-style-type: none"> ■ Resident ■ Loss ■ Both
		Resident of County	6	\$138,600.00	
		Resident and Loss in County	6	\$123,400.00	
		Claim Loss in County	1	\$18,000.00	
Totals:	13	\$280,000.00			
Marshall (Alabama)	44	<u>Claimant Type</u>	<u>Claims Paid</u>	<u>Amount Paid</u>	Payments in County  <ul style="list-style-type: none"> ■ Resident ■ Both
		Resident of County	23	\$294,700.00	
		Resident and Loss in County	1	\$37,200.00	
		Totals:	24	\$331,900.00	
Martin (Florida)	21	<u>Claimant Type</u>	<u>Claims Paid</u>	<u>Amount Paid</u>	Payments in County  <ul style="list-style-type: none"> ■ Resident ■ Both
		Resident of County	2	\$27,200.00	
		Resident and Loss in County	5	\$109,500.00	
		Totals:	7	\$136,700.00	
Matagorda (Texas)	163	<u>Claimant Type</u>	<u>Claims Paid</u>	<u>Amount Paid</u>	Payments in County  <ul style="list-style-type: none"> ■ Resident ■ Loss ■ Both
		Resident of County	12	\$307,900.00	
		Resident and Loss in County	58	\$2,684,400.00	
		Claim Loss in County	11	\$806,400.00	
Totals:	81	\$3,798,700.00			
McLennan (Texas)	12	<u>Claimant Type</u>	<u>Claims Paid</u>	<u>Amount Paid</u>	Payments in County  <ul style="list-style-type: none"> ■ Resident
		Resident of County	9	\$177,800.00	
		Totals:	9	\$177,800.00	

GCCF Program Statistics - Overall Summary (as of October 19, 2010, 5:05 PM ET)

County	Total Claims	Claimant Type	Claims Paid	Amount Paid	Payments in County
Miami-dade (Florida)	401	<u>Claimant Type</u>	<u>Claims Paid</u>	<u>Amount Paid</u>	
		Resident of County	23	\$343,300.00	
		Resident and Loss in County	15	\$574,000.00	
		Claim Loss in County	11	\$285,000.00	
Totals:	49	\$1,202,300.00			
Milam (Texas)	1	<u>Claimant Type</u>	<u>Claims Paid</u>	<u>Amount Paid</u>	
		Resident of County	1	\$5,800.00	
		Totals:	1	\$5,800.00	
Mobile (Alabama)	16,806	<u>Claimant Type</u>	<u>Claims Paid</u>	<u>Amount Paid</u>	
		Resident of County	694	\$10,895,565.00	
		Resident and Loss in County	4,162	\$79,952,400.00	
		Claim Loss in County	429	\$9,107,100.00	
Totals:	5,285	\$99,955,065.00			
Monroe (Alabama)	74	<u>Claimant Type</u>	<u>Claims Paid</u>	<u>Amount Paid</u>	
		Resident of County	35	\$572,600.00	
		Resident and Loss in County	11	\$145,400.00	
		Totals:	46	\$718,000.00	
Monroe (Florida)	1,676	<u>Claimant Type</u>	<u>Claims Paid</u>	<u>Amount Paid</u>	
		Resident of County	19	\$506,800.00	
		Resident and Loss in County	462	\$13,325,900.00	
		Claim Loss in County	27	\$370,000.00	
Totals:	508	\$14,202,700.00			




GCCF Program Statistics - Overall Summary

(as of October 19, 2010, 5:05 PM ET)

County	Total Claims	Claimant Type	Claims Paid	Amount Paid	Payments in County
Monroe (Mississippi)	12	<u>Claimant Type</u>	<u>Claims Paid</u>	<u>Amount Paid</u>	Payments in County  <ul style="list-style-type: none"> Resident
		Resident of County	8	\$94,400.00	
		Totals:	8	\$94,400.00	
Montgomery (Alabama)	183	<u>Claimant Type</u>	<u>Claims Paid</u>	<u>Amount Paid</u>	Payments in County  <ul style="list-style-type: none"> Resident Both
		Resident of County	80	\$1,057,400.00	
		Resident and Loss in County	3	\$241,700.00	
Totals:	83	\$1,299,100.00			
Montgomery (Mississippi)	1	<u>Claimant Type</u>	<u>Claims Paid</u>	<u>Amount Paid</u>	Payments in County  <ul style="list-style-type: none"> Resident
		Resident of County	1	\$20,000.00	
		Totals:	1	\$20,000.00	
Montgomery (Texas)	81	<u>Claimant Type</u>	<u>Claims Paid</u>	<u>Amount Paid</u>	Payments in County  <ul style="list-style-type: none"> Resident Both
		Resident of County	18	\$320,700.00	
		Resident and Loss in County	2	\$70,700.00	
Totals:	20	\$391,400.00			
Morgan (Alabama)	70	<u>Claimant Type</u>	<u>Claims Paid</u>	<u>Amount Paid</u>	Payments in County  <ul style="list-style-type: none"> Resident
		Resident of County	45	\$517,300.00	
		Totals:	45	\$517,300.00	



GCCF Program Statistics - Overall Summary

(as of October 19, 2010, 5:05 PM ET)

County	Total Claims	Claimant Type	Claims Paid	Amount Paid	Payments in County
Nacogdoches (Texas)	12	<u>Claimant Type</u>	<u>Claims Paid</u>	<u>Amount Paid</u>	Payments in County  <ul style="list-style-type: none"> Resident Loss
		Resident of County	1	\$41,600.00	
		Claim Loss in County	4	\$250,400.00	
		Totals:	5	\$292,000.00	
Nassau (Florida)	11	<u>Claimant Type</u>	<u>Claims Paid</u>	<u>Amount Paid</u>	Payments in County  <ul style="list-style-type: none"> Resident Loss Both
		Resident of County	3	\$65,200.00	
		Resident and Loss in County	2	\$31,100.00	
		Claim Loss in County	1	\$53,300.00	
Totals:	6	\$149,600.00			
Natchitoches (Louisiana)	11	<u>Claimant Type</u>	<u>Claims Paid</u>	<u>Amount Paid</u>	Payments in County  <ul style="list-style-type: none"> Resident Both
		Resident of County	3	\$61,000.00	
		Resident and Loss in County	2	\$48,400.00	
		Totals:	5	\$109,400.00	
Neshoba (Mississippi)	33	<u>Claimant Type</u>	<u>Claims Paid</u>	<u>Amount Paid</u>	Payments in County  <ul style="list-style-type: none"> Resident Loss
		Resident of County	1	\$138,900.00	
		Claim Loss in County	1	\$74,000.00	
		Totals:	2	\$212,900.00	
Newton (Mississippi)	8	<u>Claimant Type</u>	<u>Claims Paid</u>	<u>Amount Paid</u>	Payments in County  <ul style="list-style-type: none"> Resident
		Resident of County	2	\$80,000.00	
		Totals:	2	\$80,000.00	

GCCF Program Statistics - Overall Summary

(as of October 19, 2010, 5:05 PM ET)

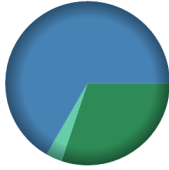


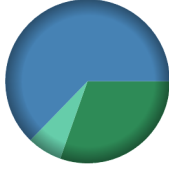
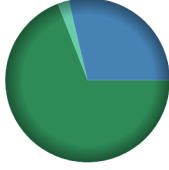
County	Total Claims	Claimant Type	Claims Paid	Amount Paid	Payments in County
Noxubee (Mississippi)	10	<u>Claimant Type</u>	<u>Claims Paid</u>	<u>Amount Paid</u>	Payments in County  Resident
		Resident of County	1	\$8,800.00	
		Totals:	1	\$8,800.00	
		Nueces (Texas)	38	<u>Claimant Type</u>	
Resident of County	3			\$47,800.00	
Resident and Loss in County	3			\$73,900.00	
Claim Loss in County	1			\$15,200.00	
Totals:	7	\$136,900.00			
Okaloosa (Florida)	15,610	<u>Claimant Type</u>	<u>Claims Paid</u>	<u>Amount Paid</u>	Payments in County  Resident Loss Both
		Resident of County	977	\$13,379,700.00	
		Resident and Loss in County	5,194	\$98,067,800.00	
		Claim Loss in County	2,526	\$32,959,700.00	
Totals:	8,697	\$144,407,200.00			
Okeechobee (Florida)	5	<u>Claimant Type</u>	<u>Claims Paid</u>	<u>Amount Paid</u>	Payments in County  Loss
		Claim Loss in County	1	\$5,000.00	
		Totals:	1	\$5,000.00	
Oktibbeha (Mississippi)	14	<u>Claimant Type</u>	<u>Claims Paid</u>	<u>Amount Paid</u>	Payments in County  Resident
		Resident of County	8	\$98,800.00	
		Totals:	8	\$98,800.00	

GCCF Program Statistics - Overall Summary (as of October 19, 2010, 5:05 PM ET)





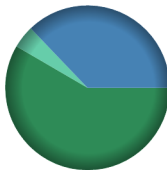
County	Total Claims	Claimant Type	Claims Paid	Amount Paid	Payments in County
Orange (Florida)	205	<u>Claimant Type</u>	<u>Claims Paid</u>	<u>Amount Paid</u>	
		Resident of County	50	\$754,900.00	
		Resident and Loss in County	6	\$185,000.00	
		Totals:	56	\$939,900.00	
Orange (Texas)	78	<u>Claimant Type</u>	<u>Claims Paid</u>	<u>Amount Paid</u>	
		Resident of County	18	\$245,700.00	
		Resident and Loss in County	16	\$407,900.00	
		Claim Loss in County	5	\$127,500.00	
Totals:	39	\$781,100.00			
Orleans (Louisiana)	38,656	<u>Claimant Type</u>	<u>Claims Paid</u>	<u>Amount Paid</u>	
		Resident of County	1,105	\$15,731,400.00	
		Resident and Loss in County	6,046	\$83,853,800.00	
		Claim Loss in County	2,533	\$36,089,500.00	
Totals:	9,684	\$135,674,700.00			
Osceola (Florida)	16	<u>Claimant Type</u>	<u>Claims Paid</u>	<u>Amount Paid</u>	
		Resident of County	3	\$27,400.00	
		Totals:	3	\$27,400.00	
Ouachita (Louisiana)	72	<u>Claimant Type</u>	<u>Claims Paid</u>	<u>Amount Paid</u>	
		Resident of County	20	\$278,000.00	
		Resident and Loss in County	4	\$104,600.00	
		Totals:	24	\$382,600.00	

GCCF Program Statistics - Overall Summary

(as of October 19, 2010, 5:05 PM ET)

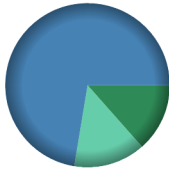
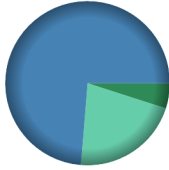

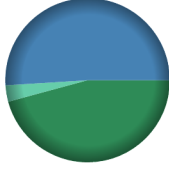

County	Total Claims	Claimant Type	Claims Paid	Amount Paid	Payments in County
Palm Beach (Florida)	143	<u>Claimant Type</u>	<u>Claims Paid</u>	<u>Amount Paid</u>	Payments in County  <ul style="list-style-type: none"> ■ Resident ■ Loss ■ Both
		Resident of County	14	\$202,100.00	
		Resident and Loss in County	8	\$447,500.00	
		Claim Loss in County	3	\$21,300.00	
Totals:	25	\$670,900.00			
Panola (Mississippi)	3	<u>Claimant Type</u>	<u>Claims Paid</u>	<u>Amount Paid</u>	Payments in County  <ul style="list-style-type: none"> ■ Resident
		Resident of County	2	\$14,700.00	
		Totals:	2	\$14,700.00	
Parker (Texas)	4	<u>Claimant Type</u>	<u>Claims Paid</u>	<u>Amount Paid</u>	Payments in County  <ul style="list-style-type: none"> ■ Resident
		Resident of County	1	\$5,800.00	
		Totals:	1	\$5,800.00	
Pasco (Florida)	336	<u>Claimant Type</u>	<u>Claims Paid</u>	<u>Amount Paid</u>	Payments in County  <ul style="list-style-type: none"> ■ Resident ■ Loss ■ Both
		Resident of County	65	\$1,189,100.00	
		Resident and Loss in County	89	\$2,455,300.00	
		Claim Loss in County	14	\$267,300.00	
Totals:	168	\$3,911,700.00			
Pearl River (Mississippi)	480	<u>Claimant Type</u>	<u>Claims Paid</u>	<u>Amount Paid</u>	Payments in County  <ul style="list-style-type: none"> ■ Resident ■ Loss ■ Both
		Resident of County	86	\$1,363,300.00	
		Resident and Loss in County	17	\$565,300.00	
		Claim Loss in County	1	\$44,000.00	
Totals:	104	\$1,972,600.00			

GCCF Program Statistics - Overall Summary (as of October 19, 2010, 5:05 PM ET)

County	Total Claims	Claimant Type	Claims Paid	Amount Paid	Payments in County
Perry (Alabama)	3	<u>Claimant Type</u>	<u>Claims Paid</u>	<u>Amount Paid</u>	Payments in County  Legend: Loss
		Claim Loss in County	1	\$35,000.00	
		Totals:	1	\$35,000.00	
Perry (Mississippi)	36	<u>Claimant Type</u>	<u>Claims Paid</u>	<u>Amount Paid</u>	Payments in County  Legend: Resident, Both
		Resident of County	2	\$71,600.00	
		Resident and Loss in County	3	\$44,200.00	
Totals:	5	\$115,800.00			
Pickens (Alabama)	10	<u>Claimant Type</u>	<u>Claims Paid</u>	<u>Amount Paid</u>	Payments in County  Legend: Resident
		Resident of County	4	\$52,800.00	
		Totals:	4	\$52,800.00	
Pike (Alabama)	26	<u>Claimant Type</u>	<u>Claims Paid</u>	<u>Amount Paid</u>	Payments in County  Legend: Resident
		Resident of County	4	\$28,000.00	
		Totals:	4	\$28,000.00	
Pike (Mississippi)	90	<u>Claimant Type</u>	<u>Claims Paid</u>	<u>Amount Paid</u>	Payments in County  Legend: Resident, Loss, Both
		Resident of County	13	\$157,200.00	
		Resident and Loss in County	1	\$100,000.00	
		Claim Loss in County	1	\$12,000.00	
Totals:	15	\$269,200.00			

GCCF Program Statistics - Overall Summary

(as of October 19, 2010, 5:05 PM ET)



County	Total Claims	Claimant Type	Claims Paid	Amount Paid	Payments in County
Pinellas (Florida)	1,472	<u>Claimant Type</u>	<u>Claims Paid</u>	<u>Amount Paid</u>	Payments in County  <ul style="list-style-type: none"> ■ Resident ■ Loss ■ Both
		Resident of County	43	\$1,310,600.00	
		Resident and Loss in County	356	\$7,033,000.00	
		Claim Loss in County	77	\$1,370,500.00	
Totals:	476	\$9,714,100.00			
Plaquemines (Louisiana)	3,222	<u>Claimant Type</u>	<u>Claims Paid</u>	<u>Amount Paid</u>	Payments in County  <ul style="list-style-type: none"> ■ Resident ■ Loss ■ Both
		Resident of County	129	\$4,020,500.00	
		Resident and Loss in County	1,047	\$59,605,400.00	
		Claim Loss in County	555	\$17,223,500.00	
Totals:	1,731	\$80,849,400.00			
Pointe Coupee (Louisiana)	25	<u>Claimant Type</u>	<u>Claims Paid</u>	<u>Amount Paid</u>	Payments in County  <ul style="list-style-type: none"> ■ Resident ■ Both
		Resident of County	4	\$120,800.00	
		Resident and Loss in County	2	\$30,000.00	
		Totals:	6	\$150,800.00	
Polk (Florida)	78	<u>Claimant Type</u>	<u>Claims Paid</u>	<u>Amount Paid</u>	Payments in County  <ul style="list-style-type: none"> ■ Resident ■ Loss ■ Both
		Resident of County	9	\$130,200.00	
		Resident and Loss in County	5	\$145,000.00	
		Claim Loss in County	1	\$9,200.00	
Totals:	15	\$284,400.00			
Polk (Texas)	5	<u>Claimant Type</u>	<u>Claims Paid</u>	<u>Amount Paid</u>	Payments in County  <ul style="list-style-type: none"> ■ Resident
		Resident of County	2	\$81,700.00	
		Totals:	2	\$81,700.00	

GCCF Program Statistics - Overall Summary (as of October 19, 2010, 5:05 PM ET)

County	Total Claims	Claimant Type	Claims Paid	Amount Paid	Payments in County
Putnam (Florida)	9	<u>Claimant Type</u>	<u>Claims Paid</u>	<u>Amount Paid</u>	Payments in County  Both
		Resident and Loss in County	2	\$51,500.00	
		Totals:	2	\$51,500.00	
Randolph (Alabama)	7	<u>Claimant Type</u>	<u>Claims Paid</u>	<u>Amount Paid</u>	Payments in County  Resident
		Resident of County	4	\$50,300.00	
		Totals:	4	\$50,300.00	
Rankin (Mississippi)	70	<u>Claimant Type</u>	<u>Claims Paid</u>	<u>Amount Paid</u>	Payments in County  Resident Loss
		Resident of County	23	\$427,300.00	
		Claim Loss in County	1	\$2,000.00	
		Totals:	24	\$429,300.00	
Rapides (Louisiana)	119	<u>Claimant Type</u>	<u>Claims Paid</u>	<u>Amount Paid</u>	Payments in County  Resident Both
		Resident of County	17	\$322,000.00	
		Resident and Loss in County	5	\$309,800.00	
		Totals:	22	\$631,800.00	
Richland (Louisiana)	4	<u>Claimant Type</u>	<u>Claims Paid</u>	<u>Amount Paid</u>	Payments in County  Resident
		Resident of County	3	\$114,400.00	
		Totals:	3	\$114,400.00	


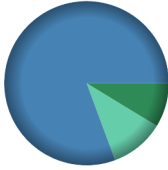


GCCF Program Statistics - Overall Summary

(as of October 19, 2010, 5:05 PM ET)

County	Total Claims	Claimant Type	Claims Paid	Amount Paid	Payments in County
Rockwall (Texas)	6	<u>Claimant Type</u>	<u>Claims Paid</u>	<u>Amount Paid</u>	Payments in County  Resident
		Resident of County	3	\$46,500.00	
		Totals:	3	\$46,500.00	
Russell (Alabama)	13	<u>Claimant Type</u>	<u>Claims Paid</u>	<u>Amount Paid</u>	Payments in County  Resident
		Resident of County	2	\$21,100.00	
		Totals:	2	\$21,100.00	
Sabine (Louisiana)	8	<u>Claimant Type</u>	<u>Claims Paid</u>	<u>Amount Paid</u>	Payments in County  Resident
		Resident of County	1	\$16,800.00	
		Totals:	1	\$16,800.00	
Sabine (Texas)	1	<u>Claimant Type</u>	<u>Claims Paid</u>	<u>Amount Paid</u>	Payments in County  Resident
		Resident of County	1	\$40,000.00	
		Totals:	1	\$40,000.00	
San Jacinto (Texas)	5	<u>Claimant Type</u>	<u>Claims Paid</u>	<u>Amount Paid</u>	Payments in County  Resident Loss
		Resident of County	2	\$49,200.00	
		Claim Loss in County	1	\$30,000.00	
		Totals:	3	\$79,200.00	

GCCF Program Statistics - Overall Summary

(as of October 19, 2010, 5:05 PM ET)

County	Total Claims	Claimant Type	Claims Paid	Amount Paid	Payments in County
San Patricio (Texas)	25	<u>Claimant Type</u>	<u>Claims Paid</u>	<u>Amount Paid</u>	Payments in County  Both
		Resident and Loss in County	4	\$127,000.00	
		Totals:	4	\$127,000.00	
		Santa Rosa (Florida)	5,478	<u>Claimant Type</u>	
Resident of County	694			\$8,580,600.00	
Resident and Loss in County	1,298			\$29,421,400.00	
Claim Loss in County	973			\$12,179,900.00	
Totals:	2,965			\$50,181,900.00	
Sarasota (Florida)	201	<u>Claimant Type</u>	<u>Claims Paid</u>	<u>Amount Paid</u>	Payments in County  Resident Loss Both
		Resident of County	8	\$69,800.00	
		Resident and Loss in County	24	\$646,100.00	
		Claim Loss in County	7	\$85,300.00	
		Totals:	39	\$801,200.00	
Scott (Mississippi)	23	<u>Claimant Type</u>	<u>Claims Paid</u>	<u>Amount Paid</u>	Payments in County  Resident
		Resident of County	6	\$58,000.00	
		Totals:	6	\$58,000.00	
Seminole (Florida)	45	<u>Claimant Type</u>	<u>Claims Paid</u>	<u>Amount Paid</u>	Payments in County  Resident
		Resident of County	13	\$189,300.00	
		Totals:	13	\$189,300.00	

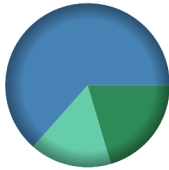


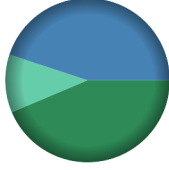
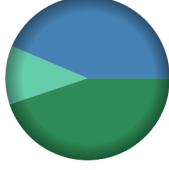
GCCF Program Statistics - Overall Summary

(as of October 19, 2010, 5:05 PM ET)

County	Total Claims	Claimant Type	Claims Paid	Amount Paid	Payments in County
Sharkey (Mississippi)	1	<u>Claimant Type</u>	<u>Claims Paid</u>	<u>Amount Paid</u>	Payments in County  <ul style="list-style-type: none"> Resident
		Resident of County	1	\$4,800.00	
		Totals:	1	\$4,800.00	
Shelby (Alabama)	192	<u>Claimant Type</u>	<u>Claims Paid</u>	<u>Amount Paid</u>	Payments in County  <ul style="list-style-type: none"> Resident Loss Both
		Resident of County	111	\$1,316,100.00	
		Resident and Loss in County	2	\$23,500.00	
		Claim Loss in County	1	\$28,800.00	
		Totals:	114	\$1,368,400.00	
Simpson (Mississippi)	31	<u>Claimant Type</u>	<u>Claims Paid</u>	<u>Amount Paid</u>	Payments in County  <ul style="list-style-type: none"> Resident
		Resident of County	2	\$36,200.00	
		Totals:	2	\$36,200.00	
Smith (Texas)	5	<u>Claimant Type</u>	<u>Claims Paid</u>	<u>Amount Paid</u>	Payments in County  <ul style="list-style-type: none"> Resident
		Resident of County	1	\$35,200.00	
		Totals:	1	\$35,200.00	
St. Bernard (Louisiana)	2,830	<u>Claimant Type</u>	<u>Claims Paid</u>	<u>Amount Paid</u>	Payments in County  <ul style="list-style-type: none"> Resident Loss Both
		Resident of County	286	\$4,399,500.00	
		Resident and Loss in County	658	\$21,529,500.00	
		Claim Loss in County	161	\$4,699,500.00	
		Totals:	1,105	\$30,628,500.00	

GCCF Program Statistics - Overall Summary

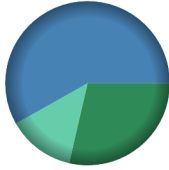
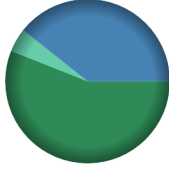



(as of October 19, 2010, 5:05 PM ET)

County	Total Claims	Claimant Type	Claims Paid	Amount Paid	Payments in County
St. Charles (Louisiana)	2,036	<u>Claimant Type</u>	<u>Claims Paid</u>	<u>Amount Paid</u>	Payments in County  <ul style="list-style-type: none"> ■ Resident ■ Loss ■ Both
		Resident of County	145	\$2,035,400.00	
		Resident and Loss in County	205	\$6,324,200.00	
		Claim Loss in County	90	\$1,604,000.00	
Totals:	440	\$9,963,600.00			
St. Clair (Alabama)	36	<u>Claimant Type</u>	<u>Claims Paid</u>	<u>Amount Paid</u>	Payments in County  <ul style="list-style-type: none"> ■ Resident
		Resident of County	23	\$332,000.00	
		Totals:	23	\$332,000.00	
St. Helena (Louisiana)	23	<u>Claimant Type</u>	<u>Claims Paid</u>	<u>Amount Paid</u>	Payments in County  <ul style="list-style-type: none"> ■ Resident ■ Loss
		Resident of County	3	\$50,500.00	
		Claim Loss in County	1	\$25,000.00	
		Totals:	4	\$75,500.00	
St. James (Louisiana)	300	<u>Claimant Type</u>	<u>Claims Paid</u>	<u>Amount Paid</u>	Payments in County  <ul style="list-style-type: none"> ■ Resident ■ Loss ■ Both
		Resident of County	8	\$195,700.00	
		Resident and Loss in County	8	\$201,500.00	
		Claim Loss in County	1	\$51,300.00	
Totals:	17	\$448,500.00			
St. John The Baptist (Louisiana)	2,384	<u>Claimant Type</u>	<u>Claims Paid</u>	<u>Amount Paid</u>	Payments in County  <ul style="list-style-type: none"> ■ Resident ■ Loss ■ Both
		Resident of County	97	\$1,201,500.00	
		Resident and Loss in County	50	\$1,167,500.00	
		Claim Loss in County	24	\$309,400.00	
Totals:	171	\$2,678,400.00			




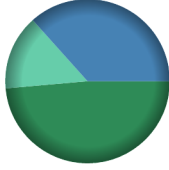
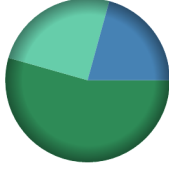
GCCF Program Statistics - Overall Summary (as of October 19, 2010, 5:05 PM ET)

County	Total Claims	Claimant Type	Claims Paid	Amount Paid	Payments in County
St. Johns (Florida)	31	<u>Claimant Type</u>	<u>Claims Paid</u>	<u>Amount Paid</u>	<p>Payments in County</p> <ul style="list-style-type: none"> Resident Both
		Resident of County	7	\$133,500.00	
		Resident and Loss in County	4	\$76,500.00	
		Totals:	11	\$210,000.00	
St. Landry (Louisiana)	128	<u>Claimant Type</u>	<u>Claims Paid</u>	<u>Amount Paid</u>	<p>Payments in County</p> <ul style="list-style-type: none"> Resident Loss Both
		Resident of County	17	\$366,100.00	
		Resident and Loss in County	13	\$438,400.00	
		Claim Loss in County	4	\$104,300.00	
Totals:	34	\$908,800.00			
St. Lucie (Florida)	23	<u>Claimant Type</u>	<u>Claims Paid</u>	<u>Amount Paid</u>	<p>Payments in County</p> <ul style="list-style-type: none"> Resident Both
		Resident of County	3	\$66,500.00	
		Resident and Loss in County	1	\$60,000.00	
		Totals:	4	\$126,500.00	
St. Martin (Louisiana)	485	<u>Claimant Type</u>	<u>Claims Paid</u>	<u>Amount Paid</u>	<p>Payments in County</p> <ul style="list-style-type: none"> Resident Loss Both
		Resident of County	46	\$1,054,000.00	
		Resident and Loss in County	178	\$3,921,850.00	
		Claim Loss in County	14	\$211,100.00	
Totals:	238	\$5,186,950.00			
St. Mary (Louisiana)	1,033	<u>Claimant Type</u>	<u>Claims Paid</u>	<u>Amount Paid</u>	<p>Payments in County</p> <ul style="list-style-type: none"> Resident Loss Both
		Resident of County	92	\$2,033,500.00	
		Resident and Loss in County	296	\$7,729,500.00	
		Claim Loss in County	147	\$5,058,400.00	
Totals:	535	\$14,821,400.00			

GCCF Program Statistics - Overall Summary (as of October 19, 2010, 5:05 PM ET)

County	Total Claims	Claimant Type	Claims Paid	Amount Paid	Payments in County
St. Tammany (Louisiana)	4,013	<u>Claimant Type</u>	<u>Claims Paid</u>	<u>Amount Paid</u>	Payments in County  <ul style="list-style-type: none"> ■ Resident ■ Loss ■ Both
		Resident of County	451	\$8,866,800.00	
		Resident and Loss in County	646	\$18,030,000.00	
		Claim Loss in County	202	\$4,094,165.00	
Totals:	1,299	\$30,990,965.00			
Stone (Mississippi)	431	<u>Claimant Type</u>	<u>Claims Paid</u>	<u>Amount Paid</u>	Payments in County  <ul style="list-style-type: none"> ■ Resident ■ Loss ■ Both
		Resident of County	58	\$992,600.00	
		Resident and Loss in County	15	\$696,000.00	
		Claim Loss in County	5	\$82,800.00	
Totals:	78	\$1,771,400.00			
Sumter (Alabama)	5	<u>Claimant Type</u>	<u>Claims Paid</u>	<u>Amount Paid</u>	Payments in County  <ul style="list-style-type: none"> ■ Resident
		Resident of County	1	\$46,200.00	
Totals:	1	\$46,200.00			
Sumter (Florida)	10	<u>Claimant Type</u>	<u>Claims Paid</u>	<u>Amount Paid</u>	Payments in County  <ul style="list-style-type: none"> ■ Resident
		Resident of County	4	\$63,300.00	
Totals:	4	\$63,300.00			
Sunflower (Mississippi)	7	<u>Claimant Type</u>	<u>Claims Paid</u>	<u>Amount Paid</u>	Payments in County  <ul style="list-style-type: none"> ■ Resident
		Resident of County	2	\$22,600.00	
Totals:	2	\$22,600.00			

GCCF Program Statistics - Overall Summary (as of October 19, 2010, 5:05 PM ET)


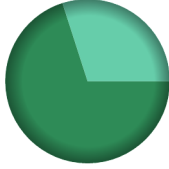



County	Total Claims	Claimant Type	Claims Paid	Amount Paid	Payments in County
Suwannee (Florida)	5	<u>Claimant Type</u>	<u>Claims Paid</u>	<u>Amount Paid</u>	Payments in County  <ul style="list-style-type: none"> Resident
		Resident of County	1	\$3,200.00	
		Totals:	1	\$3,200.00	
Talladega (Alabama)	32	<u>Claimant Type</u>	<u>Claims Paid</u>	<u>Amount Paid</u>	Payments in County  <ul style="list-style-type: none"> Resident
		Resident of County	20	\$117,700.00	
		Totals:	20	\$117,700.00	
Tallapoosa (Alabama)	20	<u>Claimant Type</u>	<u>Claims Paid</u>	<u>Amount Paid</u>	Payments in County  <ul style="list-style-type: none"> Resident
		Resident of County	8	\$58,000.00	
		Totals:	8	\$58,000.00	
Tangipahoa (Louisiana)	844	<u>Claimant Type</u>	<u>Claims Paid</u>	<u>Amount Paid</u>	Payments in County  <ul style="list-style-type: none"> Resident Loss Both
		Resident of County	100	\$2,324,600.00	
		Resident and Loss in County	84	\$1,750,900.00	
		Claim Loss in County	21	\$706,600.00	
		Totals:	205	\$4,782,100.00	
Tarrant (Texas)	151	<u>Claimant Type</u>	<u>Claims Paid</u>	<u>Amount Paid</u>	Payments in County  <ul style="list-style-type: none"> Resident Loss Both
		Resident of County	44	\$921,300.00	
		Resident and Loss in County	4	\$351,100.00	
		Claim Loss in County	5	\$421,000.00	
		Totals:	53	\$1,693,400.00	

GCCF Program Statistics - Overall Summary




(as of October 19, 2010, 5:05 PM ET)

County	Total Claims	Claimant Type	Claims Paid	Amount Paid	Payments in County
Taylor (Florida)	60	<u>Claimant Type</u>	<u>Claims Paid</u>	<u>Amount Paid</u>	Payments in County
		Resident of County	7	\$294,300.00	
		Resident and Loss in County	30	\$896,600.00	
		Claim Loss in County	1	\$4,800.00	
Totals:	38	\$1,195,700.00			
Terrebonne (Louisiana)	4,016	<u>Claimant Type</u>	<u>Claims Paid</u>	<u>Amount Paid</u>	Payments in County
		Resident of County	146	\$3,396,785.21	
		Resident and Loss in County	1,931	\$54,040,200.00	
		Claim Loss in County	316	\$8,252,400.00	
Totals:	2,393	\$65,689,385.21			
Tishomingo (Mississippi)	1	<u>Claimant Type</u>	<u>Claims Paid</u>	<u>Amount Paid</u>	Payments in County
		Resident of County	1	\$2,100.00	
Totals:	1	\$2,100.00			
Travis (Texas)	52	<u>Claimant Type</u>	<u>Claims Paid</u>	<u>Amount Paid</u>	Payments in County
		Resident of County	10	\$121,400.00	
		Resident and Loss in County	1	\$15,000.00	
Totals:	11	\$136,400.00			
Tuscaloosa (Alabama)	171	<u>Claimant Type</u>	<u>Claims Paid</u>	<u>Amount Paid</u>	Payments in County
		Resident of County	97	\$947,100.00	
		Resident and Loss in County	2	\$22,000.00	
		Claim Loss in County	2	\$49,000.00	
Totals:	101	\$1,018,100.00			

GCCF Program Statistics - Overall Summary (as of October 19, 2010, 5:05 PM ET)

State	Total Claims	Claimant Type	Claims Paid	Amount Paid	Payments in County
Tyler (Texas)	3	<u>Claimant Type</u>	<u>Claims Paid</u>	<u>Amount Paid</u>	Payments in County  <ul style="list-style-type: none"> Resident
		Resident of County	3	\$28,000.00	
		Totals:	3	\$28,000.00	
Union (Louisiana)	8	<u>Claimant Type</u>	<u>Claims Paid</u>	<u>Amount Paid</u>	Payments in County  <ul style="list-style-type: none"> Resident Both
		Resident of County	2	\$95,500.00	
		Resident and Loss in County	1	\$40,800.00	
		Totals:	3	\$136,300.00	
Unknown (Alabama)	89	<u>Claimant Type</u>	<u>Claims Paid</u>	<u>Amount Paid</u>	Payments in County  <ul style="list-style-type: none"> Resident
		Resident of County	36	\$1,018,600.00	
		Totals:	36	\$1,018,600.00	
Unknown (Florida)	97	<u>Claimant Type</u>	<u>Claims Paid</u>	<u>Amount Paid</u>	Payments in County  <ul style="list-style-type: none"> Resident
		Resident of County	31	\$713,100.00	
		Totals:	31	\$713,100.00	
Unknown (Louisiana)	193	<u>Claimant Type</u>	<u>Claims Paid</u>	<u>Amount Paid</u>	Payments in County  <ul style="list-style-type: none"> Resident
		Resident of County	46	\$904,700.00	
		Totals:	46	\$904,700.00	

GCCF Program Statistics - Overall Summary (as of October 19, 2010, 5:05 PM ET)

County	Total	Claimant Type	Claims Paid	Amount Paid	Payments in County
Unknown (Mississippi)	74	<u>Claimant Type</u>	<u>Claims Paid</u>	<u>Amount Paid</u>	Payments in County  Resident
		Resident of County	13	\$233,600.00	
		Totals:	13	\$233,600.00	
		Unknown (Texas)	8	<u>Claimant Type</u>	
Resident of County	2			\$85,000.00	
Totals:	2			\$85,000.00	
Vermilion (Louisiana)	1,109			<u>Claimant Type</u>	<u>Claims Paid</u>
		Resident of County	102	\$2,189,000.00	
		Resident and Loss in County	513	\$12,556,600.00	
		Claim Loss in County	162	\$22,318,100.00	
		Totals:	777	\$37,063,700.00	
Vernon (Louisiana)	12	<u>Claimant Type</u>	<u>Claims Paid</u>	<u>Amount Paid</u>	Payments in County  Resident Loss
		Resident of County	1	\$10,000.00	
		Claim Loss in County	3	\$124,000.00	
		Totals:	4	\$134,000.00	
Victoria (Texas)	8	<u>Claimant Type</u>	<u>Claims Paid</u>	<u>Amount Paid</u>	Payments in County  Resident
		Resident of County	3	\$44,700.00	
		Totals:	3	\$44,700.00	


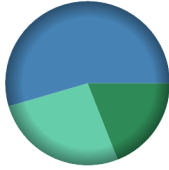


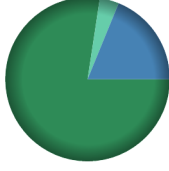
GCCF Program Statistics - Overall Summary

(as of October 19, 2010, 5:05 PM ET)

County	Total Claims	Claimant Type	Claims Paid	Amount Paid	Payments in County
Volusia (Florida)	53	<u>Claimant Type</u>	<u>Claims Paid</u>	<u>Amount Paid</u>	Payments in County
		Resident of County	5	\$184,100.00	
		Resident and Loss in County	4	\$482,000.00	
		Claim Loss in County	3	\$33,800.00	
Totals:	12	\$699,900.00			
W. Baton Rouge (Louisiana)	48	<u>Claimant Type</u>	<u>Claims Paid</u>	<u>Amount Paid</u>	Payments in County
		Resident and Loss in County	1	\$28,100.00	
		Claim Loss in County	1	\$3,700.00	
Totals:	2	\$31,800.00			
W. Feliciana (Louisiana)	11	<u>Claimant Type</u>	<u>Claims Paid</u>	<u>Amount Paid</u>	Payments in County
		Resident of County	1	\$8,000.00	
Totals:	1	\$8,000.00			
Wakulla (Florida)	461	<u>Claimant Type</u>	<u>Claims Paid</u>	<u>Amount Paid</u>	Payments in County
		Resident of County	32	\$805,900.00	
		Resident and Loss in County	267	\$5,753,200.00	
		Claim Loss in County	24	\$612,600.00	
Totals:	323	\$7,171,700.00			
Walker (Alabama)	31	<u>Claimant Type</u>	<u>Claims Paid</u>	<u>Amount Paid</u>	Payments in County
		Resident of County	15	\$195,700.00	
		Resident and Loss in County	1	\$9,500.00	
		Claim Loss in County	2	\$28,000.00	
Totals:	18	\$233,200.00			





GCCF Program Statistics - Overall Summary

(as of October 19, 2010, 5:05 PM ET)

County	Total	Claimant Type	Claims Paid	Amount Paid	Payments in County
Walthall (Mississippi)	42	<u>Claimant Type</u>	<u>Claims Paid</u>	<u>Amount Paid</u>	Payments in County  <ul style="list-style-type: none"> Resident
		Resident of County	1	\$19,400.00	
		Totals:	1	\$19,400.00	
Walton (Florida)	7,606	<u>Claimant Type</u>	<u>Claims Paid</u>	<u>Amount Paid</u>	Payments in County  <ul style="list-style-type: none"> Resident Loss Both
		Resident of County	705	\$14,180,200.00	
		Resident and Loss in County	2,082	\$40,588,100.00	
		Claim Loss in County	1,661	\$19,676,500.00	
		Totals:	4,448	\$74,444,800.00	
Warren (Mississippi)	16	<u>Claimant Type</u>	<u>Claims Paid</u>	<u>Amount Paid</u>	Payments in County  <ul style="list-style-type: none"> Resident
		Resident of County	6	\$45,900.00	
		Totals:	6	\$45,900.00	
Washington (Alabama)	94	<u>Claimant Type</u>	<u>Claims Paid</u>	<u>Amount Paid</u>	Payments in County  <ul style="list-style-type: none"> Resident Loss Both
		Resident of County	13	\$133,800.00	
		Resident and Loss in County	1	\$15,000.00	
		Claim Loss in County	5	\$112,600.00	
		Totals:	19	\$261,400.00	
Washington (Florida)	600	<u>Claimant Type</u>	<u>Claims Paid</u>	<u>Amount Paid</u>	Payments in County  <ul style="list-style-type: none"> Resident Loss Both
		Resident of County	132	\$1,278,200.00	
		Resident and Loss in County	19	\$310,900.00	
		Claim Loss in County	6	\$62,500.00	
		Totals:	157	\$1,651,600.00	


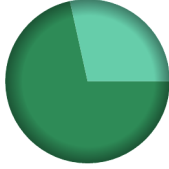

GCCF Program Statistics - Overall Summary

(as of October 19, 2010, 5:05 PM ET)

Washington (Louisiana)	129	<u>Claimant Type</u>	<u>Claims Paid</u>	<u>Amount Paid</u>	Payments in County 
		Resident of County	20	\$633,200.00	
		Resident and Loss in County	11	\$541,800.00	
		Claim Loss in County	1	\$9,000.00	
Totals:			32	\$1,184,000.00	
Washington (Mississippi)	10	<u>Claimant Type</u>	<u>Claims Paid</u>	<u>Amount Paid</u>	Payments in County 
		Resident of County	2	\$8,400.00	
		Totals:			
Wayne (Mississippi)	74	<u>Claimant Type</u>	<u>Claims Paid</u>	<u>Amount Paid</u>	Payments in County 
		Resident of County	2	\$84,100.00	
		Resident and Loss in County	3	\$86,600.00	
		Totals:			
Webster (Louisiana)	7	<u>Claimant Type</u>	<u>Claims Paid</u>	<u>Amount Paid</u>	Payments in County 
		Resident of County	1	\$91,000.00	
		Totals:			
Webster (Mississippi)	2	<u>Claimant Type</u>	<u>Claims Paid</u>	<u>Amount Paid</u>	Payments in County 
		Resident of County	1	\$3,000.00	
		Totals:			



GCCF Program Statistics - Overall Summary

(as of October 19, 2010, 5:05 PM ET)

County	Total Claims	Claimant Type	Claims Paid	Amount Paid	Payments in County
Wichita (Texas)	3	<u>Claimant Type</u>	<u>Claims Paid</u>	<u>Amount Paid</u>	Payments in County  <ul style="list-style-type: none"> Resident
		Resident of County	1	\$2,700.00	
		Totals:	1	\$2,700.00	
Wilcox (Alabama)	26	<u>Claimant Type</u>	<u>Claims Paid</u>	<u>Amount Paid</u>	Payments in County  <ul style="list-style-type: none"> Resident Both
		Resident of County	11	\$157,000.00	
		Resident and Loss in County	2	\$62,400.00	
Totals:	13	\$219,400.00			
Wilkinson (Mississippi)	6	<u>Claimant Type</u>	<u>Claims Paid</u>	<u>Amount Paid</u>	Payments in County  <ul style="list-style-type: none"> Resident
		Resident of County	1	\$8,400.00	
		Totals:	1	\$8,400.00	
Williamson (Texas)	13	<u>Claimant Type</u>	<u>Claims Paid</u>	<u>Amount Paid</u>	Payments in County  <ul style="list-style-type: none"> Resident
		Resident of County	5	\$61,500.00	
		Totals:	5	\$61,500.00	
Winston (Alabama)	11	<u>Claimant Type</u>	<u>Claims Paid</u>	<u>Amount Paid</u>	Payments in County  <ul style="list-style-type: none"> Resident
		Resident of County	5	\$189,800.00	
		Totals:	5	\$189,800.00	

GCCF Program Statistics - Overall Summary

(as of October 19, 2010, 5:05 PM ET)

County	Total Claims	Claimant Type	Claims Paid	Amount Paid	Payments in County
Winston (Mississippi)	18				 ■ Resident
		Resident of County	1	\$7,400.00	
		Totals:	1	\$7,400.00	
Yazoo (Mississippi)	2				 ■ Resident
		Resident of County	1	\$3,300.00	
		Totals:	1	\$3,300.00	