

## GCCF Program Statistics - Overall Summary

(as of October 18, 2010, 5:05 PM ET)

Claimant Status	No. of Claimants
<b>TOTAL GCCF Claimants to Date</b> <i>(Claimants may have one or more Claim Type)</i>	<b>209,723</b>
1. Claimants Paid and Approved for Payment	73,346
2. Claimants Requiring Additional Information or Documentation	72,056
3. Claimants Referred to Government, Moratorium and Real Estate funds	2,003
4. Denied Claimants	500
5. Claimants Under Review (Emergency Advance Payment)	56,581
6. Claimants Under Review (for Final Claim only)	5,237

Claimants <i>(Claimants may have one or more Claim Type)</i>	No. of Claimants
1. Individual*	168,816
2. Business*	40,907
<i>*Individual v. Business classification is subject to change.</i>	
<i>Represented Claimants: 5,071</i>	
<b>Total to Date</b>	<b>209,723</b>

Claims by Emergency Or Final Payment	No. of Claims Paid or Approved for Payment	No. of Claims Paid	Amount Paid
1. Emergency Advance Payment (One Month)	8,155	7,945	\$ 86,363,275.88
2. Emergency Advance Payment (Six Months)	65,475	63,767	\$ 1,367,796,038.83
<b>Sub-Total to Date</b>	<b>73,630</b>	<b>71,712</b>	<b>\$ 1,454,159,314.71</b>

Separate Fund for Real Estate Brokers and Agents			\$ 34,500,000.00
<b>Total to Date</b>			<b>\$ 1,488,659,314.71</b>

Claims by Category <i>(includes Individual and Business)</i>	No. of Claims Paid	Amount Paid
1. Removal and Clean Up Costs	0	\$ -
2. Real or Personal Property	42	\$ 200,463.38
3. Lost Earnings or Profits	71,661	\$ 1,453,941,914.83
4. Loss of Subsistence Use of Natural Resources	5	\$ 13,000.00
5. Physical Injury / Death	4	\$ 3,936.50
<b>Total to Date</b>	<b>71,712</b>	<b>\$ 1,454,159,314.71</b>

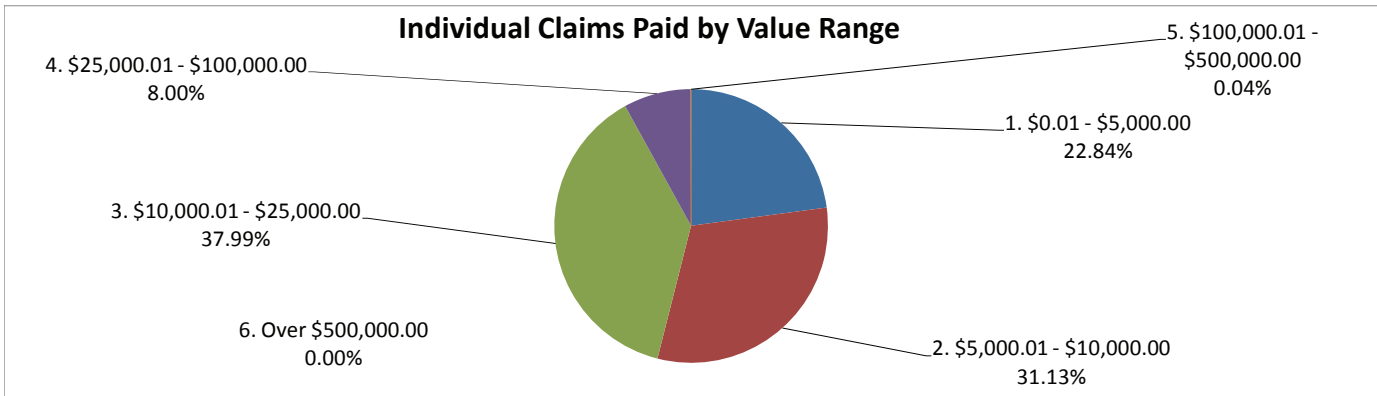
Claims by Type	No. of Claims Paid	No. of Claims Paid where Claimant Participated in BP Claims Process	No. of Claims Paid for new Claimants	Total Amount Paid
1. Individual	48,032	21,849	26,183	\$ 577,256,738.71
2. Business	23,680	19,454	4,226	\$ 876,902,576.00
<b>Total to Date</b>	<b>71,712</b>	<b>41,303</b>	<b>30,409</b>	<b>\$ 1,454,159,314.71</b>

**GCCF Program Statistics - Overall Summary**  
(as of October 18, 2010, 5:05 PM ET)

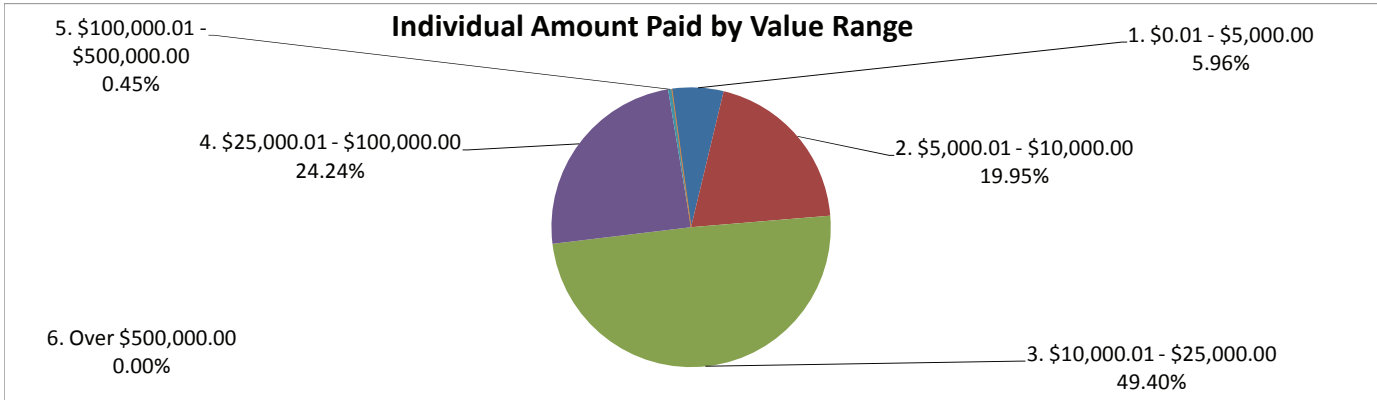
**Individual Claims by Amount**  
(Claimants may have more than one Claim Type)

Claims by Amount	No. of Claims Paid	Amount Paid
1. \$0.01 - \$5,000.00	10972	\$ 34,400,536.50
2. \$5,000.01 - \$10,000.00	14951	\$ 115,159,158.30
3. \$10,000.01 - \$25,000.00	18246	\$ 285,174,150.00
4. \$25,000.01 - \$100,000.00	3843	\$ 139,946,093.91
5. \$100,000.01 - \$500,000.00	20	\$ 2,576,800.00
6. Over \$500,000.00	0	\$ -
<b>Total to Date</b>	<b>48,032</b>	<b>\$ 577,256,738.71</b>

**Individual Claims Paid by Value Range**



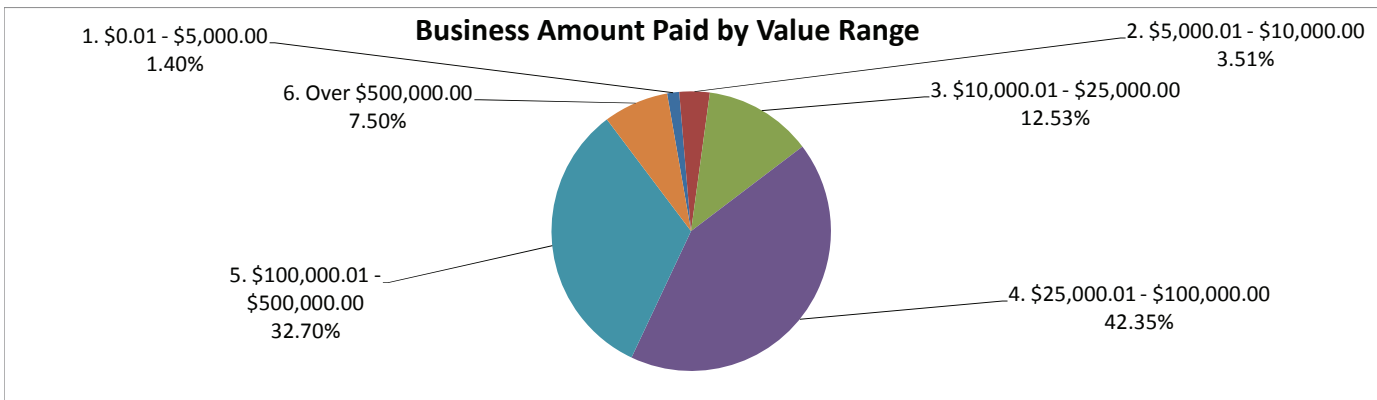
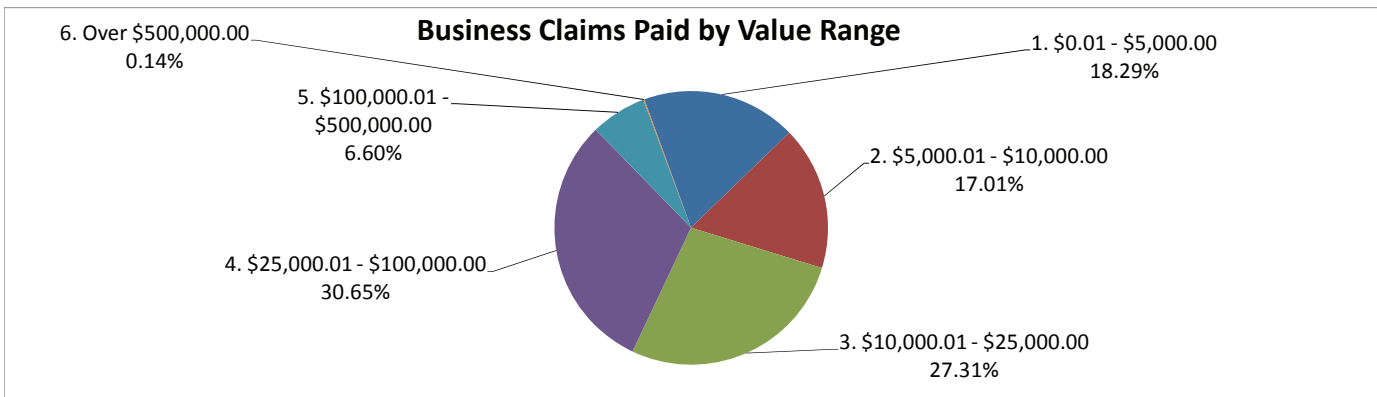
**Individual Amount Paid by Value Range**



**GCCF Program Statistics - Overall Summary**  
(as of October 18, 2010, 5:05 PM ET)

**Business Claims by Amount**  
(Claimants may have more than one Claim Type)

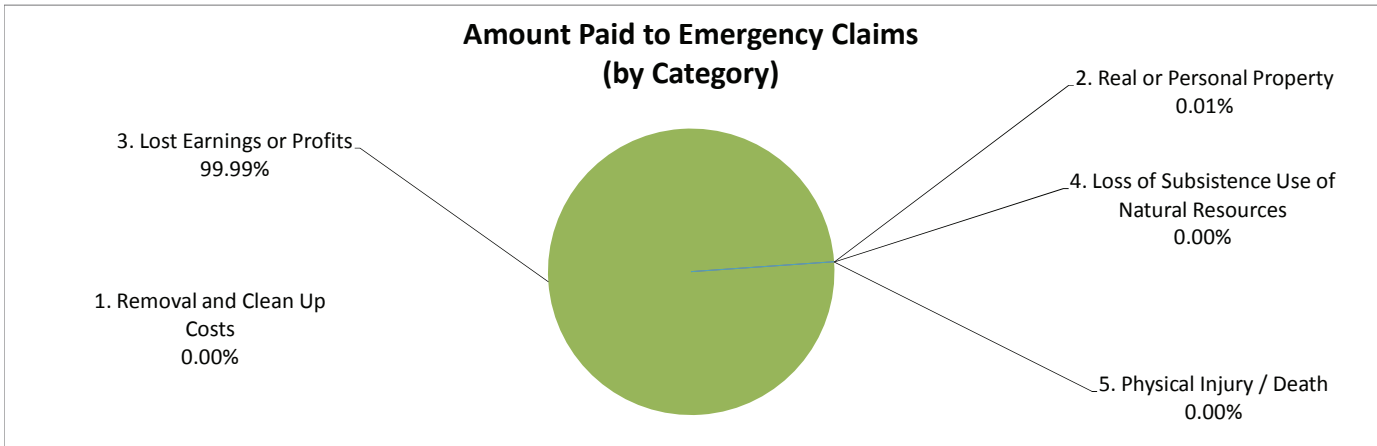
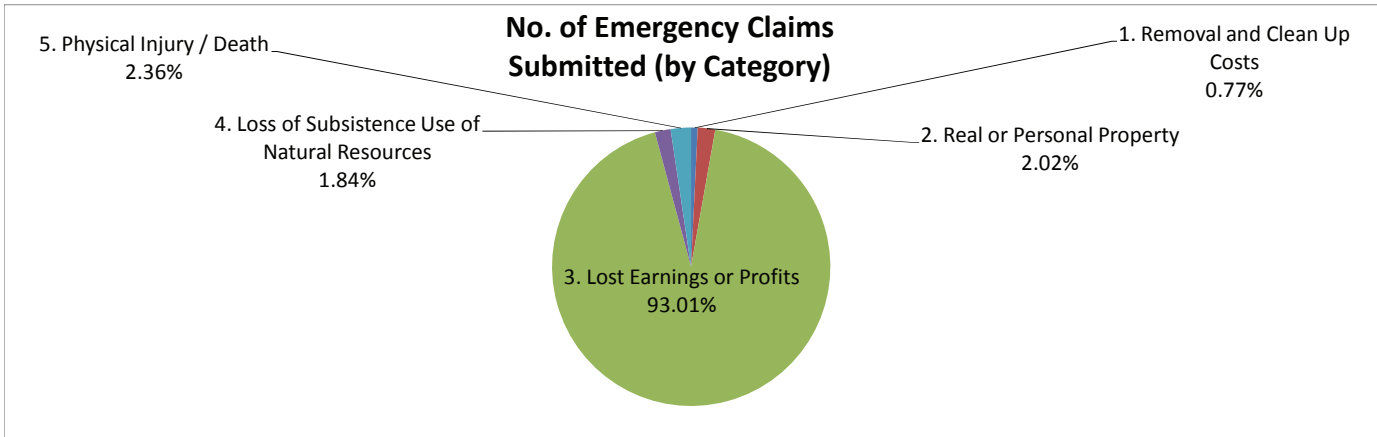
Claims by Amount	No. of Claims Paid	Amount Paid
1. \$0.01 - \$5,000.00	4330	\$ 12,293,300.00
2. \$5,000.01 - \$10,000.00	4029	\$ 30,761,800.00
3. \$10,000.01 - \$25,000.00	6466	\$ 109,881,600.00
4. \$25,000.01 - \$100,000.00	7259	\$ 371,377,600.00
5. \$100,000.01 - \$500,000.00	1562	\$ 286,783,100.00
6. Over \$500,000.00	34	\$ 65,805,176.00
<b>Total to Date</b>	<b>23,680</b>	<b>\$ 876,902,576.00</b>



**GCCF Program Statistics - Overall Summary**  
(as of October 18, 2010, 5:05 PM ET)

**Emergency Advance Claim Counts by Category**  
(Claimants may have more than one Claim Type)

Claims for Emergency Advance Payment	Claims Submitted	No. of Claims Paid	Amount Paid
1. Removal and Clean Up Costs	1,670	0	\$ -
2. Real or Personal Property	4,411	42	\$ 200,463.38
3. Lost Earnings or Profits	202,614	71,661	\$ 1,453,941,914.83
4. Loss of Subsistence Use of Natural Resources	4,016	5	\$ 13,000.00
5. Physical Injury / Death	5,137	4	\$ 3,936.50
<b>Total to Date</b>	<b>217,848</b>	<b>71,712</b>	<b>\$ 1,454,159,314.71</b>



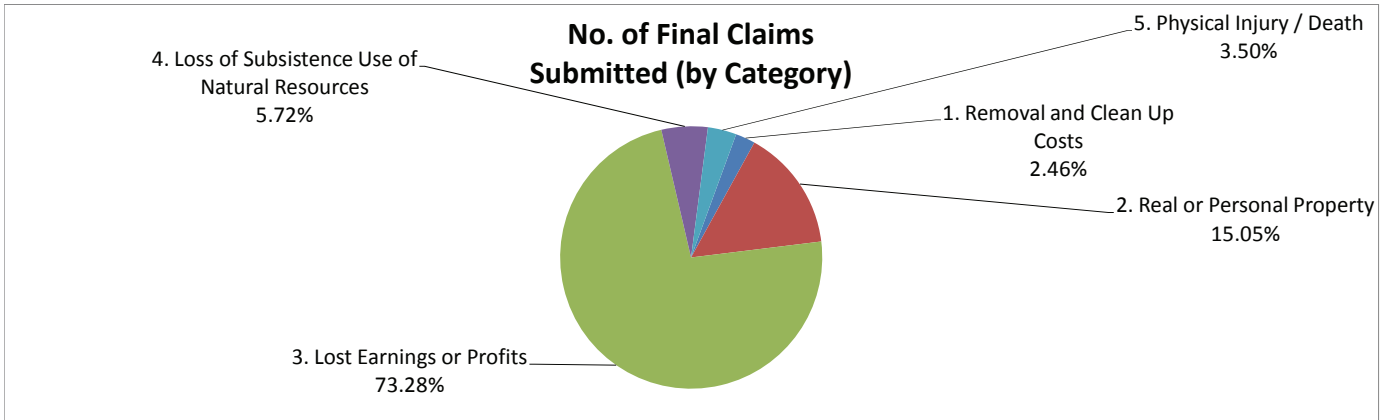
## GCCCF Program Statistics - Overall Summary

(as of October 18, 2010, 5:05 PM ET)

### Final Payment Claim Counts by Category

*(Claimants may have more than one Claim Type)*

Claims Seeking Final Payment	Claims Submitted	No. of Claims Paid	Amount Paid
1. Removal and Clean Up Costs	159	0	\$ -
2. Real or Personal Property	973	0	\$ -
3. Lost Earnings or Profits	4,738	0	\$ -
4. Loss of Subsistence Use of Natural Resources	370	0	\$ -
5. Physical Injury / Death	226	0	\$ -
<b>Total to Date</b>	<b>6,466</b>	<b>0</b>	<b>\$ -</b>



### Amount Paid to Final Claims (by Category)

*No data to chart yet*

## GCCF Program Statistics - Overall Summary

(as of October 18, 2010, 5:05 PM ET)

### Claims by Category and Amount

*(Claimants may have more than one Claim Type)*

Claims by Category and Amount	No. of Claims Paid	Amount Paid
<b>1. Removal and Clean Up Costs</b>		
a. \$0.01 - \$5,000.00	0	\$ -
b. \$5,000.01 - \$10,000.00	0	\$ -
c. \$10,000.01 - \$25,000.00	0	\$ -
d. \$25,000.01 - \$100,000.00	0	\$ -
e. \$100,000.01 - \$500,000.00	0	\$ -
f. Over \$500,000.00	0	\$ -
<b>Sub-Total to Date</b>	<b>0</b>	<b>\$ -</b>
<b>2. Real or Personal Property</b>		
a. \$0.01 - \$5,000.00	30	\$ 55,600.00
b. \$5,000.01 - \$10,000.00	8	\$ 54,300.00
c. \$10,000.01 - \$25,000.00	2	\$ 30,000.00
d. \$25,000.01 - \$100,000.00	2	\$ 60,563.38
e. \$100,000.01 - \$500,000.00	0	\$ -
f. Over \$500,000.00	0	\$ -
<b>Sub-Total to Date</b>	<b>42</b>	<b>\$ 200,463.38</b>
<b>3. Lost Earnings or Profits</b>		
a. \$0.01 - \$5,000.00	15,263	\$ 46,621,300.00
b. \$5,000.01 - \$10,000.00	18,972	\$ 145,866,658.30
c. \$10,000.01 - \$25,000.00	24,710	\$ 395,025,750.00
d. \$25,000.01 - \$100,000.00	11,100	\$ 511,263,130.53
e. \$100,000.01 - \$500,000.00	1,582	\$ 289,359,900.00
f. Over \$500,000.00	34	\$ 65,805,176.00
<b>Sub-Total to Date</b>	<b>71,661</b>	<b>\$ 1,453,941,914.83</b>

**GCCF Program Statistics - Overall Summary**  
(as of October 18, 2010, 5:05 PM ET)

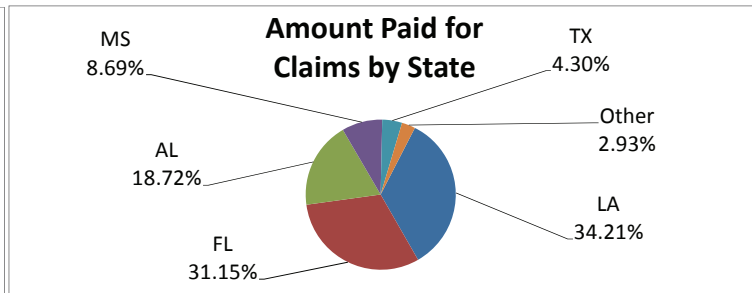
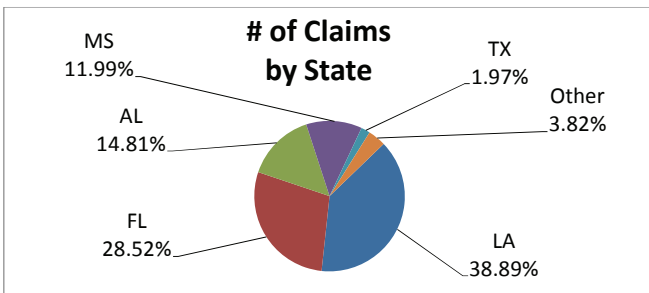
**Claims by Category and Amount**  
(Claimants may have more than one Claim Type)

Claims by Category and Amount	No. of Claims Paid	Amount Paid
<b>4. Loss of Subsistence Use of Natural Resources</b>		
a. \$0.01 - \$5,000.00	5	\$ 13,000.00
b. \$5,000.01 - \$10,000.00	0	\$ -
c. \$10,000.01 - \$25,000.00	0	\$ -
d. \$25,000.01 - \$100,000.00	0	\$ -
e. \$100,000.01 - \$500,000.00	0	\$ -
f. Over \$500,000.00	0	\$ -
<b>Sub-Total to Date</b>	<b>5</b>	<b>\$ 13,000.00</b>
<b>5. Physical Injury / Death</b>		
a. \$0.01 - \$5,000.00	4	\$ 3,936.50
b. \$5,000.01 - \$10,000.00	0	\$ -
c. \$10,000.01 - \$25,000.00	0	\$ -
d. \$25,000.01 - \$100,000.00	0	\$ -
e. \$100,000.01 - \$500,000.00	0	\$ -
f. Over \$500,000.00	0	\$ -
<b>Sub-Total to Date</b>	<b>4</b>	<b>\$ 3,936.50</b>
<b>6. Other Claims</b>		
a. \$0.01 - \$5,000.00	0	\$ -
b. \$5,000.01 - \$10,000.00	0	\$ -
c. \$10,000.01 - \$25,000.00	0	\$ -
d. \$25,000.01 - \$100,000.00	0	\$ -
e. \$100,000.01 - \$500,000.00	0	\$ -
f. Over \$500,000.00	0	\$ -
<b>Sub-Total to Date</b>	<b>0</b>	<b>\$ -</b>
<b>Total to Date</b>	<b>71,712</b>	<b>\$ 1,454,159,314.71</b>

## GCCCF Program Statistics - Overall Summary (as of October 18, 2010, 5:05 PM ET)

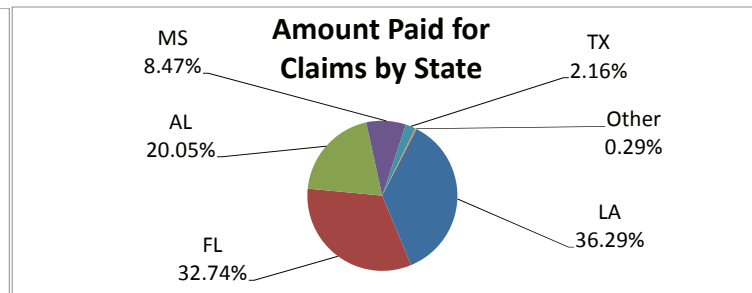
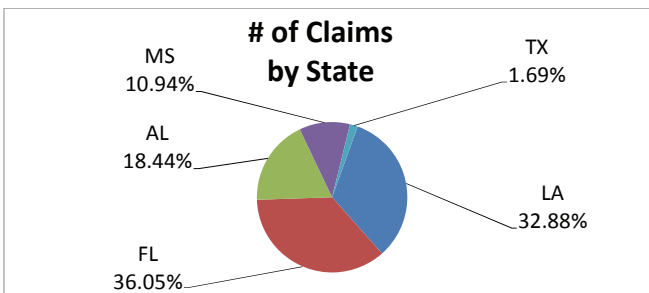
### Claims by State of Residence (Claimants may have more than one Claim Type)

Claim State of Residence	Claims Submitted	No. of Claims Paid	Amount Paid
Louisiana	87,244	21,777	\$ 497,504,815.53
Florida	63,968	25,102	\$ 452,928,776.00
Alabama	33,225	13,433	\$ 272,272,528.32
Mississippi	26,891	6,070	\$ 126,425,594.86
Texas	4,409	1,668	\$ 62,468,700.00
Others	8,577	3,662	\$ 42,558,900.00
<b>Total to Date</b>	<b>224,314</b>	<b>71,712</b>	<b>\$ 1,454,159,314.71</b>



### Claims by State of Loss (Claimants may have more than one Claim Type)

Claim State of Loss	Claims Submitted	No. of Claims Paid	Amount Paid
Louisiana	39,997	21,993	\$ 527,668,380.53
Florida	43,846	27,621	\$ 476,125,476.00
Alabama	22,427	14,889	\$ 291,556,999.94
Mississippi	13,312	5,815	\$ 123,104,258.36
Texas	2,057	1,199	\$ 31,464,000.00
Other State / Pending Location Verification		195	\$ 4,240,199.88
<b>Total to Date</b>		<b>71,712</b>	<b>\$ 1,454,159,314.71</b>

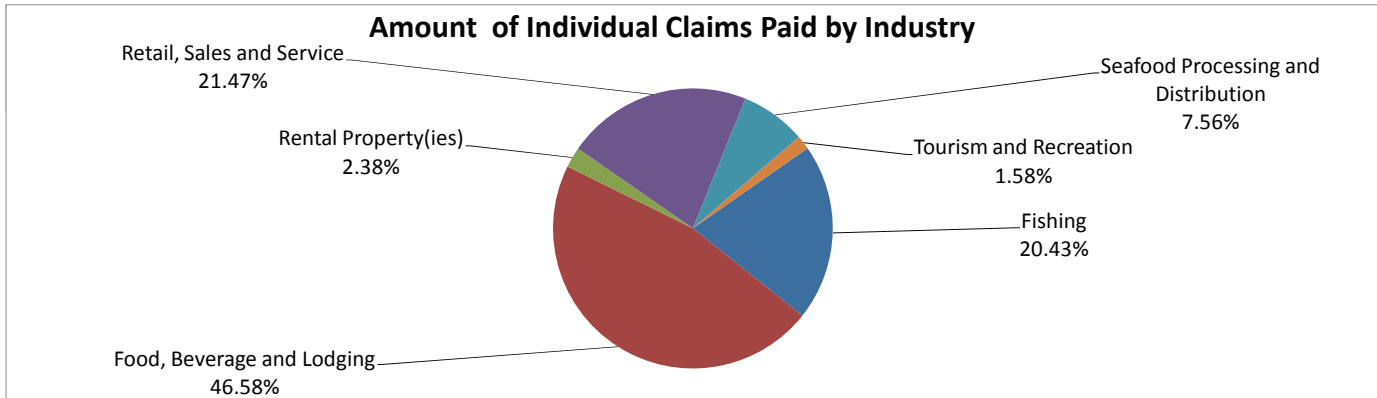
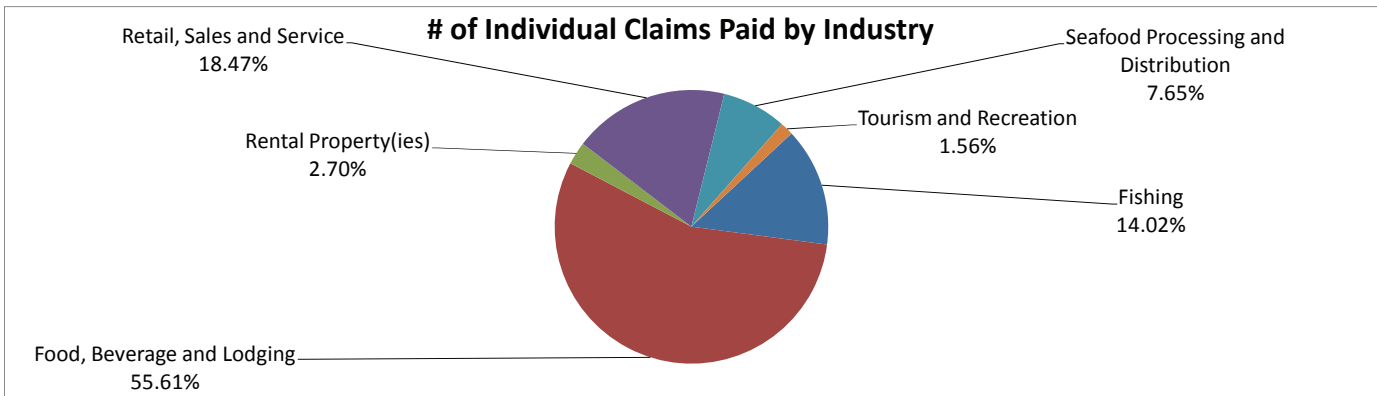




**GCCF Program Statistics - Overall Summary**  
(as of October 18, 2010, 5:05 PM ET)

**Individual Lost Earnings or Profits Claims Paid by Industry**  
(Claimants may have more than one Claim Type)

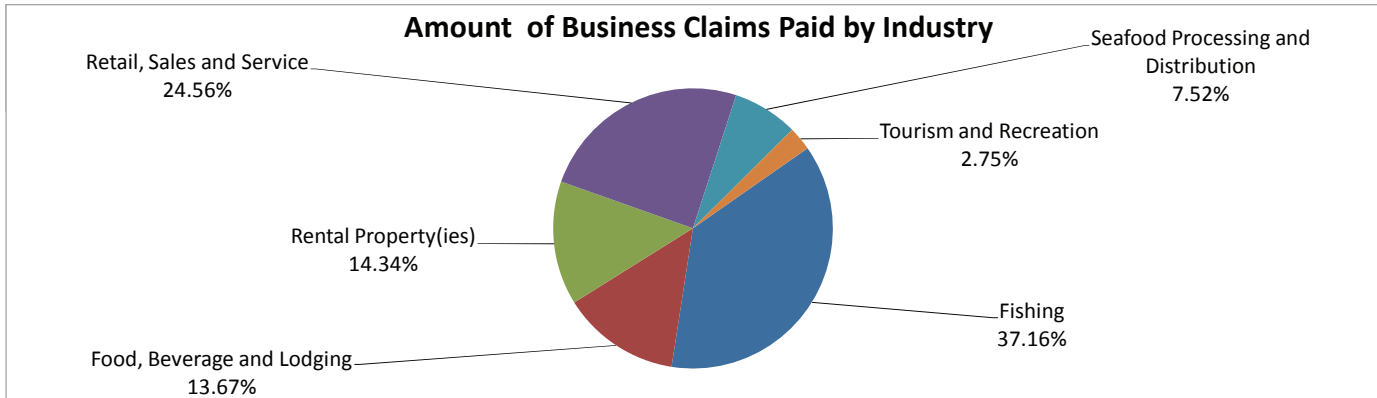
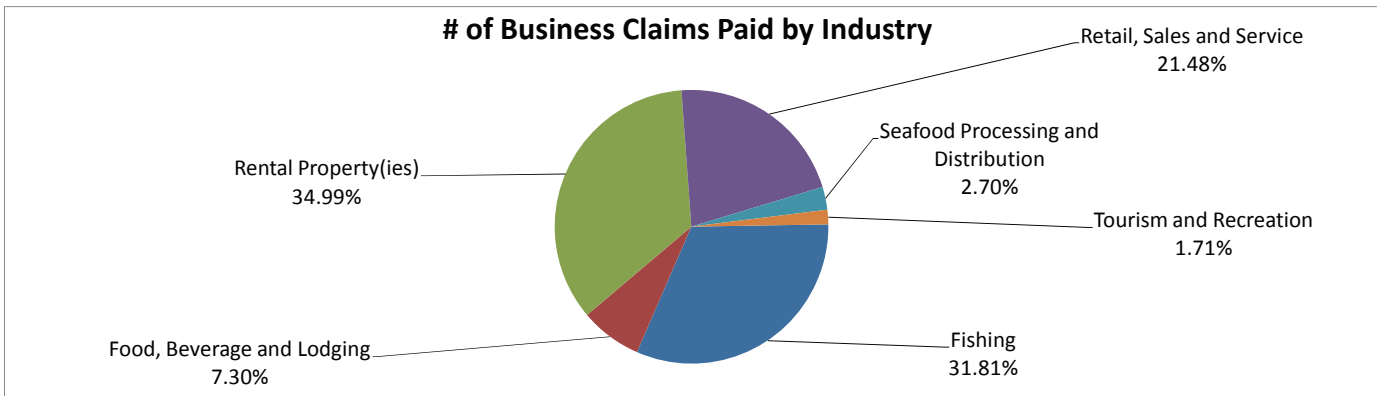
Claims by Amount	No. of Claims Paid	Amount Paid
Fishing	6,728	\$ 117,912,000.00
Food, Beverage and Lodging	26,688	\$ 268,794,299.94
Rental Property(ies)	1,294	\$ 13,749,200.00
Retail, Sales and Service	8,864	\$ 123,895,980.32
Seafood Processing and Distribution	3,669	\$ 43,627,158.57
Tourism and Recreation	748	\$ 9,137,300.00
<b>Total to Date</b>	<b>47,991</b>	<b>\$ 577,115,938.83</b>



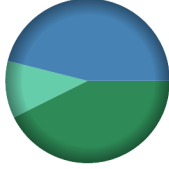
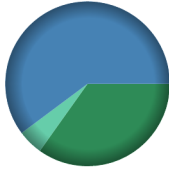



**GCCF Program Statistics - Overall Summary**  
(as of October 18, 2010, 5:05 PM ET)

**Business Lost Earnings or Profits Claims Paid by Industry**  
(Claimants may have more than one Claim Type)



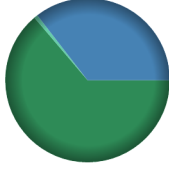
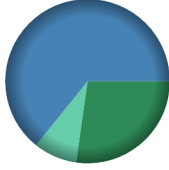

Claims by Amount	No. of Claims Paid	Amount Paid
Fishing	7,530	\$ 325,832,100.00
Food, Beverage and Lodging	1,729	\$ 119,823,900.00
Rental Property(ies)	8,283	\$ 125,732,476.00
Retail, Sales and Service	5,084	\$ 215,390,700.00
Seafood Processing and Distribution	639	\$ 65,931,700.00
Tourism and Recreation	405	\$ 24,115,100.00
<b>Total to Date</b>	<b>23,670</b>	<b>\$ 876,825,976.00</b>



## GCCF Program Statistics - Overall Summary (as of October 18, 2010, 5:05 PM ET)


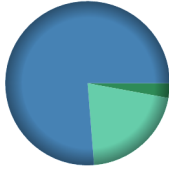

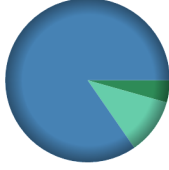

County Name	Residents	Claimant Type	Claims Paid	Amount Paid	Payments in County
<b>Acadia (Louisiana)</b>	<b>79</b>	<u>Claimant Type</u>	<u>Claims Paid</u>	<u>Amount Paid</u>	<b>Payments in County</b>  <ul style="list-style-type: none"> <li><span style="color: green;">■</span> Resident</li> <li><span style="color: lightgreen;">■</span> Loss</li> <li><span style="color: blue;">■</span> Both</li> </ul>
		Resident of County	10	\$269,000.00	
		Resident and Loss in County	7	\$290,600.00	
		Claim Loss in County	4	\$70,900.00	
		<b>Totals:</b>	<b>21</b>	<b>\$630,500.00</b>	
<b>Alachua (Florida)</b>	<b>49</b>	<u>Claimant Type</u>	<u>Claims Paid</u>	<u>Amount Paid</u>	<b>Payments in County</b>  <ul style="list-style-type: none"> <li><span style="color: green;">■</span> Resident</li> <li><span style="color: lightgreen;">■</span> Loss</li> <li><span style="color: blue;">■</span> Both</li> </ul>
		Resident of County	11	\$84,300.00	
		Resident and Loss in County	5	\$145,600.00	
		Claim Loss in County	1	\$12,000.00	
		<b>Totals:</b>	<b>17</b>	<b>\$241,900.00</b>	
<b>Allen (Louisiana)</b>	<b>35</b>	<u>Claimant Type</u>	<u>Claims Paid</u>	<u>Amount Paid</u>	<b>Payments in County</b>  <ul style="list-style-type: none"> <li><span style="color: green;">■</span> Resident</li> <li><span style="color: lightgreen;">■</span> Loss</li> </ul>
		Resident of County	1	\$30,000.00	
		Claim Loss in County	2	\$41,800.00	
		<b>Totals:</b>	<b>3</b>	<b>\$71,800.00</b>	
<b>Amite (Mississippi)</b>	<b>11</b>	<u>Claimant Type</u>	<u>Claims Paid</u>	<u>Amount Paid</u>	<b>Payments in County</b>  <ul style="list-style-type: none"> <li><span style="color: green;">■</span> Resident</li> </ul>
		Resident of County	1	\$22,100.00	
		<b>Totals:</b>	<b>1</b>	<b>\$22,100.00</b>	
<b>Anderson (Texas)</b>	<b>1</b>	<u>Claimant Type</u>	<u>Claims Paid</u>	<u>Amount Paid</u>	<b>Payments in County</b>  <ul style="list-style-type: none"> <li><span style="color: green;">■</span> Resident</li> </ul>
		Resident of County	1	\$3,300.00	
		<b>Totals:</b>	<b>1</b>	<b>\$3,300.00</b>	

## GCCF Program Statistics - Overall Summary (as of October 18, 2010, 5:05 PM ET)

County	Total Claims	Claimant Type	Claims Paid	Amount Paid	Payments in County
<b>Angelina (Texas)</b>	<b>8</b>	<u>Claimant Type</u>	<u>Claims Paid</u>	<u>Amount Paid</u>	<b>Payments in County</b>  <ul style="list-style-type: none"> <li>Resident</li> </ul>
		Resident of County	1	\$6,500.00	
		<b>Totals:</b>	<b>1</b>	<b>\$6,500.00</b>	
<b>Aransas (Texas)</b>	<b>25</b>	<u>Claimant Type</u>	<u>Claims Paid</u>	<u>Amount Paid</u>	<b>Payments in County</b>  <ul style="list-style-type: none"> <li>Loss</li> <li>Both</li> </ul>
		Resident and Loss in County	4	\$140,000.00	
		Claim Loss in County	2	\$18,100.00	
		<b>Totals:</b>	<b>6</b>	<b>\$158,100.00</b>	
<b>Ascension (Louisiana)</b>	<b>303</b>	<u>Claimant Type</u>	<u>Claims Paid</u>	<u>Amount Paid</u>	<b>Payments in County</b>  <ul style="list-style-type: none"> <li>Resident</li> <li>Loss</li> <li>Both</li> </ul>
		Resident of County	35	\$545,000.00	
		Resident and Loss in County	10	\$302,900.00	
		Claim Loss in County	1	\$6,100.00	
<b>Totals:</b>	<b>46</b>	<b>\$854,000.00</b>			
<b>Assumption (Louisiana)</b>	<b>232</b>	<u>Claimant Type</u>	<u>Claims Paid</u>	<u>Amount Paid</u>	<b>Payments in County</b>  <ul style="list-style-type: none"> <li>Resident</li> <li>Loss</li> <li>Both</li> </ul>
		Resident of County	16	\$374,300.00	
		Resident and Loss in County	32	\$882,900.00	
		Claim Loss in County	7	\$117,500.00	
<b>Totals:</b>	<b>55</b>	<b>\$1,374,700.00</b>			
<b>Autauga (Alabama)</b>	<b>20</b>	<u>Claimant Type</u>	<u>Claims Paid</u>	<u>Amount Paid</u>	<b>Payments in County</b>  <ul style="list-style-type: none"> <li>Resident</li> <li>Both</li> </ul>
		Resident of County	8	\$80,800.00	
		Resident and Loss in County	1	\$2,300.00	
		<b>Totals:</b>	<b>9</b>	<b>\$83,100.00</b>	






## GCCF Program Statistics - Overall Summary

(as of October 18, 2010, 5:05 PM ET)

County	Total Claims	Claimant Type	Claims Paid	Amount Paid	Payments in County
<b>Avoyelles (Louisiana)</b>	<b>64</b>	<u>Claimant Type</u>	<u>Claims Paid</u>	<u>Amount Paid</u>	<b>Payments in County</b>  <ul style="list-style-type: none"> <li><span style="color: green;">■</span> Resident</li> <li><span style="color: lightgreen;">■</span> Both</li> </ul>
		Resident of County	11	\$136,200.00	
		Resident and Loss in County	11	\$641,800.00	
		<b>Totals:</b>	<b>22</b>	<b>\$778,000.00</b>	
<b>Baldwin (Alabama)</b>	<b>17,322</b>	<u>Claimant Type</u>	<u>Claims Paid</u>	<u>Amount Paid</u>	<b>Payments in County</b>  <ul style="list-style-type: none"> <li><span style="color: green;">■</span> Resident</li> <li><span style="color: lightgreen;">■</span> Loss</li> <li><span style="color: blue;">■</span> Both</li> </ul>
		Resident of County	340	\$5,951,263.38	
		Resident and Loss in County	6,944	\$157,071,999.94	
		Claim Loss in County	3,375	\$42,955,500.00	
<b>Totals:</b>	<b>10,659</b>	<b>\$205,978,763.32</b>			
<b>Barbour (Alabama)</b>	<b>9</b>	<u>Claimant Type</u>	<u>Claims Paid</u>	<u>Amount Paid</u>	<b>Payments in County</b>  <ul style="list-style-type: none"> <li><span style="color: green;">■</span> Resident</li> <li><span style="color: lightgreen;">■</span> Both</li> </ul>
		Resident of County	2	\$25,600.00	
		Resident and Loss in County	2	\$91,300.00	
		<b>Totals:</b>	<b>4</b>	<b>\$116,900.00</b>	
<b>Bay (Florida)</b>	<b>18,033</b>	<u>Claimant Type</u>	<u>Claims Paid</u>	<u>Amount Paid</u>	<b>Payments in County</b>  <ul style="list-style-type: none"> <li><span style="color: green;">■</span> Resident</li> <li><span style="color: lightgreen;">■</span> Loss</li> <li><span style="color: blue;">■</span> Both</li> </ul>
		Resident of County	346	\$4,800,300.00	
		Resident and Loss in County	5,705	\$92,883,176.00	
		Claim Loss in County	1,071	\$12,081,300.00	
<b>Totals:</b>	<b>7,122</b>	<b>\$109,764,776.00</b>			
<b>Beauregard (Louisiana)</b>	<b>16</b>	<u>Claimant Type</u>	<u>Claims Paid</u>	<u>Amount Paid</u>	<b>Payments in County</b>  <ul style="list-style-type: none"> <li><span style="color: green;">■</span> Resident</li> <li><span style="color: lightgreen;">■</span> Both</li> </ul>
		Resident of County	3	\$135,200.00	
		Resident and Loss in County	4	\$81,800.00	
		<b>Totals:</b>	<b>7</b>	<b>\$217,000.00</b>	

## GCCF Program Statistics - Overall Summary

(as of October 18, 2010, 5:05 PM ET)

County	Total Claims	Claimant Type	Claims Paid	Amount Paid	Payments in County
<b>Bexar (Texas)</b>	<b>51</b>	<u>Claimant Type</u>	<u>Claims Paid</u>	<u>Amount Paid</u>	<b>Payments in County</b>  Resident Both
		Resident of County	12	\$202,400.00	
		Resident and Loss in County	2	\$182,000.00	
		<b>Totals:</b>	<b>14</b>	<b>\$384,400.00</b>	
<b>Bibb (Alabama)</b>	<b>7</b>	<u>Claimant Type</u>	<u>Claims Paid</u>	<u>Amount Paid</u>	<b>Payments in County</b>  Resident
		Resident of County	4	\$8,400.00	
		<b>Totals:</b>	<b>4</b>	<b>\$8,400.00</b>	
<b>Blount (Alabama)</b>	<b>5</b>	<u>Claimant Type</u>	<u>Claims Paid</u>	<u>Amount Paid</u>	<b>Payments in County</b>  Resident
		Resident of County	3	\$14,200.00	
		<b>Totals:</b>	<b>3</b>	<b>\$14,200.00</b>	
<b>Bossier (Louisiana)</b>	<b>25</b>	<u>Claimant Type</u>	<u>Claims Paid</u>	<u>Amount Paid</u>	<b>Payments in County</b>  Resident
		Resident of County	5	\$62,500.00	
		<b>Totals:</b>	<b>5</b>	<b>\$62,500.00</b>	
<b>Bowie (Texas)</b>	<b>4</b>	<u>Claimant Type</u>	<u>Claims Paid</u>	<u>Amount Paid</u>	<b>Payments in County</b>  Resident
		Resident of County	1	\$2,600.00	
		<b>Totals:</b>	<b>1</b>	<b>\$2,600.00</b>	




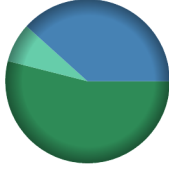

## GCCF Program Statistics - Overall Summary

(as of October 18, 2010, 5:05 PM ET)

County	Total Claims	Claimant Type	Claims Paid	Amount Paid	Payments in County
<b>Brazoria (Texas)</b>	<b>109</b>	<u>Claimant Type</u>	<u>Claims Paid</u>	<u>Amount Paid</u>	<b>Payments in County</b> 
		Resident of County	11	\$296,900.00	
		Resident and Loss in County	19	\$769,700.00	
		Claim Loss in County	27	\$504,300.00	
<b>Totals:</b>	<b>57</b>	<b>\$1,570,900.00</b>			
<b>Brazos (Texas)</b>	<b>5</b>	<u>Claimant Type</u>	<u>Claims Paid</u>	<u>Amount Paid</u>	<b>Payments in County</b> 
		Resident of County	1	\$18,000.00	
		<b>Totals:</b>	<b>1</b>	<b>\$18,000.00</b>	
<b>Brevard (Florida)</b>	<b>86</b>	<u>Claimant Type</u>	<u>Claims Paid</u>	<u>Amount Paid</u>	<b>Payments in County</b> 
		Resident of County	7	\$159,800.00	
		Resident and Loss in County	8	\$284,600.00	
		Claim Loss in County	2	\$30,300.00	
<b>Totals:</b>	<b>17</b>	<b>\$474,700.00</b>			
<b>Broward (Florida)</b>	<b>205</b>	<u>Claimant Type</u>	<u>Claims Paid</u>	<u>Amount Paid</u>	<b>Payments in County</b> 
		Resident of County	17	\$660,200.00	
		Resident and Loss in County	4	\$338,500.00	
		Claim Loss in County	10	\$251,200.00	
<b>Totals:</b>	<b>31</b>	<b>\$1,249,900.00</b>			
<b>Brown (Texas)</b>	<b>1</b>	<u>Claimant Type</u>	<u>Claims Paid</u>	<u>Amount Paid</u>	<b>Payments in County</b> 
		Resident of County	1	\$8,600.00	
		<b>Totals:</b>	<b>1</b>	<b>\$8,600.00</b>	

## GCCF Program Statistics - Overall Summary

(as of October 18, 2010, 5:05 PM ET)

County	Total Claims	Claimant Type	Claims Paid	Amount Paid	Payments in County
<b>Bullock (Alabama)</b>	<b>3</b>	<u>Claimant Type</u>	<u>Claims Paid</u>	<u>Amount Paid</u>	<b>Payments in County</b>  <ul style="list-style-type: none"> <li>Resident</li> </ul>
		Resident of County	1	\$16,000.00	
		<b>Totals:</b>	<b>1</b>	<b>\$16,000.00</b>	
<b>Butler (Alabama)</b>	<b>13</b>	<u>Claimant Type</u>	<u>Claims Paid</u>	<u>Amount Paid</u>	<b>Payments in County</b>  <ul style="list-style-type: none"> <li>Resident</li> <li>Loss</li> <li>Both</li> </ul>
		Resident of County	2	\$8,600.00	
		Resident and Loss in County	1	\$5,400.00	
		Claim Loss in County	2	\$244,200.00	
<b>Totals:</b>	<b>5</b>	<b>\$258,200.00</b>			
<b>Caddo (Louisiana)</b>	<b>50</b>	<u>Claimant Type</u>	<u>Claims Paid</u>	<u>Amount Paid</u>	<b>Payments in County</b>  <ul style="list-style-type: none"> <li>Resident</li> </ul>
		Resident of County	11	\$116,200.00	
		<b>Totals:</b>	<b>11</b>	<b>\$116,200.00</b>	
<b>Calcasieu (Louisiana)</b>	<b>537</b>	<u>Claimant Type</u>	<u>Claims Paid</u>	<u>Amount Paid</u>	<b>Payments in County</b>  <ul style="list-style-type: none"> <li>Resident</li> <li>Loss</li> <li>Both</li> </ul>
		Resident of County	105	\$3,048,400.00	
		Resident and Loss in County	89	\$2,163,600.00	
		Claim Loss in County	19	\$437,000.00	
<b>Totals:</b>	<b>213</b>	<b>\$5,649,000.00</b>			
<b>Caldwell (Louisiana)</b>	<b>6</b>	<u>Claimant Type</u>	<u>Claims Paid</u>	<u>Amount Paid</u>	<b>Payments in County</b>  <ul style="list-style-type: none"> <li>Resident</li> </ul>
		Resident of County	2	\$7,300.00	
		<b>Totals:</b>	<b>2</b>	<b>\$7,300.00</b>	





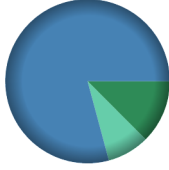
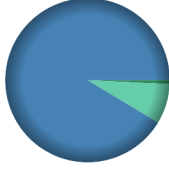

## GCCF Program Statistics - Overall Summary

(as of October 18, 2010, 5:05 PM ET)

County	Total Claims	Claimant Type	Claims Paid	Amount Paid	Payments in County
Calhoun (Alabama)	46	<u>Claimant Type</u>	<u>Claims Paid</u>	<u>Amount Paid</u>	Payments in County  <ul style="list-style-type: none"> <li>Resident</li> </ul>
		Resident of County	17	\$194,900.00	
		<b>Totals:</b>	<b>17</b>	<b>\$194,900.00</b>	
		Calhoun (Florida)	71	<u>Claimant Type</u>	
Resident of County	15			\$182,900.00	
Resident and Loss in County	1			\$6,000.00	
Claim Loss in County	1			\$4,200.00	
<b>Totals:</b>	<b>17</b>	<b>\$193,100.00</b>			
Calhoun (Mississippi)	3	<u>Claimant Type</u>	<u>Claims Paid</u>	<u>Amount Paid</u>	Payments in County  <ul style="list-style-type: none"> <li>Resident</li> </ul>
		Resident of County	1	\$55,000.00	
		<b>Totals:</b>	<b>1</b>	<b>\$55,000.00</b>	
Calhoun (Texas)	76	<u>Claimant Type</u>	<u>Claims Paid</u>	<u>Amount Paid</u>	Payments in County  <ul style="list-style-type: none"> <li>Resident</li> <li>Loss</li> <li>Both</li> </ul>
		Resident of County	5	\$361,000.00	
		Resident and Loss in County	4	\$370,800.00	
		Claim Loss in County	22	\$259,900.00	
<b>Totals:</b>	<b>31</b>	<b>\$991,700.00</b>			
Cameron (Louisiana)	314	<u>Claimant Type</u>	<u>Claims Paid</u>	<u>Amount Paid</u>	Payments in County  <ul style="list-style-type: none"> <li>Resident</li> <li>Loss</li> <li>Both</li> </ul>
		Resident of County	18	\$529,600.00	
		Resident and Loss in County	125	\$3,524,100.00	
		Claim Loss in County	78	\$2,308,400.00	
<b>Totals:</b>	<b>221</b>	<b>\$6,362,100.00</b>			

## GCCF Program Statistics - Overall Summary

(as of October 18, 2010, 5:05 PM ET)

County	Total Claims	Claimant Type	Claims Paid	Amount Paid	Payments in County	
<b>Cameron (Texas)</b>	<b>127</b>	<u>Claimant Type</u>	<u>Claims Paid</u>	<u>Amount Paid</u>	<b>Payments in County</b> 	
		Resident of County	9	\$236,800.00		Resident
		Resident and Loss in County	27	\$630,800.00		Both
		<b>Totals:</b>	<b>36</b>	<b>\$867,600.00</b>		
<b>Chambers (Alabama)</b>	<b>5</b>	<u>Claimant Type</u>	<u>Claims Paid</u>	<u>Amount Paid</u>	<b>Payments in County</b> 	
		Resident of County	2	\$27,000.00		Resident
		<b>Totals:</b>	<b>2</b>	<b>\$27,000.00</b>		
<b>Chambers (Texas)</b>	<b>41</b>	<u>Claimant Type</u>	<u>Claims Paid</u>	<u>Amount Paid</u>	<b>Payments in County</b> 	
		Resident of County	4	\$111,000.00		Resident
		Resident and Loss in County	17	\$701,400.00		Loss
		Claim Loss in County	5	\$73,500.00		Both
		<b>Totals:</b>	<b>26</b>	<b>\$885,900.00</b>		
<b>Charlotte (Florida)</b>	<b>89</b>	<u>Claimant Type</u>	<u>Claims Paid</u>	<u>Amount Paid</u>	<b>Payments in County</b> 	
		Resident of County	2	\$5,200.00		Resident
		Resident and Loss in County	15	\$637,100.00		Loss
		Claim Loss in County	3	\$54,900.00		Both
		<b>Totals:</b>	<b>20</b>	<b>\$697,200.00</b>		
<b>Cherokee (Alabama)</b>	<b>4</b>	<u>Claimant Type</u>	<u>Claims Paid</u>	<u>Amount Paid</u>	<b>Payments in County</b> 	
		Resident of County	3	\$39,900.00		Resident
		<b>Totals:</b>	<b>3</b>	<b>\$39,900.00</b>		



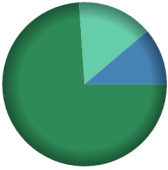
## GCCF Program Statistics - Overall Summary

(as of October 18, 2010, 5:05 PM ET)

County	Total Claims	Claimant Type	Claims Paid	Amount Paid	Payments in County
Cherokee (Texas)	2	<u>Claimant Type</u>	<u>Claims Paid</u>	<u>Amount Paid</u>	Payments in County  <ul style="list-style-type: none"> <li>Resident</li> </ul>
		Resident of County	1	\$1,700.00	
		<b>Totals:</b>	<b>1</b>	<b>\$1,700.00</b>	
		<hr/>			
Chickasaw (Mississippi)	1	<u>Claimant Type</u>	<u>Claims Paid</u>	<u>Amount Paid</u>	Payments in County  <ul style="list-style-type: none"> <li>Resident</li> </ul>
		Resident of County	1	\$6,000.00	
		<b>Totals:</b>	<b>1</b>	<b>\$6,000.00</b>	
		<hr/>			
Chilton (Alabama)	16	<u>Claimant Type</u>	<u>Claims Paid</u>	<u>Amount Paid</u>	Payments in County  <ul style="list-style-type: none"> <li>Resident</li> <li>Both</li> </ul>
		Resident of County	3	\$24,300.00	
		Resident and Loss in County	1	\$19,000.00	
		<b>Totals:</b>	<b>4</b>	<b>\$43,300.00</b>	
<hr/>					
Choctaw (Alabama)	11	<u>Claimant Type</u>	<u>Claims Paid</u>	<u>Amount Paid</u>	Payments in County  <ul style="list-style-type: none"> <li>Resident</li> <li>Both</li> </ul>
		Resident of County	2	\$11,000.00	
		Resident and Loss in County	1	\$68,400.00	
		<b>Totals:</b>	<b>3</b>	<b>\$79,400.00</b>	
<hr/>					
Citrus (Florida)	198	<u>Claimant Type</u>	<u>Claims Paid</u>	<u>Amount Paid</u>	Payments in County  <ul style="list-style-type: none"> <li>Resident</li> <li>Loss</li> <li>Both</li> </ul>
		Resident of County	21	\$380,000.00	
		Resident and Loss in County	73	\$1,216,900.00	
		Claim Loss in County	7	\$162,700.00	
		<b>Totals:</b>	<b>101</b>	<b>\$1,759,600.00</b>	

## GCCF Program Statistics - Overall Summary

(as of October 18, 2010, 5:05 PM ET)

County	Total Claims	Claimant Type	Claims Paid	Amount Paid	Payments in County
Claiborne (Louisiana)	3	<u>Claimant Type</u>	<u>Claims Paid</u>	<u>Amount Paid</u>	Payments in County 
		Claim Loss in County	1	\$80,400.00	
		<b>Totals:</b>	<b>1</b>	<b>\$80,400.00</b>	
Claiborne (Mississippi)	6	<u>Claimant Type</u>	<u>Claims Paid</u>	<u>Amount Paid</u>	Payments in County 
		Resident of County	1	\$17,600.00	
		<b>Totals:</b>	<b>1</b>	<b>\$17,600.00</b>	
Clarke (Alabama)	125	<u>Claimant Type</u>	<u>Claims Paid</u>	<u>Amount Paid</u>	Payments in County 
		Resident of County	24	\$235,400.00	
		Resident and Loss in County	4	\$35,600.00	
		Claim Loss in County	3	\$47,400.00	
		<b>Totals:</b>	<b>31</b>	<b>\$318,400.00</b>	
Clarke (Mississippi)	34	<u>Claimant Type</u>	<u>Claims Paid</u>	<u>Amount Paid</u>	Payments in County 
		Resident of County	4	\$112,900.00	
		<b>Totals:</b>	<b>4</b>	<b>\$112,900.00</b>	
Clay (Alabama)	5	<u>Claimant Type</u>	<u>Claims Paid</u>	<u>Amount Paid</u>	Payments in County 
		Resident of County	3	\$53,500.00	
		<b>Totals:</b>	<b>3</b>	<b>\$53,500.00</b>	

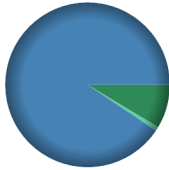
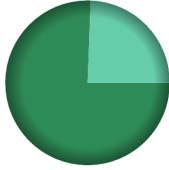


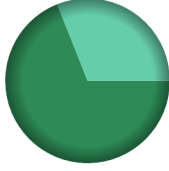
## GCCF Program Statistics - Overall Summary

(as of October 18, 2010, 5:05 PM ET)


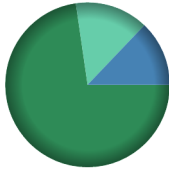

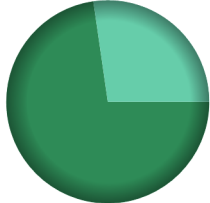
County	Total Claims	Claimant Type	Claims Paid	Amount Paid	Payments in County
<b>Clay (Florida)</b>	<b>20</b>	<u>Claimant Type</u>	<u>Claims Paid</u>	<u>Amount Paid</u>	<b>Payments in County</b>  <ul style="list-style-type: none"> <li><span style="color: green;">■</span> Resident</li> <li><span style="color: lightgreen;">■</span> Loss</li> <li><span style="color: blue;">■</span> Both</li> </ul>
		Resident of County	4	\$25,400.00	
		Resident and Loss in County	1	\$125,000.00	
		Claim Loss in County	1	\$18,700.00	
<b>Totals:</b>	<b>6</b>	<b>\$169,100.00</b>			
<b>Cleburne (Alabama)</b>	<b>2</b>	<u>Claimant Type</u>	<u>Claims Paid</u>	<u>Amount Paid</u>	<b>Payments in County</b>  <ul style="list-style-type: none"> <li><span style="color: green;">■</span> Resident</li> </ul>
		Resident of County	1	\$3,000.00	
		<b>Totals:</b>	<b>1</b>	<b>\$3,000.00</b>	
<b>Coahoma (Mississippi)</b>	<b>3</b>	<u>Claimant Type</u>	<u>Claims Paid</u>	<u>Amount Paid</u>	<b>Payments in County</b>  <ul style="list-style-type: none"> <li><span style="color: green;">■</span> Resident</li> </ul>
		Resident of County	1	\$35,000.00	
		<b>Totals:</b>	<b>1</b>	<b>\$35,000.00</b>	
<b>Coffee (Alabama)</b>	<b>30</b>	<u>Claimant Type</u>	<u>Claims Paid</u>	<u>Amount Paid</u>	<b>Payments in County</b>  <ul style="list-style-type: none"> <li><span style="color: green;">■</span> Resident</li> <li><span style="color: lightgreen;">■</span> Both</li> </ul>
		Resident of County	5	\$57,200.00	
		Resident and Loss in County	1	\$3,000.00	
		<b>Totals:</b>	<b>6</b>	<b>\$60,200.00</b>	
<b>Colbert (Alabama)</b>	<b>28</b>	<u>Claimant Type</u>	<u>Claims Paid</u>	<u>Amount Paid</u>	<b>Payments in County</b>  <ul style="list-style-type: none"> <li><span style="color: green;">■</span> Resident</li> </ul>
		Resident of County	20	\$231,200.00	
		<b>Totals:</b>	<b>20</b>	<b>\$231,200.00</b>	

## GCCF Program Statistics - Overall Summary

(as of October 18, 2010, 5:05 PM ET)



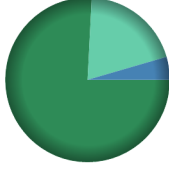

County	Total	Claimant Type	Claims Paid	Amount Paid	Payments in County
<b>Collier (Florida)</b>	<b>2,567</b>	<u>Claimant Type</u>	<u>Claims Paid</u>	<u>Amount Paid</u>	<b>Payments in County</b>  <ul style="list-style-type: none"> <li><span style="color: green;">■</span> Resident</li> <li><span style="color: lightgreen;">■</span> Loss</li> <li><span style="color: blue;">■</span> Both</li> </ul>
		Resident of County	21	\$368,000.00	
		Resident and Loss in County	229	\$3,884,400.00	
		Claim Loss in County	7	\$34,500.00	
<b>Totals:</b>	<b>257</b>	<b>\$4,286,900.00</b>			
<b>Collin (Texas)</b>	<b>65</b>	<u>Claimant Type</u>	<u>Claims Paid</u>	<u>Amount Paid</u>	<b>Payments in County</b>  <ul style="list-style-type: none"> <li><span style="color: green;">■</span> Resident</li> <li><span style="color: lightgreen;">■</span> Loss</li> </ul>
		Resident of County	27	\$316,600.00	
		Claim Loss in County	3	\$102,100.00	
		<b>Totals:</b>	<b>30</b>	<b>\$418,700.00</b>	
<b>Columbia (Florida)</b>	<b>9</b>	<u>Claimant Type</u>	<u>Claims Paid</u>	<u>Amount Paid</u>	<b>Payments in County</b>  <ul style="list-style-type: none"> <li><span style="color: green;">■</span> Resident</li> <li><span style="color: lightgreen;">■</span> Both</li> </ul>
		Resident of County	3	\$46,500.00	
		Resident and Loss in County	1	\$40,000.00	
		<b>Totals:</b>	<b>4</b>	<b>\$86,500.00</b>	
<b>Comal (Texas)</b>	<b>12</b>	<u>Claimant Type</u>	<u>Claims Paid</u>	<u>Amount Paid</u>	<b>Payments in County</b>  <ul style="list-style-type: none"> <li><span style="color: green;">■</span> Resident</li> </ul>
		Resident of County	8	\$181,600.00	
		<b>Totals:</b>	<b>8</b>	<b>\$181,600.00</b>	
<b>Concordia (Louisiana)</b>	<b>25</b>	<u>Claimant Type</u>	<u>Claims Paid</u>	<u>Amount Paid</u>	<b>Payments in County</b>  <ul style="list-style-type: none"> <li><span style="color: green;">■</span> Resident</li> <li><span style="color: lightgreen;">■</span> Both</li> </ul>
		Resident of County	3	\$155,700.00	
		Resident and Loss in County	2	\$70,000.00	
		<b>Totals:</b>	<b>5</b>	<b>\$225,700.00</b>	

## GCCF Program Statistics - Overall Summary (as of October 18, 2010, 5:05 PM ET)

County	Total Claims	Claimant Type	Claims Paid	Amount Paid	Payments in County
<b>Conecuh (Alabama)</b>	<b>14</b>	<u>Claimant Type</u>	<u>Claims Paid</u>	<u>Amount Paid</u>	<b>Payments in County</b>  Resident
		Resident of County	5	\$51,700.00	
		<b>Totals:</b>	<b>5</b>	<b>\$51,700.00</b>	
		<b>Coosa (Alabama)</b>	<b>4</b>	<u>Claimant Type</u>	
Resident of County	2			\$10,800.00	
Resident and Loss in County	1			\$150,000.00	
<b>Totals:</b>	<b>3</b>			<b>\$160,800.00</b>	
<b>Covington (Alabama)</b>	<b>54</b>	<u>Claimant Type</u>	<u>Claims Paid</u>	<u>Amount Paid</u>	<b>Payments in County</b>  Resident Loss Both
		Resident of County	21	\$552,500.00	
		Resident and Loss in County	3	\$97,800.00	
		Claim Loss in County	2	\$109,500.00	
		<b>Totals:</b>	<b>26</b>	<b>\$759,800.00</b>	
<b>Covington (Mississippi)</b>	<b>59</b>	<u>Claimant Type</u>	<u>Claims Paid</u>	<u>Amount Paid</u>	<b>Payments in County</b>  Resident
		Resident of County	2	\$39,400.00	
		<b>Totals:</b>	<b>2</b>	<b>\$39,400.00</b>	
<b>Crenshaw (Alabama)</b>	<b>13</b>	<u>Claimant Type</u>	<u>Claims Paid</u>	<u>Amount Paid</u>	<b>Payments in County</b>  Loss Both
		Resident and Loss in County	1	\$1,500.00	
		Claim Loss in County	1	\$4,000.00	
		<b>Totals:</b>	<b>2</b>	<b>\$5,500.00</b>	

## GCCF Program Statistics - Overall Summary


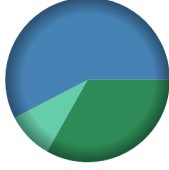
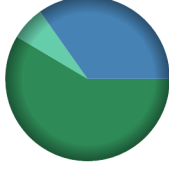
(as of October 18, 2010, 5:05 PM ET)

County	Total Claims	Claimant Type	Claims Paid	Amount Paid	Payments in County
<b>Cullman (Alabama)</b>	<b>43</b>	<u>Claimant Type</u>	<u>Claims Paid</u>	<u>Amount Paid</u>	<b>Payments in County</b>  Resident
		Resident of County	31	\$306,000.00	
		<b>Totals:</b>	<b>31</b>	<b>\$306,000.00</b>	
		<b>Dale (Alabama)</b>	<b>18</b>	<u>Claimant Type</u>	
Resident of County	7			\$57,900.00	
Resident and Loss in County	1			\$37,600.00	
<b>Totals:</b>	<b>8</b>			<b>\$95,500.00</b>	
<b>Dallas (Alabama)</b>	<b>25</b>	<u>Claimant Type</u>	<u>Claims Paid</u>	<u>Amount Paid</u>	<b>Payments in County</b>  Resident Both
		Resident of County	8	\$84,000.00	
		Resident and Loss in County	1	\$15,000.00	
		<b>Totals:</b>	<b>9</b>	<b>\$99,000.00</b>	
<b>Dallas (Texas)</b>	<b>189</b>	<u>Claimant Type</u>	<u>Claims Paid</u>	<u>Amount Paid</u>	<b>Payments in County</b>  Resident Loss Both
		Resident of County	28	\$403,700.00	
		Resident and Loss in County	1	\$24,000.00	
		Claim Loss in County	7	\$104,800.00	
		<b>Totals:</b>	<b>36</b>	<b>\$532,500.00</b>	
<b>Dekalb (Alabama)</b>	<b>19</b>	<u>Claimant Type</u>	<u>Claims Paid</u>	<u>Amount Paid</u>	<b>Payments in County</b>  Resident Loss
		Resident of County	13	\$143,700.00	
		Claim Loss in County	1	\$10,800.00	
		<b>Totals:</b>	<b>14</b>	<b>\$154,500.00</b>	

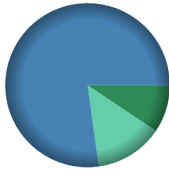


## GCCF Program Statistics - Overall Summary

(as of October 18, 2010, 5:05 PM ET)

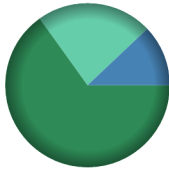
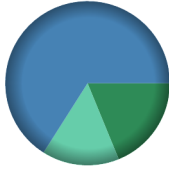



County	Total Claims	Claimant Type	Claims Paid	Amount Paid	Payments in County
<b>Denton (Texas)</b>	<b>28</b>	<u>Claimant Type</u>	<u>Claims Paid</u>	<u>Amount Paid</u>	<b>Payments in County</b>  Resident
		Resident of County	8	\$63,300.00	
		<b>Totals:</b>	<b>8</b>	<b>\$63,300.00</b>	
		<b>Desoto (Mississippi)</b>	<b>24</b>	<u>Claimant Type</u>	
Resident of County	15			\$171,100.00	
<b>Totals:</b>	<b>15</b>			<b>\$171,100.00</b>	
<b>Dixie (Florida)</b>	<b>28</b>			<u>Claimant Type</u>	<u>Claims Paid</u>
		Resident of County	1	\$3,000.00	
		Resident and Loss in County	12	\$353,400.00	
		Claim Loss in County	3	\$66,700.00	
		<b>Totals:</b>	<b>16</b>	<b>\$423,100.00</b>	
<b>Duval (Florida)</b>	<b>196</b>	<u>Claimant Type</u>	<u>Claims Paid</u>	<u>Amount Paid</u>	<b>Payments in County</b>  Resident Loss Both
		Resident of County	32	\$576,600.00	
		Resident and Loss in County	14	\$1,001,300.00	
		Claim Loss in County	6	\$159,600.00	
		<b>Totals:</b>	<b>52</b>	<b>\$1,737,500.00</b>	
<b>E. Baton Rouge (Louisiana)</b>	<b>1,225</b>	<u>Claimant Type</u>	<u>Claims Paid</u>	<u>Amount Paid</u>	<b>Payments in County</b>  Resident Loss Both
		Resident of County	126	\$2,303,000.00	
		Resident and Loss in County	45	\$1,368,600.00	
		Claim Loss in County	12	\$262,600.00	
		<b>Totals:</b>	<b>183</b>	<b>\$3,934,200.00</b>	

## GCCF Program Statistics - Overall Summary (as of October 18, 2010, 5:05 PM ET)



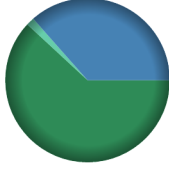
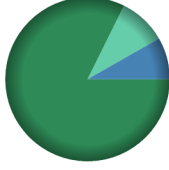

County	Total Claims	Claimant Type	Claims Paid	Amount Paid	Payments in County
<b>E. Feliciana (Louisiana)</b>	<b>16</b>	<u>Claimant Type</u>	<u>Claims Paid</u>	<u>Amount Paid</u>	<b>Payments in County</b>  <ul style="list-style-type: none"> <li><span style="color: green;">■</span> Resident</li> <li><span style="color: lightgreen;">■</span> Loss</li> <li><span style="color: blue;">■</span> Both</li> </ul>
		Resident of County	1	\$14,000.00	
		Resident and Loss in County	3	\$115,000.00	
		Claim Loss in County	1	\$20,000.00	
<b>Totals:</b>	<b>5</b>	<b>\$149,000.00</b>			
<b>Ector (Texas)</b>	<b>2</b>	<u>Claimant Type</u>	<u>Claims Paid</u>	<u>Amount Paid</u>	<b>Payments in County</b>  <ul style="list-style-type: none"> <li><span style="color: green;">■</span> Resident</li> </ul>
		Resident of County	1	\$1,500.00	
<b>Totals:</b>	<b>1</b>	<b>\$1,500.00</b>			
<b>El Paso (Texas)</b>	<b>2</b>	<u>Claimant Type</u>	<u>Claims Paid</u>	<u>Amount Paid</u>	<b>Payments in County</b>  <ul style="list-style-type: none"> <li><span style="color: green;">■</span> Resident</li> </ul>
		Resident of County	1	\$3,700.00	
<b>Totals:</b>	<b>1</b>	<b>\$3,700.00</b>			
<b>Ellis (Texas)</b>	<b>6</b>	<u>Claimant Type</u>	<u>Claims Paid</u>	<u>Amount Paid</u>	<b>Payments in County</b>  <ul style="list-style-type: none"> <li><span style="color: green;">■</span> Resident</li> </ul>
		Resident of County	1	\$25,000.00	
<b>Totals:</b>	<b>1</b>	<b>\$25,000.00</b>			
<b>Elmore (Alabama)</b>	<b>31</b>	<u>Claimant Type</u>	<u>Claims Paid</u>	<u>Amount Paid</u>	<b>Payments in County</b>  <ul style="list-style-type: none"> <li><span style="color: green;">■</span> Resident</li> </ul>
		Resident of County	17	\$215,500.00	
<b>Totals:</b>	<b>17</b>	<b>\$215,500.00</b>			

## GCCF Program Statistics - Overall Summary

(as of October 18, 2010, 5:05 PM ET)

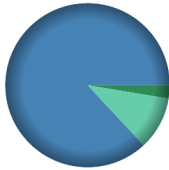

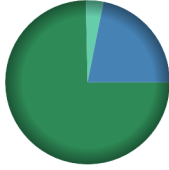
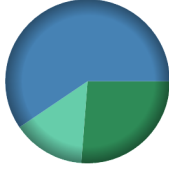
County	Total Claims	Claimant Type	Claims Paid	Amount Paid	Payments in County
<b>Escambia (Alabama)</b>	<b>152</b>	<u>Claimant Type</u>	<u>Claims Paid</u>	<u>Amount Paid</u>	<b>Payments in County</b>  <ul style="list-style-type: none"> <li><span style="color: green;">■</span> Resident</li> <li><span style="color: lightgreen;">■</span> Loss</li> <li><span style="color: blue;">■</span> Both</li> </ul>
		Resident of County	28	\$378,500.00	
		Resident and Loss in County	5	\$70,100.00	
		Claim Loss in County	6	\$132,600.00	
<b>Totals:</b>	<b>39</b>	<b>\$581,200.00</b>			
<b>Escambia (Florida)</b>	<b>10,636</b>	<u>Claimant Type</u>	<u>Claims Paid</u>	<u>Amount Paid</u>	<b>Payments in County</b>  <ul style="list-style-type: none"> <li><span style="color: green;">■</span> Resident</li> <li><span style="color: lightgreen;">■</span> Loss</li> <li><span style="color: blue;">■</span> Both</li> </ul>
		Resident of County	1,232	\$14,962,300.00	
		Resident and Loss in County	3,006	\$52,506,200.00	
		Claim Loss in County	822	\$12,077,600.00	
<b>Totals:</b>	<b>5,060</b>	<b>\$79,546,100.00</b>			
<b>Etowah (Alabama)</b>	<b>47</b>	<u>Claimant Type</u>	<u>Claims Paid</u>	<u>Amount Paid</u>	<b>Payments in County</b>  <ul style="list-style-type: none"> <li><span style="color: green;">■</span> Resident</li> </ul>
		Resident of County	26	\$445,100.00	
<b>Totals:</b>	<b>26</b>	<b>\$445,100.00</b>			
<b>Evangeline (Louisiana)</b>	<b>31</b>	<u>Claimant Type</u>	<u>Claims Paid</u>	<u>Amount Paid</u>	<b>Payments in County</b>  <ul style="list-style-type: none"> <li><span style="color: green;">■</span> Resident</li> <li><span style="color: lightgreen;">■</span> Both</li> </ul>
		Resident of County	5	\$103,900.00	
		Resident and Loss in County	4	\$70,300.00	
<b>Totals:</b>	<b>9</b>	<b>\$174,200.00</b>			
<b>Fayette (Alabama)</b>	<b>7</b>	<u>Claimant Type</u>	<u>Claims Paid</u>	<u>Amount Paid</u>	<b>Payments in County</b>  <ul style="list-style-type: none"> <li><span style="color: green;">■</span> Resident</li> </ul>
		Resident of County	6	\$57,100.00	
<b>Totals:</b>	<b>6</b>	<b>\$57,100.00</b>			

## GCCF Program Statistics - Overall Summary (as of October 18, 2010, 5:05 PM ET)

County	Total Claims	Claimant Type	Claims Paid	Amount Paid	Payments in County
Flagler (Florida)	7	<u>Claimant Type</u>	<u>Claims Paid</u>	<u>Amount Paid</u>	Payments in County  <ul style="list-style-type: none"> <li>Resident</li> </ul>
		Resident of County	2	\$65,400.00	
		<b>Totals:</b>	<b>2</b>	<b>\$65,400.00</b>	
Foard (Texas)	1	<u>Claimant Type</u>	<u>Claims Paid</u>	<u>Amount Paid</u>	Payments in County  <ul style="list-style-type: none"> <li>Resident</li> </ul>
		Resident of County	1	\$13,000.00	
		<b>Totals:</b>	<b>1</b>	<b>\$13,000.00</b>	
Forrest (Mississippi)	547	<u>Claimant Type</u>	<u>Claims Paid</u>	<u>Amount Paid</u>	Payments in County  <ul style="list-style-type: none"> <li>Resident</li> <li>Loss</li> <li>Both</li> </ul>
		Resident of County	38	\$588,300.00	
		Resident and Loss in County	7	\$346,800.00	
		Claim Loss in County	2	\$15,100.00	
		<b>Totals:</b>	<b>47</b>	<b>\$950,200.00</b>	
Fort Bend (Texas)	118	<u>Claimant Type</u>	<u>Claims Paid</u>	<u>Amount Paid</u>	Payments in County  <ul style="list-style-type: none"> <li>Resident</li> <li>Loss</li> <li>Both</li> </ul>
		Resident of County	28	\$1,287,900.00	
		Resident and Loss in County	7	\$129,300.00	
		Claim Loss in County	6	\$147,300.00	
		<b>Totals:</b>	<b>41</b>	<b>\$1,564,500.00</b>	
Franklin (Alabama)	6	<u>Claimant Type</u>	<u>Claims Paid</u>	<u>Amount Paid</u>	Payments in County  <ul style="list-style-type: none"> <li>Resident</li> </ul>
		Resident of County	6	\$62,300.00	
		<b>Totals:</b>	<b>6</b>	<b>\$62,300.00</b>	


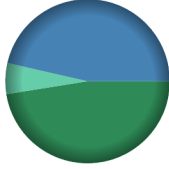

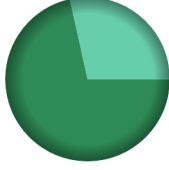

## GCCF Program Statistics - Overall Summary

(as of October 18, 2010, 5:05 PM ET)

County	Total Claims	Claimant Type	Claims Paid	Amount Paid	Payments in County
Franklin (Florida)	1,721				 <ul style="list-style-type: none"> <li><span style="color: green;">■</span> Resident</li> <li><span style="color: lightgreen;">■</span> Loss</li> <li><span style="color: blue;">■</span> Both</li> </ul>
		Resident of County	30	\$370,800.00	
		Resident and Loss in County	1,004	\$12,339,100.00	
		Claim Loss in County	112	\$1,487,300.00	
		<b>Totals:</b>	<b>1,146</b>	<b>\$14,197,200.00</b>	
Franklin (Louisiana)	6				 <ul style="list-style-type: none"> <li><span style="color: green;">■</span> Resident</li> </ul>
		Resident of County	2	\$31,200.00	
		<b>Totals:</b>	<b>2</b>	<b>\$31,200.00</b>	
Franklin (Mississippi)	8				 <ul style="list-style-type: none"> <li><span style="color: green;">■</span> Loss</li> </ul>
		Claim Loss in County	1	\$14,600.00	
		<b>Totals:</b>	<b>1</b>	<b>\$14,600.00</b>	
Gadsden (Florida)	47				 <ul style="list-style-type: none"> <li><span style="color: green;">■</span> Resident</li> <li><span style="color: lightgreen;">■</span> Loss</li> <li><span style="color: blue;">■</span> Both</li> </ul>
		Resident of County	8	\$150,900.00	
		Resident and Loss in County	2	\$44,200.00	
		Claim Loss in County	1	\$7,000.00	
		<b>Totals:</b>	<b>11</b>	<b>\$202,100.00</b>	
Galveston (Texas)	919				 <ul style="list-style-type: none"> <li><span style="color: green;">■</span> Resident</li> <li><span style="color: lightgreen;">■</span> Loss</li> <li><span style="color: blue;">■</span> Both</li> </ul>
		Resident of County	110	\$3,295,200.00	
		Resident and Loss in County	293	\$7,473,900.00	
		Claim Loss in County	104	\$1,798,200.00	
		<b>Totals:</b>	<b>507</b>	<b>\$12,567,300.00</b>	




## GCCF Program Statistics - Overall Summary

(as of October 18, 2010, 5:05 PM ET)

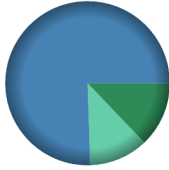


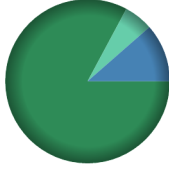
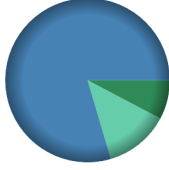
County	Total Claims	Claimant Type	Claims Paid	Amount Paid	Payments in County
<b>Geneva (Alabama)</b>	<b>37</b>	<u>Claimant Type</u>	<u>Claims Paid</u>	<u>Amount Paid</u>	<b>Payments in County</b>  <ul style="list-style-type: none"> <li>Resident</li> </ul>
		Resident of County	9	\$114,100.00	
		<b>Totals:</b>	<b>9</b>	<b>\$114,100.00</b>	
<b>George (Mississippi)</b>	<b>227</b>	<u>Claimant Type</u>	<u>Claims Paid</u>	<u>Amount Paid</u>	<b>Payments in County</b>  <ul style="list-style-type: none"> <li>Resident</li> <li>Loss</li> <li>Both</li> </ul>
		Resident of County	36	\$680,900.00	
		Resident and Loss in County	17	\$665,800.00	
		Claim Loss in County	3	\$87,400.00	
<b>Totals:</b>	<b>56</b>	<b>\$1,434,100.00</b>			
<b>Grant (Louisiana)</b>	<b>9</b>	<u>Claimant Type</u>	<u>Claims Paid</u>	<u>Amount Paid</u>	<b>Payments in County</b>  <ul style="list-style-type: none"> <li>Resident</li> <li>Loss</li> </ul>
		Resident of County	1	\$15,500.00	
		Claim Loss in County	1	\$10,000.00	
<b>Totals:</b>	<b>2</b>	<b>\$25,500.00</b>			
<b>Grayson (Texas)</b>	<b>4</b>	<u>Claimant Type</u>	<u>Claims Paid</u>	<u>Amount Paid</u>	<b>Payments in County</b>  <ul style="list-style-type: none"> <li>Resident</li> <li>Loss</li> </ul>
		Resident of County	1	\$8,300.00	
		Claim Loss in County	1	\$3,300.00	
<b>Totals:</b>	<b>2</b>	<b>\$11,600.00</b>			
<b>Greene (Alabama)</b>	<b>5</b>	<u>Claimant Type</u>	<u>Claims Paid</u>	<u>Amount Paid</u>	<b>Payments in County</b>  <ul style="list-style-type: none"> <li>Resident</li> </ul>
		Resident of County	4	\$22,900.00	
		<b>Totals:</b>	<b>4</b>	<b>\$22,900.00</b>	

## GCCF Program Statistics - Overall Summary

(as of October 18, 2010, 5:05 PM ET)

County	Total Claims	Claimant Type	Claims Paid	Amount Paid	Payments in County	
<b>Greene (Mississippi)</b>	<b>69</b>	<u>Claimant Type</u>	<u>Claims Paid</u>	<u>Amount Paid</u>	<b>Payments in County</b> 	
		Resident of County	3	\$16,900.00		Resident
		Resident and Loss in County	3	\$18,900.00		Both
		<b>Totals:</b>	<b>6</b>	<b>\$35,800.00</b>		
<b>Gregg (Texas)</b>	<b>5</b>	<u>Claimant Type</u>	<u>Claims Paid</u>	<u>Amount Paid</u>	<b>Payments in County</b> 	
		Resident of County	3	\$25,600.00		Resident
		<b>Totals:</b>	<b>3</b>	<b>\$25,600.00</b>		
		<b>Guadalupe (Texas)</b>	<b>2</b>	<u>Claimant Type</u>		<u>Claims Paid</u>
Resident of County	2			\$42,600.00	Resident	
<b>Totals:</b>	<b>2</b>			<b>\$42,600.00</b>		
<b>Gulf (Florida)</b>	<b>993</b>			<u>Claimant Type</u>	<u>Claims Paid</u>	<u>Amount Paid</u>
		Resident of County	72	\$997,700.00	Resident	
		Resident and Loss in County	289	\$6,608,300.00	Loss	
		Claim Loss in County	86	\$1,169,300.00	Both	
		<b>Totals:</b>	<b>447</b>	<b>\$8,775,300.00</b>		
<b>Hale (Alabama)</b>	<b>12</b>	<u>Claimant Type</u>	<u>Claims Paid</u>	<u>Amount Paid</u>	<b>Payments in County</b> 	
		Resident of County	7	\$140,200.00		Resident
		Resident and Loss in County	1	\$100,000.00		Both
		<b>Totals:</b>	<b>8</b>	<b>\$240,200.00</b>		





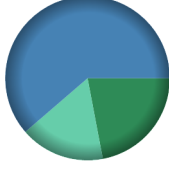
## GCCF Program Statistics - Overall Summary (as of October 18, 2010, 5:05 PM ET)

County	Total Claims	Claimant Type	Claims Paid	Amount Paid	Payments in County
<b>Hancock (Mississippi)</b>	<b>2,040</b>	<u>Claimant Type</u>	<u>Claims Paid</u>	<u>Amount Paid</u>	<b>Payments in County</b>  <ul style="list-style-type: none"> <li><span style="color: green;">■</span> Resident</li> <li><span style="color: lightgreen;">■</span> Loss</li> <li><span style="color: blue;">■</span> Both</li> </ul>
		Resident of County	126	\$2,318,100.00	
		Resident and Loss in County	540	\$13,582,300.00	
		Claim Loss in County	98	\$2,083,900.00	
		<b>Totals:</b>	<b>764</b>	<b>\$17,984,300.00</b>	
<b>Hardee (Florida)</b>	<b>1</b>	<u>Claimant Type</u>	<u>Claims Paid</u>	<u>Amount Paid</u>	<b>Payments in County</b>  <ul style="list-style-type: none"> <li><span style="color: green;">■</span> Resident</li> </ul>
		Resident of County	1	\$15,000.00	
		<b>Totals:</b>	<b>1</b>	<b>\$15,000.00</b>	
<b>Hardin (Texas)</b>	<b>5</b>	<u>Claimant Type</u>	<u>Claims Paid</u>	<u>Amount Paid</u>	<b>Payments in County</b>  <ul style="list-style-type: none"> <li><span style="color: green;">■</span> Both</li> </ul>
		Resident and Loss in County	1	\$10,000.00	
		<b>Totals:</b>	<b>1</b>	<b>\$10,000.00</b>	
<b>Harris (Texas)</b>	<b>1,452</b>	<u>Claimant Type</u>	<u>Claims Paid</u>	<u>Amount Paid</u>	<b>Payments in County</b>  <ul style="list-style-type: none"> <li><span style="color: green;">■</span> Resident</li> <li><span style="color: lightgreen;">■</span> Loss</li> <li><span style="color: blue;">■</span> Both</li> </ul>
		Resident of County	298	\$25,823,200.00	
		Resident and Loss in County	130	\$3,575,100.00	
		Claim Loss in County	96	\$1,783,600.00	
		<b>Totals:</b>	<b>524</b>	<b>\$31,181,900.00</b>	
<b>Harrison (Mississippi)</b>	<b>15,880</b>	<u>Claimant Type</u>	<u>Claims Paid</u>	<u>Amount Paid</u>	<b>Payments in County</b>  <ul style="list-style-type: none"> <li><span style="color: green;">■</span> Resident</li> <li><span style="color: lightgreen;">■</span> Loss</li> <li><span style="color: blue;">■</span> Both</li> </ul>
		Resident of County	328	\$6,101,336.50	
		Resident and Loss in County	3,211	\$62,799,900.00	
		Claim Loss in County	624	\$10,023,600.00	
		<b>Totals:</b>	<b>4,163</b>	<b>\$78,924,836.50</b>	



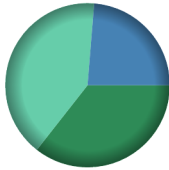

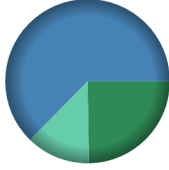

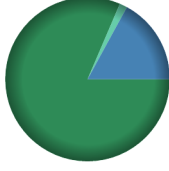
## GCCF Program Statistics - Overall Summary

(as of October 18, 2010, 5:05 PM ET)


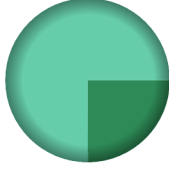
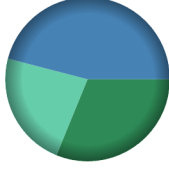
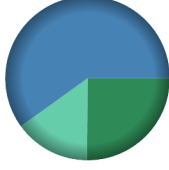
County	Total Claims	Claimant Type	Claims Paid	Amount Paid	Payments in County
Harrison (Texas)	2	<u>Claimant Type</u>	<u>Claims Paid</u>	<u>Amount Paid</u>	Payments in County  <ul style="list-style-type: none"> <li>Resident</li> </ul>
		Resident of County	1	\$10,400.00	
		<b>Totals:</b>	<b>1</b>	<b>\$10,400.00</b>	
Hays (Texas)	7	<u>Claimant Type</u>	<u>Claims Paid</u>	<u>Amount Paid</u>	Payments in County  <ul style="list-style-type: none"> <li>Resident</li> </ul>
		Resident of County	1	\$25,500.00	
		<b>Totals:</b>	<b>1</b>	<b>\$25,500.00</b>	
Hendry (Florida)	6	<u>Claimant Type</u>	<u>Claims Paid</u>	<u>Amount Paid</u>	Payments in County  <ul style="list-style-type: none"> <li>Resident</li> </ul>
		Resident of County	1	\$24,000.00	
		<b>Totals:</b>	<b>1</b>	<b>\$24,000.00</b>	
Henry (Alabama)	7	<u>Claimant Type</u>	<u>Claims Paid</u>	<u>Amount Paid</u>	Payments in County  <ul style="list-style-type: none"> <li>Resident</li> </ul>
		Resident of County	2	\$11,600.00	
		<b>Totals:</b>	<b>2</b>	<b>\$11,600.00</b>	
Hernando (Florida)	129	<u>Claimant Type</u>	<u>Claims Paid</u>	<u>Amount Paid</u>	Payments in County  <ul style="list-style-type: none"> <li>Resident</li> <li>Loss</li> <li>Both</li> </ul>
		Resident of County	20	\$347,300.00	
		Resident and Loss in County	39	\$967,100.00	
		Claim Loss in County	12	\$262,400.00	
		<b>Totals:</b>	<b>71</b>	<b>\$1,576,800.00</b>	

## GCCF Program Statistics - Overall Summary

(as of October 18, 2010, 5:05 PM ET)




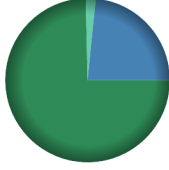

County	Total Claims	Claimant Type	Claims Paid	Amount Paid	Payments in County
<b>Hidalgo (Texas)</b>	<b>8</b>	<u>Claimant Type</u>	<u>Claims Paid</u>	<u>Amount Paid</u>	<b>Payments in County</b>  <ul style="list-style-type: none"> <li><span style="color: green;">■</span> Resident</li> <li><span style="color: lightgreen;">■</span> Loss</li> <li><span style="color: blue;">■</span> Both</li> </ul>
		Resident of County	2	\$9,000.00	
		Resident and Loss in County	1	\$6,000.00	
		Claim Loss in County	1	\$10,300.00	
<b>Totals:</b>	<b>4</b>	<b>\$25,300.00</b>			
<b>Hill (Texas)</b>	<b>2</b>	<u>Claimant Type</u>	<u>Claims Paid</u>	<u>Amount Paid</u>	<b>Payments in County</b>  <ul style="list-style-type: none"> <li><span style="color: green;">■</span> Resident</li> </ul>
		Resident of County	1	\$21,600.00	
		<b>Totals:</b>	<b>1</b>	<b>\$21,600.00</b>	
<b>Hillsborough (Florida)</b>	<b>430</b>	<u>Claimant Type</u>	<u>Claims Paid</u>	<u>Amount Paid</u>	<b>Payments in County</b>  <ul style="list-style-type: none"> <li><span style="color: green;">■</span> Resident</li> <li><span style="color: lightgreen;">■</span> Loss</li> <li><span style="color: blue;">■</span> Both</li> </ul>
		Resident of County	49	\$790,400.00	
		Resident and Loss in County	81	\$2,003,000.00	
		Claim Loss in County	13	\$403,400.00	
<b>Totals:</b>	<b>143</b>	<b>\$3,196,800.00</b>			
<b>Hinds (Mississippi)</b>	<b>100</b>	<u>Claimant Type</u>	<u>Claims Paid</u>	<u>Amount Paid</u>	<b>Payments in County</b>  <ul style="list-style-type: none"> <li><span style="color: green;">■</span> Resident</li> <li><span style="color: lightgreen;">■</span> Loss</li> <li><span style="color: blue;">■</span> Both</li> </ul>
		Resident of County	15	\$154,500.00	
		Resident and Loss in County	2	\$6,100.00	
		Claim Loss in County	4	\$103,200.00	
<b>Totals:</b>	<b>21</b>	<b>\$263,800.00</b>			
<b>Holmes (Florida)</b>	<b>236</b>	<u>Claimant Type</u>	<u>Claims Paid</u>	<u>Amount Paid</u>	<b>Payments in County</b>  <ul style="list-style-type: none"> <li><span style="color: green;">■</span> Resident</li> <li><span style="color: lightgreen;">■</span> Loss</li> <li><span style="color: blue;">■</span> Both</li> </ul>
		Resident of County	73	\$763,700.00	
		Resident and Loss in County	15	\$160,100.00	
		Claim Loss in County	3	\$14,100.00	
<b>Totals:</b>	<b>91</b>	<b>\$937,900.00</b>			

## GCCF Program Statistics - Overall Summary (as of October 18, 2010, 5:05 PM ET)

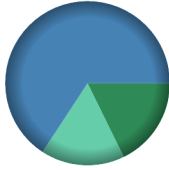



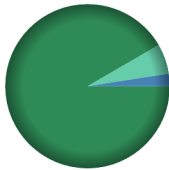
County	Total Claims	Claimant Type	Claims Paid	Amount Paid	Payments in County
Hopkins (Texas)	1	<u>Claimant Type</u>	<u>Claims Paid</u>	<u>Amount Paid</u>	Payments in County  <ul style="list-style-type: none"> <li>Resident</li> </ul>
		Resident of County	1	\$9,700.00	
		<b>Totals:</b>	<b>1</b>	<b>\$9,700.00</b>	
		Houston (Alabama)	89	<u>Claimant Type</u>	
Resident of County	25			\$171,300.00	
Resident and Loss in County	2			\$138,900.00	
<b>Totals:</b>	<b>27</b>			<b>\$310,200.00</b>	
Humphreys (Mississippi)	3	<u>Claimant Type</u>	<u>Claims Paid</u>	<u>Amount Paid</u>	Payments in County  <ul style="list-style-type: none"> <li>Resident</li> <li>Loss</li> </ul>
		Resident of County	1	\$9,300.00	
		Claim Loss in County	1	\$28,000.00	
		<b>Totals:</b>	<b>2</b>	<b>\$37,300.00</b>	
Iberia (Louisiana)	732	<u>Claimant Type</u>	<u>Claims Paid</u>	<u>Amount Paid</u>	Payments in County  <ul style="list-style-type: none"> <li>Resident</li> <li>Loss</li> <li>Both</li> </ul>
		Resident of County	102	\$3,286,100.00	
		Resident and Loss in County	198	\$4,843,000.00	
		Claim Loss in County	91	\$2,412,500.00	
<b>Totals:</b>	<b>391</b>	<b>\$10,541,600.00</b>			
Iberville (Louisiana)	130	<u>Claimant Type</u>	<u>Claims Paid</u>	<u>Amount Paid</u>	Payments in County  <ul style="list-style-type: none"> <li>Resident</li> <li>Loss</li> <li>Both</li> </ul>
		Resident of County	9	\$270,200.00	
		Resident and Loss in County	26	\$645,300.00	
		Claim Loss in County	5	\$160,900.00	
<b>Totals:</b>	<b>40</b>	<b>\$1,076,400.00</b>			

## GCCF Program Statistics - Overall Summary

(as of October 18, 2010, 5:05 PM ET)

County	Total Claims	Claimant Type	Claims Paid	Amount Paid	Payments in County
<b>Indian River (Florida)</b>	<b>19</b>	<u>Claimant Type</u>	<u>Claims Paid</u>	<u>Amount Paid</u>	<b>Payments in County</b>  <ul style="list-style-type: none"> <li>Resident</li> <li>Both</li> </ul>
		Resident of County	1	\$21,100.00	
		Resident and Loss in County	3	\$157,000.00	
		<b>Totals:</b>	<b>4</b>	<b>\$178,100.00</b>	
<b>Itawamba (Mississippi)</b>	<b>1</b>	<u>Claimant Type</u>	<u>Claims Paid</u>	<u>Amount Paid</u>	<b>Payments in County</b>  <ul style="list-style-type: none"> <li>Resident</li> </ul>
		Resident of County	1	\$6,000.00	
		<b>Totals:</b>	<b>1</b>	<b>\$6,000.00</b>	
<b>Jackson (Alabama)</b>	<b>14</b>	<u>Claimant Type</u>	<u>Claims Paid</u>	<u>Amount Paid</u>	<b>Payments in County</b>  <ul style="list-style-type: none"> <li>Resident</li> <li>Loss</li> </ul>
		Resident of County	9	\$102,500.00	
		Claim Loss in County	1	\$14,500.00	
		<b>Totals:</b>	<b>10</b>	<b>\$117,000.00</b>	
<b>Jackson (Florida)</b>	<b>177</b>	<u>Claimant Type</u>	<u>Claims Paid</u>	<u>Amount Paid</u>	<b>Payments in County</b>  <ul style="list-style-type: none"> <li>Resident</li> <li>Loss</li> <li>Both</li> </ul>
		Resident of County	22	\$306,200.00	
		Resident and Loss in County	3	\$96,000.00	
		Claim Loss in County	1	\$7,900.00	
		<b>Totals:</b>	<b>26</b>	<b>\$410,100.00</b>	
<b>Jackson (Louisiana)</b>	<b>3</b>	<u>Claimant Type</u>	<u>Claims Paid</u>	<u>Amount Paid</u>	<b>Payments in County</b>  <ul style="list-style-type: none"> <li>Resident</li> <li>Both</li> </ul>
		Resident of County	1	\$18,600.00	
		Resident and Loss in County	1	\$4,500.00	
		<b>Totals:</b>	<b>2</b>	<b>\$23,100.00</b>	






## GCCF Program Statistics - Overall Summary (as of October 18, 2010, 5:05 PM ET)

County	Total Claims	Claimant Type	Claims Paid	Amount Paid	Payments in County
<b>Jackson (Mississippi)</b>	<b>6,279</b>	<u>Claimant Type</u>	<u>Claims Paid</u>	<u>Amount Paid</u>	<b>Payments in County</b>  <ul style="list-style-type: none"> <li><span style="color: green;">■</span> Resident</li> <li><span style="color: lightgreen;">■</span> Loss</li> <li><span style="color: blue;">■</span> Both</li> </ul>
		Resident of County	437	\$6,685,600.00	
		Resident and Loss in County	884	\$24,762,358.36	
		Claim Loss in County	343	\$6,200,700.00	
<b>Totals:</b>	<b>1,664</b>	<b>\$37,648,658.36</b>			
<b>Jasper (Mississippi)</b>	<b>37</b>	<u>Claimant Type</u>	<u>Claims Paid</u>	<u>Amount Paid</u>	<b>Payments in County</b>  <ul style="list-style-type: none"> <li><span style="color: green;">■</span> Both</li> </ul>
		Resident and Loss in County	1	\$25,500.00	
		<b>Totals:</b>	<b>1</b>	<b>\$25,500.00</b>	
<b>Jasper (Texas)</b>	<b>8</b>	<u>Claimant Type</u>	<u>Claims Paid</u>	<u>Amount Paid</u>	<b>Payments in County</b>  <ul style="list-style-type: none"> <li><span style="color: green;">■</span> Resident</li> </ul>
		Resident of County	4	\$170,700.00	
		<b>Totals:</b>	<b>4</b>	<b>\$170,700.00</b>	
<b>Jefferson (Alabama)</b>	<b>482</b>	<u>Claimant Type</u>	<u>Claims Paid</u>	<u>Amount Paid</u>	<b>Payments in County</b>  <ul style="list-style-type: none"> <li><span style="color: green;">■</span> Resident</li> <li><span style="color: lightgreen;">■</span> Loss</li> <li><span style="color: blue;">■</span> Both</li> </ul>
		Resident of County	286	\$3,529,200.00	
		Resident and Loss in County	4	\$103,900.00	
		Claim Loss in County	2	\$54,800.00	
<b>Totals:</b>	<b>292</b>	<b>\$3,687,900.00</b>			
<b>Jefferson (Florida)</b>	<b>12</b>	<u>Claimant Type</u>	<u>Claims Paid</u>	<u>Amount Paid</u>	<b>Payments in County</b>  <ul style="list-style-type: none"> <li><span style="color: green;">■</span> Resident</li> <li><span style="color: lightgreen;">■</span> Loss</li> <li><span style="color: blue;">■</span> Both</li> </ul>
		Resident of County	3	\$93,000.00	
		Resident and Loss in County	2	\$2,500.00	
		Claim Loss in County	1	\$6,000.00	
<b>Totals:</b>	<b>6</b>	<b>\$101,500.00</b>			


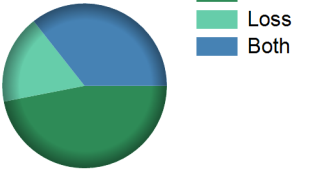
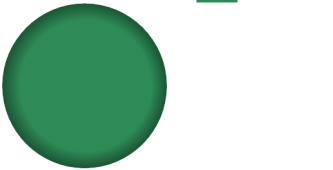
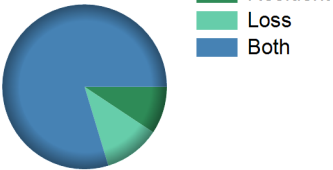
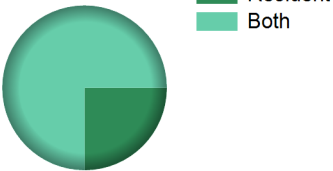
## GCCF Program Statistics - Overall Summary (as of October 18, 2010, 5:05 PM ET)

County	Total Claims	Claimant Type	Claims Paid	Amount Paid	Payments in County
Jefferson (Louisiana)	26,914				
		Resident of County	2,064	\$32,194,880.32	
		Resident and Loss in County	3,187	\$69,141,400.00	
		Claim Loss in County	1,281	\$20,838,185.21	
		<b>Totals:</b>	<b>6,532</b>	<b>\$122,174,465.53</b>	
Jefferson (Texas)	628				
		Resident of County	98	\$2,926,700.00	
		Resident and Loss in County	251	\$5,842,700.00	
		Claim Loss in County	49	\$1,200,100.00	
		<b>Totals:</b>	<b>398</b>	<b>\$9,969,500.00</b>	
Jefferson Davis (Louisiana)	36				
		Resident of County	4	\$48,600.00	
		Resident and Loss in County	8	\$231,500.00	
		Claim Loss in County	2	\$65,000.00	
		<b>Totals:</b>	<b>14</b>	<b>\$345,100.00</b>	
Jim Hogg (Texas)	1				
		Claim Loss in County	1	\$32,400.00	
		<b>Totals:</b>	<b>1</b>	<b>\$32,400.00</b>	
Jim Wells (Texas)	1				
		Resident and Loss in County	1	\$79,900.00	
		<b>Totals:</b>	<b>1</b>	<b>\$79,900.00</b>	

## GCCF Program Statistics - Overall Summary (as of October 18, 2010, 5:05 PM ET)

County	Total Claims	Claimant Type	Claims Paid	Amount Paid	Payments in County
Johnson (Texas)	11	<u>Claimant Type</u>	<u>Claims Paid</u>	<u>Amount Paid</u>	Payments in County  <ul style="list-style-type: none"> <li>Resident</li> </ul>
		Resident of County	3	\$111,000.00	
		<b>Totals:</b>	<b>3</b>	<b>\$111,000.00</b>	
Jones (Mississippi)	108	<u>Claimant Type</u>	<u>Claims Paid</u>	<u>Amount Paid</u>	Payments in County  <ul style="list-style-type: none"> <li>Resident</li> <li>Both</li> </ul>
		Resident of County	10	\$184,900.00	
		Resident and Loss in County	1	\$50,000.00	
<b>Totals:</b>	<b>11</b>	<b>\$234,900.00</b>			
Kemper (Mississippi)	6	<u>Claimant Type</u>	<u>Claims Paid</u>	<u>Amount Paid</u>	Payments in County  <ul style="list-style-type: none"> <li>Loss</li> </ul>
		Claim Loss in County	2	\$108,800.00	
		<b>Totals:</b>	<b>2</b>	<b>\$108,800.00</b>	
Kendall (Texas)	2	<u>Claimant Type</u>	<u>Claims Paid</u>	<u>Amount Paid</u>	Payments in County  <ul style="list-style-type: none"> <li>Resident</li> </ul>
		Resident of County	2	\$15,700.00	
		<b>Totals:</b>	<b>2</b>	<b>\$15,700.00</b>	
Kleberg (Texas)	1	<u>Claimant Type</u>	<u>Claims Paid</u>	<u>Amount Paid</u>	Payments in County  <ul style="list-style-type: none"> <li>Resident</li> </ul>
		Resident of County	1	\$32,400.00	
		<b>Totals:</b>	<b>1</b>	<b>\$32,400.00</b>	



## GCCF Program Statistics - Overall Summary (as of October 18, 2010, 5:05 PM ET)

County	Total Claims	Claimant Type	Claims Paid	Amount Paid	Payments in County
Lafayette (Florida)	4	<u>Claimant Type</u>	<u>Claims Paid</u>	<u>Amount Paid</u>	Payments in County 
		Resident and Loss in County	1	\$226,700.00	
		<b>Totals:</b>	<b>1</b>	<b>\$226,700.00</b>	
Lafayette (Louisiana)	953	<u>Claimant Type</u>	<u>Claims Paid</u>	<u>Amount Paid</u>	Payments in County 
		Resident of County	176	\$4,654,800.00	
		Resident and Loss in County	112	\$3,532,700.00	
		Claim Loss in County	68	\$1,730,900.00	
		<b>Totals:</b>	<b>356</b>	<b>\$9,918,400.00</b>	
Lafayette (Mississippi)	10	<u>Claimant Type</u>	<u>Claims Paid</u>	<u>Amount Paid</u>	Payments in County 
		Resident of County	6	\$76,000.00	
		<b>Totals:</b>	<b>6</b>	<b>\$76,000.00</b>	
Lafourche (Louisiana)	2,214	<u>Claimant Type</u>	<u>Claims Paid</u>	<u>Amount Paid</u>	Payments in County 
		Resident of County	170	\$3,859,800.00	
		Resident and Loss in County	948	\$33,013,900.00	
		Claim Loss in County	204	\$4,565,180.32	
		<b>Totals:</b>	<b>1,322</b>	<b>\$41,438,880.32</b>	
Lake (Florida)	27	<u>Claimant Type</u>	<u>Claims Paid</u>	<u>Amount Paid</u>	Payments in County 
		Resident of County	6	\$45,900.00	
		Resident and Loss in County	5	\$137,900.00	
		<b>Totals:</b>	<b>11</b>	<b>\$183,800.00</b>	

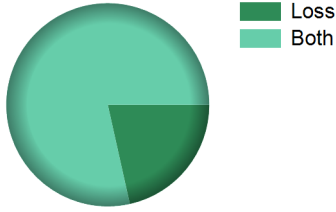


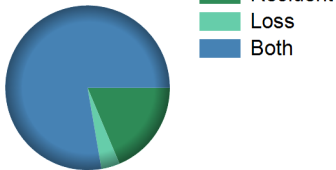



## GCCF Program Statistics - Overall Summary


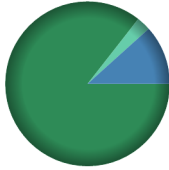
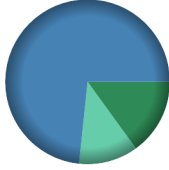
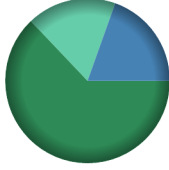

(as of October 18, 2010, 5:05 PM ET)

County	Total Claims	Claimant Type	Claims Paid	Amount Paid	Payments in County
<b>Lamar (Mississippi)</b>	<b>113</b>	<u>Claimant Type</u>	<u>Claims Paid</u>	<u>Amount Paid</u>	<b>Payments in County</b>  <ul style="list-style-type: none"> <li><span style="color: green;">■</span> Resident</li> <li><span style="color: lightgreen;">■</span> Loss</li> <li><span style="color: blue;">■</span> Both</li> </ul>
		Resident of County	9	\$140,900.00	
		Resident and Loss in County	2	\$21,500.00	
		Claim Loss in County	2	\$34,000.00	
<b>Totals:</b>	<b>13</b>	<b>\$196,400.00</b>			
<b>Lamar (Texas)</b>	<b>1</b>	<u>Claimant Type</u>	<u>Claims Paid</u>	<u>Amount Paid</u>	<b>Payments in County</b>  <ul style="list-style-type: none"> <li><span style="color: green;">■</span> Resident</li> </ul>
		Resident of County	1	\$3,200.00	
		<b>Totals:</b>	<b>1</b>	<b>\$3,200.00</b>	
<b>Lauderdale (Alabama)</b>	<b>25</b>	<u>Claimant Type</u>	<u>Claims Paid</u>	<u>Amount Paid</u>	<b>Payments in County</b>  <ul style="list-style-type: none"> <li><span style="color: green;">■</span> Resident</li> </ul>
		Resident of County	15	\$152,200.00	
		<b>Totals:</b>	<b>15</b>	<b>\$152,200.00</b>	
<b>Lauderdale (Mississippi)</b>	<b>55</b>	<u>Claimant Type</u>	<u>Claims Paid</u>	<u>Amount Paid</u>	<b>Payments in County</b>  <ul style="list-style-type: none"> <li><span style="color: green;">■</span> Resident</li> </ul>
		Resident of County	15	\$150,100.00	
		<b>Totals:</b>	<b>15</b>	<b>\$150,100.00</b>	
<b>Lawrence (Alabama)</b>	<b>7</b>	<u>Claimant Type</u>	<u>Claims Paid</u>	<u>Amount Paid</u>	<b>Payments in County</b>  <ul style="list-style-type: none"> <li><span style="color: green;">■</span> Resident</li> <li><span style="color: lightgreen;">■</span> Loss</li> </ul>
		Resident of County	2	\$21,200.00	
		Claim Loss in County	1	\$1,400.00	
		<b>Totals:</b>	<b>3</b>	<b>\$22,600.00</b>	

## GCCF Program Statistics - Overall Summary (as of October 18, 2010, 5:05 PM ET)


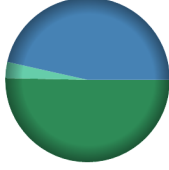

County	Total Claims	Claimant Type	Claims Paid	Amount Paid	Payments in County
Lawrence (Mississippi)	64	<u>Claimant Type</u>	<u>Claims Paid</u>	<u>Amount Paid</u>	Payments in County 
		Resident and Loss in County	5	\$67,500.00	
		Claim Loss in County	2	\$18,500.00	
		<b>Totals:</b>	<b>7</b>	<b>\$86,000.00</b>	
Leake (Mississippi)	12	<u>Claimant Type</u>	<u>Claims Paid</u>	<u>Amount Paid</u>	Payments in County 
		Resident of County	2	\$63,000.00	
		<b>Totals:</b>	<b>2</b>	<b>\$63,000.00</b>	
Lee (Alabama)	67	<u>Claimant Type</u>	<u>Claims Paid</u>	<u>Amount Paid</u>	Payments in County 
		Resident of County	31	\$290,300.00	
		<b>Totals:</b>	<b>31</b>	<b>\$290,300.00</b>	
Lee (Florida)	849	<u>Claimant Type</u>	<u>Claims Paid</u>	<u>Amount Paid</u>	Payments in County 
		Resident of County	18	\$568,000.00	
		Resident and Loss in County	83	\$2,364,900.00	
		Claim Loss in County	15	\$110,500.00	
		<b>Totals:</b>	<b>116</b>	<b>\$3,043,400.00</b>	
Lee (Mississippi)	13	<u>Claimant Type</u>	<u>Claims Paid</u>	<u>Amount Paid</u>	Payments in County 
		Resident of County	8	\$88,000.00	
		<b>Totals:</b>	<b>8</b>	<b>\$88,000.00</b>	

## GCCF Program Statistics - Overall Summary (as of October 18, 2010, 5:05 PM ET)

County	Total Claims	Claimant Type	Claims Paid	Amount Paid	Payments in County
<b>Leflore (Mississippi)</b>	<b>2</b>	<u>Claimant Type</u>	<u>Claims Paid</u>	<u>Amount Paid</u>	<b>Payments in County</b>  <ul style="list-style-type: none"> <li>Resident</li> </ul>
		Resident of County	1	\$7,800.00	
		<b>Totals:</b>	<b>1</b>	<b>\$7,800.00</b>	
<b>Leon (Florida)</b>	<b>321</b>	<u>Claimant Type</u>	<u>Claims Paid</u>	<u>Amount Paid</u>	<b>Payments in County</b>  <ul style="list-style-type: none"> <li>Resident</li> <li>Loss</li> <li>Both</li> </ul>
		Resident of County	79	\$1,553,900.00	
		Resident and Loss in County	6	\$211,800.00	
		Claim Loss in County	4	\$50,300.00	
<b>Totals:</b>	<b>89</b>	<b>\$1,816,000.00</b>			
<b>Levy (Florida)</b>	<b>135</b>	<u>Claimant Type</u>	<u>Claims Paid</u>	<u>Amount Paid</u>	<b>Payments in County</b>  <ul style="list-style-type: none"> <li>Resident</li> <li>Loss</li> <li>Both</li> </ul>
		Resident of County	11	\$311,000.00	
		Resident and Loss in County	64	\$1,519,500.00	
		Claim Loss in County	9	\$241,100.00	
<b>Totals:</b>	<b>84</b>	<b>\$2,071,600.00</b>			
<b>Liberty (Florida)</b>	<b>48</b>	<u>Claimant Type</u>	<u>Claims Paid</u>	<u>Amount Paid</u>	<b>Payments in County</b>  <ul style="list-style-type: none"> <li>Resident</li> <li>Loss</li> <li>Both</li> </ul>
		Resident of County	16	\$145,500.00	
		Resident and Loss in County	4	\$45,200.00	
		Claim Loss in County	1	\$40,600.00	
<b>Totals:</b>	<b>21</b>	<b>\$231,300.00</b>			
<b>Liberty (Texas)</b>	<b>9</b>	<u>Claimant Type</u>	<u>Claims Paid</u>	<u>Amount Paid</u>	<b>Payments in County</b>  <ul style="list-style-type: none"> <li>Resident</li> <li>Both</li> </ul>
		Resident of County	1	\$21,500.00	
		Resident and Loss in County	2	\$105,000.00	
		<b>Totals:</b>	<b>3</b>	<b>\$126,500.00</b>	




## GCCF Program Statistics - Overall Summary

(as of October 18, 2010, 5:05 PM ET)

County	Total Claims	Claimant Type	Claims Paid	Amount Paid	Payments in County
<b>Limestone (Alabama)</b>	<b>40</b>	<u>Claimant Type</u>	<u>Claims Paid</u>	<u>Amount Paid</u>	<b>Payments in County</b>  Resident
		Resident of County	27	\$415,700.00	
		<b>Totals:</b>	<b>27</b>	<b>\$415,700.00</b>	
		<b>Lincoln (Louisiana)</b>	<b>16</b>	<u>Claimant Type</u>	
Resident of County	4			\$133,100.00	
<b>Totals:</b>	<b>4</b>			<b>\$133,100.00</b>	
<b>Lincoln (Mississippi)</b>	<b>23</b>			<u>Claimant Type</u>	<u>Claims Paid</u>
		Resident of County	4	\$112,400.00	
		Resident and Loss in County	1	\$22,200.00	
		Claim Loss in County	1	\$100,000.00	
		<b>Totals:</b>	<b>6</b>	<b>\$234,600.00</b>	
<b>Livingston (Louisiana)</b>	<b>206</b>	<u>Claimant Type</u>	<u>Claims Paid</u>	<u>Amount Paid</u>	<b>Payments in County</b>  Resident, Loss, Both
		Resident of County	42	\$1,001,200.00	
		Resident and Loss in County	20	\$924,700.00	
		Claim Loss in County	3	\$63,000.00	
		<b>Totals:</b>	<b>65</b>	<b>\$1,988,900.00</b>	
<b>Lowndes (Mississippi)</b>	<b>28</b>	<u>Claimant Type</u>	<u>Claims Paid</u>	<u>Amount Paid</u>	<b>Payments in County</b>  Resident, Both
		Resident of County	10	\$102,500.00	
		Resident and Loss in County	1	\$2,400.00	
		<b>Totals:</b>	<b>11</b>	<b>\$104,900.00</b>	

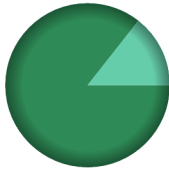
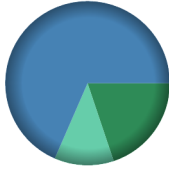


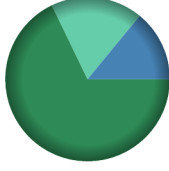
## GCCF Program Statistics - Overall Summary

(as of October 18, 2010, 5:05 PM ET)

County	Total Claims	Claimant Type	Claims Paid	Amount Paid	Payments in County
Lubbock (Texas)	3	<u>Claimant Type</u>	<u>Claims Paid</u>	<u>Amount Paid</u>	Payments in County  <ul style="list-style-type: none"> <li>Resident</li> </ul>
		Resident of County	1	\$2,400.00	
		<b>Totals:</b>	<b>1</b>	<b>\$2,400.00</b>	
Macon (Alabama)	3	<u>Claimant Type</u>	<u>Claims Paid</u>	<u>Amount Paid</u>	Payments in County  <ul style="list-style-type: none"> <li>Resident</li> </ul>
		Resident of County	1	\$5,000.00	
		<b>Totals:</b>	<b>1</b>	<b>\$5,000.00</b>	
Madison (Alabama)	209	<u>Claimant Type</u>	<u>Claims Paid</u>	<u>Amount Paid</u>	Payments in County  <ul style="list-style-type: none"> <li>Resident</li> <li>Loss</li> <li>Both</li> </ul>
		Resident of County	120	\$1,517,200.00	
		Resident and Loss in County	1	\$48,000.00	
		Claim Loss in County	1	\$3,000.00	
		<b>Totals:</b>	<b>122</b>	<b>\$1,568,200.00</b>	
Madison (Florida)	6	<u>Claimant Type</u>	<u>Claims Paid</u>	<u>Amount Paid</u>	Payments in County  <ul style="list-style-type: none"> <li>Resident</li> <li>Loss</li> </ul>
		Resident of County	1	\$2,100.00	
		Claim Loss in County	1	\$1,200.00	
<b>Totals:</b>	<b>2</b>	<b>\$3,300.00</b>			
Madison (Louisiana)	2	<u>Claimant Type</u>	<u>Claims Paid</u>	<u>Amount Paid</u>	Payments in County  <ul style="list-style-type: none"> <li>Resident</li> </ul>
		Resident of County	1	\$16,200.00	
		<b>Totals:</b>	<b>1</b>	<b>\$16,200.00</b>	

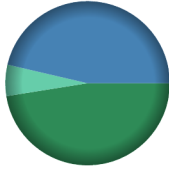


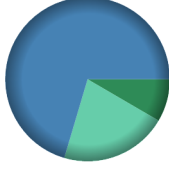

## GCCF Program Statistics - Overall Summary

(as of October 18, 2010, 5:05 PM ET)

County	Total Claims	Claimant Type	Claims Paid	Amount Paid	Payments in County
<b>Madison (Mississippi)</b>	<b>77</b>	<u>Claimant Type</u>	<u>Claims Paid</u>	<u>Amount Paid</u>	<b>Payments in County</b>  <ul style="list-style-type: none"> <li><span style="color: green;">■</span> Resident</li> <li><span style="color: lightgreen;">■</span> Both</li> </ul>
		Resident of County	29	\$311,400.00	
		Resident and Loss in County	3	\$52,400.00	
		<b>Totals:</b>	<b>32</b>	<b>\$363,800.00</b>	
<b>Manatee (Florida)</b>	<b>195</b>	<u>Claimant Type</u>	<u>Claims Paid</u>	<u>Amount Paid</u>	<b>Payments in County</b>  <ul style="list-style-type: none"> <li><span style="color: green;">■</span> Resident</li> <li><span style="color: lightgreen;">■</span> Loss</li> <li><span style="color: blue;">■</span> Both</li> </ul>
		Resident of County	17	\$451,000.00	
		Resident and Loss in County	36	\$1,555,600.00	
		Claim Loss in County	10	\$265,100.00	
<b>Totals:</b>	<b>63</b>	<b>\$2,271,700.00</b>			
<b>Marengo (Alabama)</b>	<b>17</b>	<u>Claimant Type</u>	<u>Claims Paid</u>	<u>Amount Paid</u>	<b>Payments in County</b>  <ul style="list-style-type: none"> <li><span style="color: green;">■</span> Resident</li> </ul>
		Resident of County	11	\$83,200.00	
		<b>Totals:</b>	<b>11</b>	<b>\$83,200.00</b>	
<b>Marion (Alabama)</b>	<b>4</b>	<u>Claimant Type</u>	<u>Claims Paid</u>	<u>Amount Paid</u>	<b>Payments in County</b>  <ul style="list-style-type: none"> <li><span style="color: green;">■</span> Resident</li> </ul>
		Resident of County	1	\$1,200.00	
		<b>Totals:</b>	<b>1</b>	<b>\$1,200.00</b>	
<b>Marion (Florida)</b>	<b>44</b>	<u>Claimant Type</u>	<u>Claims Paid</u>	<u>Amount Paid</u>	<b>Payments in County</b>  <ul style="list-style-type: none"> <li><span style="color: green;">■</span> Resident</li> <li><span style="color: lightgreen;">■</span> Loss</li> <li><span style="color: blue;">■</span> Both</li> </ul>
		Resident of County	9	\$97,500.00	
		Resident and Loss in County	1	\$20,200.00	
		Claim Loss in County	1	\$26,000.00	
<b>Totals:</b>	<b>11</b>	<b>\$143,700.00</b>			

## GCCF Program Statistics - Overall Summary

(as of October 18, 2010, 5:05 PM ET)

County	Total Claims	Claimant Type	Claims Paid	Amount Paid	Payments in County
<b>Marion (Mississippi)</b>	<b>170</b>	<u>Claimant Type</u>	<u>Claims Paid</u>	<u>Amount Paid</u>	<b>Payments in County</b>  <ul style="list-style-type: none"> <li><span style="color: green;">■</span> Resident</li> <li><span style="color: lightgreen;">■</span> Loss</li> <li><span style="color: blue;">■</span> Both</li> </ul>
		Resident of County	6	\$138,600.00	
		Resident and Loss in County	6	\$135,300.00	
		Claim Loss in County	1	\$18,000.00	
<b>Totals:</b>	<b>13</b>	<b>\$291,900.00</b>			
<b>Marshall (Alabama)</b>	<b>44</b>	<u>Claimant Type</u>	<u>Claims Paid</u>	<u>Amount Paid</u>	<b>Payments in County</b>  <ul style="list-style-type: none"> <li><span style="color: green;">■</span> Resident</li> <li><span style="color: lightgreen;">■</span> Both</li> </ul>
		Resident of County	23	\$294,700.00	
		Resident and Loss in County	1	\$37,200.00	
		<b>Totals:</b>	<b>24</b>	<b>\$331,900.00</b>	
<b>Martin (Florida)</b>	<b>21</b>	<u>Claimant Type</u>	<u>Claims Paid</u>	<u>Amount Paid</u>	<b>Payments in County</b>  <ul style="list-style-type: none"> <li><span style="color: green;">■</span> Resident</li> <li><span style="color: lightgreen;">■</span> Both</li> </ul>
		Resident of County	2	\$27,200.00	
		Resident and Loss in County	5	\$109,500.00	
		<b>Totals:</b>	<b>7</b>	<b>\$136,700.00</b>	
<b>Matagorda (Texas)</b>	<b>160</b>	<u>Claimant Type</u>	<u>Claims Paid</u>	<u>Amount Paid</u>	<b>Payments in County</b>  <ul style="list-style-type: none"> <li><span style="color: green;">■</span> Resident</li> <li><span style="color: lightgreen;">■</span> Loss</li> <li><span style="color: blue;">■</span> Both</li> </ul>
		Resident of County	12	\$320,900.00	
		Resident and Loss in County	58	\$2,684,400.00	
		Claim Loss in County	11	\$806,400.00	
<b>Totals:</b>	<b>81</b>	<b>\$3,811,700.00</b>			
<b>McLennan (Texas)</b>	<b>12</b>	<u>Claimant Type</u>	<u>Claims Paid</u>	<u>Amount Paid</u>	<b>Payments in County</b>  <ul style="list-style-type: none"> <li><span style="color: green;">■</span> Resident</li> </ul>
		Resident of County	9	\$177,800.00	
		<b>Totals:</b>	<b>9</b>	<b>\$177,800.00</b>	

## GCCF Program Statistics - Overall Summary






(as of October 18, 2010, 5:05 PM ET)

County	Total Claims	Claimant Type	Claims Paid	Amount Paid	Payments in County
<b>Miami-dade (Florida)</b>	<b>368</b>	<u>Claimant Type</u>	<u>Claims Paid</u>	<u>Amount Paid</u>	
		Resident of County	20	\$344,500.00	
		Resident and Loss in County	14	\$569,300.00	
		Claim Loss in County	10	\$272,000.00	
<b>Totals:</b>	<b>44</b>	<b>\$1,185,800.00</b>			
<b>Milam (Texas)</b>	<b>1</b>	<u>Claimant Type</u>	<u>Claims Paid</u>	<u>Amount Paid</u>	
		Resident of County	1	\$5,800.00	
		<b>Totals:</b>	<b>1</b>	<b>\$5,800.00</b>	
<b>Mobile (Alabama)</b>	<b>15,827</b>	<u>Claimant Type</u>	<u>Claims Paid</u>	<u>Amount Paid</u>	
		Resident of County	676	\$10,721,465.00	
		Resident and Loss in County	4,068	\$79,890,000.00	
		Claim Loss in County	417	\$9,187,400.00	
<b>Totals:</b>	<b>5,161</b>	<b>\$99,798,865.00</b>			
<b>Monroe (Alabama)</b>	<b>72</b>	<u>Claimant Type</u>	<u>Claims Paid</u>	<u>Amount Paid</u>	
		Resident of County	34	\$599,600.00	
		Resident and Loss in County	11	\$145,400.00	
		<b>Totals:</b>	<b>45</b>	<b>\$745,000.00</b>	
<b>Monroe (Florida)</b>	<b>1,498</b>	<u>Claimant Type</u>	<u>Claims Paid</u>	<u>Amount Paid</u>	
		Resident of County	17	\$481,800.00	
		Resident and Loss in County	405	\$12,288,700.00	
		Claim Loss in County	19	\$268,400.00	
<b>Totals:</b>	<b>441</b>	<b>\$13,038,900.00</b>			




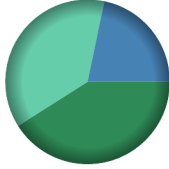



## GCCF Program Statistics - Overall Summary

(as of October 18, 2010, 5:05 PM ET)


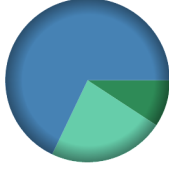


County	Total Claims	Claimant Type	Claims Paid	Amount Paid	Payments in County
<b>Monroe (Mississippi)</b>	<b>12</b>	<u>Claimant Type</u>	<u>Claims Paid</u>	<u>Amount Paid</u>	<b>Payments in County</b>  <ul style="list-style-type: none"> <li>Resident</li> </ul>
		Resident of County	8	\$94,400.00	
		<b>Totals:</b>	<b>8</b>	<b>\$94,400.00</b>	
<b>Montgomery (Alabama)</b>	<b>178</b>	<u>Claimant Type</u>	<u>Claims Paid</u>	<u>Amount Paid</u>	<b>Payments in County</b>  <ul style="list-style-type: none"> <li>Resident</li> <li>Both</li> </ul>
		Resident of County	80	\$1,057,400.00	
		Resident and Loss in County	3	\$241,700.00	
		<b>Totals:</b>	<b>83</b>	<b>\$1,299,100.00</b>	
<b>Montgomery (Mississippi)</b>	<b>1</b>	<u>Claimant Type</u>	<u>Claims Paid</u>	<u>Amount Paid</u>	<b>Payments in County</b>  <ul style="list-style-type: none"> <li>Resident</li> </ul>
		Resident of County	1	\$20,000.00	
		<b>Totals:</b>	<b>1</b>	<b>\$20,000.00</b>	
<b>Montgomery (Texas)</b>	<b>78</b>	<u>Claimant Type</u>	<u>Claims Paid</u>	<u>Amount Paid</u>	<b>Payments in County</b>  <ul style="list-style-type: none"> <li>Resident</li> <li>Both</li> </ul>
		Resident of County	18	\$320,700.00	
		Resident and Loss in County	2	\$70,700.00	
		<b>Totals:</b>	<b>20</b>	<b>\$391,400.00</b>	
<b>Morgan (Alabama)</b>	<b>69</b>	<u>Claimant Type</u>	<u>Claims Paid</u>	<u>Amount Paid</u>	<b>Payments in County</b>  <ul style="list-style-type: none"> <li>Resident</li> </ul>
		Resident of County	45	\$517,300.00	
		<b>Totals:</b>	<b>45</b>	<b>\$517,300.00</b>	

## GCCF Program Statistics - Overall Summary

(as of October 18, 2010, 5:05 PM ET)

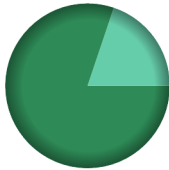
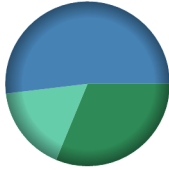
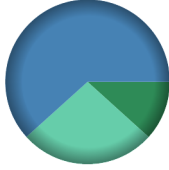

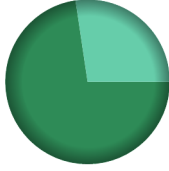
County	Total Claims	Claimant Type	Claims Paid	Amount Paid	Payments in County
<b>Nacogdoches (Texas)</b>	<b>12</b>	<u>Claimant Type</u>	<u>Claims Paid</u>	<u>Amount Paid</u>	<b>Payments in County</b>  <ul style="list-style-type: none"> <li><span style="color: green;">■</span> Resident</li> <li><span style="color: lightgreen;">■</span> Loss</li> </ul>
		Resident of County	1	\$41,600.00	
		Claim Loss in County	4	\$250,400.00	
		<b>Totals:</b>	<b>5</b>	<b>\$292,000.00</b>	
<b>Nassau (Florida)</b>	<b>11</b>	<u>Claimant Type</u>	<u>Claims Paid</u>	<u>Amount Paid</u>	<b>Payments in County</b>  <ul style="list-style-type: none"> <li><span style="color: green;">■</span> Resident</li> <li><span style="color: lightgreen;">■</span> Loss</li> <li><span style="color: blue;">■</span> Both</li> </ul>
		Resident of County	2	\$58,700.00	
		Resident and Loss in County	2	\$31,100.00	
		Claim Loss in County	1	\$53,300.00	
<b>Totals:</b>	<b>5</b>	<b>\$143,100.00</b>			
<b>Natchitoches (Louisiana)</b>	<b>11</b>	<u>Claimant Type</u>	<u>Claims Paid</u>	<u>Amount Paid</u>	<b>Payments in County</b>  <ul style="list-style-type: none"> <li><span style="color: green;">■</span> Resident</li> <li><span style="color: lightgreen;">■</span> Both</li> </ul>
		Resident of County	3	\$61,000.00	
		Resident and Loss in County	2	\$48,400.00	
		<b>Totals:</b>	<b>5</b>	<b>\$109,400.00</b>	
<b>Neshoba (Mississippi)</b>	<b>32</b>	<u>Claimant Type</u>	<u>Claims Paid</u>	<u>Amount Paid</u>	<b>Payments in County</b>  <ul style="list-style-type: none"> <li><span style="color: green;">■</span> Resident</li> <li><span style="color: lightgreen;">■</span> Loss</li> </ul>
		Resident of County	1	\$138,900.00	
		Claim Loss in County	1	\$74,000.00	
		<b>Totals:</b>	<b>2</b>	<b>\$212,900.00</b>	
<b>Newton (Mississippi)</b>	<b>8</b>	<u>Claimant Type</u>	<u>Claims Paid</u>	<u>Amount Paid</u>	<b>Payments in County</b>  <ul style="list-style-type: none"> <li><span style="color: green;">■</span> Resident</li> </ul>
		Resident of County	2	\$80,000.00	
		<b>Totals:</b>	<b>2</b>	<b>\$80,000.00</b>	

## GCCF Program Statistics - Overall Summary (as of October 18, 2010, 5:05 PM ET)

County	Total Claims	Claimant Type	Claims Paid	Amount Paid	Payments in County
<b>Noxubee (Mississippi)</b>	<b>7</b>	<u>Claimant Type</u>	<u>Claims Paid</u>	<u>Amount Paid</u>	<b>Payments in County</b>  <ul style="list-style-type: none"> <li>Resident</li> </ul>
		Resident of County	1	\$8,800.00	
		<b>Totals:</b>	<b>1</b>	<b>\$8,800.00</b>	
		<b>Nueces (Texas)</b>	<b>38</b>	<u>Claimant Type</u>	
Resident of County	3			\$47,800.00	
Resident and Loss in County	3			\$73,900.00	
Claim Loss in County	1			\$15,200.00	
<b>Totals:</b>	<b>7</b>	<b>\$136,900.00</b>			
<b>Okaloosa (Florida)</b>	<b>15,002</b>	<u>Claimant Type</u>	<u>Claims Paid</u>	<u>Amount Paid</u>	<b>Payments in County</b>  <ul style="list-style-type: none"> <li>Resident</li> <li>Loss</li> <li>Both</li> </ul>
		Resident of County	946	\$13,245,800.00	
		Resident and Loss in County	5,027	\$97,396,500.00	
		Claim Loss in County	2,468	\$32,764,200.00	
<b>Totals:</b>	<b>8,441</b>	<b>\$143,406,500.00</b>			
<b>Okeechobee (Florida)</b>	<b>5</b>	<u>Claimant Type</u>	<u>Claims Paid</u>	<u>Amount Paid</u>	<b>Payments in County</b>  <ul style="list-style-type: none"> <li>Loss</li> </ul>
		Claim Loss in County	1	\$5,000.00	
		<b>Totals:</b>	<b>1</b>	<b>\$5,000.00</b>	
<b>Oktibbeha (Mississippi)</b>	<b>14</b>	<u>Claimant Type</u>	<u>Claims Paid</u>	<u>Amount Paid</u>	<b>Payments in County</b>  <ul style="list-style-type: none"> <li>Resident</li> </ul>
		Resident of County	8	\$98,800.00	
		<b>Totals:</b>	<b>8</b>	<b>\$98,800.00</b>	

## GCCF Program Statistics - Overall Summary

(as of October 18, 2010, 5:05 PM ET)

County	Total Claims	Claimant Type	Claims Paid	Amount Paid	Payments in County
<b>Orange (Florida)</b>	<b>196</b>	<u>Claimant Type</u>	<u>Claims Paid</u>	<u>Amount Paid</u>	<b>Payments in County</b>  <ul style="list-style-type: none"> <li><span style="color: green;">■</span> Resident</li> <li><span style="color: lightgreen;">■</span> Both</li> </ul>
		Resident of County	46	\$748,500.00	
		Resident and Loss in County	6	\$185,000.00	
		<b>Totals:</b>	<b>52</b>	<b>\$933,500.00</b>	
<b>Orange (Texas)</b>	<b>75</b>	<u>Claimant Type</u>	<u>Claims Paid</u>	<u>Amount Paid</u>	<b>Payments in County</b>  <ul style="list-style-type: none"> <li><span style="color: green;">■</span> Resident</li> <li><span style="color: lightgreen;">■</span> Loss</li> <li><span style="color: blue;">■</span> Both</li> </ul>
		Resident of County	18	\$245,700.00	
		Resident and Loss in County	16	\$407,900.00	
		Claim Loss in County	5	\$132,500.00	
<b>Totals:</b>	<b>39</b>	<b>\$786,100.00</b>			
<b>Orleans (Louisiana)</b>	<b>36,437</b>	<u>Claimant Type</u>	<u>Claims Paid</u>	<u>Amount Paid</u>	<b>Payments in County</b>  <ul style="list-style-type: none"> <li><span style="color: green;">■</span> Resident</li> <li><span style="color: lightgreen;">■</span> Loss</li> <li><span style="color: blue;">■</span> Both</li> </ul>
		Resident of County	1,037	\$15,601,500.00	
		Resident and Loss in County	5,718	\$82,327,800.00	
		Claim Loss in County	2,420	\$35,571,400.00	
<b>Totals:</b>	<b>9,175</b>	<b>\$133,500,700.00</b>			
<b>Osceola (Florida)</b>	<b>15</b>	<u>Claimant Type</u>	<u>Claims Paid</u>	<u>Amount Paid</u>	<b>Payments in County</b>  <ul style="list-style-type: none"> <li><span style="color: green;">■</span> Resident</li> </ul>
		Resident of County	3	\$27,400.00	
		<b>Totals:</b>	<b>3</b>	<b>\$27,400.00</b>	
<b>Ouachita (Louisiana)</b>	<b>70</b>	<u>Claimant Type</u>	<u>Claims Paid</u>	<u>Amount Paid</u>	<b>Payments in County</b>  <ul style="list-style-type: none"> <li><span style="color: green;">■</span> Resident</li> <li><span style="color: lightgreen;">■</span> Both</li> </ul>
		Resident of County	20	\$278,000.00	
		Resident and Loss in County	4	\$104,600.00	
		<b>Totals:</b>	<b>24</b>	<b>\$382,600.00</b>	

## GCCF Program Statistics - Overall Summary (as of October 18, 2010, 5:05 PM ET)

County	Total Claims	Claimant Type	Claims Paid	Amount Paid	Payments in County
<b>Palm Beach (Florida)</b>	<b>138</b>	<u>Claimant Type</u>	<u>Claims Paid</u>	<u>Amount Paid</u>	
		Resident of County	11	\$169,700.00	
		Resident and Loss in County	8	\$447,500.00	
		Claim Loss in County	3	\$21,300.00	
<b>Totals:</b>	<b>22</b>	<b>\$638,500.00</b>			
<b>Panola (Mississippi)</b>	<b>3</b>	<u>Claimant Type</u>	<u>Claims Paid</u>	<u>Amount Paid</u>	
		Resident of County	2	\$14,700.00	
		<b>Totals:</b>	<b>2</b>	<b>\$14,700.00</b>	
<b>Parker (Texas)</b>	<b>3</b>	<u>Claimant Type</u>	<u>Claims Paid</u>	<u>Amount Paid</u>	
		Resident of County	1	\$5,800.00	
		<b>Totals:</b>	<b>1</b>	<b>\$5,800.00</b>	
<b>Pasco (Florida)</b>	<b>327</b>	<u>Claimant Type</u>	<u>Claims Paid</u>	<u>Amount Paid</u>	
		Resident of County	64	\$1,198,300.00	
		Resident and Loss in County	87	\$2,447,200.00	
		Claim Loss in County	13	\$255,300.00	
<b>Totals:</b>	<b>164</b>	<b>\$3,900,800.00</b>			
<b>Pearl River (Mississippi)</b>	<b>451</b>	<u>Claimant Type</u>	<u>Claims Paid</u>	<u>Amount Paid</u>	
		Resident of County	83	\$1,349,700.00	
		Resident and Loss in County	16	\$567,900.00	
		Claim Loss in County	1	\$44,000.00	
<b>Totals:</b>	<b>100</b>	<b>\$1,961,600.00</b>			

## GCCF Program Statistics - Overall Summary

(as of October 18, 2010, 5:05 PM ET)

County	Total Claims	Claimant Type	Claims Paid	Amount Paid	Payments in County
Perry (Alabama)	3	<u>Claimant Type</u>	<u>Claims Paid</u>	<u>Amount Paid</u>	Payments in County 
		Claim Loss in County	1	\$35,000.00	
		<b>Totals:</b>	<b>1</b>	<b>\$35,000.00</b>	
Perry (Mississippi)	35	<u>Claimant Type</u>	<u>Claims Paid</u>	<u>Amount Paid</u>	Payments in County 
		Resident of County	2	\$71,600.00	
		Resident and Loss in County	3	\$44,200.00	
<b>Totals:</b>	<b>5</b>	<b>\$115,800.00</b>			
Pickens (Alabama)	10	<u>Claimant Type</u>	<u>Claims Paid</u>	<u>Amount Paid</u>	Payments in County 
		Resident of County	4	\$52,800.00	
		<b>Totals:</b>	<b>4</b>	<b>\$52,800.00</b>	
Pike (Alabama)	26	<u>Claimant Type</u>	<u>Claims Paid</u>	<u>Amount Paid</u>	Payments in County 
		Resident of County	4	\$28,000.00	
		<b>Totals:</b>	<b>4</b>	<b>\$28,000.00</b>	
Pike (Mississippi)	82	<u>Claimant Type</u>	<u>Claims Paid</u>	<u>Amount Paid</u>	Payments in County 
		Resident of County	13	\$157,200.00	
		Resident and Loss in County	1	\$100,000.00	
		Claim Loss in County	1	\$12,000.00	
<b>Totals:</b>	<b>15</b>	<b>\$269,200.00</b>			

## GCCF Program Statistics - Overall Summary

(as of October 18, 2010, 5:05 PM ET)

County	Total Claims	Claimant Type	Claims Paid	Amount Paid	Payments in County
<b>Pinellas (Florida)</b>	<b>1,414</b>	<u>Claimant Type</u>	<u>Claims Paid</u>	<u>Amount Paid</u>	<b>Payments in County</b> <ul style="list-style-type: none"> <li><span style="color: green;">■</span> Resident</li> <li><span style="color: lightgreen;">■</span> Loss</li> <li><span style="color: blue;">■</span> Both</li> </ul>
		Resident of County	41	\$1,347,900.00	
		Resident and Loss in County	324	\$6,477,700.00	
		Claim Loss in County	74	\$1,366,000.00	
<b>Totals:</b>	<b>439</b>	<b>\$9,191,600.00</b>			
<b>Plaquemines (Louisiana)</b>	<b>3,154</b>	<u>Claimant Type</u>	<u>Claims Paid</u>	<u>Amount Paid</u>	<b>Payments in County</b> <ul style="list-style-type: none"> <li><span style="color: green;">■</span> Resident</li> <li><span style="color: lightgreen;">■</span> Loss</li> <li><span style="color: blue;">■</span> Both</li> </ul>
		Resident of County	121	\$3,895,200.00	
		Resident and Loss in County	1,040	\$59,713,300.00	
		Claim Loss in County	547	\$17,333,200.00	
<b>Totals:</b>	<b>1,708</b>	<b>\$80,941,700.00</b>			
<b>Pointe Coupee (Louisiana)</b>	<b>25</b>	<u>Claimant Type</u>	<u>Claims Paid</u>	<u>Amount Paid</u>	<b>Payments in County</b> <ul style="list-style-type: none"> <li><span style="color: green;">■</span> Resident</li> <li><span style="color: lightgreen;">■</span> Both</li> </ul>
		Resident of County	4	\$120,800.00	
		Resident and Loss in County	2	\$37,000.00	
		<b>Totals:</b>	<b>6</b>	<b>\$157,800.00</b>	
<b>Polk (Florida)</b>	<b>72</b>	<u>Claimant Type</u>	<u>Claims Paid</u>	<u>Amount Paid</u>	<b>Payments in County</b> <ul style="list-style-type: none"> <li><span style="color: green;">■</span> Resident</li> <li><span style="color: lightgreen;">■</span> Loss</li> <li><span style="color: blue;">■</span> Both</li> </ul>
		Resident of County	9	\$144,600.00	
		Resident and Loss in County	5	\$145,000.00	
		Claim Loss in County	1	\$9,200.00	
<b>Totals:</b>	<b>15</b>	<b>\$298,800.00</b>			
<b>Polk (Texas)</b>	<b>5</b>	<u>Claimant Type</u>	<u>Claims Paid</u>	<u>Amount Paid</u>	<b>Payments in County</b> <ul style="list-style-type: none"> <li><span style="color: green;">■</span> Resident</li> </ul>
		Resident of County	2	\$81,700.00	
		<b>Totals:</b>	<b>2</b>	<b>\$81,700.00</b>	

## GCCF Program Statistics - Overall Summary






(as of October 18, 2010, 5:05 PM ET)

County	Total Claims	Claimant Type	Claims Paid	Amount Paid	Payments in County
Putnam (Florida)	9		<u>Claims Paid</u>	<u>Amount Paid</u>	Payments in County Both
		Resident and Loss in County	2	\$51,500.00	
		<b>Totals:</b>	<b>2</b>	<b>\$51,500.00</b>	
Randolph (Alabama)	7		<u>Claims Paid</u>	<u>Amount Paid</u>	Payments in County Resident
		Resident of County	4	\$50,300.00	
		<b>Totals:</b>	<b>4</b>	<b>\$50,300.00</b>	
Rankin (Mississippi)	65		<u>Claims Paid</u>	<u>Amount Paid</u>	Payments in County Resident Loss
		Resident of County	23	\$428,200.00	
		Claim Loss in County	1	\$2,000.00	
		<b>Totals:</b>	<b>24</b>	<b>\$430,200.00</b>	
Rapides (Louisiana)	110		<u>Claims Paid</u>	<u>Amount Paid</u>	Payments in County Resident Both
		Resident of County	16	\$313,800.00	
		Resident and Loss in County	5	\$309,800.00	
		<b>Totals:</b>	<b>21</b>	<b>\$623,600.00</b>	
Richland (Louisiana)	4		<u>Claims Paid</u>	<u>Amount Paid</u>	Payments in County Resident
		Resident of County	3	\$114,400.00	
		<b>Totals:</b>	<b>3</b>	<b>\$114,400.00</b>	


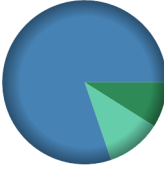




## GCCF Program Statistics - Overall Summary

(as of October 18, 2010, 5:05 PM ET)



County	Total Claims	Claimant Type	Claims Paid	Amount Paid	Payments in County
Rockwall (Texas)	6	<u>Claimant Type</u>	<u>Claims Paid</u>	<u>Amount Paid</u>	Payments in County  Resident
		Resident of County	3	\$46,500.00	
		<b>Totals:</b>	<b>3</b>	<b>\$46,500.00</b>	
Russell (Alabama)	13	<u>Claimant Type</u>	<u>Claims Paid</u>	<u>Amount Paid</u>	Payments in County  Resident
		Resident of County	2	\$21,100.00	
		<b>Totals:</b>	<b>2</b>	<b>\$21,100.00</b>	
Sabine (Louisiana)	8	<u>Claimant Type</u>	<u>Claims Paid</u>	<u>Amount Paid</u>	Payments in County  Resident
		Resident of County	1	\$16,800.00	
		<b>Totals:</b>	<b>1</b>	<b>\$16,800.00</b>	
Sabine (Texas)	1	<u>Claimant Type</u>	<u>Claims Paid</u>	<u>Amount Paid</u>	Payments in County  Resident
		Resident of County	1	\$40,000.00	
		<b>Totals:</b>	<b>1</b>	<b>\$40,000.00</b>	
San Jacinto (Texas)	5	<u>Claimant Type</u>	<u>Claims Paid</u>	<u>Amount Paid</u>	Payments in County  Resident Loss
		Resident of County	2	\$49,200.00	
		Claim Loss in County	1	\$30,000.00	
		<b>Totals:</b>	<b>3</b>	<b>\$79,200.00</b>	

## GCCF Program Statistics - Overall Summary (as of October 18, 2010, 5:05 PM ET)

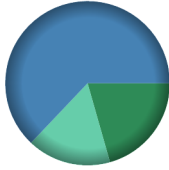


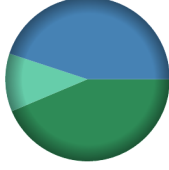
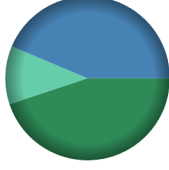
County	Total Claims	Claimant Type	Claims Paid	Amount Paid	Payments in County
<b>San Patricio (Texas)</b>	<b>26</b>	<u>Claimant Type</u>	<u>Claims Paid</u>	<u>Amount Paid</u>	<b>Payments in County</b>  Both
		Resident and Loss in County	4	\$127,000.00	
		<b>Totals:</b>	<b>4</b>	<b>\$127,000.00</b>	
		<b>Santa Rosa (Florida)</b>	<b>5,278</b>	<u>Claimant Type</u>	
Resident of County	664			\$8,591,600.00	
Resident and Loss in County	1,267			\$29,274,200.00	
Claim Loss in County	953			\$12,146,100.00	
<b>Totals:</b>	<b>2,884</b>			<b>\$50,011,900.00</b>	
<b>Sarasota (Florida)</b>	<b>196</b>	<u>Claimant Type</u>	<u>Claims Paid</u>	<u>Amount Paid</u>	<b>Payments in County</b>  Resident Loss Both
		Resident of County	7	\$65,900.00	
		Resident and Loss in County	20	\$589,500.00	
		Claim Loss in County	6	\$79,400.00	
		<b>Totals:</b>	<b>33</b>	<b>\$734,800.00</b>	
<b>Scott (Mississippi)</b>	<b>23</b>	<u>Claimant Type</u>	<u>Claims Paid</u>	<u>Amount Paid</u>	<b>Payments in County</b>  Resident
		Resident of County	6	\$58,000.00	
		<b>Totals:</b>	<b>6</b>	<b>\$58,000.00</b>	
<b>Seminole (Florida)</b>	<b>44</b>	<u>Claimant Type</u>	<u>Claims Paid</u>	<u>Amount Paid</u>	<b>Payments in County</b>  Resident
		Resident of County	12	\$169,000.00	
		<b>Totals:</b>	<b>12</b>	<b>\$169,000.00</b>	

## GCCF Program Statistics - Overall Summary

(as of October 18, 2010, 5:05 PM ET)

County	Count	Claimant Type	Claims Paid	Amount Paid	Payments in County
Sharkey (Mississippi)	1	Resident of County	1	\$4,800.00	 <ul style="list-style-type: none"> <li>Resident</li> </ul>
		<b>Totals:</b>	<b>1</b>	<b>\$4,800.00</b>	
		Shelby (Alabama)	188	Resident of County	
Resident and Loss in County	2			\$23,500.00	
Claim Loss in County	1			\$28,800.00	
<b>Totals:</b>	<b>113</b>			<b>\$1,366,300.00</b>	
Simpson (Mississippi)	32	Resident of County	2	\$36,200.00	 <ul style="list-style-type: none"> <li>Resident</li> </ul>
		<b>Totals:</b>	<b>2</b>	<b>\$36,200.00</b>	
		Smith (Texas)	5	Resident of County	
<b>Totals:</b>	<b>1</b>			<b>\$35,200.00</b>	
St. Bernard (Louisiana)	2,683			Resident of County	273
		Resident and Loss in County	643	\$21,735,800.00	
		Claim Loss in County	161	\$4,767,700.00	
		<b>Totals:</b>	<b>1,077</b>	<b>\$30,950,500.00</b>	

## GCCF Program Statistics - Overall Summary (as of October 18, 2010, 5:05 PM ET)

County	Total Claims	Claimant Type	Claims Paid	Amount Paid	Payments in County
<b>St. Charles (Louisiana)</b>	<b>1,877</b>	<u>Claimant Type</u>	<u>Claims Paid</u>	<u>Amount Paid</u>	 <ul style="list-style-type: none"> <li><span style="color: green;">■</span> Resident</li> <li><span style="color: lightgreen;">■</span> Loss</li> <li><span style="color: blue;">■</span> Both</li> </ul>
		Resident of County	138	\$2,021,800.00	
		Resident and Loss in County	195	\$6,177,000.00	
		Claim Loss in County	87	\$1,615,700.00	
<b>Totals:</b>	<b>420</b>	<b>\$9,814,500.00</b>			
<b>St. Clair (Alabama)</b>	<b>36</b>	<u>Claimant Type</u>	<u>Claims Paid</u>	<u>Amount Paid</u>	 <ul style="list-style-type: none"> <li><span style="color: green;">■</span> Resident</li> </ul>
		Resident of County	23	\$332,000.00	
		<b>Totals:</b>	<b>23</b>	<b>\$332,000.00</b>	
<b>St. Helena (Louisiana)</b>	<b>23</b>	<u>Claimant Type</u>	<u>Claims Paid</u>	<u>Amount Paid</u>	 <ul style="list-style-type: none"> <li><span style="color: green;">■</span> Resident</li> <li><span style="color: lightgreen;">■</span> Loss</li> </ul>
		Resident of County	3	\$50,500.00	
		Claim Loss in County	1	\$25,000.00	
		<b>Totals:</b>	<b>4</b>	<b>\$75,500.00</b>	
<b>St. James (Louisiana)</b>	<b>267</b>	<u>Claimant Type</u>	<u>Claims Paid</u>	<u>Amount Paid</u>	 <ul style="list-style-type: none"> <li><span style="color: green;">■</span> Resident</li> <li><span style="color: lightgreen;">■</span> Loss</li> <li><span style="color: blue;">■</span> Both</li> </ul>
		Resident of County	8	\$195,700.00	
		Resident and Loss in County	8	\$201,500.00	
		Claim Loss in County	1	\$51,300.00	
<b>Totals:</b>	<b>17</b>	<b>\$448,500.00</b>			
<b>St. John The Baptist (Louisiana)</b>	<b>2,134</b>	<u>Claimant Type</u>	<u>Claims Paid</u>	<u>Amount Paid</u>	 <ul style="list-style-type: none"> <li><span style="color: green;">■</span> Resident</li> <li><span style="color: lightgreen;">■</span> Loss</li> <li><span style="color: blue;">■</span> Both</li> </ul>
		Resident of County	85	\$1,144,000.00	
		Resident and Loss in County	45	\$1,112,200.00	
		Claim Loss in County	21	\$292,100.00	
<b>Totals:</b>	<b>151</b>	<b>\$2,548,300.00</b>			

## GCCF Program Statistics - Overall Summary




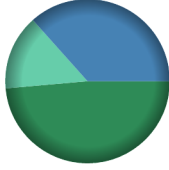

(as of October 18, 2010, 5:05 PM ET)

County	Total Claims	Claimant Type	Claims Paid	Amount Paid	Payments in County
St. Johns (Florida)	31	<u>Claimant Type</u>	<u>Claims Paid</u>	<u>Amount Paid</u>	<ul style="list-style-type: none"> <li>Resident</li> <li>Both</li> </ul>
		Resident of County	7	\$133,500.00	
		Resident and Loss in County	4	\$76,500.00	
		<b>Totals:</b>	<b>11</b>	<b>\$210,000.00</b>	
St. Landry (Louisiana)	122	<u>Claimant Type</u>	<u>Claims Paid</u>	<u>Amount Paid</u>	<ul style="list-style-type: none"> <li>Resident</li> <li>Loss</li> <li>Both</li> </ul>
		Resident of County	18	\$394,100.00	
		Resident and Loss in County	13	\$438,400.00	
		Claim Loss in County	4	\$139,300.00	
<b>Totals:</b>	<b>35</b>	<b>\$971,800.00</b>			
St. Lucie (Florida)	21	<u>Claimant Type</u>	<u>Claims Paid</u>	<u>Amount Paid</u>	<ul style="list-style-type: none"> <li>Resident</li> <li>Both</li> </ul>
		Resident of County	3	\$66,500.00	
		Resident and Loss in County	1	\$60,000.00	
		<b>Totals:</b>	<b>4</b>	<b>\$126,500.00</b>	
St. Martin (Louisiana)	477	<u>Claimant Type</u>	<u>Claims Paid</u>	<u>Amount Paid</u>	<ul style="list-style-type: none"> <li>Resident</li> <li>Loss</li> <li>Both</li> </ul>
		Resident of County	46	\$1,104,000.00	
		Resident and Loss in County	175	\$4,038,550.00	
		Claim Loss in County	13	\$209,100.00	
<b>Totals:</b>	<b>234</b>	<b>\$5,351,650.00</b>			
St. Mary (Louisiana)	1,003	<u>Claimant Type</u>	<u>Claims Paid</u>	<u>Amount Paid</u>	<ul style="list-style-type: none"> <li>Resident</li> <li>Loss</li> <li>Both</li> </ul>
		Resident of County	91	\$2,153,900.00	
		Resident and Loss in County	295	\$7,790,200.00	
		Claim Loss in County	145	\$5,107,500.00	
<b>Totals:</b>	<b>531</b>	<b>\$15,051,600.00</b>			

## GCCF Program Statistics - Overall Summary (as of October 18, 2010, 5:05 PM ET)

County	Total Claims	Claimant Type	Claims Paid	Amount Paid	Payments in County
<b>St. Tammany (Louisiana)</b>	<b>3,764</b>	<u>Claimant Type</u>	<u>Claims Paid</u>	<u>Amount Paid</u>	
		Resident of County	441	\$8,826,100.00	
		Resident and Loss in County	625	\$17,951,700.00	
		Claim Loss in County	192	\$4,151,165.00	
<b>Totals:</b>		<b>1,258</b>	<b>\$30,928,965.00</b>		
<b>Stone (Mississippi)</b>	<b>411</b>	<u>Claimant Type</u>	<u>Claims Paid</u>	<u>Amount Paid</u>	
		Resident of County	53	\$972,800.00	
		Resident and Loss in County	15	\$696,000.00	
		Claim Loss in County	5	\$82,800.00	
<b>Totals:</b>		<b>73</b>	<b>\$1,751,600.00</b>		
<b>Sumter (Alabama)</b>	<b>5</b>	<u>Claimant Type</u>	<u>Claims Paid</u>	<u>Amount Paid</u>	
		Resident of County	1	\$46,200.00	
<b>Totals:</b>		<b>1</b>	<b>\$46,200.00</b>		
<b>Sumter (Florida)</b>	<b>9</b>	<u>Claimant Type</u>	<u>Claims Paid</u>	<u>Amount Paid</u>	
		Resident of County	4	\$63,300.00	
<b>Totals:</b>		<b>4</b>	<b>\$63,300.00</b>		
<b>Sunflower (Mississippi)</b>	<b>7</b>	<u>Claimant Type</u>	<u>Claims Paid</u>	<u>Amount Paid</u>	
		Resident of County	2	\$22,600.00	
<b>Totals:</b>		<b>2</b>	<b>\$22,600.00</b>		

## GCCF Program Statistics - Overall Summary (as of October 18, 2010, 5:05 PM ET)

County	Total Claims	Claimant Type	Claims Paid	Amount Paid	Payments in County
Suwannee (Florida)	4	<u>Claimant Type</u>	<u>Claims Paid</u>	<u>Amount Paid</u>	Payments in County  <ul style="list-style-type: none"> <li>Resident</li> </ul>
		Resident of County	1	\$3,200.00	
		<b>Totals:</b>	<b>1</b>	<b>\$3,200.00</b>	
Talladega (Alabama)	29	<u>Claimant Type</u>	<u>Claims Paid</u>	<u>Amount Paid</u>	Payments in County  <ul style="list-style-type: none"> <li>Resident</li> </ul>
		Resident of County	20	\$117,700.00	
		<b>Totals:</b>	<b>20</b>	<b>\$117,700.00</b>	
Tallapoosa (Alabama)	20	<u>Claimant Type</u>	<u>Claims Paid</u>	<u>Amount Paid</u>	Payments in County  <ul style="list-style-type: none"> <li>Resident</li> </ul>
		Resident of County	8	\$58,000.00	
		<b>Totals:</b>	<b>8</b>	<b>\$58,000.00</b>	
Tangipahoa (Louisiana)	770	<u>Claimant Type</u>	<u>Claims Paid</u>	<u>Amount Paid</u>	Payments in County  <ul style="list-style-type: none"> <li>Resident</li> <li>Loss</li> <li>Both</li> </ul>
		Resident of County	99	\$2,319,600.00	
		Resident and Loss in County	83	\$1,745,600.00	
		Claim Loss in County	21	\$706,600.00	
		<b>Totals:</b>	<b>203</b>	<b>\$4,771,800.00</b>	
Tarrant (Texas)	145	<u>Claimant Type</u>	<u>Claims Paid</u>	<u>Amount Paid</u>	Payments in County  <ul style="list-style-type: none"> <li>Resident</li> <li>Loss</li> <li>Both</li> </ul>
		Resident of County	43	\$836,300.00	
		Resident and Loss in County	4	\$351,100.00	
		Claim Loss in County	5	\$421,000.00	
		<b>Totals:</b>	<b>52</b>	<b>\$1,608,400.00</b>	


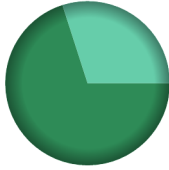



## GCCF Program Statistics - Overall Summary

(as of October 18, 2010, 5:05 PM ET)

County	Total Claims	Claimant Type	Claims Paid	Amount Paid	Payments in County
<b>Taylor (Florida)</b>	<b>57</b>	<u>Claimant Type</u>	<u>Claims Paid</u>	<u>Amount Paid</u>	<b>Payments in County</b> 
		Resident of County	7	\$294,300.00	
		Resident and Loss in County	29	\$860,600.00	
		Claim Loss in County	1	\$4,800.00	
<b>Totals:</b>	<b>37</b>	<b>\$1,159,700.00</b>			
<b>Terrebonne (Louisiana)</b>	<b>3,902</b>	<u>Claimant Type</u>	<u>Claims Paid</u>	<u>Amount Paid</u>	<b>Payments in County</b> 
		Resident of County	144	\$3,477,685.21	
		Resident and Loss in County	1,918	\$54,524,700.00	
		Claim Loss in County	307	\$8,345,000.00	
<b>Totals:</b>	<b>2,369</b>	<b>\$66,347,385.21</b>			
<b>Tishomingo (Mississippi)</b>	<b>1</b>	<u>Claimant Type</u>	<u>Claims Paid</u>	<u>Amount Paid</u>	<b>Payments in County</b> 
		Resident of County	1	\$2,100.00	
<b>Totals:</b>	<b>1</b>	<b>\$2,100.00</b>			
<b>Travis (Texas)</b>	<b>52</b>	<u>Claimant Type</u>	<u>Claims Paid</u>	<u>Amount Paid</u>	<b>Payments in County</b> 
		Resident of County	10	\$121,400.00	
		Resident and Loss in County	1	\$15,000.00	
		<b>Totals:</b>	<b>11</b>	<b>\$136,400.00</b>	
<b>Tuscaloosa (Alabama)</b>	<b>165</b>	<u>Claimant Type</u>	<u>Claims Paid</u>	<u>Amount Paid</u>	<b>Payments in County</b> 
		Resident of County	93	\$919,100.00	
		Resident and Loss in County	2	\$22,000.00	
		Claim Loss in County	2	\$49,000.00	
<b>Totals:</b>	<b>97</b>	<b>\$990,100.00</b>			



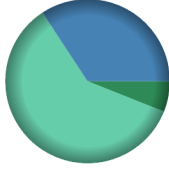




## GCCF Program Statistics - Overall Summary (as of October 18, 2010, 5:05 PM ET)

State	Total Claims	Claimant Type	Claims Paid	Amount Paid	Payments in County
Tyler (Texas)	3	<u>Claimant Type</u>	<u>Claims Paid</u>	<u>Amount Paid</u>	<b>Payments in County</b>  <ul style="list-style-type: none"> <li>Resident</li> </ul>
		Resident of County	3	\$28,000.00	
		<b>Totals:</b>	<b>3</b>	<b>\$28,000.00</b>	
Union (Louisiana)	8	<u>Claimant Type</u>	<u>Claims Paid</u>	<u>Amount Paid</u>	<b>Payments in County</b>  <ul style="list-style-type: none"> <li>Resident</li> <li>Both</li> </ul>
		Resident of County	2	\$95,500.00	
		Resident and Loss in County	1	\$40,800.00	
		<b>Totals:</b>	<b>3</b>	<b>\$136,300.00</b>	
Unknown (Alabama)	88	<u>Claimant Type</u>	<u>Claims Paid</u>	<u>Amount Paid</u>	<b>Payments in County</b>  <ul style="list-style-type: none"> <li>Resident</li> </ul>
		Resident of County	36	\$1,018,600.00	
		<b>Totals:</b>	<b>36</b>	<b>\$1,018,600.00</b>	
Unknown (Florida)	90	<u>Claimant Type</u>	<u>Claims Paid</u>	<u>Amount Paid</u>	<b>Payments in County</b>  <ul style="list-style-type: none"> <li>Resident</li> </ul>
		Resident of County	31	\$713,100.00	
		<b>Totals:</b>	<b>31</b>	<b>\$713,100.00</b>	
Unknown (Louisiana)	178	<u>Claimant Type</u>	<u>Claims Paid</u>	<u>Amount Paid</u>	<b>Payments in County</b>  <ul style="list-style-type: none"> <li>Resident</li> </ul>
		Resident of County	44	\$921,900.00	
		<b>Totals:</b>	<b>44</b>	<b>\$921,900.00</b>	

## GCCF Program Statistics - Overall Summary

(as of October 18, 2010, 5:05 PM ET)


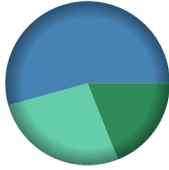

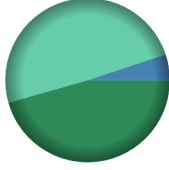
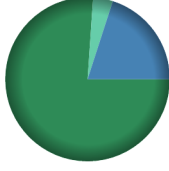
County	Total Claims	Claimant Type	Claims Paid	Amount Paid	Payments in County
<b>Unknown (Mississippi)</b>	<b>68</b>		<u>Claims Paid</u>	<u>Amount Paid</u>	<b>Payments in County</b>  <ul style="list-style-type: none"> <li>Resident</li> </ul>
		Resident of County	13	\$237,600.00	
		<b>Totals:</b>	<b>13</b>	<b>\$237,600.00</b>	
<b>Unknown (Texas)</b>	<b>8</b>		<u>Claims Paid</u>	<u>Amount Paid</u>	<b>Payments in County</b>  <ul style="list-style-type: none"> <li>Resident</li> </ul>
		Resident of County	2	\$85,000.00	
		<b>Totals:</b>	<b>2</b>	<b>\$85,000.00</b>	
<b>Vermilion (Louisiana)</b>	<b>1,091</b>		<u>Claims Paid</u>	<u>Amount Paid</u>	<b>Payments in County</b>  <ul style="list-style-type: none"> <li>Resident</li> <li>Loss</li> <li>Both</li> </ul>
		Resident of County	102	\$2,270,800.00	
		Resident and Loss in County	512	\$12,867,400.00	
		Claim Loss in County	160	\$22,443,000.00	
		<b>Totals:</b>	<b>774</b>	<b>\$37,581,200.00</b>	
<b>Vernon (Louisiana)</b>	<b>12</b>		<u>Claims Paid</u>	<u>Amount Paid</u>	<b>Payments in County</b>  <ul style="list-style-type: none"> <li>Resident</li> <li>Loss</li> </ul>
		Resident of County	1	\$10,000.00	
		Claim Loss in County	3	\$124,000.00	
		<b>Totals:</b>	<b>4</b>	<b>\$134,000.00</b>	
<b>Victoria (Texas)</b>	<b>7</b>		<u>Claims Paid</u>	<u>Amount Paid</u>	<b>Payments in County</b>  <ul style="list-style-type: none"> <li>Resident</li> </ul>
		Resident of County	3	\$44,700.00	
		<b>Totals:</b>	<b>3</b>	<b>\$44,700.00</b>	

## GCCF Program Statistics - Overall Summary (as of October 18, 2010, 5:05 PM ET)

County	Total Claims	Claimant Type	Claims Paid	Amount Paid	Payments in County
<b>Volusia (Florida)</b>	<b>53</b>	<u>Claimant Type</u>	<u>Claims Paid</u>	<u>Amount Paid</u>	<b>Payments in County</b> 
		Resident of County	5	\$184,100.00	
		Resident and Loss in County	4	\$482,000.00	
		Claim Loss in County	3	\$34,100.00	
<b>Totals:</b>	<b>12</b>	<b>\$700,200.00</b>			
<b>W. Baton Rouge (Louisiana)</b>	<b>44</b>	<u>Claimant Type</u>	<u>Claims Paid</u>	<u>Amount Paid</u>	<b>Payments in County</b> 
		Resident and Loss in County	1	\$28,100.00	
		Claim Loss in County	1	\$3,700.00	
<b>Totals:</b>	<b>2</b>	<b>\$31,800.00</b>			
<b>W. Feliciana (Louisiana)</b>	<b>11</b>	<u>Claimant Type</u>	<u>Claims Paid</u>	<u>Amount Paid</u>	<b>Payments in County</b> 
		Resident of County	1	\$8,000.00	
<b>Totals:</b>	<b>1</b>	<b>\$8,000.00</b>			
<b>Wakulla (Florida)</b>	<b>454</b>	<u>Claimant Type</u>	<u>Claims Paid</u>	<u>Amount Paid</u>	<b>Payments in County</b> 
		Resident of County	32	\$805,900.00	
		Resident and Loss in County	265	\$5,761,500.00	
		Claim Loss in County	24	\$612,600.00	
<b>Totals:</b>	<b>321</b>	<b>\$7,180,000.00</b>			
<b>Walker (Alabama)</b>	<b>30</b>	<u>Claimant Type</u>	<u>Claims Paid</u>	<u>Amount Paid</u>	<b>Payments in County</b> 
		Resident of County	15	\$212,000.00	
		Resident and Loss in County	1	\$9,500.00	
		Claim Loss in County	2	\$28,000.00	
<b>Totals:</b>	<b>18</b>	<b>\$249,500.00</b>			

## GCCF Program Statistics - Overall Summary

(as of October 18, 2010, 5:05 PM ET)

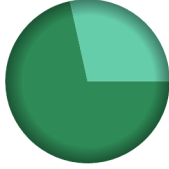


County	Total Claims	Claimant Type	Claims Paid	Amount Paid	Payments in County
<b>Walthall (Mississippi)</b>	<b>40</b>	<u>Claimant Type</u>	<u>Claims Paid</u>	<u>Amount Paid</u>	<b>Payments in County</b>  <ul style="list-style-type: none"> <li>Resident</li> </ul>
		Resident of County	1	\$19,400.00	
		<b>Totals:</b>	<b>1</b>	<b>\$19,400.00</b>	
<b>Walton (Florida)</b>	<b>7,356</b>	<u>Claimant Type</u>	<u>Claims Paid</u>	<u>Amount Paid</u>	<b>Payments in County</b>  <ul style="list-style-type: none"> <li>Resident</li> <li>Loss</li> <li>Both</li> </ul>
		Resident of County	684	\$13,972,500.00	
		Resident and Loss in County	2,005	\$39,996,300.00	
		Claim Loss in County	1,623	\$19,667,300.00	
<b>Totals:</b>	<b>4,312</b>	<b>\$73,636,100.00</b>			
<b>Warren (Mississippi)</b>	<b>15</b>	<u>Claimant Type</u>	<u>Claims Paid</u>	<u>Amount Paid</u>	<b>Payments in County</b>  <ul style="list-style-type: none"> <li>Resident</li> </ul>
		Resident of County	6	\$45,900.00	
		<b>Totals:</b>	<b>6</b>	<b>\$45,900.00</b>	
<b>Washington (Alabama)</b>	<b>88</b>	<u>Claimant Type</u>	<u>Claims Paid</u>	<u>Amount Paid</u>	<b>Payments in County</b>  <ul style="list-style-type: none"> <li>Resident</li> <li>Loss</li> <li>Both</li> </ul>
		Resident of County	13	\$133,800.00	
		Resident and Loss in County	1	\$15,000.00	
		Claim Loss in County	5	\$144,600.00	
<b>Totals:</b>	<b>19</b>	<b>\$293,400.00</b>			
<b>Washington (Florida)</b>	<b>571</b>	<u>Claimant Type</u>	<u>Claims Paid</u>	<u>Amount Paid</u>	<b>Payments in County</b>  <ul style="list-style-type: none"> <li>Resident</li> <li>Loss</li> <li>Both</li> </ul>
		Resident of County	122	\$1,239,400.00	
		Resident and Loss in County	19	\$326,300.00	
		Claim Loss in County	6	\$63,400.00	
<b>Totals:</b>	<b>147</b>	<b>\$1,629,100.00</b>			

## GCCF Program Statistics - Overall Summary (as of October 18, 2010, 5:05 PM ET)

County	Total Claims	Claimant Type	Claims Paid	Amount Paid	Payments in County
<b>Washington (Louisiana)</b>	<b>125</b>	<u>Claimant Type</u>	<u>Claims Paid</u>	<u>Amount Paid</u>	
		Resident of County	19	\$628,000.00	
		Resident and Loss in County	11	\$541,800.00	
		Claim Loss in County	1	\$9,000.00	
<b>Totals:</b>	<b>31</b>	<b>\$1,178,800.00</b>			
<b>Washington (Mississippi)</b>	<b>10</b>	<u>Claimant Type</u>	<u>Claims Paid</u>	<u>Amount Paid</u>	
		Resident of County	2	\$8,400.00	
		<b>Totals:</b>	<b>2</b>	<b>\$8,400.00</b>	
<b>Wayne (Mississippi)</b>	<b>70</b>	<u>Claimant Type</u>	<u>Claims Paid</u>	<u>Amount Paid</u>	
		Resident of County	2	\$84,100.00	
		Resident and Loss in County	3	\$86,600.00	
		<b>Totals:</b>	<b>5</b>	<b>\$170,700.00</b>	
<b>Webster (Louisiana)</b>	<b>7</b>	<u>Claimant Type</u>	<u>Claims Paid</u>	<u>Amount Paid</u>	
		Resident of County	1	\$91,000.00	
		<b>Totals:</b>	<b>1</b>	<b>\$91,000.00</b>	
<b>Webster (Mississippi)</b>	<b>2</b>	<u>Claimant Type</u>	<u>Claims Paid</u>	<u>Amount Paid</u>	
		Resident of County	1	\$3,000.00	
		<b>Totals:</b>	<b>1</b>	<b>\$3,000.00</b>	



## GCCF Program Statistics - Overall Summary

(as of October 18, 2010, 5:05 PM ET)

County	Total Claims	Claimant Type	Claims Paid	Amount Paid	Payments in County
<b>Wichita (Texas)</b>	<b>3</b>	<u>Claimant Type</u>	<u>Claims Paid</u>	<u>Amount Paid</u>	<b>Payments in County</b>  <ul style="list-style-type: none"> <li>Resident</li> </ul>
		Resident of County	1	\$2,700.00	
		<b>Totals:</b>	<b>1</b>	<b>\$2,700.00</b>	
<b>Wilcox (Alabama)</b>	<b>26</b>	<u>Claimant Type</u>	<u>Claims Paid</u>	<u>Amount Paid</u>	<b>Payments in County</b>  <ul style="list-style-type: none"> <li>Resident</li> <li>Both</li> </ul>
		Resident of County	11	\$157,000.00	
		Resident and Loss in County	2	\$62,400.00	
<b>Totals:</b>	<b>13</b>	<b>\$219,400.00</b>			
<b>Wilkinson (Mississippi)</b>	<b>6</b>	<u>Claimant Type</u>	<u>Claims Paid</u>	<u>Amount Paid</u>	<b>Payments in County</b>  <ul style="list-style-type: none"> <li>Resident</li> </ul>
		Resident of County	1	\$8,400.00	
		<b>Totals:</b>	<b>1</b>	<b>\$8,400.00</b>	
<b>Williamson (Texas)</b>	<b>13</b>	<u>Claimant Type</u>	<u>Claims Paid</u>	<u>Amount Paid</u>	<b>Payments in County</b>  <ul style="list-style-type: none"> <li>Resident</li> </ul>
		Resident of County	5	\$61,500.00	
		<b>Totals:</b>	<b>5</b>	<b>\$61,500.00</b>	
<b>Winston (Alabama)</b>	<b>11</b>	<u>Claimant Type</u>	<u>Claims Paid</u>	<u>Amount Paid</u>	<b>Payments in County</b>  <ul style="list-style-type: none"> <li>Resident</li> </ul>
		Resident of County	5	\$189,800.00	
		<b>Totals:</b>	<b>5</b>	<b>\$189,800.00</b>	

## GCCF Program Statistics - Overall Summary

(as of October 18, 2010, 5:05 PM ET)

County	Total Claims	Claimant Type	Claims Paid	Amount Paid	Payments in County
Winston (Mississippi)	17	Resident of County	1	\$7,400.00	 <span style="color: green;">■</span> Resident
		<b>Totals:</b>	<b>1</b>	<b>\$7,400.00</b>	
Yazoo (Mississippi)	2	Resident of County	1	\$3,300.00	 <span style="color: green;">■</span> Resident
		<b>Totals:</b>	<b>1</b>	<b>\$3,300.00</b>	