

GCCF Program Statistics - Overall Summary

(as of October 16, 2010, 5:05 PM ET)

Claimant Status	No. of Claimants
TOTAL GCCF Claimants to Date <i>(Claimants may have one or more Claim Type)</i>	196,157
1. Claimants Paid and Approved for Payment	70,282
2. Claimants Requiring Additional Information or Documentation	69,798
3. Claimants Referred to Government, Moratorium and Real Estate funds	1,927
4. Denied Claimants	411
5. Claimants Under Review (Emergency Advance Payment)	48,763
6. Claimants Under Review (for Final Claim only)	4,976

Claimants <i>(Claimants may have one or more Claim Type)</i>	No. of Claimants
1. Individual*	156,646
2. Business*	39,511
<i>*Individual v. Business classification is subject to change.</i>	
<i>Represented Claimants: 4,888</i>	
Total to Date	196,157

Claims by Emergency Or Final Payment	No. of Claims Paid or Approved for Payment	No. of Claims Paid	Amount Paid
1. Emergency Advance Payment (One Month)	7,968	7,773	\$ 85,961,275.88
2. Emergency Advance Payment (Six Months)	62,598	61,357	\$ 1,352,650,438.83
Sub-Total to Date	70,566	69,130	\$ 1,438,611,714.71

Separate Fund for Real Estate Brokers and Agents			\$ 34,500,000.00
Total to Date			\$ 1,473,111,714.71

Claims by Category <i>(includes Individual and</i>	No. of Claims Paid	Amount Paid
1. Removal and Clean Up Costs	0	\$ -
2. Real or Personal Property	13	\$ 57,963.38
3. Lost Earnings or Profits	69,108	\$ 1,438,536,814.83
4. Loss of Subsistence Use of Natural Resources	5	\$ 13,000.00
5. Physical Injury / Death	4	\$ 3,936.50
Total to Date	69,130	\$ 1,438,611,714.71

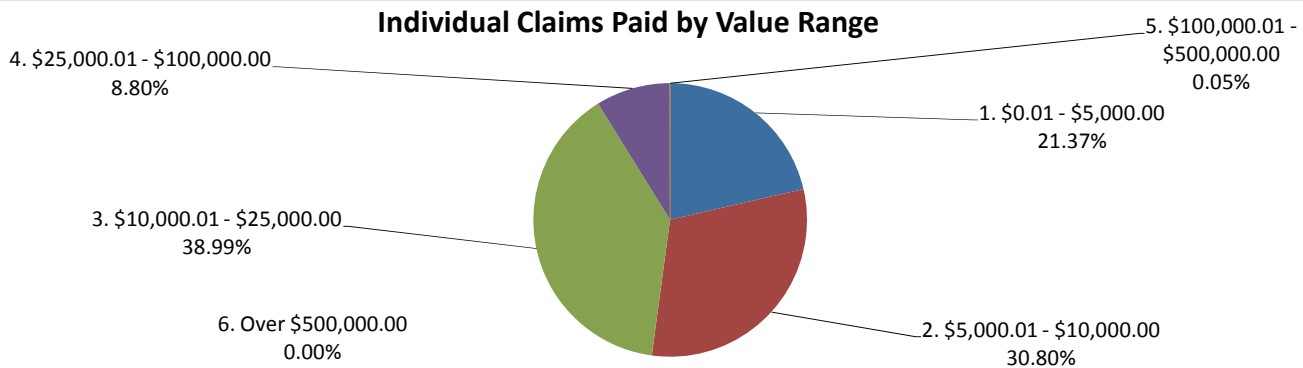
Claims by Type	No. of Claims Paid	No. of Claims Paid where Claimant Participated in BP Claims Process	No. of Claims Paid for new Claimants	Total Amount Paid
1. Individual	45,858	21,668	24,190	\$ 571,411,538.71
2. Business	23,272	19,260	4,012	\$ 867,200,176.00
Total to Date	69,130	40,928	28,202	\$ 1,438,611,714.71

GCCCF Program Statistics - Overall Summary (as of October 16, 2010, 5:05 PM ET)

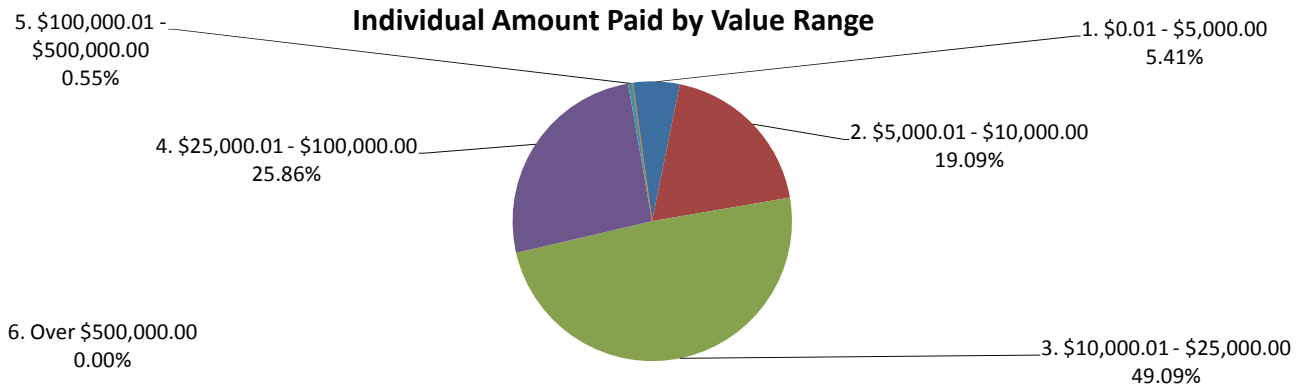
Individual Claims by Amount (Claimants may have more than one Claim Type)

Claims by Amount	No. of Claims Paid	Amount Paid
1. \$0.01 - \$5,000.00	9798	\$ 30,930,536.50
2. \$5,000.01 - \$10,000.00	14123	\$ 109,057,958.30
3. \$10,000.01 - \$25,000.00	17879	\$ 280,515,450.00
4. \$25,000.01 - \$100,000.00	4034	\$ 147,780,793.91
5. \$100,000.01 - \$500,000.00	24	\$ 3,126,800.00
6. Over \$500,000.00	0	\$ -
Total to Date	45,858	\$ 571,411,538.71

Individual Claims Paid by Value Range



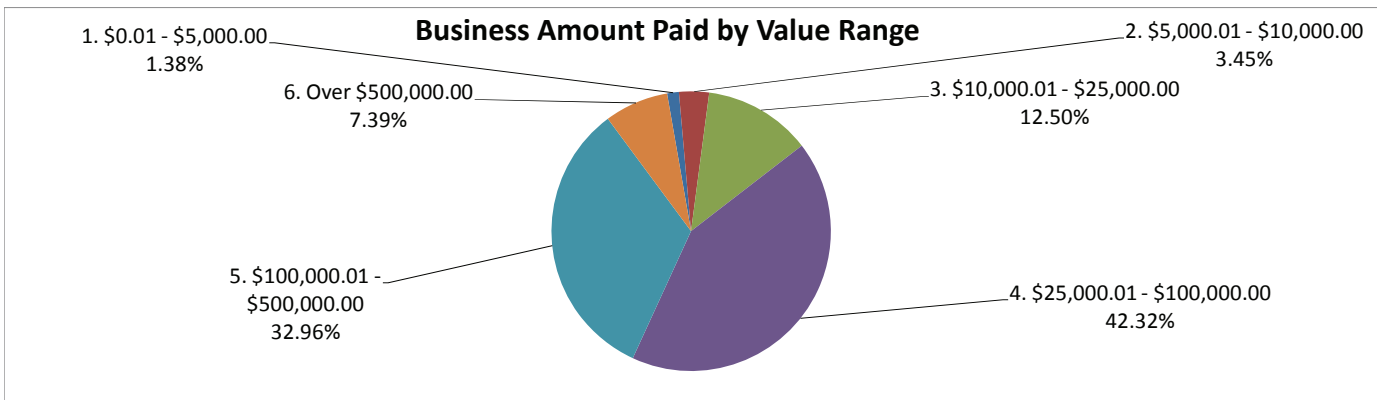
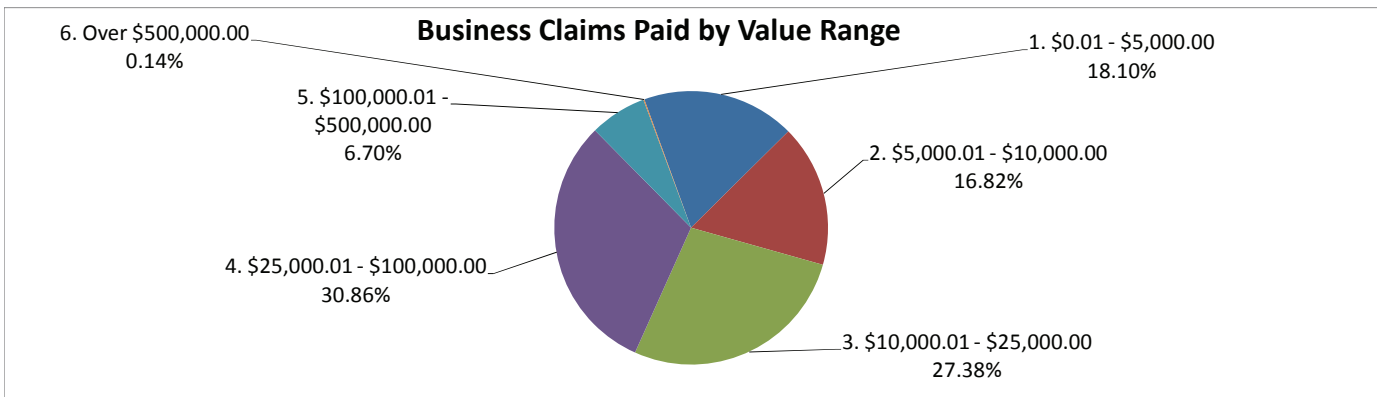
Individual Amount Paid by Value Range



GCCF Program Statistics - Overall Summary
(as of October 16, 2010, 5:05 PM ET)

Business Claims by Amount
(Claimants may have more than one Claim Type)

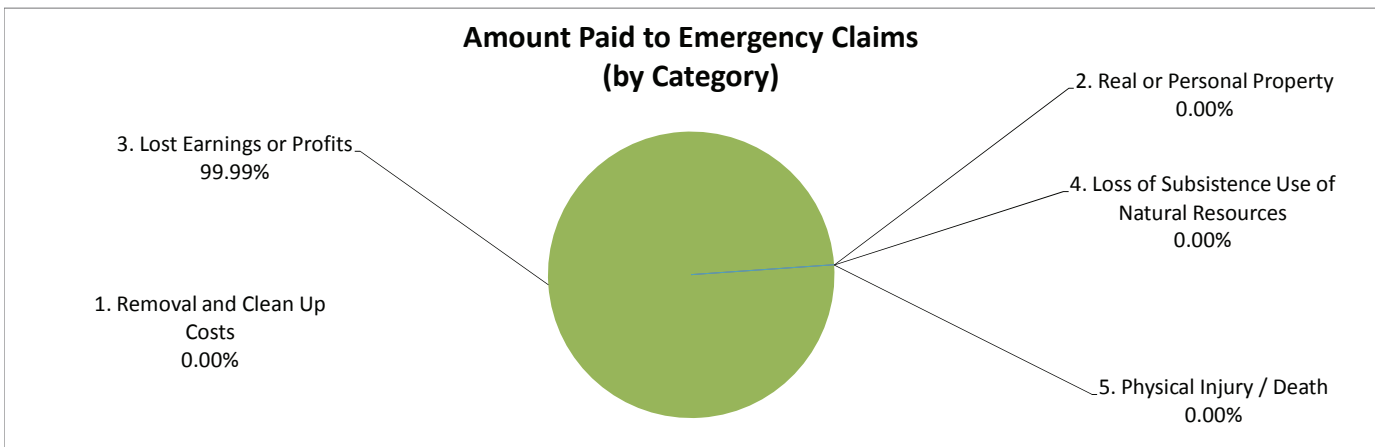
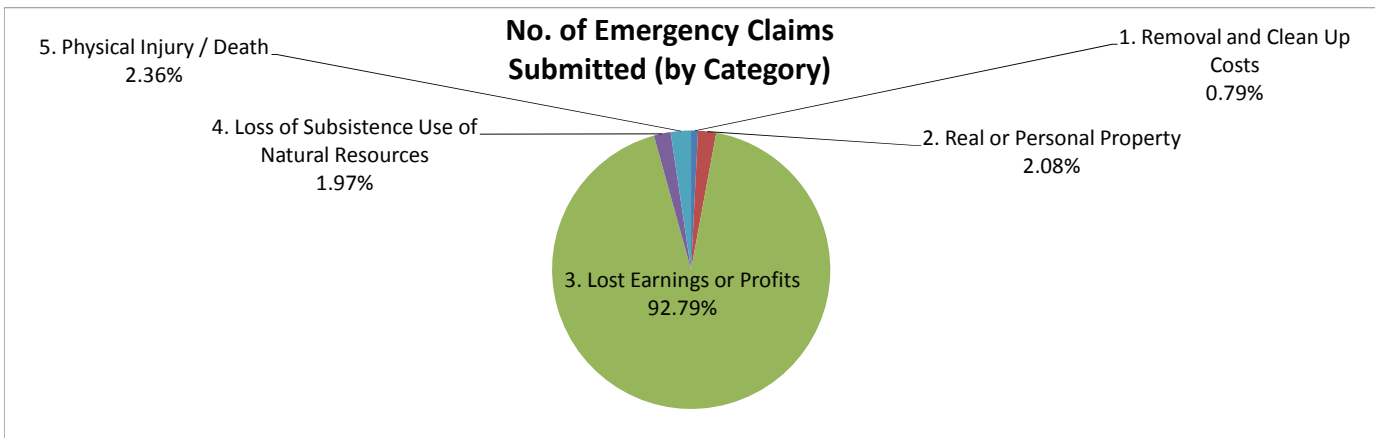
Claims by Amount	No. of Claims Paid	Amount Paid
1. \$0.01 - \$5,000.00	4212	\$ 11,999,000.00
2. \$5,000.01 - \$10,000.00	3914	\$ 29,895,400.00
3. \$10,000.01 - \$25,000.00	6372	\$ 108,387,200.00
4. \$25,000.01 - \$100,000.00	7181	\$ 367,015,000.00
5. \$100,000.01 - \$500,000.00	1560	\$ 285,812,300.00
6. Over \$500,000.00	33	\$ 64,091,276.00
Total to Date	23,272	\$ 867,200,176.00



GCCCF Program Statistics - Overall Summary (as of October 16, 2010, 5:05 PM ET)

Emergency Advance Claim Counts by Category *(Claimants may have more than one Claim Type)*

Claims for Emergency Advance Payment	Claims Submitted	No. of Claims Paid	Amount Paid
1. Removal and Clean Up Costs	1,607	0	\$ -
2. Real or Personal Property	4,248	13	\$ 57,963.38
3. Lost Earnings or Profits	189,115	69,108	\$ 1,438,536,814.83
4. Loss of Subsistence Use of Natural Resources	4,015	5	\$ 13,000.00
5. Physical Injury / Death	4,815	4	\$ 3,936.50
Total to Date	203,800	69,130	\$ 1,438,611,714.71



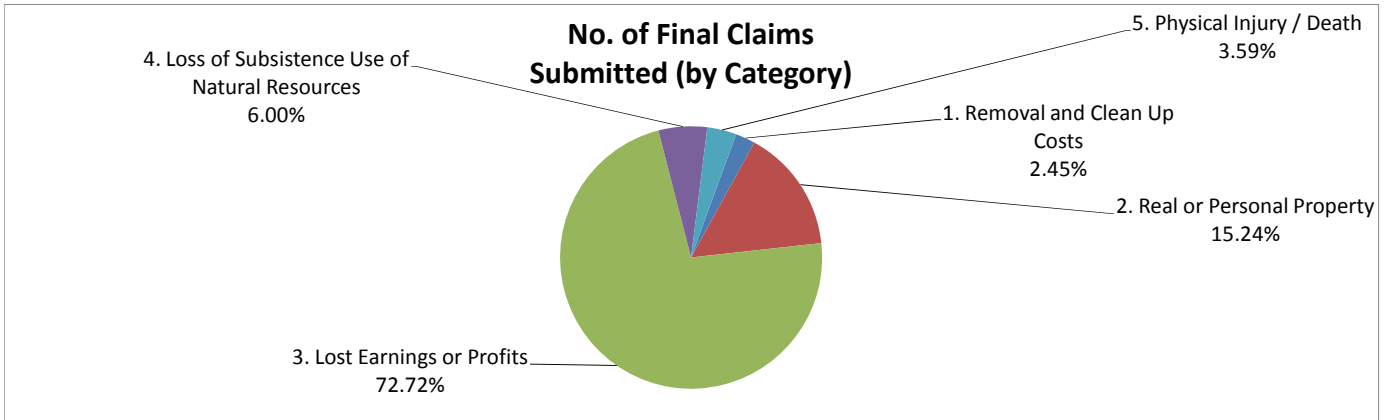
GCCCF Program Statistics - Overall Summary

(as of October 16, 2010, 5:05 PM ET)

Final Payment Claim Counts by Category

(Claimants may have more than one Claim Type)

Claims Seeking Final Payment	Claims Submitted	No. of Claims Paid	Amount Paid
1. Removal and Clean Up Costs	151	0	\$ -
2. Real or Personal Property	939	0	\$ -
3. Lost Earnings or Profits	4,482	0	\$ -
4. Loss of Subsistence Use of Natural Resources	370	0	\$ -
5. Physical Injury / Death	221	0	\$ -
Total to Date	6,163	0	\$ -



Amount Paid to Final Claims (by Category)

No data to chart yet

GCCF Program Statistics - Overall Summary

(as of October 16, 2010, 5:05 PM ET)

Claims by Category and Amount

(Claimants may have more than one Claim Type)

Claims by Category and Amount	No. of Claims Paid	Amount Paid
1. Removal and Clean Up Costs		
a. \$0.01 - \$5,000.00	0	\$ -
b. \$5,000.01 - \$10,000.00	0	\$ -
c. \$10,000.01 - \$25,000.00	0	\$ -
d. \$25,000.01 - \$100,000.00	0	\$ -
e. \$100,000.01 - \$500,000.00	0	\$ -
f. Over \$500,000.00	0	\$ -
Sub-Total to Date	0	\$ -
2. Real or Personal Property		
a. \$0.01 - \$5,000.00	9	\$ 8,800.00
b. \$5,000.01 - \$10,000.00	3	\$ 22,600.00
c. \$10,000.01 - \$25,000.00	0	\$ -
d. \$25,000.01 - \$100,000.00	1	\$ 26,563.38
e. \$100,000.01 - \$500,000.00	0	\$ -
f. Over \$500,000.00	0	\$ -
Sub-Total to Date	13	\$ 57,963.38
3. Lost Earnings or Profits		
a. \$0.01 - \$5,000.00	13,992	\$ 42,903,800.00
b. \$5,000.01 - \$10,000.00	18,034	\$ 138,930,758.30
c. \$10,000.01 - \$25,000.00	24,251	\$ 388,902,650.00
d. \$25,000.01 - \$100,000.00	11,214	\$ 514,769,230.53
e. \$100,000.01 - \$500,000.00	1,584	\$ 288,939,100.00
f. Over \$500,000.00	33	\$ 64,091,276.00
Sub-Total to Date	69,108	\$ 1,438,536,814.83

GCCF Program Statistics - Overall Summary
(as of October 16, 2010, 5:05 PM ET)

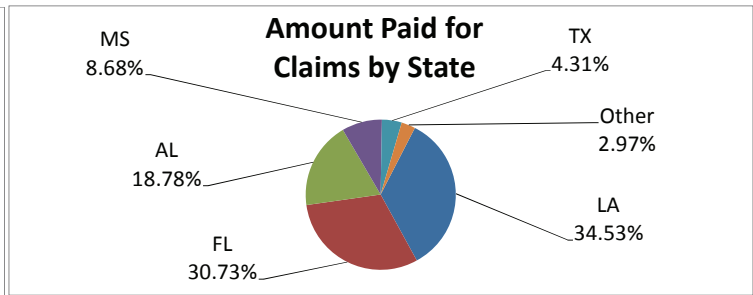
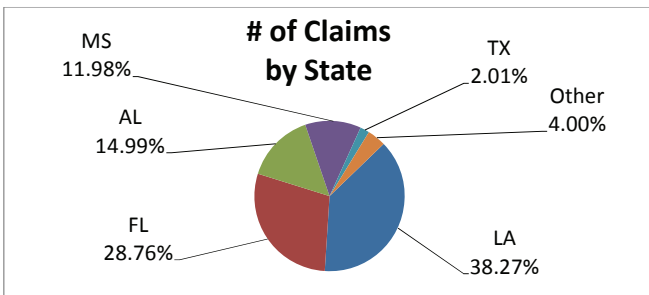
Claims by Category and Amount
(Claimants may have more than one Claim Type)

Claims by Category and Amount	No. of Claims Paid	Amount Paid
4. Loss of Subsistence Use of Natural Resources		
a. \$0.01 - \$5,000.00	5	\$ 13,000.00
b. \$5,000.01 - \$10,000.00	0	\$ -
c. \$10,000.01 - \$25,000.00	0	\$ -
d. \$25,000.01 - \$100,000.00	0	\$ -
e. \$100,000.01 - \$500,000.00	0	\$ -
f. Over \$500,000.00	0	\$ -
Sub-Total to Date	5	\$ 13,000.00
5. Physical Injury / Death		
a. \$0.01 - \$5,000.00	4	\$ 3,936.50
b. \$5,000.01 - \$10,000.00	0	\$ -
c. \$10,000.01 - \$25,000.00	0	\$ -
d. \$25,000.01 - \$100,000.00	0	\$ -
e. \$100,000.01 - \$500,000.00	0	\$ -
f. Over \$500,000.00	0	\$ -
Sub-Total to Date	4	\$ 3,936.50
6. Other Claims		
a. \$0.01 - \$5,000.00	0	\$ -
b. \$5,000.01 - \$10,000.00	0	\$ -
c. \$10,000.01 - \$25,000.00	0	\$ -
d. \$25,000.01 - \$100,000.00	0	\$ -
e. \$100,000.01 - \$500,000.00	0	\$ -
f. Over \$500,000.00	0	\$ -
Sub-Total to Date	0	\$ -
Total to Date	69,130	\$ 1,438,611,714.71

GCCCF Program Statistics - Overall Summary (as of October 16, 2010, 5:05 PM ET)

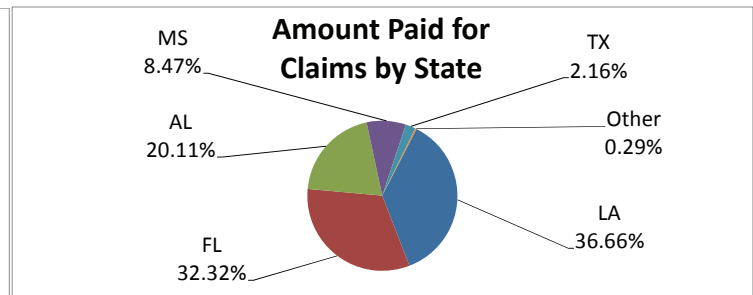
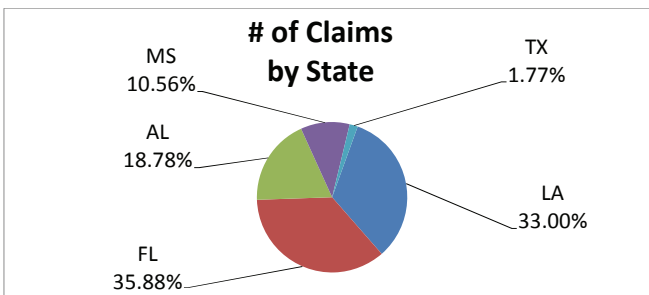
Claims by State of Residence (Claimants may have more than one Claim Type)

Claim State of Residence	Claims Submitted	No. of Claims Paid	Amount Paid
Louisiana	80,343	21,083	\$ 496,739,615.53
Florida	60,380	23,902	\$ 442,054,676.00
Alabama	31,476	13,052	\$ 270,172,028.32
Mississippi	25,159	5,818	\$ 124,929,594.86
Texas	4,211	1,651	\$ 62,004,800.00
Others	8,394	3,624	\$ 42,711,000.00
Total to Date	209,963	69,130	\$ 1,438,611,714.71



Claims by State of Loss (Claimants may have more than one Claim Type)

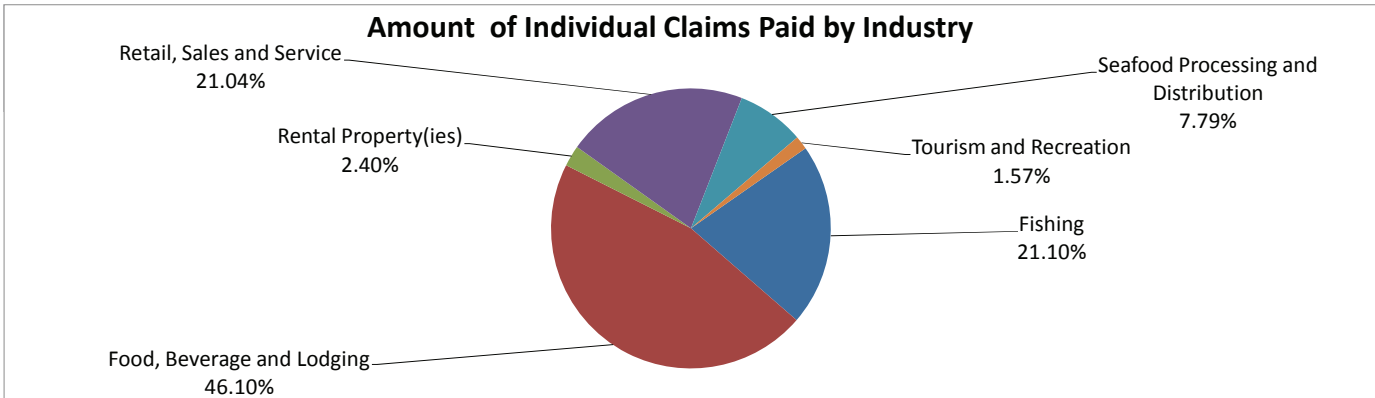
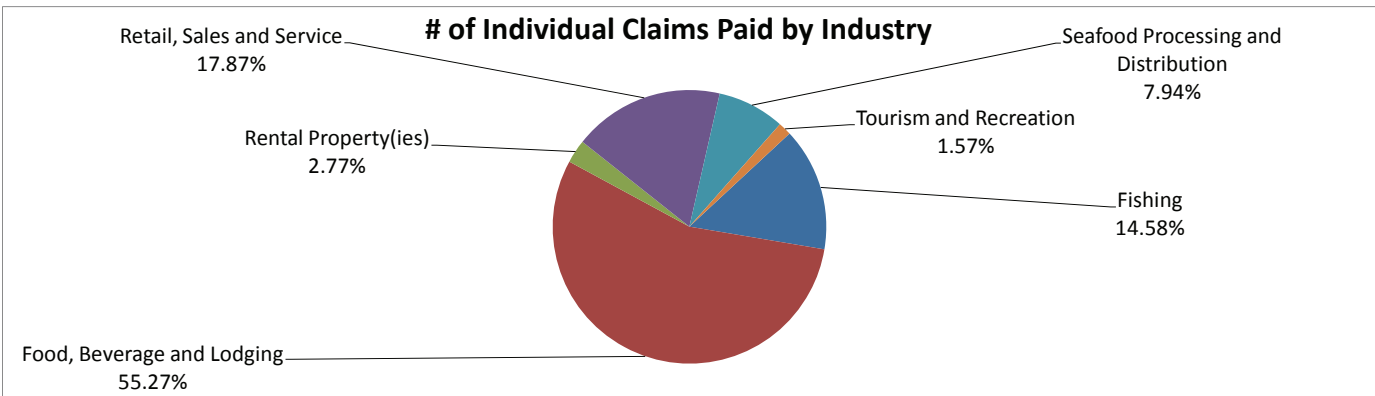
Claim State of Loss	Claims Submitted	No. of Claims Paid	Amount Paid
Louisiana	36,730	21,304	\$ 527,325,680.53
Florida	39,944	26,404	\$ 465,004,676.00
Alabama	20,903	14,500	\$ 289,258,099.94
Mississippi	11,760	5,569	\$ 121,896,458.36
Texas	1,975	1,189	\$ 31,012,900.00
Other State / Pending Location Verification		164	\$ 4,113,899.88
Total to Date		69,130	\$ 1,438,611,714.71



GCCF Program Statistics - Overall Summary
(as of October 16, 2010, 5:05 PM ET)

Individual Lost Earnings or Profits Claims Paid by Industry
(Claimants may have more than one Claim Type)

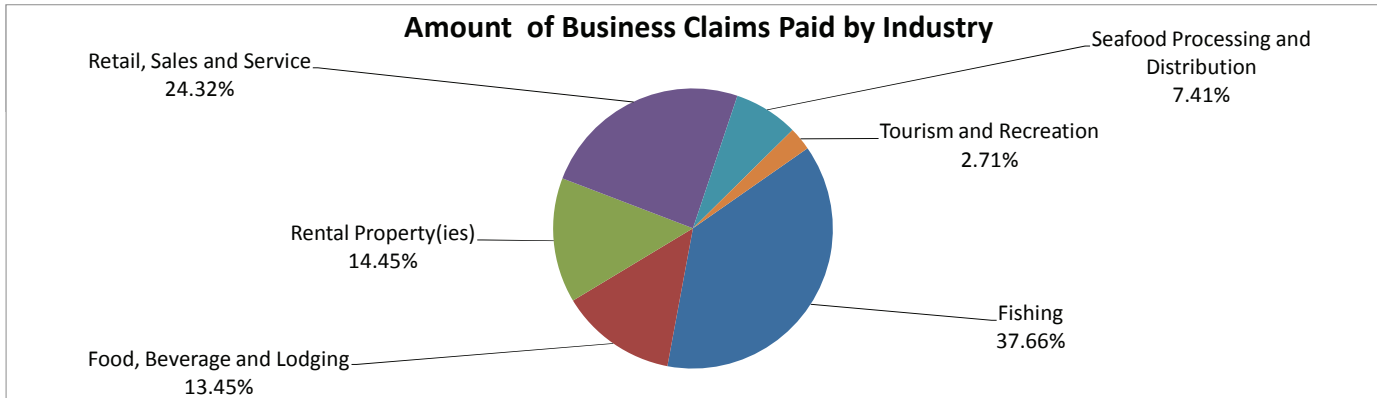
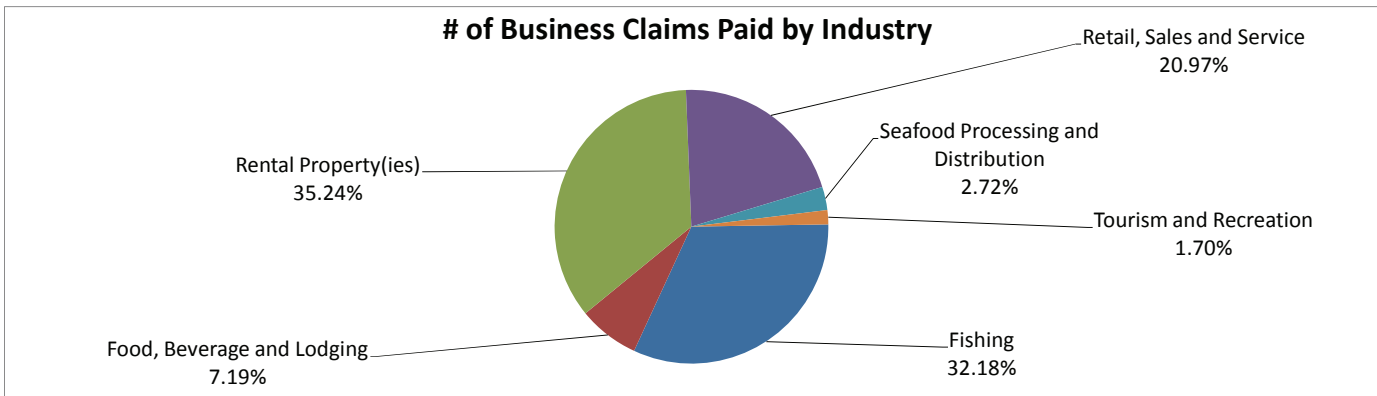
Claims by Amount	No. of Claims Paid	Amount Paid
Fishing	6,683	\$ 120,533,200.00
Food, Beverage and Lodging	25,336	\$ 263,388,699.94
Rental Property(ies)	1,270	\$ 13,687,300.00
Retail, Sales and Service	8,190	\$ 120,239,180.32
Seafood Processing and Distribution	3,639	\$ 44,521,258.57
Tourism and Recreation	720	\$ 8,975,200.00
Total to Date	45,838	\$ 571,344,838.83



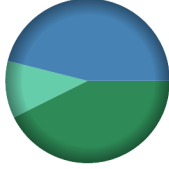
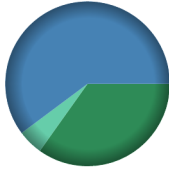



GCCF Program Statistics - Overall Summary
(as of October 16, 2010, 5:05 PM ET)

Business Lost Earnings or Profits Claims Paid by Industry
(Claimants may have more than one Claim Type)

Claims by Amount	No. of Claims Paid	Amount Paid
Fishing	7,489	\$ 326,610,600.00
Food, Beverage and Lodging	1,673	\$ 116,604,400.00
Rental Property(ies)	8,201	\$ 125,305,876.00
Retail, Sales and Service	4,879	\$ 210,895,900.00
Seafood Processing and Distribution	633	\$ 64,291,300.00
Tourism and Recreation	395	\$ 23,483,900.00
Total to Date	23,270	\$ 867,191,976.00


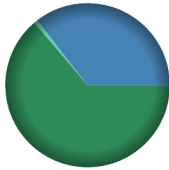
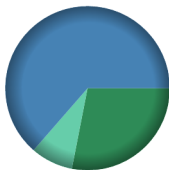



GCCF Program Statistics - Overall Summary (as of October 16, 2010, 5:05 PM ET)

County Name	Residents	Claimant Type	Claims Paid	Amount Paid	Payments in County
Acadia (Louisiana)	79	<u>Claimant Type</u>	<u>Claims Paid</u>	<u>Amount Paid</u>	Payments in County  <ul style="list-style-type: none"> ■ Resident ■ Loss ■ Both
		Resident of County	10	\$269,000.00	
		Resident and Loss in County	7	\$290,600.00	
		Claim Loss in County	4	\$70,900.00	
		Totals:	21	\$630,500.00	
Alachua (Florida)	45	<u>Claimant Type</u>	<u>Claims Paid</u>	<u>Amount Paid</u>	Payments in County  <ul style="list-style-type: none"> ■ Resident ■ Loss ■ Both
		Resident of County	11	\$84,300.00	
		Resident and Loss in County	5	\$145,600.00	
		Claim Loss in County	1	\$12,000.00	
		Totals:	17	\$241,900.00	
Allen (Louisiana)	34	<u>Claimant Type</u>	<u>Claims Paid</u>	<u>Amount Paid</u>	Payments in County  <ul style="list-style-type: none"> ■ Resident ■ Loss
		Resident of County	1	\$30,000.00	
		Claim Loss in County	2	\$41,800.00	
		Totals:	3	\$71,800.00	
Amite (Mississippi)	10	<u>Claimant Type</u>	<u>Claims Paid</u>	<u>Amount Paid</u>	Payments in County  <ul style="list-style-type: none"> ■ Resident
		Resident of County	1	\$22,100.00	
		Totals:	1	\$22,100.00	
Anderson (Texas)	1	<u>Claimant Type</u>	<u>Claims Paid</u>	<u>Amount Paid</u>	Payments in County  <ul style="list-style-type: none"> ■ Resident
		Resident of County	1	\$3,300.00	
		Totals:	1	\$3,300.00	


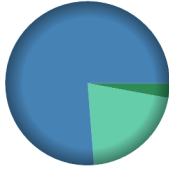
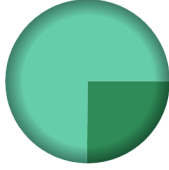
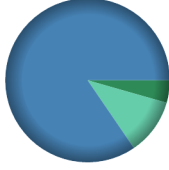

GCCF Program Statistics - Overall Summary

(as of October 16, 2010, 5:05 PM ET)

County	Total Claims	Claimant Type	Claims Paid	Amount Paid	Payments in County
Angelina (Texas)	8	<u>Claimant Type</u>	<u>Claims Paid</u>	<u>Amount Paid</u>	Payments in County  <ul style="list-style-type: none"> Resident
		Resident of County	1	\$6,500.00	
		Totals:	1	\$6,500.00	
		Aransas (Texas)	23	<u>Claimant Type</u>	
Resident and Loss in County	4			\$140,000.00	
Claim Loss in County	2			\$18,100.00	
Totals:	6			\$158,100.00	
Ascension (Louisiana)	266	<u>Claimant Type</u>	<u>Claims Paid</u>	<u>Amount Paid</u>	Payments in County  <ul style="list-style-type: none"> Resident Loss Both
		Resident of County	34	\$544,900.00	
		Resident and Loss in County	10	\$302,900.00	
		Claim Loss in County	1	\$6,100.00	
Totals:	45	\$853,900.00			
Assumption (Louisiana)	205	<u>Claimant Type</u>	<u>Claims Paid</u>	<u>Amount Paid</u>	Payments in County  <ul style="list-style-type: none"> Resident Loss Both
		Resident of County	16	\$396,100.00	
		Resident and Loss in County	31	\$897,900.00	
		Claim Loss in County	7	\$117,500.00	
Totals:	54	\$1,411,500.00			
Autauga (Alabama)	20	<u>Claimant Type</u>	<u>Claims Paid</u>	<u>Amount Paid</u>	Payments in County  <ul style="list-style-type: none"> Resident
		Resident of County	8	\$80,800.00	
		Totals:	8	\$80,800.00	

GCCF Program Statistics - Overall Summary

(as of October 16, 2010, 5:05 PM ET)

County	Total Claims	Claimant Type	Claims Paid	Amount Paid	Payments in County
Avoyelles (Louisiana)	63	<u>Claimant Type</u>	<u>Claims Paid</u>	<u>Amount Paid</u>	Payments in County  <ul style="list-style-type: none"> ■ Resident ■ Both
		Resident of County	11	\$136,200.00	
		Resident and Loss in County	11	\$644,800.00	
		Totals:	22	\$781,000.00	
Baldwin (Alabama)	16,860	<u>Claimant Type</u>	<u>Claims Paid</u>	<u>Amount Paid</u>	Payments in County  <ul style="list-style-type: none"> ■ Resident ■ Loss ■ Both
		Resident of County	328	\$5,942,363.38	
		Resident and Loss in County	6,781	\$155,861,799.94	
		Claim Loss in County	3,324	\$42,639,900.00	
Totals:	10,433	\$204,444,063.32			
Barbour (Alabama)	9	<u>Claimant Type</u>	<u>Claims Paid</u>	<u>Amount Paid</u>	Payments in County  <ul style="list-style-type: none"> ■ Resident ■ Both
		Resident of County	2	\$25,600.00	
		Resident and Loss in County	1	\$76,400.00	
		Totals:	3	\$102,000.00	
Bay (Florida)	16,886	<u>Claimant Type</u>	<u>Claims Paid</u>	<u>Amount Paid</u>	Payments in County  <ul style="list-style-type: none"> ■ Resident ■ Loss ■ Both
		Resident of County	336	\$4,797,900.00	
		Resident and Loss in County	5,491	\$91,566,376.00	
		Claim Loss in County	1,050	\$11,965,400.00	
Totals:	6,877	\$108,329,676.00			
Beauregard (Louisiana)	16	<u>Claimant Type</u>	<u>Claims Paid</u>	<u>Amount Paid</u>	Payments in County  <ul style="list-style-type: none"> ■ Resident ■ Both
		Resident of County	3	\$135,200.00	
		Resident and Loss in County	4	\$81,800.00	
		Totals:	7	\$217,000.00	

GCCF Program Statistics - Overall Summary

(as of October 16, 2010, 5:05 PM ET)

County	Total Claims	Claimant Type	Claims Paid	Amount Paid	Payments in County
Bexar (Texas)	46	<u>Claimant Type</u>	<u>Claims Paid</u>	<u>Amount Paid</u>	Payments in County  Resident Both
		Resident of County	12	\$202,400.00	
		Resident and Loss in County	2	\$182,000.00	
		Totals:	14	\$384,400.00	
Bibb (Alabama)	6	<u>Claimant Type</u>	<u>Claims Paid</u>	<u>Amount Paid</u>	Payments in County  Resident
		Resident of County	3	\$7,100.00	
		Totals:	3	\$7,100.00	
Blount (Alabama)	5	<u>Claimant Type</u>	<u>Claims Paid</u>	<u>Amount Paid</u>	Payments in County  Resident
		Resident of County	3	\$14,200.00	
		Totals:	3	\$14,200.00	
Bossier (Louisiana)	25	<u>Claimant Type</u>	<u>Claims Paid</u>	<u>Amount Paid</u>	Payments in County  Resident
		Resident of County	4	\$56,300.00	
		Totals:	4	\$56,300.00	
Bowie (Texas)	3	<u>Claimant Type</u>	<u>Claims Paid</u>	<u>Amount Paid</u>	Payments in County  Resident
		Resident of County	1	\$2,600.00	
		Totals:	1	\$2,600.00	




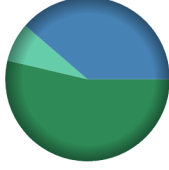

GCCF Program Statistics - Overall Summary

(as of October 16, 2010, 5:05 PM ET)



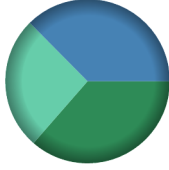
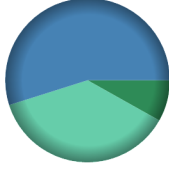
County	Total Claims	Claimant Type	Claims Paid	Amount Paid	Payments in County
Brazoria (Texas)	103	<u>Claimant Type</u>	<u>Claims Paid</u>	<u>Amount Paid</u>	Payments in County
		Resident of County	11	\$296,900.00	
		Resident and Loss in County	19	\$769,700.00	
		Claim Loss in County	25	\$474,000.00	
Totals:	55	\$1,540,600.00			
Brazos (Texas)	5	<u>Claimant Type</u>	<u>Claims Paid</u>	<u>Amount Paid</u>	Payments in County
		Resident of County	1	\$18,000.00	
		Totals:	1	\$18,000.00	
Brevard (Florida)	81	<u>Claimant Type</u>	<u>Claims Paid</u>	<u>Amount Paid</u>	Payments in County
		Resident of County	7	\$159,800.00	
		Resident and Loss in County	8	\$284,600.00	
		Claim Loss in County	2	\$30,300.00	
Totals:	17	\$474,700.00			
Broward (Florida)	184	<u>Claimant Type</u>	<u>Claims Paid</u>	<u>Amount Paid</u>	Payments in County
		Resident of County	16	\$243,600.00	
		Resident and Loss in County	5	\$357,800.00	
		Claim Loss in County	9	\$231,900.00	
Totals:	30	\$833,300.00			
Brown (Texas)	1	<u>Claimant Type</u>	<u>Claims Paid</u>	<u>Amount Paid</u>	Payments in County
		Resident of County	1	\$8,600.00	
		Totals:	1	\$8,600.00	

GCCF Program Statistics - Overall Summary



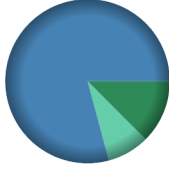
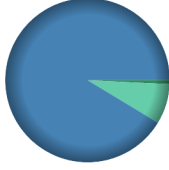

(as of October 16, 2010, 5:05 PM ET)

County	Total Claims	Claimant Type	Claims Paid	Amount Paid	Payments in County
Bullock (Alabama)	2	<u>Claimant Type</u>	<u>Claims Paid</u>	<u>Amount Paid</u>	Payments in County  <ul style="list-style-type: none"> Resident
		Resident of County	1	\$16,000.00	
		Totals:	1	\$16,000.00	
Butler (Alabama)	12	<u>Claimant Type</u>	<u>Claims Paid</u>	<u>Amount Paid</u>	Payments in County  <ul style="list-style-type: none"> Resident Loss Both
		Resident of County	2	\$8,600.00	
		Resident and Loss in County	1	\$5,400.00	
		Claim Loss in County	2	\$244,200.00	
Totals:	5	\$258,200.00			
Caddo (Louisiana)	45	<u>Claimant Type</u>	<u>Claims Paid</u>	<u>Amount Paid</u>	Payments in County  <ul style="list-style-type: none"> Resident
		Resident of County	11	\$118,500.00	
		Totals:	11	\$118,500.00	
Calcasieu (Louisiana)	509	<u>Claimant Type</u>	<u>Claims Paid</u>	<u>Amount Paid</u>	Payments in County  <ul style="list-style-type: none"> Resident Loss Both
		Resident of County	105	\$3,061,700.00	
		Resident and Loss in County	89	\$2,205,700.00	
		Claim Loss in County	19	\$437,000.00	
Totals:	213	\$5,704,400.00			
Caldwell (Louisiana)	6	<u>Claimant Type</u>	<u>Claims Paid</u>	<u>Amount Paid</u>	Payments in County  <ul style="list-style-type: none"> Resident
		Resident of County	2	\$7,300.00	
		Totals:	2	\$7,300.00	

GCCF Program Statistics - Overall Summary (as of October 16, 2010, 5:05 PM ET)

County	Total Claims	Claimant Type	Claims Paid	Amount Paid	Payments in County
Calhoun (Alabama)	45	<u>Claimant Type</u>	<u>Claims Paid</u>	<u>Amount Paid</u>	Payments in County  <ul style="list-style-type: none"> Resident
		Resident of County	16	\$179,500.00	
		Totals:	16	\$179,500.00	
		Calhoun (Florida)	70	<u>Claimant Type</u>	
Resident of County	13			\$151,200.00	
Resident and Loss in County	1			\$6,000.00	
Claim Loss in County	1			\$4,200.00	
Totals:	15	\$161,400.00			
Calhoun (Mississippi)	3	<u>Claimant Type</u>	<u>Claims Paid</u>	<u>Amount Paid</u>	Payments in County  <ul style="list-style-type: none"> Resident
		Resident of County	1	\$55,000.00	
		Totals:	1	\$55,000.00	
Calhoun (Texas)	75	<u>Claimant Type</u>	<u>Claims Paid</u>	<u>Amount Paid</u>	Payments in County  <ul style="list-style-type: none"> Resident Loss Both
		Resident of County	5	\$361,000.00	
		Resident and Loss in County	4	\$370,800.00	
		Claim Loss in County	22	\$259,900.00	
Totals:	31	\$991,700.00			
Cameron (Louisiana)	312	<u>Claimant Type</u>	<u>Claims Paid</u>	<u>Amount Paid</u>	Payments in County  <ul style="list-style-type: none"> Resident Loss Both
		Resident of County	18	\$529,600.00	
		Resident and Loss in County	125	\$3,566,800.00	
		Claim Loss in County	78	\$2,402,200.00	
Totals:	221	\$6,498,600.00			

GCCF Program Statistics - Overall Summary (as of October 16, 2010, 5:05 PM ET)

County	Total Claims	Claimant Type	Claims Paid	Amount Paid	Payments in County
Cameron (Texas)	124	<u>Claimant Type</u>	<u>Claims Paid</u>	<u>Amount Paid</u>	Payments in County  <ul style="list-style-type: none"> ■ Resident ■ Both
		Resident of County	9	\$255,100.00	
		Resident and Loss in County	26	\$580,800.00	
		Totals:	35	\$835,900.00	
Chambers (Alabama)	5	<u>Claimant Type</u>	<u>Claims Paid</u>	<u>Amount Paid</u>	Payments in County  <ul style="list-style-type: none"> ■ Resident
		Resident of County	2	\$27,000.00	
		Totals:	2	\$27,000.00	
Chambers (Texas)	41	<u>Claimant Type</u>	<u>Claims Paid</u>	<u>Amount Paid</u>	Payments in County  <ul style="list-style-type: none"> ■ Resident ■ Loss ■ Both
		Resident of County	4	\$111,000.00	
		Resident and Loss in County	17	\$701,400.00	
		Claim Loss in County	5	\$73,500.00	
		Totals:	26	\$885,900.00	
Charlotte (Florida)	82	<u>Claimant Type</u>	<u>Claims Paid</u>	<u>Amount Paid</u>	Payments in County  <ul style="list-style-type: none"> ■ Resident ■ Loss ■ Both
		Resident of County	2	\$5,200.00	
		Resident and Loss in County	14	\$632,800.00	
		Claim Loss in County	3	\$54,900.00	
		Totals:	19	\$692,900.00	
Cherokee (Alabama)	4	<u>Claimant Type</u>	<u>Claims Paid</u>	<u>Amount Paid</u>	Payments in County  <ul style="list-style-type: none"> ■ Resident
		Resident of County	3	\$47,100.00	
		Totals:	3	\$47,100.00	



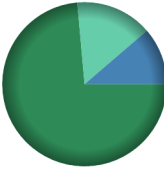


GCCF Program Statistics - Overall Summary

(as of October 16, 2010, 5:05 PM ET)

County	Total Claims	Claimant Type	Claims Paid	Amount Paid	Payments in County
Cherokee (Texas)	2	<u>Claimant Type</u>	<u>Claims Paid</u>	<u>Amount Paid</u>	Payments in County  <ul style="list-style-type: none"> Resident
		Resident of County	1	\$1,700.00	
		Totals:	1	\$1,700.00	
Chickasaw (Mississippi)	1	<u>Claimant Type</u>	<u>Claims Paid</u>	<u>Amount Paid</u>	Payments in County  <ul style="list-style-type: none"> Resident
		Resident of County	1	\$6,000.00	
		Totals:	1	\$6,000.00	
Chilton (Alabama)	16	<u>Claimant Type</u>	<u>Claims Paid</u>	<u>Amount Paid</u>	Payments in County  <ul style="list-style-type: none"> Resident Both
		Resident of County	3	\$24,300.00	
		Resident and Loss in County	1	\$19,000.00	
		Totals:	4	\$43,300.00	
Choctaw (Alabama)	11	<u>Claimant Type</u>	<u>Claims Paid</u>	<u>Amount Paid</u>	Payments in County  <ul style="list-style-type: none"> Resident Both
		Resident of County	2	\$11,000.00	
		Resident and Loss in County	1	\$68,400.00	
		Totals:	3	\$79,400.00	
Citrus (Florida)	194	<u>Claimant Type</u>	<u>Claims Paid</u>	<u>Amount Paid</u>	Payments in County  <ul style="list-style-type: none"> Resident Loss Both
		Resident of County	21	\$380,000.00	
		Resident and Loss in County	72	\$1,227,900.00	
		Claim Loss in County	7	\$171,200.00	
		Totals:	100	\$1,779,100.00	


GCCF Program Statistics - Overall Summary

(as of October 16, 2010, 5:05 PM ET)

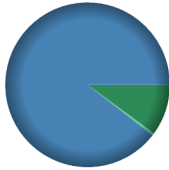
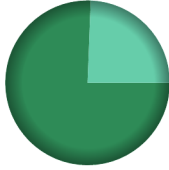


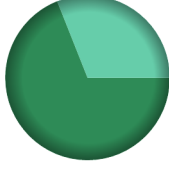
County	Total Claims	Claimant Type	Claims Paid	Amount Paid	Payments in County
Claiborne (Louisiana)	2	<u>Claimant Type</u>	<u>Claims Paid</u>	<u>Amount Paid</u>	Payments in County  Loss
		Claim Loss in County	1	\$80,400.00	
		Totals:	1	\$80,400.00	
Claiborne (Mississippi)	6	<u>Claimant Type</u>	<u>Claims Paid</u>	<u>Amount Paid</u>	Payments in County  Resident
		Resident of County	1	\$17,600.00	
		Totals:	1	\$17,600.00	
Clarke (Alabama)	112	<u>Claimant Type</u>	<u>Claims Paid</u>	<u>Amount Paid</u>	Payments in County  Resident Loss Both
		Resident of County	23	\$231,300.00	
		Resident and Loss in County	4	\$35,600.00	
		Claim Loss in County	3	\$47,400.00	
		Totals:	30	\$314,300.00	
Clarke (Mississippi)	30	<u>Claimant Type</u>	<u>Claims Paid</u>	<u>Amount Paid</u>	Payments in County  Resident
		Resident of County	4	\$112,900.00	
		Totals:	4	\$112,900.00	
Clay (Alabama)	5	<u>Claimant Type</u>	<u>Claims Paid</u>	<u>Amount Paid</u>	Payments in County  Resident
		Resident of County	3	\$53,500.00	
		Totals:	3	\$53,500.00	

GCCF Program Statistics - Overall Summary



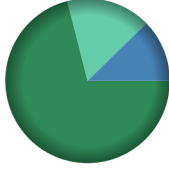


(as of October 16, 2010, 5:05 PM ET)

County	Total Claims	Claimant Type	Claims Paid	Amount Paid	Payments in County
Clay (Florida)	20	<u>Claimant Type</u>	<u>Claims Paid</u>	<u>Amount Paid</u>	Payments in County 
		Resident of County	4	\$25,400.00	
		Resident and Loss in County	1	\$125,000.00	
		Claim Loss in County	1	\$18,700.00	
Totals:	6	\$169,100.00			
Cleburne (Alabama)	2	<u>Claimant Type</u>	<u>Claims Paid</u>	<u>Amount Paid</u>	Payments in County 
		Resident of County	1	\$3,000.00	
		Totals:	1	\$3,000.00	
Coahoma (Mississippi)	3	<u>Claimant Type</u>	<u>Claims Paid</u>	<u>Amount Paid</u>	Payments in County 
		Resident of County	1	\$35,000.00	
		Totals:	1	\$35,000.00	
Coffee (Alabama)	26	<u>Claimant Type</u>	<u>Claims Paid</u>	<u>Amount Paid</u>	Payments in County 
		Resident of County	5	\$57,200.00	
		Resident and Loss in County	1	\$3,000.00	
		Totals:	6	\$60,200.00	
Colbert (Alabama)	28	<u>Claimant Type</u>	<u>Claims Paid</u>	<u>Amount Paid</u>	Payments in County 
		Resident of County	20	\$231,200.00	
		Totals:	20	\$231,200.00	

GCCF Program Statistics - Overall Summary (as of October 16, 2010, 5:05 PM ET)

County	Total Claims	Claimant Type	Claims Paid	Amount Paid	Payments in County
Collier (Florida)	2,191	<u>Claimant Type</u>	<u>Claims Paid</u>	<u>Amount Paid</u>	 <ul style="list-style-type: none"> ■ Resident ■ Loss ■ Both
		Resident of County	16	\$334,900.00	
		Resident and Loss in County	119	\$2,981,900.00	
		Claim Loss in County	5	\$15,000.00	
Totals:	140	\$3,331,800.00			
Collin (Texas)	62	<u>Claimant Type</u>	<u>Claims Paid</u>	<u>Amount Paid</u>	 <ul style="list-style-type: none"> ■ Resident ■ Loss
		Resident of County	27	\$316,600.00	
		Claim Loss in County	3	\$102,100.00	
		Totals:	30	\$418,700.00	
Columbia (Florida)	8	<u>Claimant Type</u>	<u>Claims Paid</u>	<u>Amount Paid</u>	 <ul style="list-style-type: none"> ■ Resident ■ Both
		Resident of County	3	\$71,500.00	
		Resident and Loss in County	1	\$40,000.00	
		Totals:	4	\$111,500.00	
Comal (Texas)	12	<u>Claimant Type</u>	<u>Claims Paid</u>	<u>Amount Paid</u>	 <ul style="list-style-type: none"> ■ Resident
		Resident of County	8	\$181,600.00	
		Totals:	8	\$181,600.00	
Concordia (Louisiana)	25	<u>Claimant Type</u>	<u>Claims Paid</u>	<u>Amount Paid</u>	 <ul style="list-style-type: none"> ■ Resident ■ Both
		Resident of County	3	\$155,700.00	
		Resident and Loss in County	2	\$70,000.00	
		Totals:	5	\$225,700.00	

GCCF Program Statistics - Overall Summary (as of October 16, 2010, 5:05 PM ET)


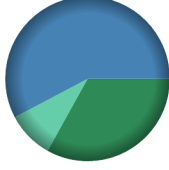
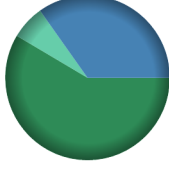
County (State)	Total Claims	Claimant Type	Claims Paid	Amount Paid	Payments in County
Conecuh (Alabama)	13	<u>Claimant Type</u>	<u>Claims Paid</u>	<u>Amount Paid</u>	Payments in County  <ul style="list-style-type: none"> Resident
		Resident of County	5	\$51,700.00	
		Totals:	5	\$51,700.00	
Coosa (Alabama)	3	<u>Claimant Type</u>	<u>Claims Paid</u>	<u>Amount Paid</u>	Payments in County  <ul style="list-style-type: none"> Resident Both
		Resident of County	2	\$10,800.00	
		Resident and Loss in County	1	\$150,000.00	
		Totals:	3	\$160,800.00	
Covington (Alabama)	51	<u>Claimant Type</u>	<u>Claims Paid</u>	<u>Amount Paid</u>	Payments in County  <ul style="list-style-type: none"> Resident Loss Both
		Resident of County	20	\$565,100.00	
		Resident and Loss in County	3	\$97,800.00	
		Claim Loss in County	2	\$132,500.00	
		Totals:	25	\$795,400.00	
Covington (Mississippi)	58	<u>Claimant Type</u>	<u>Claims Paid</u>	<u>Amount Paid</u>	Payments in County  <ul style="list-style-type: none"> Resident
		Resident of County	2	\$39,400.00	
		Totals:	2	\$39,400.00	
Crenshaw (Alabama)	13	<u>Claimant Type</u>	<u>Claims Paid</u>	<u>Amount Paid</u>	Payments in County  <ul style="list-style-type: none"> Loss Both
		Resident and Loss in County	1	\$1,500.00	
		Claim Loss in County	1	\$4,000.00	
		Totals:	2	\$5,500.00	

GCCF Program Statistics - Overall Summary

(as of October 16, 2010, 5:05 PM ET)

County	Total Claims	Claimant Type	Claims Paid	Amount Paid	Payments in County
Cullman (Alabama)	43	<u>Claimant Type</u>	<u>Claims Paid</u>	<u>Amount Paid</u>	Payments in County  Resident
		Resident of County	31	\$318,300.00	
		Totals:	31	\$318,300.00	
		Dale (Alabama)	18	<u>Claimant Type</u>	
Resident of County	7			\$58,100.00	
Resident and Loss in County	1			\$37,600.00	
Totals:	8			\$95,700.00	
Dallas (Alabama)	25	<u>Claimant Type</u>	<u>Claims Paid</u>	<u>Amount Paid</u>	Payments in County  Resident Both
		Resident of County	7	\$81,900.00	
		Resident and Loss in County	1	\$15,000.00	
		Totals:	8	\$96,900.00	
Dallas (Texas)	179	<u>Claimant Type</u>	<u>Claims Paid</u>	<u>Amount Paid</u>	Payments in County  Resident Loss Both
		Resident of County	27	\$304,400.00	
		Resident and Loss in County	1	\$24,000.00	
		Claim Loss in County	7	\$117,800.00	
		Totals:	35	\$446,200.00	
Dekalb (Alabama)	19	<u>Claimant Type</u>	<u>Claims Paid</u>	<u>Amount Paid</u>	Payments in County  Resident Loss
		Resident of County	13	\$143,700.00	
		Claim Loss in County	1	\$10,800.00	
		Totals:	14	\$154,500.00	

GCCF Program Statistics - Overall Summary (as of October 16, 2010, 5:05 PM ET)

County	Total Claims	Claimant Type	Claims Paid	Amount Paid	Payments in County
Denton (Texas)	28	<u>Claimant Type</u>	<u>Claims Paid</u>	<u>Amount Paid</u>	Payments in County  Resident
		Resident of County	8	\$63,300.00	
		Totals:	8	\$63,300.00	
		Desoto (Mississippi)	23	<u>Claimant Type</u>	
Resident of County	15			\$173,800.00	
Totals:	15			\$173,800.00	
Dixie (Florida)	28			<u>Claimant Type</u>	<u>Claims Paid</u>
		Resident of County	1	\$3,000.00	
		Resident and Loss in County	12	\$353,400.00	
		Claim Loss in County	2	\$65,000.00	
		Totals:	15	\$421,400.00	
Duval (Florida)	179	<u>Claimant Type</u>	<u>Claims Paid</u>	<u>Amount Paid</u>	Payments in County  Resident Loss Both
		Resident of County	31	\$573,800.00	
		Resident and Loss in County	14	\$1,001,300.00	
		Claim Loss in County	6	\$159,600.00	
		Totals:	51	\$1,734,700.00	
E. Baton Rouge (Louisiana)	1,090	<u>Claimant Type</u>	<u>Claims Paid</u>	<u>Amount Paid</u>	Payments in County  Resident Loss Both
		Resident of County	125	\$2,301,400.00	
		Resident and Loss in County	45	\$1,368,600.00	
		Claim Loss in County	12	\$262,600.00	
		Totals:	182	\$3,932,600.00	



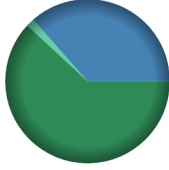
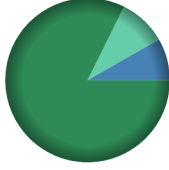

GCCF Program Statistics - Overall Summary (as of October 16, 2010, 5:05 PM ET)

County	Total Claims	Claimant Type	Claims Paid	Amount Paid	Payments in County
E. Feliciana (Louisiana)	15	<u>Claimant Type</u>	<u>Claims Paid</u>	<u>Amount Paid</u>	Payments in County  <ul style="list-style-type: none"> ■ Resident ■ Loss ■ Both
		Resident of County	1	\$14,000.00	
		Resident and Loss in County	3	\$115,000.00	
		Claim Loss in County	1	\$20,000.00	
Totals:	5	\$149,000.00			
Ector (Texas)	2	<u>Claimant Type</u>	<u>Claims Paid</u>	<u>Amount Paid</u>	Payments in County  <ul style="list-style-type: none"> ■ Resident
		Resident of County	1	\$1,500.00	
Totals:	1	\$1,500.00			
El Paso (Texas)	1	<u>Claimant Type</u>	<u>Claims Paid</u>	<u>Amount Paid</u>	Payments in County  <ul style="list-style-type: none"> ■ Resident
		Resident of County	1	\$3,700.00	
Totals:	1	\$3,700.00			
Ellis (Texas)	6	<u>Claimant Type</u>	<u>Claims Paid</u>	<u>Amount Paid</u>	Payments in County  <ul style="list-style-type: none"> ■ Resident
		Resident of County	1	\$25,000.00	
Totals:	1	\$25,000.00			
Elmore (Alabama)	30	<u>Claimant Type</u>	<u>Claims Paid</u>	<u>Amount Paid</u>	Payments in County  <ul style="list-style-type: none"> ■ Resident
		Resident of County	17	\$215,500.00	
Totals:	17	\$215,500.00			

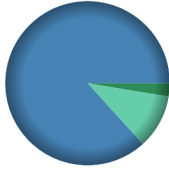


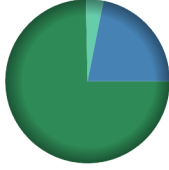
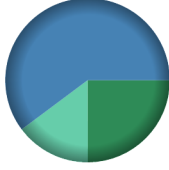
GCCF Program Statistics - Overall Summary (as of October 16, 2010, 5:05 PM ET)

County	Total Claims	Claimant Type	Claims Paid	Amount Paid	Payments in County
Escambia (Alabama)	137	<u>Claimant Type</u>	<u>Claims Paid</u>	<u>Amount Paid</u>	<ul style="list-style-type: none"> Resident Loss Both
		Resident of County	26	\$371,800.00	
		Resident and Loss in County	5	\$70,100.00	
		Claim Loss in County	5	\$128,600.00	
Totals:	36	\$570,500.00			
Escambia (Florida)	10,094	<u>Claimant Type</u>	<u>Claims Paid</u>	<u>Amount Paid</u>	<ul style="list-style-type: none"> Resident Loss Both
		Resident of County	1,191	\$15,093,000.00	
		Resident and Loss in County	2,830	\$51,998,600.00	
		Claim Loss in County	796	\$11,336,000.00	
Totals:	4,817	\$78,427,600.00			
Etowah (Alabama)	47	<u>Claimant Type</u>	<u>Claims Paid</u>	<u>Amount Paid</u>	<ul style="list-style-type: none"> Resident
		Resident of County	26	\$445,100.00	
Totals:	26	\$445,100.00			
Evangeline (Louisiana)	26	<u>Claimant Type</u>	<u>Claims Paid</u>	<u>Amount Paid</u>	<ul style="list-style-type: none"> Resident Both
		Resident of County	5	\$103,900.00	
		Resident and Loss in County	4	\$70,300.00	
Totals:	9	\$174,200.00			
Fayette (Alabama)	7	<u>Claimant Type</u>	<u>Claims Paid</u>	<u>Amount Paid</u>	<ul style="list-style-type: none"> Resident
		Resident of County	6	\$57,100.00	
Totals:	6	\$57,100.00			

GCCF Program Statistics - Overall Summary (as of October 16, 2010, 5:05 PM ET)


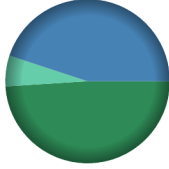

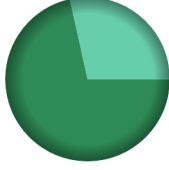

County	Total Claims	Claimant Type	Claims Paid	Amount Paid	Payments in County
Flagler (Florida)	4	<u>Claimant Type</u>	<u>Claims Paid</u>	<u>Amount Paid</u>	Payments in County  <ul style="list-style-type: none"> Resident
		Resident of County	2	\$65,400.00	
		Totals:	2	\$65,400.00	
Foard (Texas)	1	<u>Claimant Type</u>	<u>Claims Paid</u>	<u>Amount Paid</u>	Payments in County  <ul style="list-style-type: none"> Resident
		Resident of County	1	\$13,000.00	
		Totals:	1	\$13,000.00	
Forrest (Mississippi)	521	<u>Claimant Type</u>	<u>Claims Paid</u>	<u>Amount Paid</u>	Payments in County  <ul style="list-style-type: none"> Resident Loss Both
		Resident of County	38	\$588,300.00	
		Resident and Loss in County	7	\$346,800.00	
		Claim Loss in County	2	\$15,100.00	
		Totals:	47	\$950,200.00	
Fort Bend (Texas)	116	<u>Claimant Type</u>	<u>Claims Paid</u>	<u>Amount Paid</u>	Payments in County  <ul style="list-style-type: none"> Resident Loss Both
		Resident of County	28	\$1,287,900.00	
		Resident and Loss in County	7	\$129,300.00	
		Claim Loss in County	6	\$147,300.00	
		Totals:	41	\$1,564,500.00	
Franklin (Alabama)	6	<u>Claimant Type</u>	<u>Claims Paid</u>	<u>Amount Paid</u>	Payments in County  <ul style="list-style-type: none"> Resident
		Resident of County	6	\$62,300.00	
		Totals:	6	\$62,300.00	

GCCF Program Statistics - Overall Summary (as of October 16, 2010, 5:05 PM ET)

County	Total Claims	Claimant Type	Claims Paid	Amount Paid	Payments in County
Franklin (Florida)	1,688	<u>Claimant Type</u>	<u>Claims Paid</u>	<u>Amount Paid</u>	 <ul style="list-style-type: none"> Resident Loss Both
		Resident of County	30	\$370,800.00	
		Resident and Loss in County	984	\$12,358,500.00	
		Claim Loss in County	109	\$1,523,000.00	
		Totals:	1,123	\$14,252,300.00	
Franklin (Louisiana)	5	<u>Claimant Type</u>	<u>Claims Paid</u>	<u>Amount Paid</u>	 <ul style="list-style-type: none"> Resident
		Resident of County	2	\$31,200.00	
		Totals:	2	\$31,200.00	
Franklin (Mississippi)	6	<u>Claimant Type</u>	<u>Claims Paid</u>	<u>Amount Paid</u>	 <ul style="list-style-type: none"> Loss
		Claim Loss in County	1	\$14,600.00	
		Totals:	1	\$14,600.00	
Gadsden (Florida)	46	<u>Claimant Type</u>	<u>Claims Paid</u>	<u>Amount Paid</u>	 <ul style="list-style-type: none"> Resident Loss Both
		Resident of County	8	\$150,900.00	
		Resident and Loss in County	2	\$44,200.00	
		Claim Loss in County	1	\$7,000.00	
		Totals:	11	\$202,100.00	
Galveston (Texas)	897	<u>Claimant Type</u>	<u>Claims Paid</u>	<u>Amount Paid</u>	 <ul style="list-style-type: none"> Resident Loss Both
		Resident of County	109	\$3,064,900.00	
		Resident and Loss in County	290	\$7,398,600.00	
		Claim Loss in County	104	\$1,821,200.00	
		Totals:	503	\$12,284,700.00	




GCCF Program Statistics - Overall Summary

(as of October 16, 2010, 5:05 PM ET)

County	Total Claims	Claimant Type	Claims Paid	Amount Paid	Payments in County
Geneva (Alabama)	35	<u>Claimant Type</u>	<u>Claims Paid</u>	<u>Amount Paid</u>	Payments in County  <ul style="list-style-type: none"> Resident
		Resident of County	9	\$127,500.00	
		Totals:	9	\$127,500.00	
George (Mississippi)	211	<u>Claimant Type</u>	<u>Claims Paid</u>	<u>Amount Paid</u>	Payments in County  <ul style="list-style-type: none"> Resident Loss Both
		Resident of County	32	\$706,300.00	
		Resident and Loss in County	16	\$647,800.00	
		Claim Loss in County	3	\$87,400.00	
		Totals:	51	\$1,441,500.00	
Grant (Louisiana)	9	<u>Claimant Type</u>	<u>Claims Paid</u>	<u>Amount Paid</u>	Payments in County  <ul style="list-style-type: none"> Resident Loss
		Resident of County	1	\$15,500.00	
		Claim Loss in County	1	\$15,000.00	
		Totals:	2	\$30,500.00	
Grayson (Texas)	3	<u>Claimant Type</u>	<u>Claims Paid</u>	<u>Amount Paid</u>	Payments in County  <ul style="list-style-type: none"> Resident Loss
		Resident of County	1	\$8,300.00	
		Claim Loss in County	1	\$3,300.00	
		Totals:	2	\$11,600.00	
Greene (Alabama)	5	<u>Claimant Type</u>	<u>Claims Paid</u>	<u>Amount Paid</u>	Payments in County  <ul style="list-style-type: none"> Resident
		Resident of County	4	\$22,900.00	
		Totals:	4	\$22,900.00	

GCCF Program Statistics - Overall Summary

(as of October 16, 2010, 5:05 PM ET)




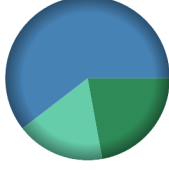
County	Total Claims	Claimant Type	Claims Paid	Amount Paid	Payments in County	
Greene (Mississippi)	62	<u>Claimant Type</u>	<u>Claims Paid</u>	<u>Amount Paid</u>	Payments in County 	
		Resident of County	3	\$16,900.00		Resident
		Resident and Loss in County	3	\$18,900.00		Both
		Totals:	6	\$35,800.00		
Gregg (Texas)	5	<u>Claimant Type</u>	<u>Claims Paid</u>	<u>Amount Paid</u>	Payments in County 	
		Resident of County	3	\$25,600.00		Resident
		Totals:	3	\$25,600.00		
		Guadalupe (Texas)	2	<u>Claimant Type</u>		<u>Claims Paid</u>
Resident of County	2			\$42,600.00	Resident	
Totals:	2			\$42,600.00		
Gulf (Florida)	941			<u>Claimant Type</u>	<u>Claims Paid</u>	<u>Amount Paid</u>
		Resident of County	71	\$995,300.00	Resident	
		Resident and Loss in County	279	\$6,523,100.00	Loss	
		Claim Loss in County	85	\$1,164,300.00	Both	
		Totals:	435	\$8,682,700.00		
Hale (Alabama)	12	<u>Claimant Type</u>	<u>Claims Paid</u>	<u>Amount Paid</u>	Payments in County 	
		Resident of County	6	\$92,200.00		Resident
		Resident and Loss in County	1	\$100,000.00		Both
		Totals:	7	\$192,200.00		

GCCF Program Statistics - Overall Summary (as of October 16, 2010, 5:05 PM ET)

County	Total Claims	Claimant Type	Claims Paid	Amount Paid	Payments in County
Hancock (Mississippi)	1,903	<u>Claimant Type</u>	<u>Claims Paid</u>	<u>Amount Paid</u>	Payments in County
		Resident of County	123	\$2,319,800.00	
		Resident and Loss in County	530	\$13,644,000.00	
		Claim Loss in County	97	\$2,071,900.00	
Totals:	750	\$18,035,700.00			
Hardee (Florida)	1	<u>Claimant Type</u>	<u>Claims Paid</u>	<u>Amount Paid</u>	Payments in County
		Resident of County	1	\$15,000.00	
		Totals:	1	\$15,000.00	
Hardin (Texas)	4	<u>Claimant Type</u>	<u>Claims Paid</u>	<u>Amount Paid</u>	Payments in County
		Resident and Loss in County	1	\$10,000.00	
		Totals:	1	\$10,000.00	
Harris (Texas)	1,365	<u>Claimant Type</u>	<u>Claims Paid</u>	<u>Amount Paid</u>	Payments in County
		Resident of County	294	\$25,803,300.00	
		Resident and Loss in County	130	\$3,578,200.00	
		Claim Loss in County	96	\$1,783,600.00	
Totals:	520	\$31,165,100.00			
Harrison (Mississippi)	14,774	<u>Claimant Type</u>	<u>Claims Paid</u>	<u>Amount Paid</u>	Payments in County
		Resident of County	321	\$6,041,036.50	
		Resident and Loss in County	3,054	\$62,173,400.00	
		Claim Loss in County	598	\$9,903,500.00	
Totals:	3,973	\$78,117,936.50			

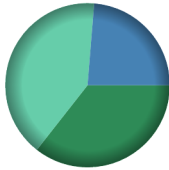

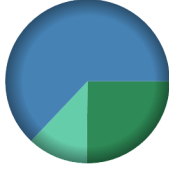

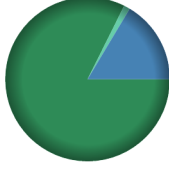
GCCF Program Statistics - Overall Summary

(as of October 16, 2010, 5:05 PM ET)



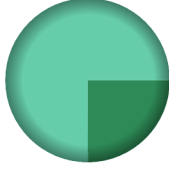
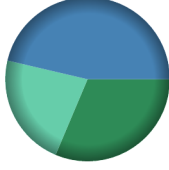
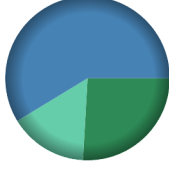
County	Total Claims	Claimant Type	Claims Paid	Amount Paid	Payments in County
Harrison (Texas)	1	<u>Claimant Type</u>	<u>Claims Paid</u>	<u>Amount Paid</u>	Payments in County  <ul style="list-style-type: none"> Resident
		Resident of County	1	\$10,400.00	
		Totals:	1	\$10,400.00	
Hays (Texas)	7	<u>Claimant Type</u>	<u>Claims Paid</u>	<u>Amount Paid</u>	Payments in County  <ul style="list-style-type: none"> Resident
		Resident of County	1	\$25,500.00	
		Totals:	1	\$25,500.00	
Hendry (Florida)	6	<u>Claimant Type</u>	<u>Claims Paid</u>	<u>Amount Paid</u>	Payments in County  <ul style="list-style-type: none"> Resident
		Resident of County	1	\$24,000.00	
		Totals:	1	\$24,000.00	
Henry (Alabama)	7	<u>Claimant Type</u>	<u>Claims Paid</u>	<u>Amount Paid</u>	Payments in County  <ul style="list-style-type: none"> Resident
		Resident of County	2	\$11,600.00	
		Totals:	2	\$11,600.00	
Hernando (Florida)	124	<u>Claimant Type</u>	<u>Claims Paid</u>	<u>Amount Paid</u>	Payments in County  <ul style="list-style-type: none"> Resident Loss Both
		Resident of County	20	\$347,300.00	
		Resident and Loss in County	37	\$948,200.00	
		Claim Loss in County	12	\$272,900.00	
		Totals:	69	\$1,568,400.00	

GCCF Program Statistics - Overall Summary




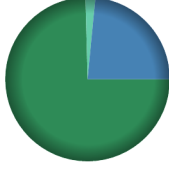

(as of October 16, 2010, 5:05 PM ET)

County	Total Claims	Claimant Type	Claims Paid	Amount Paid	Payments in County
Hidalgo (Texas)	8	<u>Claimant Type</u>	<u>Claims Paid</u>	<u>Amount Paid</u>	Payments in County  <ul style="list-style-type: none"> ■ Resident ■ Loss ■ Both
		Resident of County	2	\$9,000.00	
		Resident and Loss in County	1	\$6,000.00	
		Claim Loss in County	1	\$10,300.00	
Totals:	4	\$25,300.00			
Hill (Texas)	2	<u>Claimant Type</u>	<u>Claims Paid</u>	<u>Amount Paid</u>	Payments in County  <ul style="list-style-type: none"> ■ Resident
		Resident of County	1	\$21,600.00	
		Totals:	1	\$21,600.00	
Hillsborough (Florida)	410	<u>Claimant Type</u>	<u>Claims Paid</u>	<u>Amount Paid</u>	Payments in County  <ul style="list-style-type: none"> ■ Resident ■ Loss ■ Both
		Resident of County	49	\$790,400.00	
		Resident and Loss in County	77	\$1,976,700.00	
		Claim Loss in County	10	\$372,000.00	
Totals:	136	\$3,139,100.00			
Hinds (Mississippi)	89	<u>Claimant Type</u>	<u>Claims Paid</u>	<u>Amount Paid</u>	Payments in County  <ul style="list-style-type: none"> ■ Resident ■ Loss ■ Both
		Resident of County	15	\$154,500.00	
		Resident and Loss in County	1	\$2,800.00	
		Claim Loss in County	4	\$103,200.00	
Totals:	20	\$260,500.00			
Holmes (Florida)	216	<u>Claimant Type</u>	<u>Claims Paid</u>	<u>Amount Paid</u>	Payments in County  <ul style="list-style-type: none"> ■ Resident ■ Loss ■ Both
		Resident of County	71	\$752,800.00	
		Resident and Loss in County	12	\$150,300.00	
		Claim Loss in County	2	\$11,100.00	
Totals:	85	\$914,200.00			

GCCF Program Statistics - Overall Summary (as of October 16, 2010, 5:05 PM ET)

County	Total Claims	Claimant Type	Claims Paid	Amount Paid	Payments in County
Hopkins (Texas)	1	<u>Claimant Type</u>	<u>Claims Paid</u>	<u>Amount Paid</u>	Payments in County  <ul style="list-style-type: none"> Resident
		Resident of County	1	\$9,700.00	
		Totals:	1	\$9,700.00	
Houston (Alabama)	81	<u>Claimant Type</u>	<u>Claims Paid</u>	<u>Amount Paid</u>	Payments in County  <ul style="list-style-type: none"> Resident Both
		Resident of County	24	\$163,300.00	
		Resident and Loss in County	2	\$138,900.00	
		Totals:	26	\$302,200.00	
Humphreys (Mississippi)	3	<u>Claimant Type</u>	<u>Claims Paid</u>	<u>Amount Paid</u>	Payments in County  <ul style="list-style-type: none"> Resident Loss
		Resident of County	1	\$9,300.00	
		Claim Loss in County	1	\$28,000.00	
		Totals:	2	\$37,300.00	
Iberia (Louisiana)	686	<u>Claimant Type</u>	<u>Claims Paid</u>	<u>Amount Paid</u>	Payments in County  <ul style="list-style-type: none"> Resident Loss Both
		Resident of County	101	\$3,327,100.00	
		Resident and Loss in County	196	\$4,917,000.00	
		Claim Loss in County	85	\$2,368,300.00	
Totals:	382	\$10,612,400.00			
Iberville (Louisiana)	113	<u>Claimant Type</u>	<u>Claims Paid</u>	<u>Amount Paid</u>	Payments in County  <ul style="list-style-type: none"> Resident Loss Both
		Resident of County	9	\$270,200.00	
		Resident and Loss in County	21	\$612,600.00	
		Claim Loss in County	5	\$160,900.00	
Totals:	35	\$1,043,700.00			

GCCF Program Statistics - Overall Summary (as of October 16, 2010, 5:05 PM ET)

County	Total Claims	Claimant Type	Claims Paid	Amount Paid	Payments in County
Indian River (Florida)	17	<u>Claimant Type</u>	<u>Claims Paid</u>	<u>Amount Paid</u>	Payments in County  <ul style="list-style-type: none"> ■ Resident ■ Both
		Resident of County	1	\$21,100.00	
		Resident and Loss in County	3	\$157,000.00	
		Totals:	4	\$178,100.00	
Itawamba (Mississippi)	1	<u>Claimant Type</u>	<u>Claims Paid</u>	<u>Amount Paid</u>	Payments in County  <ul style="list-style-type: none"> ■ Resident
		Resident of County	1	\$6,000.00	
		Totals:	1	\$6,000.00	
Jackson (Alabama)	14	<u>Claimant Type</u>	<u>Claims Paid</u>	<u>Amount Paid</u>	Payments in County  <ul style="list-style-type: none"> ■ Resident ■ Loss
		Resident of County	9	\$102,500.00	
		Claim Loss in County	1	\$14,500.00	
		Totals:	10	\$117,000.00	
Jackson (Florida)	162	<u>Claimant Type</u>	<u>Claims Paid</u>	<u>Amount Paid</u>	Payments in County  <ul style="list-style-type: none"> ■ Resident ■ Loss ■ Both
		Resident of County	21	\$305,000.00	
		Resident and Loss in County	3	\$96,000.00	
		Claim Loss in County	1	\$7,900.00	
		Totals:	25	\$408,900.00	
Jackson (Louisiana)	2	<u>Claimant Type</u>	<u>Claims Paid</u>	<u>Amount Paid</u>	Payments in County  <ul style="list-style-type: none"> ■ Resident ■ Both
		Resident of County	1	\$18,600.00	
		Resident and Loss in County	1	\$4,500.00	
		Totals:	2	\$23,100.00	

GCCF Program Statistics - Overall Summary (as of October 16, 2010, 5:05 PM ET)

County	Total Claims	Claimant Type	Claims Paid	Amount Paid	Payments in County
Jackson (Mississippi)	5,808	<u>Claimant Type</u>	<u>Claims Paid</u>	<u>Amount Paid</u>	<p>Payments in County</p> <ul style="list-style-type: none"> Resident Loss Both
		Resident of County	419	\$6,298,900.00	
		Resident and Loss in County	842	\$24,312,058.36	
		Claim Loss in County	337	\$6,165,600.00	
Totals:	1,598	\$36,776,558.36			
Jasper (Mississippi)	32	<u>Claimant Type</u>	<u>Claims Paid</u>	<u>Amount Paid</u>	<p>Payments in County</p> <ul style="list-style-type: none"> Both
		Resident and Loss in County	1	\$25,500.00	
		Totals:	1	\$25,500.00	
Jasper (Texas)	8	<u>Claimant Type</u>	<u>Claims Paid</u>	<u>Amount Paid</u>	<p>Payments in County</p> <ul style="list-style-type: none"> Resident
		Resident of County	3	\$145,700.00	
		Totals:	3	\$145,700.00	
Jefferson (Alabama)	465	<u>Claimant Type</u>	<u>Claims Paid</u>	<u>Amount Paid</u>	<p>Payments in County</p> <ul style="list-style-type: none"> Resident Loss Both
		Resident of County	281	\$3,449,700.00	
		Resident and Loss in County	4	\$103,900.00	
		Claim Loss in County	2	\$54,800.00	
Totals:	287	\$3,608,400.00			
Jefferson (Florida)	11	<u>Claimant Type</u>	<u>Claims Paid</u>	<u>Amount Paid</u>	<p>Payments in County</p> <ul style="list-style-type: none"> Resident Loss Both
		Resident of County	3	\$93,000.00	
		Resident and Loss in County	1	\$1,500.00	
		Claim Loss in County	1	\$6,000.00	
Totals:	5	\$100,500.00			






GCCF Program Statistics - Overall Summary

(as of October 16, 2010, 5:05 PM ET)

County	Total Claims	Claimant Type	Claims Paid	Amount Paid	Payments in County
Jefferson (Louisiana)	24,465	<u>Claimant Type</u>	<u>Claims Paid</u>	<u>Amount Paid</u>	
		Resident of County	1,968	\$31,943,680.32	
		Resident and Loss in County	3,047	\$68,877,000.00	
		Claim Loss in County	1,237	\$20,885,785.21	
		Totals:	6,252	\$121,706,465.53	
Jefferson (Texas)	595	<u>Claimant Type</u>	<u>Claims Paid</u>	<u>Amount Paid</u>	
		Resident of County	97	\$2,960,600.00	
		Resident and Loss in County	250	\$5,853,000.00	
		Claim Loss in County	48	\$1,119,100.00	
		Totals:	395	\$9,932,700.00	
Jefferson Davis (Louisiana)	36	<u>Claimant Type</u>	<u>Claims Paid</u>	<u>Amount Paid</u>	
		Resident of County	4	\$48,600.00	
		Resident and Loss in County	8	\$231,500.00	
		Claim Loss in County	2	\$65,000.00	
		Totals:	14	\$345,100.00	
Jim Hogg (Texas)	1	<u>Claimant Type</u>	<u>Claims Paid</u>	<u>Amount Paid</u>	
		Claim Loss in County	1	\$32,400.00	
		Totals:	1	\$32,400.00	
Jim Wells (Texas)	1	<u>Claimant Type</u>	<u>Claims Paid</u>	<u>Amount Paid</u>	
		Resident and Loss in County	1	\$79,900.00	
		Totals:	1	\$79,900.00	


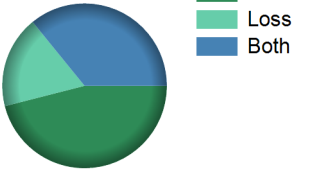

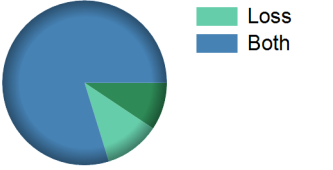
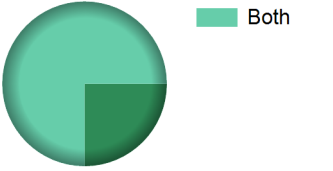
GCCF Program Statistics - Overall Summary

(as of October 16, 2010, 5:05 PM ET)

County	Count	Claimant Type	Claims Paid	Amount Paid	Payments in County
Johnson (Texas)	10	<u>Claimant Type</u>	<u>Claims Paid</u>	<u>Amount Paid</u>	Payments in County  <ul style="list-style-type: none"> Resident
		Resident of County	3	\$111,000.00	
		Totals:	3	\$111,000.00	
Jones (Mississippi)	101	<u>Claimant Type</u>	<u>Claims Paid</u>	<u>Amount Paid</u>	Payments in County  <ul style="list-style-type: none"> Resident Both
		Resident of County	10	\$184,900.00	
		Resident and Loss in County	1	\$50,000.00	
Totals:	11	\$234,900.00			
Kemper (Mississippi)	5	<u>Claimant Type</u>	<u>Claims Paid</u>	<u>Amount Paid</u>	Payments in County  <ul style="list-style-type: none"> Loss
		Claim Loss in County	2	\$108,800.00	
		Totals:	2	\$108,800.00	
Kendall (Texas)	2	<u>Claimant Type</u>	<u>Claims Paid</u>	<u>Amount Paid</u>	Payments in County  <ul style="list-style-type: none"> Resident
		Resident of County	2	\$15,700.00	
		Totals:	2	\$15,700.00	
Kleberg (Texas)	1	<u>Claimant Type</u>	<u>Claims Paid</u>	<u>Amount Paid</u>	Payments in County  <ul style="list-style-type: none"> Resident
		Resident of County	1	\$32,400.00	
		Totals:	1	\$32,400.00	

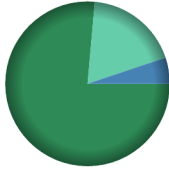




GCCF Program Statistics - Overall Summary

(as of October 16, 2010, 5:05 PM ET)

County	Total Claims	Claimant Type	Claims Paid	Amount Paid	Payments in County
Lafayette (Florida)	4	<u>Claimant Type</u>	<u>Claims Paid</u>	<u>Amount Paid</u>	Payments in County 
		Resident and Loss in County	1	\$226,700.00	
		Totals:	1	\$226,700.00	
Lafayette (Louisiana)	891	<u>Claimant Type</u>	<u>Claims Paid</u>	<u>Amount Paid</u>	Payments in County 
		Resident of County	173	\$4,416,800.00	
		Resident and Loss in County	110	\$3,441,600.00	
		Claim Loss in County	68	\$1,736,900.00	
		Totals:	351	\$9,595,300.00	
Lafayette (Mississippi)	10	<u>Claimant Type</u>	<u>Claims Paid</u>	<u>Amount Paid</u>	Payments in County 
		Resident of County	6	\$76,000.00	
		Totals:	6	\$76,000.00	
Lafourche (Louisiana)	2,122	<u>Claimant Type</u>	<u>Claims Paid</u>	<u>Amount Paid</u>	Payments in County 
		Resident of County	165	\$3,859,500.00	
		Resident and Loss in County	938	\$32,917,400.00	
		Claim Loss in County	199	\$4,488,080.32	
		Totals:	1,302	\$41,264,980.32	
Lake (Florida)	25	<u>Claimant Type</u>	<u>Claims Paid</u>	<u>Amount Paid</u>	Payments in County 
		Resident of County	6	\$45,900.00	
		Resident and Loss in County	5	\$137,900.00	
		Totals:	11	\$183,800.00	

GCCF Program Statistics - Overall Summary

(as of October 16, 2010, 5:05 PM ET)

County	Total Claims	Claimant Type	Claims Paid	Amount Paid	Payments in County
Lamar (Mississippi)	110	<u>Claimant Type</u>	<u>Claims Paid</u>	<u>Amount Paid</u>	Payments in County  <ul style="list-style-type: none"> ■ Resident ■ Loss ■ Both
		Resident of County	9	\$140,900.00	
		Resident and Loss in County	1	\$9,500.00	
		Claim Loss in County	2	\$34,000.00	
Totals:	12	\$184,400.00			
Lamar (Texas)	1	<u>Claimant Type</u>	<u>Claims Paid</u>	<u>Amount Paid</u>	Payments in County  <ul style="list-style-type: none"> ■ Resident
		Resident of County	1	\$3,200.00	
		Totals:	1	\$3,200.00	
Lauderdale (Alabama)	25	<u>Claimant Type</u>	<u>Claims Paid</u>	<u>Amount Paid</u>	Payments in County  <ul style="list-style-type: none"> ■ Resident
		Resident of County	13	\$142,000.00	
		Totals:	13	\$142,000.00	
Lauderdale (Mississippi)	52	<u>Claimant Type</u>	<u>Claims Paid</u>	<u>Amount Paid</u>	Payments in County  <ul style="list-style-type: none"> ■ Resident
		Resident of County	15	\$150,100.00	
		Totals:	15	\$150,100.00	
Lawrence (Alabama)	7	<u>Claimant Type</u>	<u>Claims Paid</u>	<u>Amount Paid</u>	Payments in County  <ul style="list-style-type: none"> ■ Resident ■ Loss
		Resident of County	2	\$21,200.00	
		Claim Loss in County	1	\$1,400.00	
		Totals:	3	\$22,600.00	


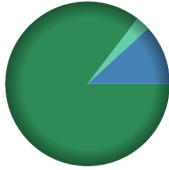
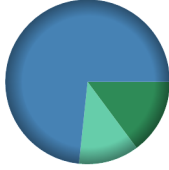
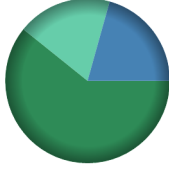

GCCF Program Statistics - Overall Summary

(as of October 16, 2010, 5:05 PM ET)

County	Count	Claimant Type	Claims Paid	Amount Paid	Payments in County
Lawrence (Mississippi)	63	<u>Claimant Type</u>	<u>Claims Paid</u>	<u>Amount Paid</u>	Payments in County 
		Resident and Loss in County	5	\$67,500.00	
		Claim Loss in County	2	\$18,500.00	
		Totals:	7	\$86,000.00	
Leake (Mississippi)	12	<u>Claimant Type</u>	<u>Claims Paid</u>	<u>Amount Paid</u>	Payments in County 
		Resident of County	2	\$63,000.00	
		Totals:	2	\$63,000.00	
Lee (Alabama)	65	<u>Claimant Type</u>	<u>Claims Paid</u>	<u>Amount Paid</u>	Payments in County 
		Resident of County	30	\$287,200.00	
		Totals:	30	\$287,200.00	
Lee (Florida)	673	<u>Claimant Type</u>	<u>Claims Paid</u>	<u>Amount Paid</u>	Payments in County 
		Resident of County	15	\$544,200.00	
		Resident and Loss in County	69	\$2,113,500.00	
		Claim Loss in County	10	\$101,200.00	
		Totals:	94	\$2,758,900.00	
Lee (Mississippi)	13	<u>Claimant Type</u>	<u>Claims Paid</u>	<u>Amount Paid</u>	Payments in County 
		Resident of County	8	\$98,000.00	
		Totals:	8	\$98,000.00	




GCCF Program Statistics - Overall Summary

(as of October 16, 2010, 5:05 PM ET)






County	Total Claims	Claimant Type	Claims Paid	Amount Paid	Payments in County
Leflore (Mississippi)	2	<u>Claimant Type</u>	<u>Claims Paid</u>	<u>Amount Paid</u>	Payments in County  <ul style="list-style-type: none"> Resident
		Resident of County	1	\$7,800.00	
		Totals:	1	\$7,800.00	
Leon (Florida)	309	<u>Claimant Type</u>	<u>Claims Paid</u>	<u>Amount Paid</u>	Payments in County  <ul style="list-style-type: none"> Resident Loss Both
		Resident of County	78	\$1,533,900.00	
		Resident and Loss in County	6	\$211,800.00	
		Claim Loss in County	4	\$50,300.00	
Totals:	88	\$1,796,000.00			
Levy (Florida)	135	<u>Claimant Type</u>	<u>Claims Paid</u>	<u>Amount Paid</u>	Payments in County  <ul style="list-style-type: none"> Resident Loss Both
		Resident of County	10	\$309,300.00	
		Resident and Loss in County	64	\$1,529,800.00	
		Claim Loss in County	9	\$247,300.00	
Totals:	83	\$2,086,400.00			
Liberty (Florida)	48	<u>Claimant Type</u>	<u>Claims Paid</u>	<u>Amount Paid</u>	Payments in County  <ul style="list-style-type: none"> Resident Loss Both
		Resident of County	14	\$132,900.00	
		Resident and Loss in County	4	\$45,200.00	
		Claim Loss in County	1	\$40,600.00	
Totals:	19	\$218,700.00			
Liberty (Texas)	9	<u>Claimant Type</u>	<u>Claims Paid</u>	<u>Amount Paid</u>	Payments in County  <ul style="list-style-type: none"> Resident Both
		Resident of County	1	\$21,500.00	
		Resident and Loss in County	2	\$105,000.00	
		Totals:	3	\$126,500.00	

GCCF Program Statistics - Overall Summary

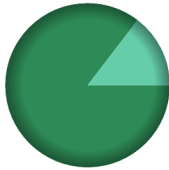
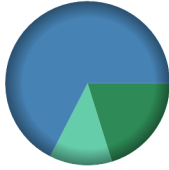


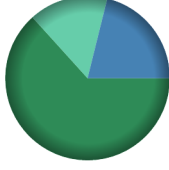
(as of October 16, 2010, 5:05 PM ET)

County	Total Claims	Claimant Type	Claims Paid	Amount Paid	Payments in County
Limestone (Alabama)	40	<u>Claimant Type</u>	<u>Claims Paid</u>	<u>Amount Paid</u>	Payments in County  Resident
		Resident of County	27	\$420,700.00	
		Totals:	27	\$420,700.00	
		Lincoln (Louisiana)	16	<u>Claimant Type</u>	
Resident of County	4			\$133,100.00	
Totals:	4			\$133,100.00	
Lincoln (Mississippi)	23			<u>Claimant Type</u>	<u>Claims Paid</u>
		Resident of County	4	\$112,400.00	
		Resident and Loss in County	1	\$22,200.00	
		Claim Loss in County	1	\$100,000.00	
		Totals:	6	\$234,600.00	
Livingston (Louisiana)	199	<u>Claimant Type</u>	<u>Claims Paid</u>	<u>Amount Paid</u>	Payments in County  Resident Loss Both
		Resident of County	42	\$1,001,200.00	
		Resident and Loss in County	20	\$924,700.00	
		Claim Loss in County	3	\$63,000.00	
		Totals:	65	\$1,988,900.00	
Lowndes (Mississippi)	28	<u>Claimant Type</u>	<u>Claims Paid</u>	<u>Amount Paid</u>	Payments in County  Resident Both
		Resident of County	10	\$102,500.00	
		Resident and Loss in County	1	\$2,400.00	
		Totals:	11	\$104,900.00	

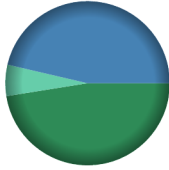


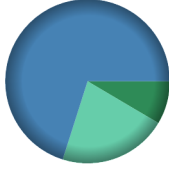

GCCF Program Statistics - Overall Summary (as of October 16, 2010, 5:05 PM ET)

County	Total Claims	Claimant Type	Claims Paid	Amount Paid	Payments in County
Lubbock (Texas)	3	<u>Claimant Type</u>	<u>Claims Paid</u>	<u>Amount Paid</u>	Payments in County  <ul style="list-style-type: none"> Resident
		Resident of County	1	\$2,400.00	
		Totals:	1	\$2,400.00	
Macon (Alabama)	3	<u>Claimant Type</u>	<u>Claims Paid</u>	<u>Amount Paid</u>	Payments in County  <ul style="list-style-type: none"> Resident
		Resident of County	1	\$5,000.00	
		Totals:	1	\$5,000.00	
Madison (Alabama)	202	<u>Claimant Type</u>	<u>Claims Paid</u>	<u>Amount Paid</u>	Payments in County  <ul style="list-style-type: none"> Resident Loss Both
		Resident of County	120	\$1,525,500.00	
		Resident and Loss in County	1	\$48,000.00	
		Claim Loss in County	1	\$3,000.00	
		Totals:	122	\$1,576,500.00	
Madison (Florida)	6	<u>Claimant Type</u>	<u>Claims Paid</u>	<u>Amount Paid</u>	Payments in County  <ul style="list-style-type: none"> Resident Loss
		Resident of County	1	\$2,100.00	
		Claim Loss in County	1	\$1,200.00	
Totals:	2	\$3,300.00			
Madison (Louisiana)	1	<u>Claimant Type</u>	<u>Claims Paid</u>	<u>Amount Paid</u>	Payments in County  <ul style="list-style-type: none"> Resident
		Resident of County	1	\$16,200.00	
		Totals:	1	\$16,200.00	

GCCF Program Statistics - Overall Summary (as of October 16, 2010, 5:05 PM ET)

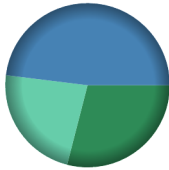

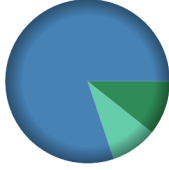

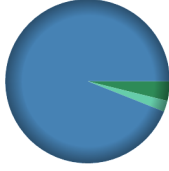
County	Total Claims	Claimant Type	Claims Paid	Amount Paid	Payments in County
Madison (Mississippi)	73	<u>Claimant Type</u>	<u>Claims Paid</u>	<u>Amount Paid</u>	Payments in County  <ul style="list-style-type: none"> ■ Resident ■ Both
		Resident of County	28	\$306,600.00	
		Resident and Loss in County	3	\$52,400.00	
		Totals:	31	\$359,000.00	
Manatee (Florida)	188	<u>Claimant Type</u>	<u>Claims Paid</u>	<u>Amount Paid</u>	Payments in County  <ul style="list-style-type: none"> ■ Resident ■ Loss ■ Both
		Resident of County	17	\$451,000.00	
		Resident and Loss in County	35	\$1,505,600.00	
		Claim Loss in County	10	\$274,500.00	
Totals:	62	\$2,231,100.00			
Marengo (Alabama)	17	<u>Claimant Type</u>	<u>Claims Paid</u>	<u>Amount Paid</u>	Payments in County  <ul style="list-style-type: none"> ■ Resident
		Resident of County	11	\$83,200.00	
		Totals:	11	\$83,200.00	
Marion (Alabama)	4	<u>Claimant Type</u>	<u>Claims Paid</u>	<u>Amount Paid</u>	Payments in County  <ul style="list-style-type: none"> ■ Resident
		Resident of County	1	\$1,200.00	
		Totals:	1	\$1,200.00	
Marion (Florida)	41	<u>Claimant Type</u>	<u>Claims Paid</u>	<u>Amount Paid</u>	Payments in County  <ul style="list-style-type: none"> ■ Resident ■ Loss ■ Both
		Resident of County	9	\$106,000.00	
		Resident and Loss in County	1	\$35,400.00	
		Claim Loss in County	1	\$26,000.00	
Totals:	11	\$167,400.00			

GCCF Program Statistics - Overall Summary (as of October 16, 2010, 5:05 PM ET)

County	Total Claims	Claimant Type	Claims Paid	Amount Paid	Payments in County
Marion (Mississippi)	166	<u>Claimant Type</u>	<u>Claims Paid</u>	<u>Amount Paid</u>	Payments in County  <ul style="list-style-type: none"> ■ Resident ■ Loss ■ Both
		Resident of County	6	\$138,600.00	
		Resident and Loss in County	6	\$135,300.00	
		Claim Loss in County	1	\$18,000.00	
Totals:	13	\$291,900.00			
Marshall (Alabama)	44	<u>Claimant Type</u>	<u>Claims Paid</u>	<u>Amount Paid</u>	Payments in County  <ul style="list-style-type: none"> ■ Resident ■ Both
		Resident of County	23	\$294,700.00	
		Resident and Loss in County	1	\$37,200.00	
		Totals:	24	\$331,900.00	
Martin (Florida)	20	<u>Claimant Type</u>	<u>Claims Paid</u>	<u>Amount Paid</u>	Payments in County  <ul style="list-style-type: none"> ■ Resident ■ Both
		Resident of County	1	\$2,200.00	
		Resident and Loss in County	5	\$109,500.00	
		Totals:	6	\$111,700.00	
Matagorda (Texas)	155	<u>Claimant Type</u>	<u>Claims Paid</u>	<u>Amount Paid</u>	Payments in County  <ul style="list-style-type: none"> ■ Resident ■ Loss ■ Both
		Resident of County	12	\$320,900.00	
		Resident and Loss in County	57	\$2,643,800.00	
		Claim Loss in County	11	\$806,400.00	
Totals:	80	\$3,771,100.00			
McLennan (Texas)	12	<u>Claimant Type</u>	<u>Claims Paid</u>	<u>Amount Paid</u>	Payments in County  <ul style="list-style-type: none"> ■ Resident
		Resident of County	7	\$170,700.00	
		Totals:	7	\$170,700.00	





GCCF Program Statistics - Overall Summary

(as of October 16, 2010, 5:05 PM ET)

County	Total Claims	Claimant Type	Claims Paid	Amount Paid	Payments in County
Miami-dade (Florida)	323	<u>Claimant Type</u>	<u>Claims Paid</u>	<u>Amount Paid</u>	Payments in County  <ul style="list-style-type: none"> ■ Resident ■ Loss ■ Both
		Resident of County	19	\$343,700.00	
		Resident and Loss in County	14	\$569,300.00	
		Claim Loss in County	10	\$272,000.00	
Totals:	43	\$1,185,000.00			
Milam (Texas)	1	<u>Claimant Type</u>	<u>Claims Paid</u>	<u>Amount Paid</u>	Payments in County  <ul style="list-style-type: none"> ■ Resident
		Resident of County	1	\$5,800.00	
		Totals:	1	\$5,800.00	
Mobile (Alabama)	14,560	<u>Claimant Type</u>	<u>Claims Paid</u>	<u>Amount Paid</u>	Payments in County  <ul style="list-style-type: none"> ■ Resident ■ Loss ■ Both
		Resident of County	654	\$10,580,665.00	
		Resident and Loss in County	3,909	\$79,256,600.00	
		Claim Loss in County	404	\$9,040,900.00	
Totals:	4,967	\$98,878,165.00			
Monroe (Alabama)	71	<u>Claimant Type</u>	<u>Claims Paid</u>	<u>Amount Paid</u>	Payments in County  <ul style="list-style-type: none"> ■ Resident ■ Both
		Resident of County	34	\$614,700.00	
		Resident and Loss in County	11	\$150,400.00	
		Totals:	45	\$765,100.00	
Monroe (Florida)	1,371	<u>Claimant Type</u>	<u>Claims Paid</u>	<u>Amount Paid</u>	Payments in County  <ul style="list-style-type: none"> ■ Resident ■ Loss ■ Both
		Resident of County	16	\$472,500.00	
		Resident and Loss in County	364	\$11,536,000.00	
		Claim Loss in County	19	\$268,400.00	
Totals:	399	\$12,276,900.00			


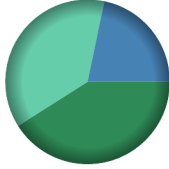



GCCF Program Statistics - Overall Summary

(as of October 16, 2010, 5:05 PM ET)

County	Total Claims	Claimant Type	Claims Paid	Amount Paid	Payments in County
Monroe (Mississippi)	12	<u>Claimant Type</u>	<u>Claims Paid</u>	<u>Amount Paid</u>	Payments in County  <ul style="list-style-type: none"> Resident
		Resident of County	8	\$94,400.00	
		Totals:	8	\$94,400.00	
Montgomery (Alabama)	170	<u>Claimant Type</u>	<u>Claims Paid</u>	<u>Amount Paid</u>	Payments in County  <ul style="list-style-type: none"> Resident Both
		Resident of County	79	\$1,070,100.00	
		Resident and Loss in County	3	\$241,700.00	
Totals:	82	\$1,311,800.00			
Montgomery (Mississippi)	1	<u>Claimant Type</u>	<u>Claims Paid</u>	<u>Amount Paid</u>	Payments in County  <ul style="list-style-type: none"> Resident
		Resident of County	1	\$20,000.00	
		Totals:	1	\$20,000.00	
Montgomery (Texas)	76	<u>Claimant Type</u>	<u>Claims Paid</u>	<u>Amount Paid</u>	Payments in County  <ul style="list-style-type: none"> Resident Both
		Resident of County	18	\$320,700.00	
		Resident and Loss in County	2	\$70,700.00	
Totals:	20	\$391,400.00			
Morgan (Alabama)	70	<u>Claimant Type</u>	<u>Claims Paid</u>	<u>Amount Paid</u>	Payments in County  <ul style="list-style-type: none"> Resident
		Resident of County	45	\$521,300.00	
		Totals:	45	\$521,300.00	


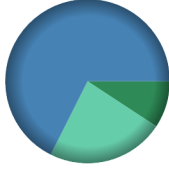

GCCF Program Statistics - Overall Summary

(as of October 16, 2010, 5:05 PM ET)

County	Total Claims	Claimant Type	Claims Paid	Amount Paid	Payments in County
Nacogdoches (Texas)	12	<u>Claimant Type</u>	<u>Claims Paid</u>	<u>Amount Paid</u>	Payments in County  <ul style="list-style-type: none"> ■ Resident ■ Loss
		Resident of County	1	\$41,600.00	
		Claim Loss in County	4	\$250,400.00	
		Totals:	5	\$292,000.00	
Nassau (Florida)	9	<u>Claimant Type</u>	<u>Claims Paid</u>	<u>Amount Paid</u>	Payments in County  <ul style="list-style-type: none"> ■ Resident ■ Loss ■ Both
		Resident of County	2	\$58,700.00	
		Resident and Loss in County	2	\$31,100.00	
		Claim Loss in County	1	\$53,300.00	
Totals:	5	\$143,100.00			
Natchitoches (Louisiana)	10	<u>Claimant Type</u>	<u>Claims Paid</u>	<u>Amount Paid</u>	Payments in County  <ul style="list-style-type: none"> ■ Resident ■ Both
		Resident of County	3	\$61,000.00	
		Resident and Loss in County	2	\$48,400.00	
		Totals:	5	\$109,400.00	
Neshoba (Mississippi)	25	<u>Claimant Type</u>	<u>Claims Paid</u>	<u>Amount Paid</u>	Payments in County  <ul style="list-style-type: none"> ■ Resident ■ Loss
		Resident of County	1	\$138,900.00	
		Claim Loss in County	1	\$74,000.00	
		Totals:	2	\$212,900.00	
Newton (Mississippi)	7	<u>Claimant Type</u>	<u>Claims Paid</u>	<u>Amount Paid</u>	Payments in County  <ul style="list-style-type: none"> ■ Resident
		Resident of County	2	\$80,000.00	
		Totals:	2	\$80,000.00	

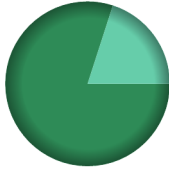
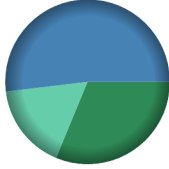
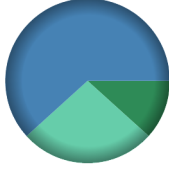

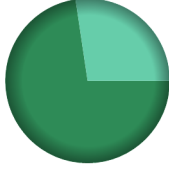
GCCF Program Statistics - Overall Summary

(as of October 16, 2010, 5:05 PM ET)

County	Total Claims	Claimant Type	Claims Paid	Amount Paid	Payments in County
Noxubee (Mississippi)	7	<u>Claimant Type</u>	<u>Claims Paid</u>	<u>Amount Paid</u>	Payments in County  <ul style="list-style-type: none"> Resident
		Resident of County	1	\$8,800.00	
		Totals:	1	\$8,800.00	
Nueces (Texas)	36	<u>Claimant Type</u>	<u>Claims Paid</u>	<u>Amount Paid</u>	Payments in County  <ul style="list-style-type: none"> Resident Loss Both
		Resident of County	3	\$47,800.00	
		Resident and Loss in County	3	\$73,900.00	
		Claim Loss in County	1	\$15,200.00	
		Totals:	7	\$136,900.00	
Okaloosa (Florida)	14,307	<u>Claimant Type</u>	<u>Claims Paid</u>	<u>Amount Paid</u>	Payments in County  <ul style="list-style-type: none"> Resident Loss Both
		Resident of County	904	\$12,902,700.00	
		Resident and Loss in County	4,819	\$94,275,900.00	
		Claim Loss in County	2,395	\$32,270,900.00	
		Totals:	8,118	\$139,449,500.00	
Okeechobee (Florida)	5	<u>Claimant Type</u>	<u>Claims Paid</u>	<u>Amount Paid</u>	Payments in County  <ul style="list-style-type: none"> Loss
		Claim Loss in County	1	\$5,000.00	
		Totals:	1	\$5,000.00	
Oktibbeha (Mississippi)	14	<u>Claimant Type</u>	<u>Claims Paid</u>	<u>Amount Paid</u>	Payments in County  <ul style="list-style-type: none"> Resident
		Resident of County	8	\$98,800.00	
		Totals:	8	\$98,800.00	

GCCF Program Statistics - Overall Summary

(as of October 16, 2010, 5:05 PM ET)

County	Total Claims	Claimant Type	Claims Paid	Amount Paid	Payments in County
Orange (Florida)	186	<u>Claimant Type</u>	<u>Claims Paid</u>	<u>Amount Paid</u>	Payments in County  <ul style="list-style-type: none"> ■ Resident ■ Both
		Resident of County	44	\$738,900.00	
		Resident and Loss in County	6	\$185,000.00	
		Totals:	50	\$923,900.00	
Orange (Texas)	70	<u>Claimant Type</u>	<u>Claims Paid</u>	<u>Amount Paid</u>	Payments in County  <ul style="list-style-type: none"> ■ Resident ■ Loss ■ Both
		Resident of County	18	\$245,700.00	
		Resident and Loss in County	16	\$407,900.00	
		Claim Loss in County	5	\$132,500.00	
Totals:	39	\$786,100.00			
Orleans (Louisiana)	33,379	<u>Claimant Type</u>	<u>Claims Paid</u>	<u>Amount Paid</u>	Payments in County  <ul style="list-style-type: none"> ■ Resident ■ Loss ■ Both
		Resident of County	993	\$15,347,400.00	
		Resident and Loss in County	5,461	\$81,114,400.00	
		Claim Loss in County	2,297	\$34,982,800.00	
Totals:	8,751	\$131,444,600.00			
Osceola (Florida)	15	<u>Claimant Type</u>	<u>Claims Paid</u>	<u>Amount Paid</u>	Payments in County  <ul style="list-style-type: none"> ■ Resident
		Resident of County	3	\$27,400.00	
		Totals:	3	\$27,400.00	
Ouachita (Louisiana)	65	<u>Claimant Type</u>	<u>Claims Paid</u>	<u>Amount Paid</u>	Payments in County  <ul style="list-style-type: none"> ■ Resident ■ Both
		Resident of County	20	\$278,000.00	
		Resident and Loss in County	4	\$104,600.00	
		Totals:	24	\$382,600.00	

GCCF Program Statistics - Overall Summary (as of October 16, 2010, 5:05 PM ET)

County	Total Claims	Claimant Type	Claims Paid	Amount Paid	Payments in County
Palm Beach (Florida)	127	<u>Claimant Type</u>	<u>Claims Paid</u>	<u>Amount Paid</u>	
		Resident of County	11	\$169,700.00	
		Resident and Loss in County	8	\$447,500.00	
		Claim Loss in County	3	\$25,900.00	
Totals:	22	\$643,100.00			
Panola (Mississippi)	3	<u>Claimant Type</u>	<u>Claims Paid</u>	<u>Amount Paid</u>	
		Resident of County	2	\$14,700.00	
		Totals:	2	\$14,700.00	
Parker (Texas)	3	<u>Claimant Type</u>	<u>Claims Paid</u>	<u>Amount Paid</u>	
		Resident of County	1	\$5,800.00	
		Totals:	1	\$5,800.00	
Pasco (Florida)	317	<u>Claimant Type</u>	<u>Claims Paid</u>	<u>Amount Paid</u>	
		Resident of County	60	\$1,218,900.00	
		Resident and Loss in County	85	\$2,445,000.00	
		Claim Loss in County	13	\$255,300.00	
Totals:	158	\$3,919,200.00			
Pearl River (Mississippi)	417	<u>Claimant Type</u>	<u>Claims Paid</u>	<u>Amount Paid</u>	
		Resident of County	81	\$1,330,900.00	
		Resident and Loss in County	16	\$570,700.00	
		Claim Loss in County	1	\$44,000.00	
Totals:	98	\$1,945,600.00			

GCCF Program Statistics - Overall Summary

(as of October 16, 2010, 5:05 PM ET)

County	Count	Claimant Type	Claims Paid	Amount Paid	Payments in County
Perry (Alabama)	3	<u>Claimant Type</u>	<u>Claims Paid</u>	<u>Amount Paid</u>	Payments in County  <ul style="list-style-type: none"> Loss
		Claim Loss in County	1	\$35,000.00	
		Totals:	1	\$35,000.00	
Perry (Mississippi)	34	<u>Claimant Type</u>	<u>Claims Paid</u>	<u>Amount Paid</u>	Payments in County  <ul style="list-style-type: none"> Resident Both
		Resident of County	2	\$71,600.00	
		Resident and Loss in County	3	\$44,200.00	
Totals:	5	\$115,800.00			
Pickens (Alabama)	10	<u>Claimant Type</u>	<u>Claims Paid</u>	<u>Amount Paid</u>	Payments in County  <ul style="list-style-type: none"> Resident
		Resident of County	4	\$52,800.00	
		Totals:	4	\$52,800.00	
Pike (Alabama)	25	<u>Claimant Type</u>	<u>Claims Paid</u>	<u>Amount Paid</u>	Payments in County  <ul style="list-style-type: none"> Resident
		Resident of County	4	\$28,000.00	
		Totals:	4	\$28,000.00	
Pike (Mississippi)	79	<u>Claimant Type</u>	<u>Claims Paid</u>	<u>Amount Paid</u>	Payments in County  <ul style="list-style-type: none"> Resident Loss Both
		Resident of County	13	\$159,200.00	
		Resident and Loss in County	1	\$100,000.00	
Claim Loss in County	1	\$12,000.00			
Totals:	15	\$271,200.00			

GCCF Program Statistics - Overall Summary

(as of October 16, 2010, 5:05 PM ET)






County	Total Claims	Claimant Type	Claims Paid	Amount Paid	Payments in County
Pinellas (Florida)	1,359	<u>Claimant Type</u>	<u>Claims Paid</u>	<u>Amount Paid</u>	<p>Payments in County</p> <ul style="list-style-type: none"> Resident Loss Both
		Resident of County	40	\$1,313,900.00	
		Resident and Loss in County	273	\$5,657,600.00	
		Claim Loss in County	67	\$1,317,400.00	
Totals:	380	\$8,288,900.00			
Plaquemines (Louisiana)	3,055	<u>Claimant Type</u>	<u>Claims Paid</u>	<u>Amount Paid</u>	<p>Payments in County</p> <ul style="list-style-type: none"> Resident Loss Both
		Resident of County	115	\$3,926,300.00	
		Resident and Loss in County	1,033	\$59,794,900.00	
		Claim Loss in County	540	\$17,510,300.00	
Totals:	1,688	\$81,231,500.00			
Pointe Coupee (Louisiana)	25	<u>Claimant Type</u>	<u>Claims Paid</u>	<u>Amount Paid</u>	<p>Payments in County</p> <ul style="list-style-type: none"> Resident Both
		Resident of County	4	\$120,800.00	
		Resident and Loss in County	2	\$37,000.00	
		Totals:	6	\$157,800.00	
Polk (Florida)	55	<u>Claimant Type</u>	<u>Claims Paid</u>	<u>Amount Paid</u>	<p>Payments in County</p> <ul style="list-style-type: none"> Resident Loss Both
		Resident of County	9	\$144,600.00	
		Resident and Loss in County	5	\$145,000.00	
		Claim Loss in County	1	\$9,200.00	
Totals:	15	\$298,800.00			
Polk (Texas)	5	<u>Claimant Type</u>	<u>Claims Paid</u>	<u>Amount Paid</u>	<p>Payments in County</p> <ul style="list-style-type: none"> Resident
		Resident of County	1	\$80,700.00	
		Totals:	1	\$80,700.00	

GCCF Program Statistics - Overall Summary

(as of October 16, 2010, 5:05 PM ET)


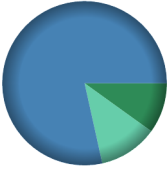

County	Total Claims	Claimant Type	Claims Paid	Amount Paid	Payments in County
Putnam (Florida)	9				 Legend: Both
		Resident and Loss in County	2	\$51,500.00	
		Totals:	2	\$51,500.00	
Randolph (Alabama)	7				 Legend: Resident
		Resident of County	4	\$50,300.00	
		Totals:	4	\$50,300.00	
Rankin (Mississippi)	59				 Legend: Resident
		Resident of County	22	\$418,200.00	
		Totals:	22	\$418,200.00	
Rapides (Louisiana)	96				 Legend: Resident, Both
		Resident of County	16	\$313,800.00	
		Resident and Loss in County	5	\$309,800.00	
Totals:	21	\$623,600.00			
Richland (Louisiana)	4				 Legend: Resident
		Resident of County	3	\$114,400.00	
		Totals:	3	\$114,400.00	

GCCF Program Statistics - Overall Summary (as of October 16, 2010, 5:05 PM ET)





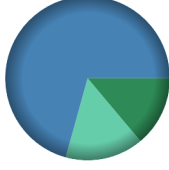
County	Total Claims	Claimant Type	Claims Paid	Amount Paid	Payments in County
Rockwall (Texas)	6	<u>Claimant Type</u>	<u>Claims Paid</u>	<u>Amount Paid</u>	Payments in County  Resident
		Resident of County	3	\$46,500.00	
		Totals:	3	\$46,500.00	
Russell (Alabama)	12	<u>Claimant Type</u>	<u>Claims Paid</u>	<u>Amount Paid</u>	Payments in County  Resident
		Resident of County	2	\$21,100.00	
		Totals:	2	\$21,100.00	
Sabine (Louisiana)	8	<u>Claimant Type</u>	<u>Claims Paid</u>	<u>Amount Paid</u>	Payments in County  Resident
		Resident of County	1	\$16,800.00	
		Totals:	1	\$16,800.00	
Sabine (Texas)	1	<u>Claimant Type</u>	<u>Claims Paid</u>	<u>Amount Paid</u>	Payments in County  Resident
		Resident of County	1	\$40,000.00	
		Totals:	1	\$40,000.00	
San Jacinto (Texas)	5	<u>Claimant Type</u>	<u>Claims Paid</u>	<u>Amount Paid</u>	Payments in County  Resident Loss
		Resident of County	2	\$49,200.00	
		Claim Loss in County	1	\$30,000.00	
		Totals:	3	\$79,200.00	

GCCF Program Statistics - Overall Summary

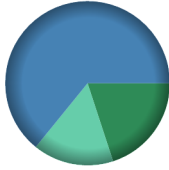


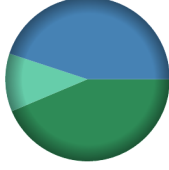
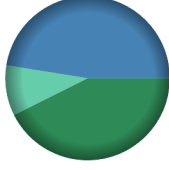
(as of October 16, 2010, 5:05 PM ET)

County	Total Claims	Claimant Type	Claims Paid	Amount Paid	Payments in County
San Patricio (Texas)	25	<u>Claimant Type</u>	<u>Claims Paid</u>	<u>Amount Paid</u>	Payments in County  Both
		Resident and Loss in County	4	\$146,000.00	
		Totals:	4	\$146,000.00	
		Santa Rosa (Florida)	5,074	<u>Claimant Type</u>	
Resident of County	625			\$8,256,200.00	
Resident and Loss in County	1,227			\$28,701,000.00	
Claim Loss in County	923			\$12,087,600.00	
Totals:	2,775			\$49,044,800.00	
Sarasota (Florida)	191	<u>Claimant Type</u>	<u>Claims Paid</u>	<u>Amount Paid</u>	Payments in County  Resident Loss Both
		Resident of County	7	\$65,900.00	
		Resident and Loss in County	17	\$519,900.00	
		Claim Loss in County	5	\$76,800.00	
		Totals:	29	\$662,600.00	
Scott (Mississippi)	23	<u>Claimant Type</u>	<u>Claims Paid</u>	<u>Amount Paid</u>	Payments in County  Resident
		Resident of County	6	\$58,000.00	
		Totals:	6	\$58,000.00	
Seminole (Florida)	43	<u>Claimant Type</u>	<u>Claims Paid</u>	<u>Amount Paid</u>	Payments in County  Resident
		Resident of County	12	\$169,000.00	
		Totals:	12	\$169,000.00	

GCCF Program Statistics - Overall Summary (as of October 16, 2010, 5:05 PM ET)

County	Total Claims	Claimant Type	Claims Paid	Amount Paid	Payments in County
Sharkey (Mississippi)	1	<u>Claimant Type</u>	<u>Claims Paid</u>	<u>Amount Paid</u>	Payments in County  <ul style="list-style-type: none"> Resident
		Resident of County	1	\$4,800.00	
		Totals:	1	\$4,800.00	
Shelby (Alabama)	184	<u>Claimant Type</u>	<u>Claims Paid</u>	<u>Amount Paid</u>	Payments in County  <ul style="list-style-type: none"> Resident Loss Both
		Resident of County	110	\$1,314,000.00	
		Resident and Loss in County	2	\$23,500.00	
		Claim Loss in County	1	\$28,800.00	
Totals:	113	\$1,366,300.00			
Simpson (Mississippi)	31	<u>Claimant Type</u>	<u>Claims Paid</u>	<u>Amount Paid</u>	Payments in County  <ul style="list-style-type: none"> Resident
		Resident of County	2	\$36,200.00	
		Totals:	2	\$36,200.00	
Smith (Texas)	5	<u>Claimant Type</u>	<u>Claims Paid</u>	<u>Amount Paid</u>	Payments in County  <ul style="list-style-type: none"> Resident
		Resident of County	1	\$35,200.00	
		Totals:	1	\$35,200.00	
St. Bernard (Louisiana)	2,505	<u>Claimant Type</u>	<u>Claims Paid</u>	<u>Amount Paid</u>	Payments in County  <ul style="list-style-type: none"> Resident Loss Both
		Resident of County	259	\$4,361,300.00	
		Resident and Loss in County	632	\$22,181,900.00	
		Claim Loss in County	159	\$4,827,700.00	
Totals:	1,050	\$31,370,900.00			

GCCF Program Statistics - Overall Summary (as of October 16, 2010, 5:05 PM ET)

County	Total Claims	Claimant Type	Claims Paid	Amount Paid	Payments in County
St. Charles (Louisiana)	1,668	<u>Claimant Type</u>	<u>Claims Paid</u>	<u>Amount Paid</u>	Payments in County  <ul style="list-style-type: none"> ■ Resident ■ Loss ■ Both
		Resident of County	126	\$1,922,900.00	
		Resident and Loss in County	190	\$6,175,300.00	
		Claim Loss in County	81	\$1,526,400.00	
Totals:	397	\$9,624,600.00			
St. Clair (Alabama)	36	<u>Claimant Type</u>	<u>Claims Paid</u>	<u>Amount Paid</u>	Payments in County  <ul style="list-style-type: none"> ■ Resident
		Resident of County	23	\$332,000.00	
		Totals:	23	\$332,000.00	
St. Helena (Louisiana)	19	<u>Claimant Type</u>	<u>Claims Paid</u>	<u>Amount Paid</u>	Payments in County  <ul style="list-style-type: none"> ■ Resident ■ Loss
		Resident of County	3	\$50,500.00	
		Claim Loss in County	1	\$25,000.00	
		Totals:	4	\$75,500.00	
St. James (Louisiana)	224	<u>Claimant Type</u>	<u>Claims Paid</u>	<u>Amount Paid</u>	Payments in County  <ul style="list-style-type: none"> ■ Resident ■ Loss ■ Both
		Resident of County	8	\$195,700.00	
		Resident and Loss in County	8	\$201,500.00	
		Claim Loss in County	1	\$51,300.00	
Totals:	17	\$448,500.00			
St. John The Baptist (Louisiana)	1,815	<u>Claimant Type</u>	<u>Claims Paid</u>	<u>Amount Paid</u>	Payments in County  <ul style="list-style-type: none"> ■ Resident ■ Loss ■ Both
		Resident of County	78	\$1,062,100.00	
		Resident and Loss in County	41	\$1,182,900.00	
		Claim Loss in County	17	\$247,100.00	
Totals:	136	\$2,492,100.00			

GCCF Program Statistics - Overall Summary (as of October 16, 2010, 5:05 PM ET)




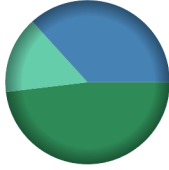
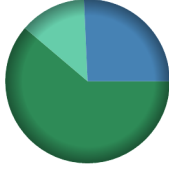
County	Total Claims	Claimant Type	Claims Paid	Amount Paid	Payments in County
St. Johns (Florida)	28	<u>Claimant Type</u>	<u>Claims Paid</u>	<u>Amount Paid</u>	<ul style="list-style-type: none"> Resident Both
		Resident of County	7	\$133,500.00	
		Resident and Loss in County	4	\$76,500.00	
		Totals:	11	\$210,000.00	
St. Landry (Louisiana)	119	<u>Claimant Type</u>	<u>Claims Paid</u>	<u>Amount Paid</u>	<ul style="list-style-type: none"> Resident Loss Both
		Resident of County	18	\$394,100.00	
		Resident and Loss in County	13	\$438,400.00	
		Claim Loss in County	4	\$139,300.00	
Totals:	35	\$971,800.00			
St. Lucie (Florida)	20	<u>Claimant Type</u>	<u>Claims Paid</u>	<u>Amount Paid</u>	<ul style="list-style-type: none"> Resident Both
		Resident of County	3	\$66,500.00	
		Resident and Loss in County	1	\$60,000.00	
		Totals:	4	\$126,500.00	
St. Martin (Louisiana)	462	<u>Claimant Type</u>	<u>Claims Paid</u>	<u>Amount Paid</u>	<ul style="list-style-type: none"> Resident Loss Both
		Resident of County	45	\$1,111,600.00	
		Resident and Loss in County	166	\$3,996,250.00	
		Claim Loss in County	13	\$209,100.00	
Totals:	224	\$5,316,950.00			
St. Mary (Louisiana)	963	<u>Claimant Type</u>	<u>Claims Paid</u>	<u>Amount Paid</u>	<ul style="list-style-type: none"> Resident Loss Both
		Resident of County	90	\$2,202,500.00	
		Resident and Loss in County	293	\$7,840,800.00	
		Claim Loss in County	140	\$5,127,400.00	
Totals:	523	\$15,170,700.00			

GCCF Program Statistics - Overall Summary (as of October 16, 2010, 5:05 PM ET)

County	Total Claims	Claimant Type	Claims Paid	Amount Paid	Payments in County
St. Tammany (Louisiana)	3,448	<u>Claimant Type</u>	<u>Claims Paid</u>	<u>Amount Paid</u>	
		Resident of County	427	\$8,821,000.00	
		Resident and Loss in County	615	\$17,868,000.00	
		Claim Loss in County	187	\$4,145,565.00	
Totals:	1,229	\$30,834,565.00			
Stone (Mississippi)	386	<u>Claimant Type</u>	<u>Claims Paid</u>	<u>Amount Paid</u>	
		Resident of County	50	\$956,200.00	
		Resident and Loss in County	15	\$703,000.00	
		Claim Loss in County	5	\$82,800.00	
Totals:	70	\$1,742,000.00			
Sumter (Alabama)	5	<u>Claimant Type</u>	<u>Claims Paid</u>	<u>Amount Paid</u>	
		Resident of County	1	\$46,200.00	
Totals:	1	\$46,200.00			
Sumter (Florida)	9	<u>Claimant Type</u>	<u>Claims Paid</u>	<u>Amount Paid</u>	
		Resident of County	4	\$63,300.00	
Totals:	4	\$63,300.00			
Sunflower (Mississippi)	7	<u>Claimant Type</u>	<u>Claims Paid</u>	<u>Amount Paid</u>	
		Resident of County	2	\$22,600.00	
Totals:	2	\$22,600.00			

GCCF Program Statistics - Overall Summary

(as of October 16, 2010, 5:05 PM ET)

County	Total Claims	Claimant Type	Claims Paid	Amount Paid	Payments in County
Suwannee (Florida)	3	<u>Claimant Type</u>	<u>Claims Paid</u>	<u>Amount Paid</u>	Payments in County  Resident
		Resident of County	1	\$3,200.00	
		Totals:	1	\$3,200.00	
Talladega (Alabama)	29	<u>Claimant Type</u>	<u>Claims Paid</u>	<u>Amount Paid</u>	Payments in County  Resident
		Resident of County	20	\$117,700.00	
		Totals:	20	\$117,700.00	
Tallapoosa (Alabama)	20	<u>Claimant Type</u>	<u>Claims Paid</u>	<u>Amount Paid</u>	Payments in County  Resident
		Resident of County	8	\$58,000.00	
		Totals:	8	\$58,000.00	
Tangipahoa (Louisiana)	692	<u>Claimant Type</u>	<u>Claims Paid</u>	<u>Amount Paid</u>	Payments in County  Resident Loss Both
		Resident of County	94	\$2,286,600.00	
		Resident and Loss in County	83	\$1,745,600.00	
		Claim Loss in County	21	\$721,200.00	
		Totals:	198	\$4,753,400.00	
Tarrant (Texas)	139	<u>Claimant Type</u>	<u>Claims Paid</u>	<u>Amount Paid</u>	Payments in County  Resident Loss Both
		Resident of County	43	\$836,300.00	
		Resident and Loss in County	4	\$351,100.00	
		Claim Loss in County	4	\$178,700.00	
		Totals:	51	\$1,366,100.00	


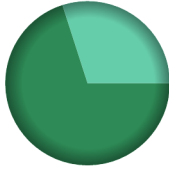



GCCF Program Statistics - Overall Summary

(as of October 16, 2010, 5:05 PM ET)

County	Total Claims	Claimant Type	Claims Paid	Amount Paid	Payments in County
Taylor (Florida)	53	<u>Claimant Type</u>	<u>Claims Paid</u>	<u>Amount Paid</u>	Payments in County
		Resident of County	7	\$294,300.00	
		Resident and Loss in County	28	\$858,000.00	
		Claim Loss in County	1	\$4,800.00	
Totals:	36	\$1,157,100.00			
Terrebonne (Louisiana)	3,795	<u>Claimant Type</u>	<u>Claims Paid</u>	<u>Amount Paid</u>	Payments in County
		Resident of County	141	\$3,553,285.21	
		Resident and Loss in County	1,907	\$55,151,800.00	
		Claim Loss in County	304	\$8,408,800.00	
Totals:	2,352	\$67,113,885.21			
Tishomingo (Mississippi)	1	<u>Claimant Type</u>	<u>Claims Paid</u>	<u>Amount Paid</u>	Payments in County
		Resident of County	1	\$2,100.00	
Totals:	1	\$2,100.00			
Travis (Texas)	52	<u>Claimant Type</u>	<u>Claims Paid</u>	<u>Amount Paid</u>	Payments in County
		Resident of County	10	\$121,400.00	
		Resident and Loss in County	1	\$15,000.00	
Totals:	11	\$136,400.00			
Tuscaloosa (Alabama)	158	<u>Claimant Type</u>	<u>Claims Paid</u>	<u>Amount Paid</u>	Payments in County
		Resident of County	90	\$905,000.00	
		Resident and Loss in County	2	\$22,000.00	
		Claim Loss in County	2	\$49,000.00	
Totals:	94	\$976,000.00			



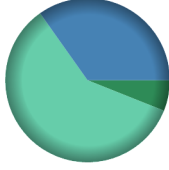


GCCF Program Statistics - Overall Summary

(as of October 16, 2010, 5:05 PM ET)

State	Total Claims	Claimant Type	Claims Paid	Amount Paid	Payments in County
Tyler (Texas)	3	<u>Claimant Type</u>	<u>Claims Paid</u>	<u>Amount Paid</u>	Payments in County  <ul style="list-style-type: none"> Resident
		Resident of County	3	\$28,000.00	
		Totals:	3	\$28,000.00	
Union (Louisiana)	8	<u>Claimant Type</u>	<u>Claims Paid</u>	<u>Amount Paid</u>	Payments in County  <ul style="list-style-type: none"> Resident Both
		Resident of County	2	\$95,500.00	
		Resident and Loss in County	1	\$40,800.00	
		Totals:	3	\$136,300.00	
Unknown (Alabama)	83	<u>Claimant Type</u>	<u>Claims Paid</u>	<u>Amount Paid</u>	Payments in County  <ul style="list-style-type: none"> Resident
		Resident of County	34	\$1,013,000.00	
		Totals:	34	\$1,013,000.00	
Unknown (Florida)	86	<u>Claimant Type</u>	<u>Claims Paid</u>	<u>Amount Paid</u>	Payments in County  <ul style="list-style-type: none"> Resident
		Resident of County	31	\$713,600.00	
		Totals:	31	\$713,600.00	
Unknown (Louisiana)	166	<u>Claimant Type</u>	<u>Claims Paid</u>	<u>Amount Paid</u>	Payments in County  <ul style="list-style-type: none"> Resident
		Resident of County	44	\$997,400.00	
		Totals:	44	\$997,400.00	

GCCF Program Statistics - Overall Summary



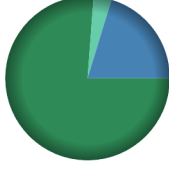
(as of October 16, 2010, 5:05 PM ET)

County	Total	Claimant Type	Claims Paid	Amount Paid	Payments in County
Unknown (Mississippi)	60		<u>Claims Paid</u>	<u>Amount Paid</u>	Payments in County  <ul style="list-style-type: none"> Resident
		Resident of County	13	\$237,600.00	
		Totals:	13	\$237,600.00	
Unknown (Texas)	7		<u>Claims Paid</u>	<u>Amount Paid</u>	Payments in County  <ul style="list-style-type: none"> Resident
		Resident of County	2	\$85,000.00	
		Totals:	2	\$85,000.00	
Vermilion (Louisiana)	1,062		<u>Claims Paid</u>	<u>Amount Paid</u>	Payments in County  <ul style="list-style-type: none"> Resident Loss Both
		Resident of County	101	\$2,298,900.00	
		Resident and Loss in County	511	\$13,216,700.00	
		Claim Loss in County	158	\$22,476,900.00	
		Totals:	770	\$37,992,500.00	
Vernon (Louisiana)	12		<u>Claims Paid</u>	<u>Amount Paid</u>	Payments in County  <ul style="list-style-type: none"> Resident Loss
		Resident of County	1	\$10,000.00	
		Claim Loss in County	3	\$133,000.00	
		Totals:	4	\$143,000.00	
Victoria (Texas)	7		<u>Claims Paid</u>	<u>Amount Paid</u>	Payments in County  <ul style="list-style-type: none"> Resident
		Resident of County	3	\$44,700.00	
		Totals:	3	\$44,700.00	

GCCF Program Statistics - Overall Summary (as of October 16, 2010, 5:05 PM ET)

County	Total Claims	Claimant Type	Claims Paid	Amount Paid	Payments in County
Volusia (Florida)	52	<u>Claimant Type</u>	<u>Claims Paid</u>	<u>Amount Paid</u>	Payments in County
		Resident of County	5	\$193,500.00	
		Resident and Loss in County	4	\$482,000.00	
		Claim Loss in County	3	\$34,100.00	
Totals:	12	\$709,600.00			
W. Baton Rouge (Louisiana)	42	<u>Claimant Type</u>	<u>Claims Paid</u>	<u>Amount Paid</u>	Payments in County
		Resident and Loss in County	1	\$28,100.00	
		Claim Loss in County	1	\$3,700.00	
Totals:	2	\$31,800.00			
W. Feliciana (Louisiana)	10	<u>Claimant Type</u>	<u>Claims Paid</u>	<u>Amount Paid</u>	Payments in County
		Resident of County	1	\$8,000.00	
Totals:	1	\$8,000.00			
Wakulla (Florida)	447	<u>Claimant Type</u>	<u>Claims Paid</u>	<u>Amount Paid</u>	Payments in County
		Resident of County	30	\$834,400.00	
		Resident and Loss in County	256	\$5,491,300.00	
		Claim Loss in County	24	\$612,600.00	
Totals:	310	\$6,938,300.00			
Walker (Alabama)	30	<u>Claimant Type</u>	<u>Claims Paid</u>	<u>Amount Paid</u>	Payments in County
		Resident of County	15	\$212,000.00	
		Resident and Loss in County	1	\$9,500.00	
		Claim Loss in County	2	\$28,000.00	
Totals:	18	\$249,500.00			

GCCF Program Statistics - Overall Summary (as of October 16, 2010, 5:05 PM ET)

County	Total Claims	Claimant Type	Claims Paid	Amount Paid	Payments in County
Walthall (Mississippi)	36	<u>Claimant Type</u>	<u>Claims Paid</u>	<u>Amount Paid</u>	Payments in County  <ul style="list-style-type: none"> Resident
		Resident of County	1	\$19,400.00	
		Totals:	1	\$19,400.00	
		Walton (Florida)	7,016	<u>Claimant Type</u>	
Resident of County	652			\$13,689,400.00	
Resident and Loss in County	1,916			\$39,222,300.00	
Claim Loss in County	1,582			\$19,511,700.00	
Totals:	4,150			\$72,423,400.00	
Warren (Mississippi)	15	<u>Claimant Type</u>	<u>Claims Paid</u>	<u>Amount Paid</u>	Payments in County  <ul style="list-style-type: none"> Resident
		Resident of County	5	\$43,900.00	
		Totals:	5	\$43,900.00	
		Washington (Alabama)	79	<u>Claimant Type</u>	
Resident of County	13			\$133,800.00	
Resident and Loss in County	1			\$15,000.00	
Claim Loss in County	5			\$144,600.00	
Totals:	19			\$293,400.00	
Washington (Florida)	517	<u>Claimant Type</u>	<u>Claims Paid</u>	<u>Amount Paid</u>	Payments in County  <ul style="list-style-type: none"> Resident Loss Both
		Resident of County	118	\$1,225,400.00	
		Resident and Loss in County	19	\$326,300.00	
		Claim Loss in County	5	\$56,800.00	
		Totals:	142	\$1,608,500.00	

GCCF Program Statistics - Overall Summary (as of October 16, 2010, 5:05 PM ET)

County	Total Claims	Claimant Type	Claims Paid	Amount Paid	Payments in County
Washington (Louisiana)	116	<u>Claimant Type</u>	<u>Claims Paid</u>	<u>Amount Paid</u>	Payments in County
		Resident of County	18	\$597,600.00	
		Resident and Loss in County	11	\$541,800.00	
		Claim Loss in County	1	\$9,000.00	
Totals:	30	\$1,148,400.00			
Washington (Mississippi)	8	<u>Claimant Type</u>	<u>Claims Paid</u>	<u>Amount Paid</u>	Payments in County
		Resident of County	2	\$8,400.00	
		Totals:	2	\$8,400.00	
Wayne (Mississippi)	69	<u>Claimant Type</u>	<u>Claims Paid</u>	<u>Amount Paid</u>	Payments in County
		Resident of County	2	\$84,100.00	
		Resident and Loss in County	3	\$86,600.00	
		Totals:	5	\$170,700.00	
Webster (Louisiana)	7	<u>Claimant Type</u>	<u>Claims Paid</u>	<u>Amount Paid</u>	Payments in County
		Resident of County	1	\$91,000.00	
		Totals:	1	\$91,000.00	
Webster (Mississippi)	2	<u>Claimant Type</u>	<u>Claims Paid</u>	<u>Amount Paid</u>	Payments in County
		Resident of County	1	\$3,000.00	
		Totals:	1	\$3,000.00	



GCCF Program Statistics - Overall Summary

(as of October 16, 2010, 5:05 PM ET)

County	Total Claims	Claimant Type	Claims Paid	Amount Paid	Payments in County
Wichita (Texas)	3	<u>Claimant Type</u>	<u>Claims Paid</u>	<u>Amount Paid</u>	Payments in County  <ul style="list-style-type: none"> Resident
		Resident of County	1	\$2,700.00	
		Totals:	1	\$2,700.00	
Wilcox (Alabama)	24	<u>Claimant Type</u>	<u>Claims Paid</u>	<u>Amount Paid</u>	Payments in County  <ul style="list-style-type: none"> Resident Both
		Resident of County	11	\$169,300.00	
		Resident and Loss in County	2	\$62,400.00	
Totals:	13	\$231,700.00			
Wilkinson (Mississippi)	5	<u>Claimant Type</u>	<u>Claims Paid</u>	<u>Amount Paid</u>	Payments in County  <ul style="list-style-type: none"> Resident
		Resident of County	1	\$8,400.00	
		Totals:	1	\$8,400.00	
Williamson (Texas)	12	<u>Claimant Type</u>	<u>Claims Paid</u>	<u>Amount Paid</u>	Payments in County  <ul style="list-style-type: none"> Resident
		Resident of County	5	\$61,500.00	
		Totals:	5	\$61,500.00	
Winston (Alabama)	11	<u>Claimant Type</u>	<u>Claims Paid</u>	<u>Amount Paid</u>	Payments in County  <ul style="list-style-type: none"> Resident
		Resident of County	5	\$189,800.00	
		Totals:	5	\$189,800.00	

GCCF Program Statistics - Overall Summary

(as of October 16, 2010, 5:05 PM ET)

County	Count	Claimant Type	Claims Paid	Amount Paid	Payments in County
Winston (Mississippi)	14	Resident of County	1	\$7,400.00	 ■ Resident
		Totals:	1	\$7,400.00	
Yazoo (Mississippi)	2	Resident of County	1	\$3,300.00	 ■ Resident
		Totals:	1	\$3,300.00	