

GCCF Program Statistics - Overall Summary

(as of October 15, 2010, 5:05 PM ET)

Claimant Status	No. of Claimants
TOTAL GCCF Claimants to Date <i>(Claimants may have one or more Claim Type)</i>	189,208
1. Claimants Paid and Approved for Payment	68,704
2. Claimants Requiring Additional Information or Documentation	64,177
3. Claimants Referred to Government, Moratorium and Real Estate funds	1,882
4. Denied Claimants	397
5. Claimants Under Review (Emergency Advance Payment)	49,161
6. Claimants Under Review (for Final Claim only)	4,887

Claimants <i>(Claimants may have one or more Claim Type)</i>	No. of Claimants
1. Individual*	150,351
2. Business*	38,857
<i>*Individual v. Business classification is subject to change.</i>	
<i>Represented Claimants: 4,473</i>	
Total to Date	189,208

Claims by Emergency Or Final Payment	No. of Claims Paid or Approved for Payment	No. of Claims Paid	Amount Paid
1. Emergency Advance Payment (One Month)	7,884	7,629	\$ 84,051,275.88
2. Emergency Advance Payment (Six Months)	61,104	59,791	\$ 1,328,614,438.83
Sub-Total to Date	68,988	67,420	\$ 1,412,665,714.71

Separate Fund for Real Estate Brokers and Agents			\$ 34,500,000.00
Total to Date			\$ 1,447,165,714.71

Claims by Category <i>(includes Individual and</i>	No. of Claims Paid	Amount Paid
1. Removal and Clean Up Costs	0	\$ -
2. Real or Personal Property	13	\$ 57,963.38
3. Lost Earnings or Profits	67,398	\$ 1,412,590,814.83
4. Loss of Subsistence Use of Natural Resources	5	\$ 13,000.00
5. Physical Injury / Death	4	\$ 3,936.50
Total to Date	67,420	\$ 1,412,665,714.71

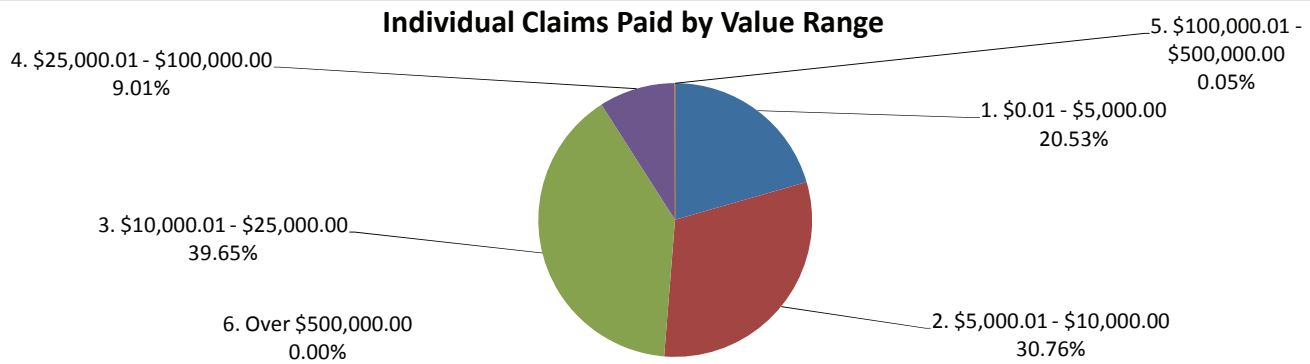
Claims by Type	No. of Claims Paid	No. of Claims Paid where Claimant Participated in BP Claims Process	No. of Claims Paid for new Claimants	Total Amount Paid
1. Individual	44,539	21,442	23,097	\$ 562,105,538.71
2. Business	22,881	18,976	3,905	\$ 850,560,176.00
Total to Date	67,420	40,418	27,002	\$ 1,412,665,714.71

GCCF Program Statistics - Overall Summary
(as of October 15, 2010, 5:05 PM ET)

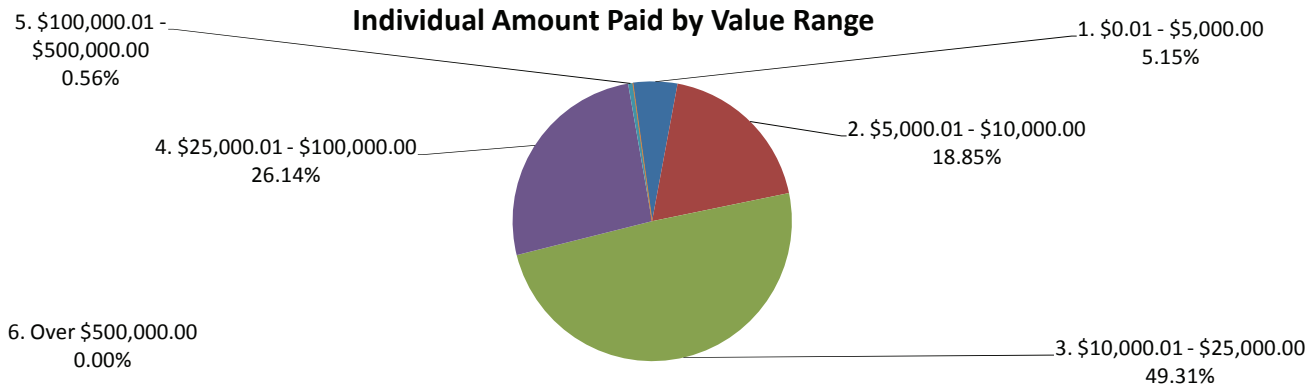
Individual Claims by Amount
(Claimants may have more than one Claim Type)

Claims by Amount	No. of Claims Paid	Amount Paid
1. \$0.01 - \$5,000.00	9143	\$ 28,923,536.50
2. \$5,000.01 - \$10,000.00	13702	\$ 105,934,858.30
3. \$10,000.01 - \$25,000.00	17659	\$ 277,177,450.00
4. \$25,000.01 - \$100,000.00	4011	\$ 146,942,893.91
5. \$100,000.01 - \$500,000.00	24	\$ 3,126,800.00
6. Over \$500,000.00	0	\$ -
Total to Date	44,539	\$ 562,105,538.71

Individual Claims Paid by Value Range



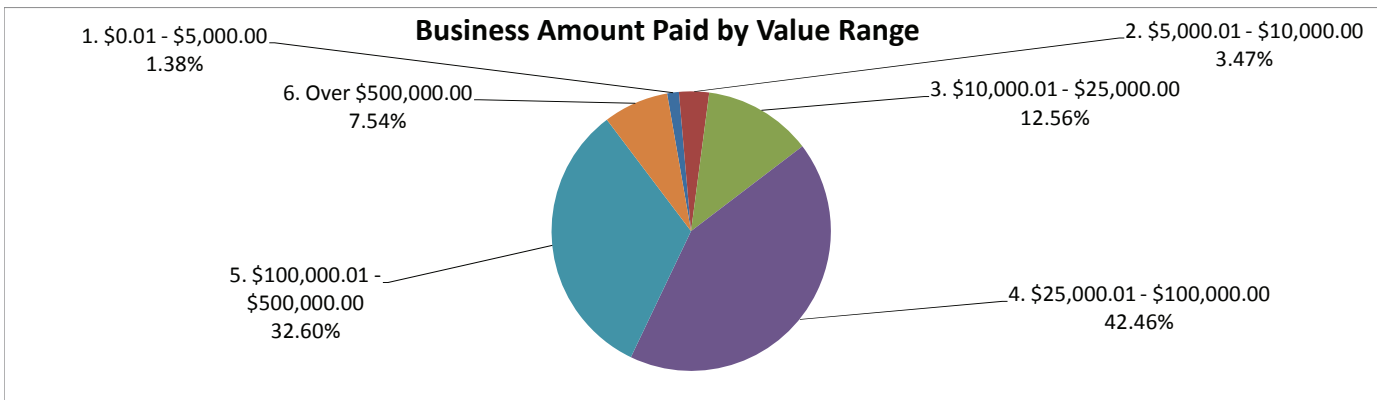
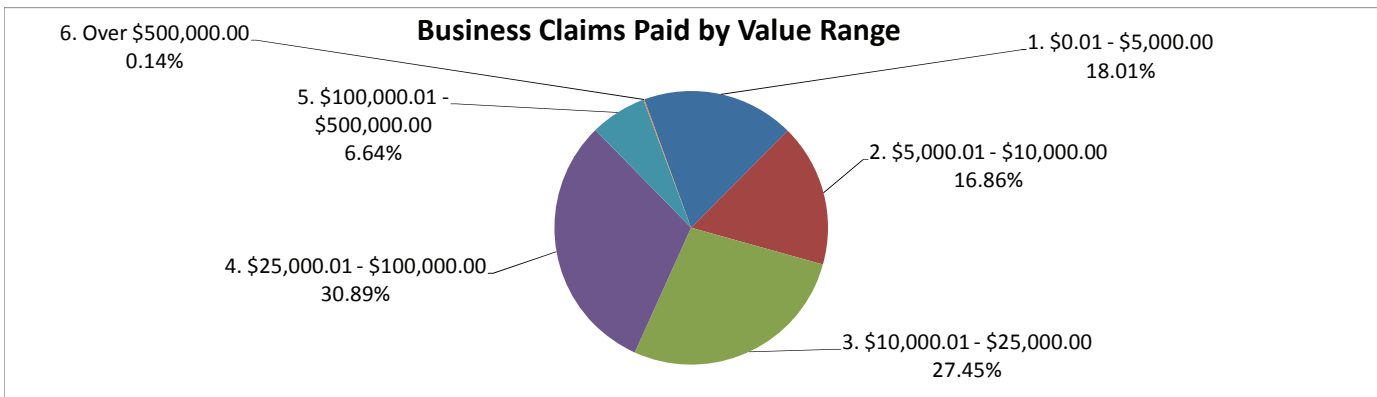
Individual Amount Paid by Value Range



GCCF Program Statistics - Overall Summary
(as of October 15, 2010, 5:05 PM ET)

Business Claims by Amount
(Claimants may have more than one Claim Type)

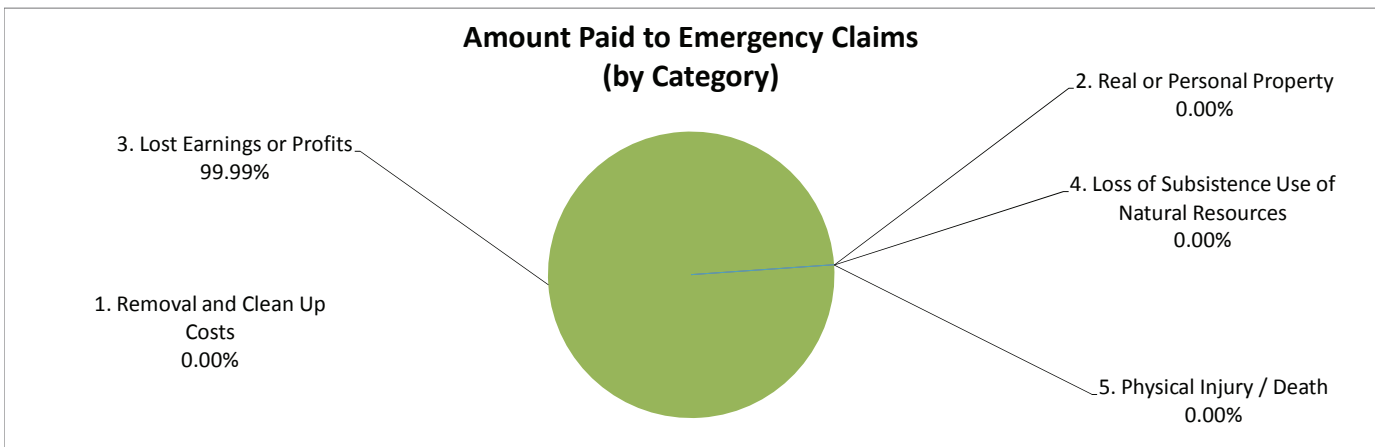
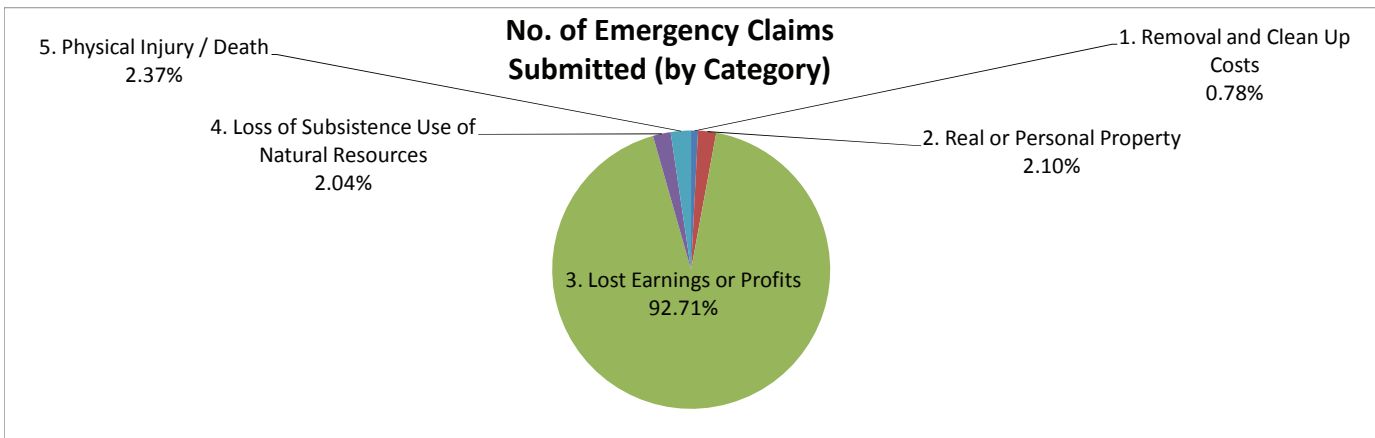
Claims by Amount	No. of Claims Paid	Amount Paid
1. \$0.01 - \$5,000.00	4121	\$ 11,757,700.00
2. \$5,000.01 - \$10,000.00	3858	\$ 29,478,000.00
3. \$10,000.01 - \$25,000.00	6281	\$ 106,872,300.00
4. \$25,000.01 - \$100,000.00	7069	\$ 361,113,800.00
5. \$100,000.01 - \$500,000.00	1519	\$ 277,247,100.00
6. Over \$500,000.00	33	\$ 64,091,276.00
Total to Date	22,881	\$ 850,560,176.00



GCCCF Program Statistics - Overall Summary (as of October 15, 2010, 5:05 PM ET)

Emergency Advance Claim Counts by Category *(Claimants may have more than one Claim Type)*

Claims for Emergency Advance Payment	Claims Submitted	No. of Claims Paid	Amount Paid
1. Removal and Clean Up Costs	1,533	0	\$ -
2. Real or Personal Property	4,132	13	\$ 57,963.38
3. Lost Earnings or Profits	182,174	67,398	\$ 1,412,590,814.83
4. Loss of Subsistence Use of Natural Resources	4,014	5	\$ 13,000.00
5. Physical Injury / Death	4,651	4	\$ 3,936.50
Total to Date	196,504	67,420	\$ 1,412,665,714.71



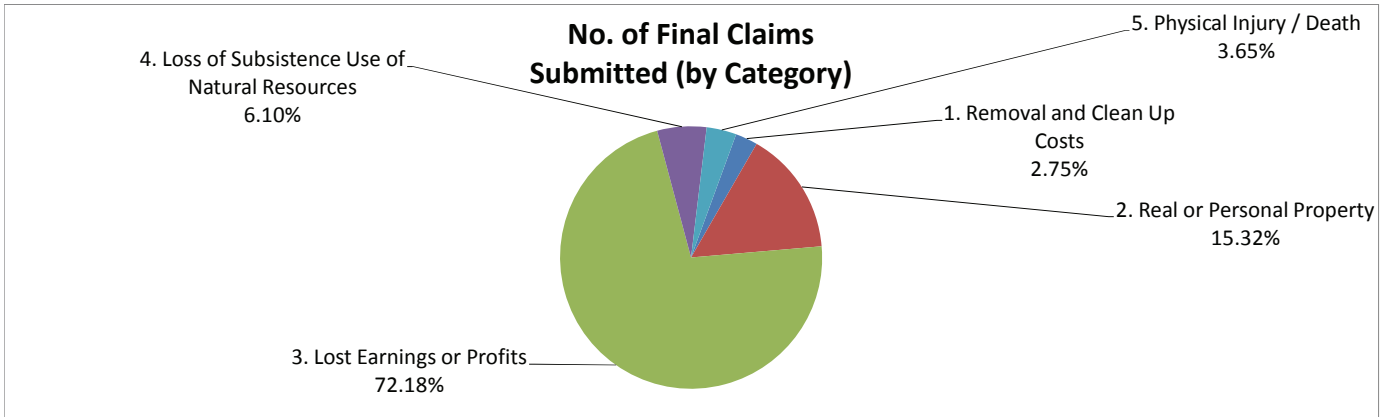
GCCCF Program Statistics - Overall Summary

(as of October 15, 2010, 5:05 PM ET)

Final Payment Claim Counts by Category

(Claimants may have more than one Claim Type)

Claims Seeking Final Payment	Claims Submitted	No. of Claims Paid	Amount Paid
1. Removal and Clean Up Costs	167	0	\$ -
2. Real or Personal Property	931	0	\$ -
3. Lost Earnings or Profits	4,387	0	\$ -
4. Loss of Subsistence Use of Natural Resources	371	0	\$ -
5. Physical Injury / Death	222	0	\$ -
Total to Date	6,078	0	\$ -



Amount Paid to Final Claims (by Category)

No data to chart yet

GCCF Program Statistics - Overall Summary (as of October 15, 2010, 5:05 PM ET)

Claims by Category and Amount (Claimants may have more than one Claim Type)

Claims by Category and Amount	No. of Claims Paid	Amount Paid
1. Removal and Clean Up Costs		
a. \$0.01 - \$5,000.00	0	\$ -
b. \$5,000.01 - \$10,000.00	0	\$ -
c. \$10,000.01 - \$25,000.00	0	\$ -
d. \$25,000.01 - \$100,000.00	0	\$ -
e. \$100,000.01 - \$500,000.00	0	\$ -
f. Over \$500,000.00	0	\$ -
Sub-Total to Date	0	\$ -
2. Real or Personal Property		
a. \$0.01 - \$5,000.00	9	\$ 8,800.00
b. \$5,000.01 - \$10,000.00	3	\$ 22,600.00
c. \$10,000.01 - \$25,000.00	0	\$ -
d. \$25,000.01 - \$100,000.00	1	\$ 26,563.38
e. \$100,000.01 - \$500,000.00	0	\$ -
f. Over \$500,000.00	0	\$ -
Sub-Total to Date	13	\$ 57,963.38
3. Lost Earnings or Profits		
a. \$0.01 - \$5,000.00	13,246	\$ 40,655,500.00
b. \$5,000.01 - \$10,000.00	17,557	\$ 135,390,258.30
c. \$10,000.01 - \$25,000.00	23,940	\$ 384,049,750.00
d. \$25,000.01 - \$100,000.00	11,079	\$ 508,030,130.53
e. \$100,000.01 - \$500,000.00	1,543	\$ 280,373,900.00
f. Over \$500,000.00	33	\$ 64,091,276.00
Sub-Total to Date	67,398	\$ 1,412,590,814.83

GCCF Program Statistics - Overall Summary
(as of October 15, 2010, 5:05 PM ET)

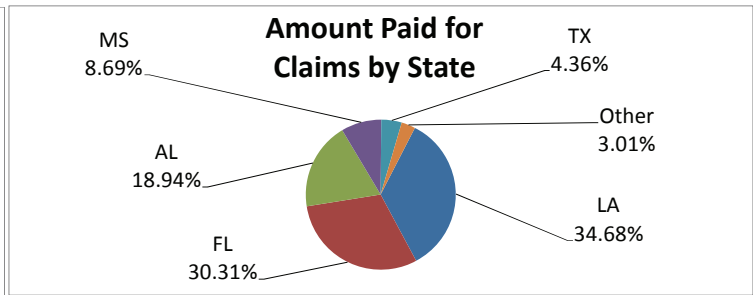
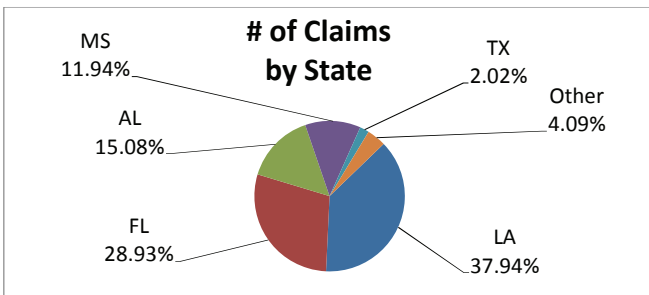
Claims by Category and Amount
(Claimants may have more than one Claim Type)

Claims by Category and Amount	No. of Claims Paid	Amount Paid
4. Loss of Subsistence Use of Natural Resources		
a. \$0.01 - \$5,000.00	5	\$ 13,000.00
b. \$5,000.01 - \$10,000.00	0	\$ -
c. \$10,000.01 - \$25,000.00	0	\$ -
d. \$25,000.01 - \$100,000.00	0	\$ -
e. \$100,000.01 - \$500,000.00	0	\$ -
f. Over \$500,000.00	0	\$ -
Sub-Total to Date	5	\$ 13,000.00
5. Physical Injury / Death		
a. \$0.01 - \$5,000.00	4	\$ 3,936.50
b. \$5,000.01 - \$10,000.00	0	\$ -
c. \$10,000.01 - \$25,000.00	0	\$ -
d. \$25,000.01 - \$100,000.00	0	\$ -
e. \$100,000.01 - \$500,000.00	0	\$ -
f. Over \$500,000.00	0	\$ -
Sub-Total to Date	4	\$ 3,936.50
6. Other Claims		
a. \$0.01 - \$5,000.00	0	\$ -
b. \$5,000.01 - \$10,000.00	0	\$ -
c. \$10,000.01 - \$25,000.00	0	\$ -
d. \$25,000.01 - \$100,000.00	0	\$ -
e. \$100,000.01 - \$500,000.00	0	\$ -
f. Over \$500,000.00	0	\$ -
Sub-Total to Date	0	\$ -
Total to Date	67,420	\$ 1,412,665,714.71

GCCCF Program Statistics - Overall Summary (as of October 15, 2010, 5:05 PM ET)

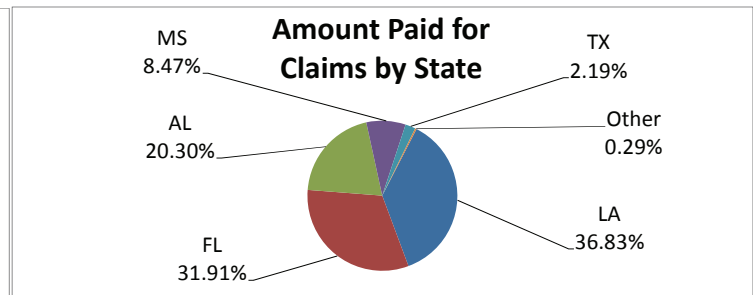
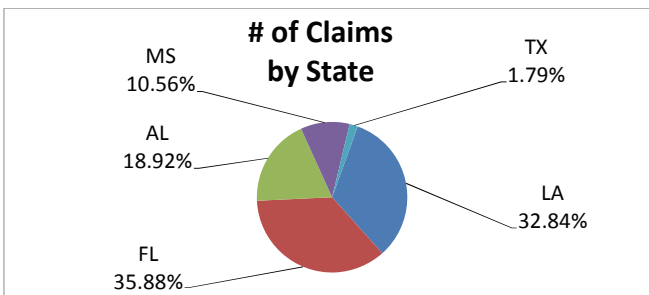
Claims by State of Residence (Claimants may have more than one Claim Type)

Claim State of Residence	Claims Submitted	No. of Claims Paid	Amount Paid
Louisiana	76,867	20,484	\$ 489,940,815.53
Florida	58,603	23,171	\$ 428,184,476.00
Alabama	30,554	12,882	\$ 267,622,528.32
Mississippi	24,196	5,664	\$ 122,823,494.86
Texas	4,086	1,640	\$ 61,591,400.00
Others	8,276	3,579	\$ 42,503,000.00
Total to Date	202,582	67,420	\$ 1,412,665,714.71



Claims by State of Loss (Claimants may have more than one Claim Type)

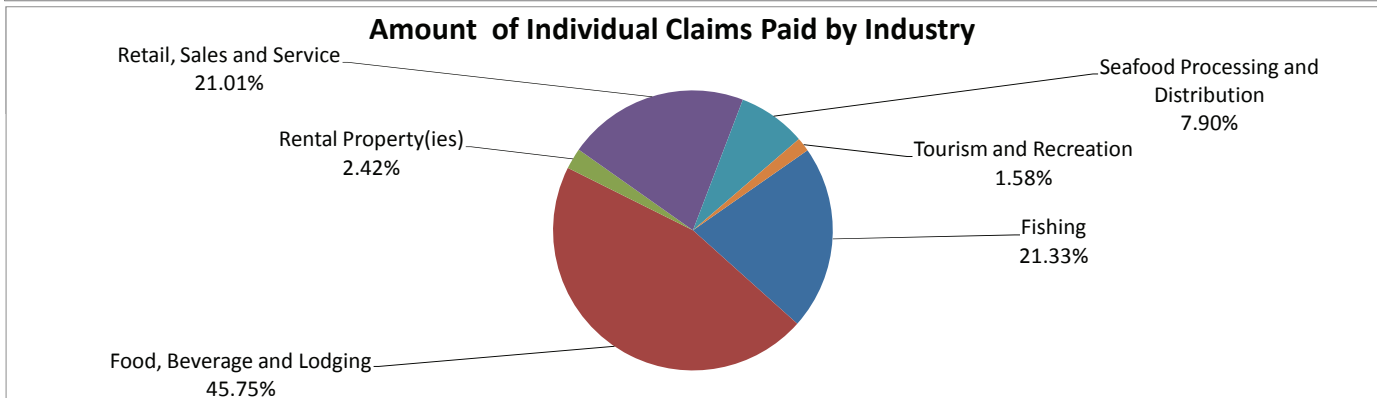
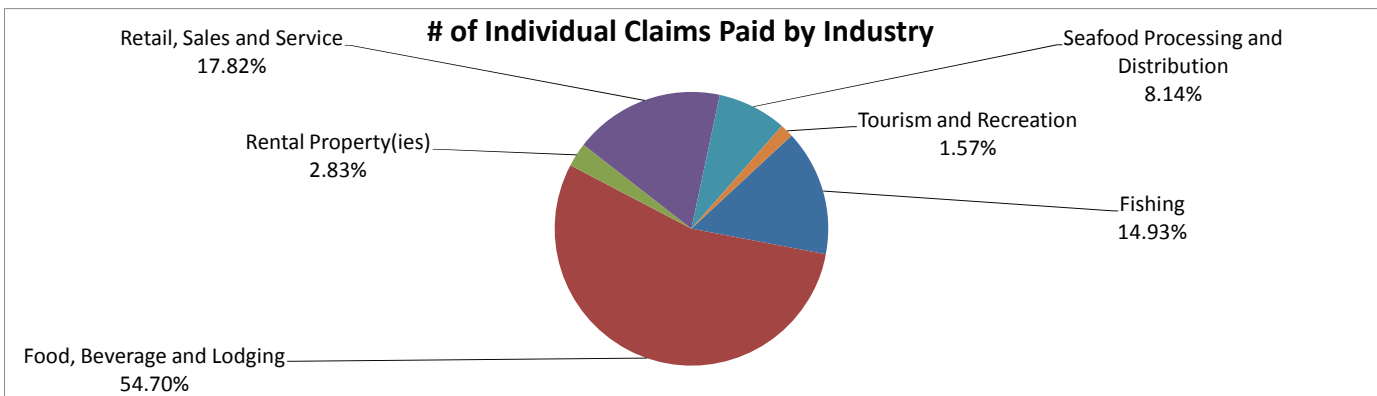
Claim State of Loss	Claims Submitted	No. of Claims Paid	Amount Paid
Louisiana	35,312	20,694	\$ 520,222,080.53
Florida	38,584	25,626	\$ 450,823,376.00
Alabama	20,347	14,331	\$ 286,830,599.94
Mississippi	11,353	5,419	\$ 119,704,658.36
Texas	1,930	1,187	\$ 30,976,900.00
Other State / Pending Location Verification		163	\$ 4,108,099.88
Total to Date		67,420	\$ 1,412,665,714.71



GCCF Program Statistics - Overall Summary
(as of October 15, 2010, 5:05 PM ET)

Individual Lost Earnings or Profits Claims Paid by Industry
(Claimants may have more than one Claim Type)

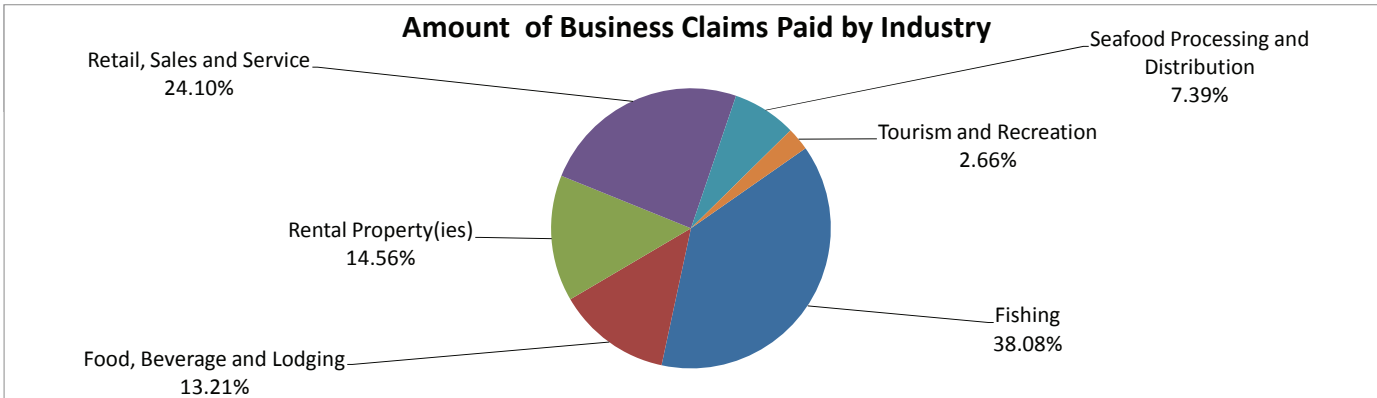
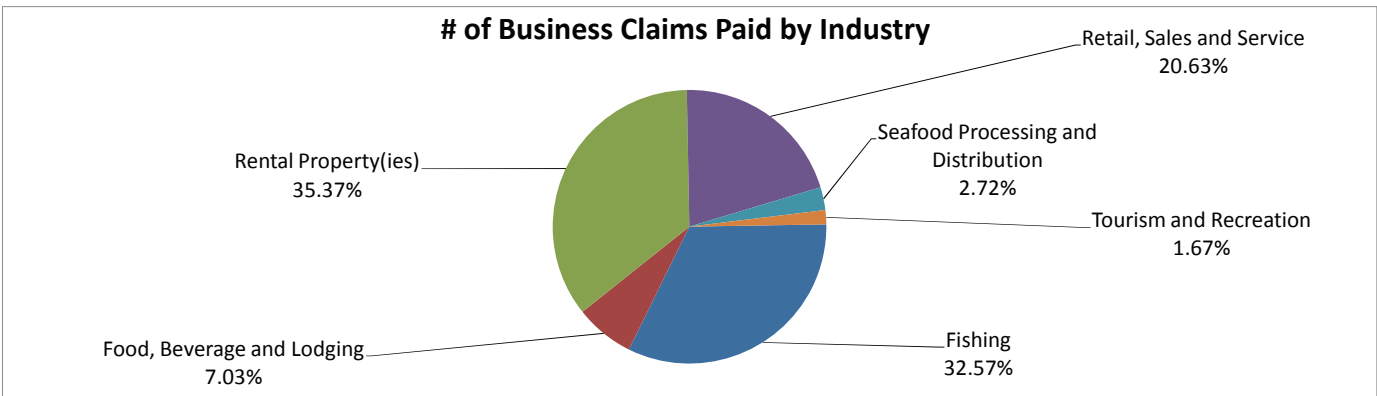
Claims by Amount	No. of Claims Paid	Amount Paid
Fishing	6,646	\$ 119,895,000.00
Food, Beverage and Lodging	24,353	\$ 257,136,999.94
Rental Property(ies)	1,259	\$ 13,599,700.00
Retail, Sales and Service	7,934	\$ 118,095,580.32
Seafood Processing and Distribution	3,626	\$ 44,422,758.57
Tourism and Recreation	701	\$ 8,888,800.00
Total to Date	44,519	\$ 562,038,838.83



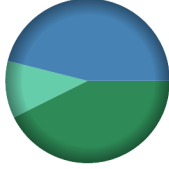
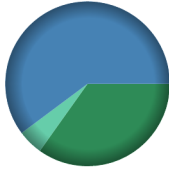



GCCF Program Statistics - Overall Summary
(as of October 15, 2010, 5:05 PM ET)

Business Lost Earnings or Profits Claims Paid by Industry
(Claimants may have more than one Claim Type)



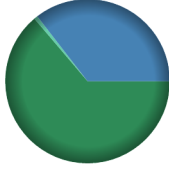
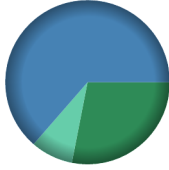

Claims by Amount	No. of Claims Paid	Amount Paid
Fishing	7,452	\$ 323,867,000.00
Food, Beverage and Lodging	1,609	\$ 112,330,100.00
Rental Property(ies)	8,093	\$ 123,862,476.00
Retail, Sales and Service	4,721	\$ 205,007,500.00
Seafood Processing and Distribution	622	\$ 62,838,600.00
Tourism and Recreation	382	\$ 22,646,300.00
Total to Date	22,879	\$ 850,551,976.00



GCCF Program Statistics - Overall Summary (as of October 15, 2010, 5:05 PM ET)


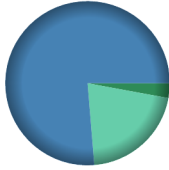
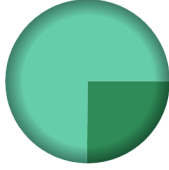
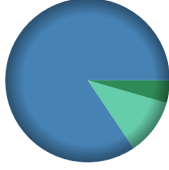

County Name	Residents	Claimant Type	Claims Paid	Amount Paid	Payments in County
Acadia (Louisiana)	79	<u>Claimant Type</u>	<u>Claims Paid</u>	<u>Amount Paid</u>	Payments in County  <ul style="list-style-type: none"> ■ Resident ■ Loss ■ Both
		Resident of County	10	\$269,000.00	
		Resident and Loss in County	7	\$290,600.00	
		Claim Loss in County	4	\$70,900.00	
		Totals:	21	\$630,500.00	
Alachua (Florida)	45	<u>Claimant Type</u>	<u>Claims Paid</u>	<u>Amount Paid</u>	Payments in County  <ul style="list-style-type: none"> ■ Resident ■ Loss ■ Both
		Resident of County	11	\$84,300.00	
		Resident and Loss in County	5	\$145,600.00	
		Claim Loss in County	1	\$12,000.00	
		Totals:	17	\$241,900.00	
Allen (Louisiana)	34	<u>Claimant Type</u>	<u>Claims Paid</u>	<u>Amount Paid</u>	Payments in County  <ul style="list-style-type: none"> ■ Resident ■ Loss
		Resident of County	1	\$30,000.00	
		Claim Loss in County	2	\$41,800.00	
		Totals:	3	\$71,800.00	
Amite (Mississippi)	9	<u>Claimant Type</u>	<u>Claims Paid</u>	<u>Amount Paid</u>	Payments in County  <ul style="list-style-type: none"> ■ Resident
		Resident of County	1	\$22,100.00	
		Totals:	1	\$22,100.00	
Anderson (Texas)	1	<u>Claimant Type</u>	<u>Claims Paid</u>	<u>Amount Paid</u>	Payments in County  <ul style="list-style-type: none"> ■ Resident
		Resident of County	1	\$3,300.00	
		Totals:	1	\$3,300.00	

GCCF Program Statistics - Overall Summary (as of October 15, 2010, 5:05 PM ET)

County	Total Claims	Claimant Type	Claims Paid	Amount Paid	Payments in County
Angelina (Texas)	8	<u>Claimant Type</u>	<u>Claims Paid</u>	<u>Amount Paid</u>	Payments in County  Resident
		Resident of County	1	\$6,500.00	
		Totals:	1	\$6,500.00	
Aransas (Texas)	23	<u>Claimant Type</u>	<u>Claims Paid</u>	<u>Amount Paid</u>	Payments in County  Loss Both
		Resident and Loss in County	4	\$140,000.00	
		Claim Loss in County	2	\$18,100.00	
		Totals:	6	\$158,100.00	
Ascension (Louisiana)	250	<u>Claimant Type</u>	<u>Claims Paid</u>	<u>Amount Paid</u>	Payments in County  Resident Loss Both
		Resident of County	34	\$544,900.00	
		Resident and Loss in County	10	\$302,900.00	
		Claim Loss in County	1	\$6,100.00	
Totals:	45	\$853,900.00			
Assumption (Louisiana)	179	<u>Claimant Type</u>	<u>Claims Paid</u>	<u>Amount Paid</u>	Payments in County  Resident Loss Both
		Resident of County	16	\$396,100.00	
		Resident and Loss in County	31	\$897,900.00	
		Claim Loss in County	7	\$117,500.00	
Totals:	54	\$1,411,500.00			
Autauga (Alabama)	20	<u>Claimant Type</u>	<u>Claims Paid</u>	<u>Amount Paid</u>	Payments in County  Resident
		Resident of County	8	\$80,800.00	
		Totals:	8	\$80,800.00	






GCCF Program Statistics - Overall Summary

(as of October 15, 2010, 5:05 PM ET)

County	Total Claims	Claimant Type	Claims Paid	Amount Paid	Payments in County
Avoyelles (Louisiana)	63	<u>Claimant Type</u>	<u>Claims Paid</u>	<u>Amount Paid</u>	Payments in County 
		Resident of County	11	\$136,200.00	
		Resident and Loss in County	11	\$644,800.00	
		Totals:	22	\$781,000.00	
Baldwin (Alabama)	16,618	<u>Claimant Type</u>	<u>Claims Paid</u>	<u>Amount Paid</u>	Payments in County 
		Resident of County	323	\$5,885,463.38	
		Resident and Loss in County	6,712	\$154,949,999.94	
		Claim Loss in County	3,293	\$42,219,400.00	
Totals:	10,328	\$203,054,863.32			
Barbour (Alabama)	9	<u>Claimant Type</u>	<u>Claims Paid</u>	<u>Amount Paid</u>	Payments in County 
		Resident of County	2	\$25,600.00	
		Resident and Loss in County	1	\$76,400.00	
		Totals:	3	\$102,000.00	
Bay (Florida)	16,322	<u>Claimant Type</u>	<u>Claims Paid</u>	<u>Amount Paid</u>	Payments in County 
		Resident of County	328	\$4,735,900.00	
		Resident and Loss in County	5,345	\$89,253,776.00	
		Claim Loss in County	1,034	\$11,710,800.00	
Totals:	6,707	\$105,700,476.00			
Beauregard (Louisiana)	16	<u>Claimant Type</u>	<u>Claims Paid</u>	<u>Amount Paid</u>	Payments in County 
		Resident of County	3	\$135,200.00	
		Resident and Loss in County	4	\$81,800.00	
		Totals:	7	\$217,000.00	

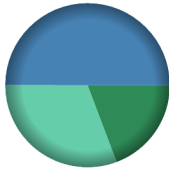

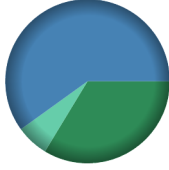
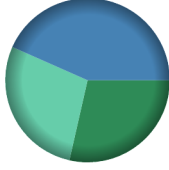

GCCF Program Statistics - Overall Summary

(as of October 15, 2010, 5:05 PM ET)




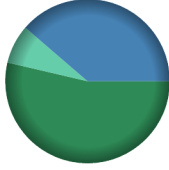

County	Total Claims	Claimant Type	Claims Paid	Amount Paid	Payments in County
Bexar (Texas)	45	<u>Claimant Type</u>	<u>Claims Paid</u>	<u>Amount Paid</u>	Payments in County  Resident Both
		Resident of County	12	\$202,400.00	
		Resident and Loss in County	2	\$182,000.00	
		Totals:	14	\$384,400.00	
Bibb (Alabama)	6	<u>Claimant Type</u>	<u>Claims Paid</u>	<u>Amount Paid</u>	Payments in County  Resident
		Resident of County	3	\$7,100.00	
		Totals:	3	\$7,100.00	
Blount (Alabama)	4	<u>Claimant Type</u>	<u>Claims Paid</u>	<u>Amount Paid</u>	Payments in County  Resident
		Resident of County	3	\$14,200.00	
		Totals:	3	\$14,200.00	
Bossier (Louisiana)	22	<u>Claimant Type</u>	<u>Claims Paid</u>	<u>Amount Paid</u>	Payments in County  Resident
		Resident of County	4	\$56,300.00	
		Totals:	4	\$56,300.00	
Bowie (Texas)	3	<u>Claimant Type</u>	<u>Claims Paid</u>	<u>Amount Paid</u>	Payments in County  Resident
		Resident of County	1	\$2,600.00	
		Totals:	1	\$2,600.00	

GCCF Program Statistics - Overall Summary

(as of October 15, 2010, 5:05 PM ET)



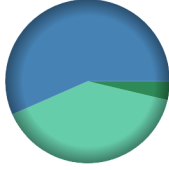
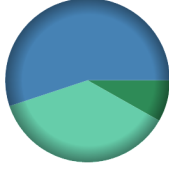
County	Total Claims	Claimant Type	Claims Paid	Amount Paid	Payments in County
Brazoria (Texas)	103	<u>Claimant Type</u>	<u>Claims Paid</u>	<u>Amount Paid</u>	Payments in County  <ul style="list-style-type: none"> ■ Resident ■ Loss ■ Both
		Resident of County	11	\$296,900.00	
		Resident and Loss in County	19	\$769,700.00	
		Claim Loss in County	25	\$474,000.00	
Totals:	55	\$1,540,600.00			
Brazos (Texas)	4	<u>Claimant Type</u>	<u>Claims Paid</u>	<u>Amount Paid</u>	Payments in County  <ul style="list-style-type: none"> ■ Resident
		Resident of County	1	\$18,000.00	
		Totals:	1	\$18,000.00	
Brevard (Florida)	79	<u>Claimant Type</u>	<u>Claims Paid</u>	<u>Amount Paid</u>	Payments in County  <ul style="list-style-type: none"> ■ Resident ■ Loss ■ Both
		Resident of County	7	\$159,800.00	
		Resident and Loss in County	8	\$284,600.00	
		Claim Loss in County	2	\$30,300.00	
Totals:	17	\$474,700.00			
Broward (Florida)	178	<u>Claimant Type</u>	<u>Claims Paid</u>	<u>Amount Paid</u>	Payments in County  <ul style="list-style-type: none"> ■ Resident ■ Loss ■ Both
		Resident of County	15	\$235,600.00	
		Resident and Loss in County	5	\$357,800.00	
		Claim Loss in County	9	\$231,900.00	
Totals:	29	\$825,300.00			
Brown (Texas)	1	<u>Claimant Type</u>	<u>Claims Paid</u>	<u>Amount Paid</u>	Payments in County  <ul style="list-style-type: none"> ■ Resident
		Resident of County	1	\$8,600.00	
		Totals:	1	\$8,600.00	

GCCF Program Statistics - Overall Summary (as of October 15, 2010, 5:05 PM ET)



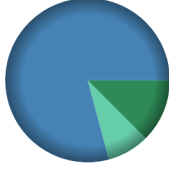


County	Total Claims	Claimant Type	Claims Paid	Amount Paid	Payments in County
Bullock (Alabama)	2	<u>Claimant Type</u>	<u>Claims Paid</u>	<u>Amount Paid</u>	Payments in County  <ul style="list-style-type: none"> Resident
		Resident of County	1	\$16,000.00	
		Totals:	1	\$16,000.00	
Butler (Alabama)	12	<u>Claimant Type</u>	<u>Claims Paid</u>	<u>Amount Paid</u>	Payments in County  <ul style="list-style-type: none"> Resident Loss Both
		Resident of County	2	\$8,600.00	
		Resident and Loss in County	1	\$5,400.00	
		Claim Loss in County	2	\$244,200.00	
		Totals:	5	\$258,200.00	
Caddo (Louisiana)	41	<u>Claimant Type</u>	<u>Claims Paid</u>	<u>Amount Paid</u>	Payments in County  <ul style="list-style-type: none"> Resident
		Resident of County	11	\$118,500.00	
		Totals:	11	\$118,500.00	
Calcasieu (Louisiana)	503	<u>Claimant Type</u>	<u>Claims Paid</u>	<u>Amount Paid</u>	Payments in County  <ul style="list-style-type: none"> Resident Loss Both
		Resident of County	105	\$3,061,700.00	
		Resident and Loss in County	89	\$2,205,700.00	
		Claim Loss in County	19	\$437,000.00	
		Totals:	213	\$5,704,400.00	
Caldwell (Louisiana)	6	<u>Claimant Type</u>	<u>Claims Paid</u>	<u>Amount Paid</u>	Payments in County  <ul style="list-style-type: none"> Resident
		Resident of County	1	\$5,000.00	
		Totals:	1	\$5,000.00	

GCCF Program Statistics - Overall Summary

(as of October 15, 2010, 5:05 PM ET)

County	Total	Claimant Type	Claims Paid	Amount Paid	Payments in County
Calhoun (Alabama)	45	<u>Claimant Type</u>	<u>Claims Paid</u>	<u>Amount Paid</u>	Payments in County  <ul style="list-style-type: none"> Resident
		Resident of County	16	\$179,500.00	
		Totals:	16	\$179,500.00	
		Calhoun (Florida)	65	<u>Claimant Type</u>	
Resident of County	13			\$151,200.00	
Resident and Loss in County	1			\$6,000.00	
Claim Loss in County	1			\$4,200.00	
Totals:	15	\$161,400.00			
Calhoun (Mississippi)	3	<u>Claimant Type</u>	<u>Claims Paid</u>	<u>Amount Paid</u>	Payments in County  <ul style="list-style-type: none"> Resident
		Resident of County	1	\$55,000.00	
		Totals:	1	\$55,000.00	
Calhoun (Texas)	73	<u>Claimant Type</u>	<u>Claims Paid</u>	<u>Amount Paid</u>	Payments in County  <ul style="list-style-type: none"> Resident Loss Both
		Resident of County	3	\$24,300.00	
		Resident and Loss in County	4	\$370,800.00	
		Claim Loss in County	22	\$259,900.00	
Totals:	29	\$655,000.00			
Cameron (Louisiana)	311	<u>Claimant Type</u>	<u>Claims Paid</u>	<u>Amount Paid</u>	Payments in County  <ul style="list-style-type: none"> Resident Loss Both
		Resident of County	18	\$529,600.00	
		Resident and Loss in County	125	\$3,566,800.00	
		Claim Loss in County	77	\$2,377,200.00	
Totals:	220	\$6,473,600.00			

GCCF Program Statistics - Overall Summary (as of October 15, 2010, 5:05 PM ET)

County	Total Claims	Claimant Type	Claims Paid	Amount Paid	Payments in County
Cameron (Texas)	120	<u>Claimant Type</u>	<u>Claims Paid</u>	<u>Amount Paid</u>	Payments in County  <ul style="list-style-type: none"> Resident Both
		Resident of County	9	\$255,100.00	
		Resident and Loss in County	26	\$580,800.00	
		Totals:	35	\$835,900.00	
Chambers (Alabama)	5	<u>Claimant Type</u>	<u>Claims Paid</u>	<u>Amount Paid</u>	Payments in County  <ul style="list-style-type: none"> Resident
		Resident of County	2	\$27,000.00	
		Totals:	2	\$27,000.00	
Chambers (Texas)	40	<u>Claimant Type</u>	<u>Claims Paid</u>	<u>Amount Paid</u>	Payments in County  <ul style="list-style-type: none"> Resident Loss Both
		Resident of County	4	\$111,000.00	
		Resident and Loss in County	17	\$701,400.00	
		Claim Loss in County	5	\$73,500.00	
		Totals:	26	\$885,900.00	
Charlotte (Florida)	79	<u>Claimant Type</u>	<u>Claims Paid</u>	<u>Amount Paid</u>	Payments in County  <ul style="list-style-type: none"> Loss Both
		Resident and Loss in County	11	\$515,000.00	
		Claim Loss in County	2	\$51,000.00	
		Totals:	13	\$566,000.00	
Cherokee (Alabama)	4	<u>Claimant Type</u>	<u>Claims Paid</u>	<u>Amount Paid</u>	Payments in County  <ul style="list-style-type: none"> Resident
		Resident of County	3	\$47,100.00	
		Totals:	3	\$47,100.00	

GCCF Program Statistics - Overall Summary

(as of October 15, 2010, 5:05 PM ET)

County	Total Claims	Claimant Type	Claims Paid	Amount Paid	Payments in County
Cherokee (Texas)	2	<u>Claimant Type</u>	<u>Claims Paid</u>	<u>Amount Paid</u>	Payments in County  <ul style="list-style-type: none"> Resident
		Resident of County	1	\$1,700.00	
		Totals:	1	\$1,700.00	
Chickasaw (Mississippi)	1	<u>Claimant Type</u>	<u>Claims Paid</u>	<u>Amount Paid</u>	Payments in County  <ul style="list-style-type: none"> Resident
		Resident of County	1	\$6,000.00	
		Totals:	1	\$6,000.00	
Chilton (Alabama)	16	<u>Claimant Type</u>	<u>Claims Paid</u>	<u>Amount Paid</u>	Payments in County  <ul style="list-style-type: none"> Resident Both
		Resident of County	3	\$24,300.00	
		Resident and Loss in County	1	\$19,000.00	
		Totals:	4	\$43,300.00	
Choctaw (Alabama)	11	<u>Claimant Type</u>	<u>Claims Paid</u>	<u>Amount Paid</u>	Payments in County  <ul style="list-style-type: none"> Resident Both
		Resident of County	2	\$11,000.00	
		Resident and Loss in County	1	\$68,400.00	
		Totals:	3	\$79,400.00	
Citrus (Florida)	194	<u>Claimant Type</u>	<u>Claims Paid</u>	<u>Amount Paid</u>	Payments in County  <ul style="list-style-type: none"> Resident Loss Both
		Resident of County	19	\$372,600.00	
		Resident and Loss in County	68	\$1,198,600.00	
		Claim Loss in County	7	\$171,200.00	
		Totals:	94	\$1,742,400.00	

GCCF Program Statistics - Overall Summary

(as of October 15, 2010, 5:05 PM ET)

County	Total Claims	Claimant Type	Claims Paid	Amount Paid	Payments in County
Claiborne (Louisiana)	2	<u>Claimant Type</u>	<u>Claims Paid</u>	<u>Amount Paid</u>	Payments in County 
		Claim Loss in County	1	\$80,400.00	
		Totals:	1	\$80,400.00	
Claiborne (Mississippi)	6	<u>Claimant Type</u>	<u>Claims Paid</u>	<u>Amount Paid</u>	Payments in County 
		Resident of County	1	\$17,600.00	
		Totals:	1	\$17,600.00	
Clarke (Alabama)	106	<u>Claimant Type</u>	<u>Claims Paid</u>	<u>Amount Paid</u>	Payments in County 
		Resident of County	22	\$199,400.00	
		Resident and Loss in County	3	\$32,300.00	
		Claim Loss in County	3	\$47,400.00	
		Totals:	28	\$279,100.00	
Clarke (Mississippi)	30	<u>Claimant Type</u>	<u>Claims Paid</u>	<u>Amount Paid</u>	Payments in County 
		Resident of County	4	\$112,900.00	
		Totals:	4	\$112,900.00	
Clay (Alabama)	5	<u>Claimant Type</u>	<u>Claims Paid</u>	<u>Amount Paid</u>	Payments in County 
		Resident of County	3	\$53,500.00	
		Totals:	3	\$53,500.00	

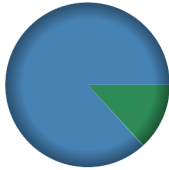
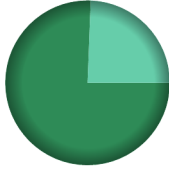


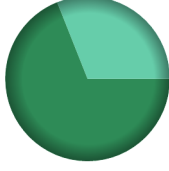
GCCF Program Statistics - Overall Summary

(as of October 15, 2010, 5:05 PM ET)

County	Total Claims	Claimant Type	Claims Paid	Amount Paid	Payments in County
Clay (Florida)	19	<u>Claimant Type</u>	<u>Claims Paid</u>	<u>Amount Paid</u>	Payments in County  <ul style="list-style-type: none"> ■ Resident ■ Loss ■ Both
		Resident of County	4	\$25,400.00	
		Resident and Loss in County	1	\$125,000.00	
		Claim Loss in County	1	\$18,700.00	
Totals:	6	\$169,100.00			
Cleburne (Alabama)	2	<u>Claimant Type</u>	<u>Claims Paid</u>	<u>Amount Paid</u>	Payments in County  <ul style="list-style-type: none"> ■ Resident
		Resident of County	1	\$3,000.00	
		Totals:	1	\$3,000.00	
Coahoma (Mississippi)	2	<u>Claimant Type</u>	<u>Claims Paid</u>	<u>Amount Paid</u>	Payments in County  <ul style="list-style-type: none"> ■ Resident
		Resident of County	1	\$35,000.00	
		Totals:	1	\$35,000.00	
Coffee (Alabama)	24	<u>Claimant Type</u>	<u>Claims Paid</u>	<u>Amount Paid</u>	Payments in County  <ul style="list-style-type: none"> ■ Resident ■ Both
		Resident of County	5	\$57,200.00	
		Resident and Loss in County	1	\$3,000.00	
		Totals:	6	\$60,200.00	
Colbert (Alabama)	28	<u>Claimant Type</u>	<u>Claims Paid</u>	<u>Amount Paid</u>	Payments in County  <ul style="list-style-type: none"> ■ Resident
		Resident of County	20	\$231,200.00	
		Totals:	20	\$231,200.00	


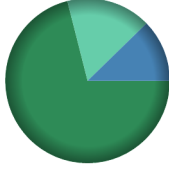


GCCF Program Statistics - Overall Summary

(as of October 15, 2010, 5:05 PM ET)



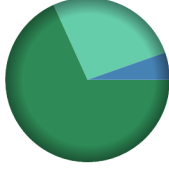

County	Total Claims	Claimant Type	Claims Paid	Amount Paid	Payments in County
Collier (Florida)	1,994	<u>Claimant Type</u>	<u>Claims Paid</u>	<u>Amount Paid</u>	Payments in County  <ul style="list-style-type: none"> ■ Resident ■ Loss ■ Both
		Resident of County	15	\$316,000.00	
		Resident and Loss in County	76	\$2,086,500.00	
		Claim Loss in County	2	\$2,200.00	
Totals:	93	\$2,404,700.00			
Collin (Texas)	59	<u>Claimant Type</u>	<u>Claims Paid</u>	<u>Amount Paid</u>	Payments in County  <ul style="list-style-type: none"> ■ Resident ■ Loss
		Resident of County	27	\$316,600.00	
		Claim Loss in County	3	\$102,100.00	
		Totals:	30	\$418,700.00	
Columbia (Florida)	8	<u>Claimant Type</u>	<u>Claims Paid</u>	<u>Amount Paid</u>	Payments in County  <ul style="list-style-type: none"> ■ Resident ■ Both
		Resident of County	3	\$71,500.00	
		Resident and Loss in County	1	\$40,000.00	
		Totals:	4	\$111,500.00	
Comal (Texas)	12	<u>Claimant Type</u>	<u>Claims Paid</u>	<u>Amount Paid</u>	Payments in County  <ul style="list-style-type: none"> ■ Resident
		Resident of County	8	\$181,600.00	
		Totals:	8	\$181,600.00	
Concordia (Louisiana)	24	<u>Claimant Type</u>	<u>Claims Paid</u>	<u>Amount Paid</u>	Payments in County  <ul style="list-style-type: none"> ■ Resident ■ Both
		Resident of County	3	\$155,700.00	
		Resident and Loss in County	2	\$70,000.00	
		Totals:	5	\$225,700.00	

GCCF Program Statistics - Overall Summary

(as of October 15, 2010, 5:05 PM ET)


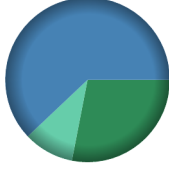
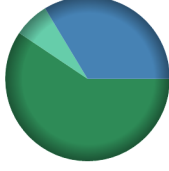
County (Alabama)	Total Claims	Claimant Type	Claims Paid	Amount Paid	Payments in County
Conecuh (Alabama)	12	<u>Claimant Type</u>	<u>Claims Paid</u>	<u>Amount Paid</u>	Payments in County  Resident
		Resident of County	5	\$51,700.00	
		Totals:	5	\$51,700.00	
Coosa (Alabama)	3	<u>Claimant Type</u>	<u>Claims Paid</u>	<u>Amount Paid</u>	Payments in County  Resident Both
		Resident of County	2	\$10,800.00	
		Resident and Loss in County	1	\$150,000.00	
		Totals:	3	\$160,800.00	
Covington (Alabama)	50	<u>Claimant Type</u>	<u>Claims Paid</u>	<u>Amount Paid</u>	Payments in County  Resident Loss Both
		Resident of County	20	\$565,100.00	
		Resident and Loss in County	3	\$97,800.00	
		Claim Loss in County	2	\$132,500.00	
		Totals:	25	\$795,400.00	
Covington (Mississippi)	57	<u>Claimant Type</u>	<u>Claims Paid</u>	<u>Amount Paid</u>	Payments in County  Resident
		Resident of County	2	\$39,400.00	
		Totals:	2	\$39,400.00	
Crenshaw (Alabama)	13	<u>Claimant Type</u>	<u>Claims Paid</u>	<u>Amount Paid</u>	Payments in County  Loss Both
		Resident and Loss in County	1	\$1,500.00	
		Claim Loss in County	1	\$4,000.00	
		Totals:	2	\$5,500.00	

GCCF Program Statistics - Overall Summary (as of October 15, 2010, 5:05 PM ET)

County	Total Claims	Claimant Type	Claims Paid	Amount Paid	Payments in County
Cullman (Alabama)	43	<u>Claimant Type</u>	<u>Claims Paid</u>	<u>Amount Paid</u>	Payments in County  Resident
		Resident of County	31	\$318,300.00	
		Totals:	31	\$318,300.00	
		Dale (Alabama)	18	<u>Claimant Type</u>	
Resident of County	7			\$58,100.00	
Resident and Loss in County	1			\$37,600.00	
Totals:	8			\$95,700.00	
Dallas (Alabama)	25	<u>Claimant Type</u>	<u>Claims Paid</u>	<u>Amount Paid</u>	Payments in County  Resident Both
		Resident of County	7	\$81,900.00	
		Resident and Loss in County	1	\$15,000.00	
		Totals:	8	\$96,900.00	
Dallas (Texas)	168	<u>Claimant Type</u>	<u>Claims Paid</u>	<u>Amount Paid</u>	Payments in County  Resident Loss Both
		Resident of County	27	\$304,400.00	
		Resident and Loss in County	1	\$24,000.00	
		Claim Loss in County	7	\$117,800.00	
		Totals:	35	\$446,200.00	
Dekalb (Alabama)	19	<u>Claimant Type</u>	<u>Claims Paid</u>	<u>Amount Paid</u>	Payments in County  Resident Loss
		Resident of County	13	\$143,700.00	
		Claim Loss in County	1	\$10,800.00	
		Totals:	14	\$154,500.00	

GCCF Program Statistics - Overall Summary

(as of October 15, 2010, 5:05 PM ET)

County	Total Claims	Claimant Type	Claims Paid	Amount Paid	Payments in County
Denton (Texas)	27	<u>Claimant Type</u>	<u>Claims Paid</u>	<u>Amount Paid</u>	Payments in County  Resident
		Resident of County	8	\$63,300.00	
		Totals:	8	\$63,300.00	
		Desoto (Mississippi)	23	<u>Claimant Type</u>	
Resident of County	15			\$173,800.00	
Totals:	15			\$173,800.00	
Dixie (Florida)	28			<u>Claimant Type</u>	<u>Claims Paid</u>
		Resident of County	1	\$3,000.00	
		Resident and Loss in County	12	\$353,400.00	
		Claim Loss in County	2	\$65,000.00	
		Totals:	15	\$421,400.00	
Duval (Florida)	175	<u>Claimant Type</u>	<u>Claims Paid</u>	<u>Amount Paid</u>	Payments in County  Resident Loss Both
		Resident of County	30	\$452,700.00	
		Resident and Loss in County	14	\$1,001,300.00	
		Claim Loss in County	6	\$159,600.00	
		Totals:	50	\$1,613,600.00	
E. Baton Rouge (Louisiana)	1,032	<u>Claimant Type</u>	<u>Claims Paid</u>	<u>Amount Paid</u>	Payments in County  Resident Loss Both
		Resident of County	123	\$2,242,300.00	
		Resident and Loss in County	43	\$1,270,100.00	
		Claim Loss in County	12	\$262,600.00	
		Totals:	178	\$3,775,000.00	

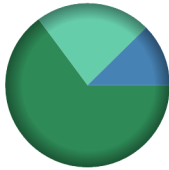
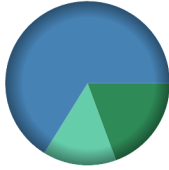



GCCF Program Statistics - Overall Summary

(as of October 15, 2010, 5:05 PM ET)

County	Total Claims	Claimant Type	Claims Paid	Amount Paid	Payments in County
E. Feliciana (Louisiana)	15	<u>Claimant Type</u>	<u>Claims Paid</u>	<u>Amount Paid</u>	Payments in County  <ul style="list-style-type: none"> ■ Resident ■ Loss ■ Both
		Resident of County	1	\$14,000.00	
		Resident and Loss in County	3	\$115,000.00	
		Claim Loss in County	1	\$20,000.00	
Totals:	5	\$149,000.00			
Ector (Texas)	2	<u>Claimant Type</u>	<u>Claims Paid</u>	<u>Amount Paid</u>	Payments in County  <ul style="list-style-type: none"> ■ Resident
		Resident of County	1	\$1,500.00	
Totals:	1	\$1,500.00			
El Paso (Texas)	1	<u>Claimant Type</u>	<u>Claims Paid</u>	<u>Amount Paid</u>	Payments in County  <ul style="list-style-type: none"> ■ Resident
		Resident of County	1	\$3,700.00	
Totals:	1	\$3,700.00			
Ellis (Texas)	6	<u>Claimant Type</u>	<u>Claims Paid</u>	<u>Amount Paid</u>	Payments in County  <ul style="list-style-type: none"> ■ Resident
		Resident of County	1	\$25,000.00	
Totals:	1	\$25,000.00			
Elmore (Alabama)	30	<u>Claimant Type</u>	<u>Claims Paid</u>	<u>Amount Paid</u>	Payments in County  <ul style="list-style-type: none"> ■ Resident
		Resident of County	17	\$215,500.00	
Totals:	17	\$215,500.00			



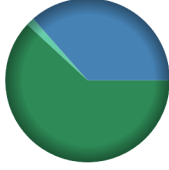
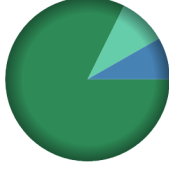

GCCF Program Statistics - Overall Summary

(as of October 15, 2010, 5:05 PM ET)

County	Total Claims	Claimant Type	Claims Paid	Amount Paid	Payments in County
Escambia (Alabama)	131	<u>Claimant Type</u>	<u>Claims Paid</u>	<u>Amount Paid</u>	Payments in County  <ul style="list-style-type: none"> ■ Resident ■ Loss ■ Both
		Resident of County	25	\$366,800.00	
		Resident and Loss in County	5	\$70,100.00	
		Claim Loss in County	5	\$128,600.00	
Totals:	35	\$565,500.00			
Escambia (Florida)	9,841	<u>Claimant Type</u>	<u>Claims Paid</u>	<u>Amount Paid</u>	Payments in County  <ul style="list-style-type: none"> ■ Resident ■ Loss ■ Both
		Resident of County	1,179	\$15,001,500.00	
		Resident and Loss in County	2,762	\$51,185,300.00	
		Claim Loss in County	776	\$11,170,400.00	
Totals:	4,717	\$77,357,200.00			
Etowah (Alabama)	46	<u>Claimant Type</u>	<u>Claims Paid</u>	<u>Amount Paid</u>	Payments in County  <ul style="list-style-type: none"> ■ Resident
		Resident of County	26	\$445,100.00	
Totals:	26	\$445,100.00			
Evangeline (Louisiana)	26	<u>Claimant Type</u>	<u>Claims Paid</u>	<u>Amount Paid</u>	Payments in County  <ul style="list-style-type: none"> ■ Resident ■ Both
		Resident of County	5	\$103,900.00	
		Resident and Loss in County	4	\$70,300.00	
Totals:	9	\$174,200.00			
Fayette (Alabama)	7	<u>Claimant Type</u>	<u>Claims Paid</u>	<u>Amount Paid</u>	Payments in County  <ul style="list-style-type: none"> ■ Resident
		Resident of County	6	\$57,100.00	
Totals:	6	\$57,100.00			

GCCF Program Statistics - Overall Summary

(as of October 15, 2010, 5:05 PM ET)

County	Total Claims	Claimant Type	Claims Paid	Amount Paid	Payments in County
Flagler (Florida)	4	<u>Claimant Type</u>	<u>Claims Paid</u>	<u>Amount Paid</u>	Payments in County  <ul style="list-style-type: none"> Resident
		Resident of County	2	\$65,400.00	
		Totals:	2	\$65,400.00	
Foard (Texas)	1	<u>Claimant Type</u>	<u>Claims Paid</u>	<u>Amount Paid</u>	Payments in County  <ul style="list-style-type: none"> Resident
		Resident of County	1	\$13,000.00	
		Totals:	1	\$13,000.00	
Forrest (Mississippi)	509	<u>Claimant Type</u>	<u>Claims Paid</u>	<u>Amount Paid</u>	Payments in County  <ul style="list-style-type: none"> Resident Loss Both
		Resident of County	38	\$588,300.00	
		Resident and Loss in County	7	\$346,800.00	
		Claim Loss in County	2	\$15,100.00	
		Totals:	47	\$950,200.00	
Fort Bend (Texas)	112	<u>Claimant Type</u>	<u>Claims Paid</u>	<u>Amount Paid</u>	Payments in County  <ul style="list-style-type: none"> Resident Loss Both
		Resident of County	28	\$1,287,900.00	
		Resident and Loss in County	7	\$129,300.00	
		Claim Loss in County	6	\$147,300.00	
		Totals:	41	\$1,564,500.00	
Franklin (Alabama)	6	<u>Claimant Type</u>	<u>Claims Paid</u>	<u>Amount Paid</u>	Payments in County  <ul style="list-style-type: none"> Resident
		Resident of County	6	\$62,300.00	
		Totals:	6	\$62,300.00	



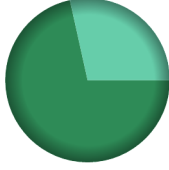

GCCF Program Statistics - Overall Summary

(as of October 15, 2010, 5:05 PM ET)

County	Total Claims	Claimant Type	Claims Paid	Amount Paid	Payments in County
Franklin (Florida)	1,675	<u>Claimant Type</u>	<u>Claims Paid</u>	<u>Amount Paid</u>	Payments in County
		Resident of County	29	\$310,800.00	
		Resident and Loss in County	973	\$12,229,100.00	
		Claim Loss in County	108	\$1,519,900.00	
		Totals:	1,110	\$14,059,800.00	
Franklin (Louisiana)	5	<u>Claimant Type</u>	<u>Claims Paid</u>	<u>Amount Paid</u>	Payments in County
		Resident of County	2	\$31,200.00	
		Totals:	2	\$31,200.00	
Franklin (Mississippi)	6	<u>Claimant Type</u>	<u>Claims Paid</u>	<u>Amount Paid</u>	Payments in County
		Claim Loss in County	1	\$14,600.00	
		Totals:	1	\$14,600.00	
Gadsden (Florida)	43	<u>Claimant Type</u>	<u>Claims Paid</u>	<u>Amount Paid</u>	Payments in County
		Resident of County	8	\$150,900.00	
		Resident and Loss in County	2	\$44,200.00	
		Claim Loss in County	1	\$7,000.00	
		Totals:	11	\$202,100.00	
Galveston (Texas)	873	<u>Claimant Type</u>	<u>Claims Paid</u>	<u>Amount Paid</u>	Payments in County
		Resident of County	107	\$3,033,600.00	
		Resident and Loss in County	290	\$7,398,600.00	
		Claim Loss in County	103	\$1,812,200.00	
		Totals:	500	\$12,244,400.00	


GCCF Program Statistics - Overall Summary

(as of October 15, 2010, 5:05 PM ET)

County	Total Claims	Claimant Type	Claims Paid	Amount Paid	Payments in County
Geneva (Alabama)	34	<u>Claimant Type</u>	<u>Claims Paid</u>	<u>Amount Paid</u>	Payments in County  Resident
		Resident of County	9	\$127,500.00	
		Totals:	9	\$127,500.00	
		George (Mississippi)	206	<u>Claimant Type</u>	
Resident of County	31			\$699,800.00	
Resident and Loss in County	15			\$640,200.00	
Claim Loss in County	3			\$87,400.00	
Totals:	49	\$1,427,400.00			
Grant (Louisiana)	9	<u>Claimant Type</u>	<u>Claims Paid</u>	<u>Amount Paid</u>	Payments in County  Resident Loss
		Resident of County	1	\$15,500.00	
		Claim Loss in County	1	\$15,000.00	
		Totals:	2	\$30,500.00	
Grayson (Texas)	3	<u>Claimant Type</u>	<u>Claims Paid</u>	<u>Amount Paid</u>	Payments in County  Resident Loss
		Resident of County	1	\$8,300.00	
		Claim Loss in County	1	\$3,300.00	
		Totals:	2	\$11,600.00	
Greene (Alabama)	5	<u>Claimant Type</u>	<u>Claims Paid</u>	<u>Amount Paid</u>	Payments in County  Resident
		Resident of County	4	\$22,900.00	
		Totals:	4	\$22,900.00	

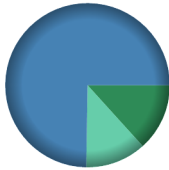


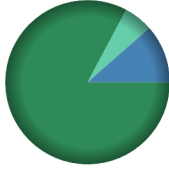
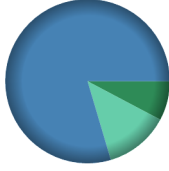
GCCF Program Statistics - Overall Summary

(as of October 15, 2010, 5:05 PM ET)

County	Total Claims	Claimant Type	Claims Paid	Amount Paid	Payments in County	
Greene (Mississippi)	60	<u>Claimant Type</u>	<u>Claims Paid</u>	<u>Amount Paid</u>	Payments in County 	
		Resident of County	3	\$16,900.00		Resident
		Resident and Loss in County	3	\$18,900.00		Both
		Totals:	6	\$35,800.00		
Gregg (Texas)	5	<u>Claimant Type</u>	<u>Claims Paid</u>	<u>Amount Paid</u>	Payments in County 	
		Resident of County	3	\$25,600.00		Resident
		Totals:	3	\$25,600.00		
		Guadalupe (Texas)	2	<u>Claimant Type</u>		<u>Claims Paid</u>
Resident of County	2			\$42,600.00	Resident	
Totals:	2			\$42,600.00		
Gulf (Florida)	916			<u>Claimant Type</u>	<u>Claims Paid</u>	<u>Amount Paid</u>
		Resident of County	68	\$956,000.00	Resident	
		Resident and Loss in County	276	\$6,442,700.00	Loss	
		Claim Loss in County	83	\$1,157,800.00	Both	
		Totals:	427	\$8,556,500.00		
Hale (Alabama)	12	<u>Claimant Type</u>	<u>Claims Paid</u>	<u>Amount Paid</u>	Payments in County 	
		Resident of County	6	\$92,200.00		Resident
		Resident and Loss in County	1	\$100,000.00		Both
		Totals:	7	\$192,200.00		

GCCF Program Statistics - Overall Summary

(as of October 15, 2010, 5:05 PM ET)

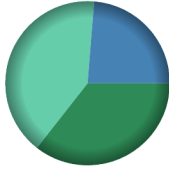

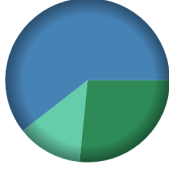

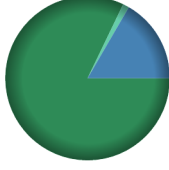
County	Total Claims	Claimant Type	Claims Paid	Amount Paid	Payments in County
Hancock (Mississippi)	1,835	<u>Claimant Type</u>	<u>Claims Paid</u>	<u>Amount Paid</u>	Payments in County  <ul style="list-style-type: none"> ■ Resident ■ Loss ■ Both
		Resident of County	118	\$2,290,700.00	
		Resident and Loss in County	520	\$12,870,700.00	
		Claim Loss in County	96	\$2,056,900.00	
Totals:	734	\$17,218,300.00			
Hardee (Florida)	1	<u>Claimant Type</u>	<u>Claims Paid</u>	<u>Amount Paid</u>	Payments in County  <ul style="list-style-type: none"> ■ Resident
		Resident of County	1	\$15,000.00	
		Totals:	1	\$15,000.00	
Hardin (Texas)	4	<u>Claimant Type</u>	<u>Claims Paid</u>	<u>Amount Paid</u>	Payments in County  <ul style="list-style-type: none"> ■ Both
		Resident and Loss in County	1	\$10,000.00	
		Totals:	1	\$10,000.00	
Harris (Texas)	1,332	<u>Claimant Type</u>	<u>Claims Paid</u>	<u>Amount Paid</u>	Payments in County  <ul style="list-style-type: none"> ■ Resident ■ Loss ■ Both
		Resident of County	290	\$25,775,900.00	
		Resident and Loss in County	130	\$3,578,200.00	
		Claim Loss in County	96	\$1,783,600.00	
Totals:	516	\$31,137,700.00			
Harrison (Mississippi)	14,168	<u>Claimant Type</u>	<u>Claims Paid</u>	<u>Amount Paid</u>	Payments in County  <ul style="list-style-type: none"> ■ Resident ■ Loss ■ Both
		Resident of County	309	\$5,973,536.50	
		Resident and Loss in County	2,965	\$61,309,600.00	
		Claim Loss in County	581	\$9,770,600.00	
Totals:	3,855	\$77,053,736.50			

GCCF Program Statistics - Overall Summary



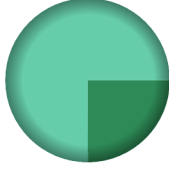
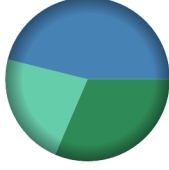
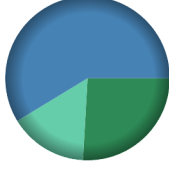
(as of October 15, 2010, 5:05 PM ET)

County	Total Claims	Claimant Type	Claims Paid	Amount Paid	Payments in County
Harrison (Texas)	1	<u>Claimant Type</u>	<u>Claims Paid</u>	<u>Amount Paid</u>	Payments in County  Resident
		Resident of County	1	\$10,400.00	
		Totals:	1	\$10,400.00	
Hays (Texas)	7	<u>Claimant Type</u>	<u>Claims Paid</u>	<u>Amount Paid</u>	Payments in County  Resident
		Resident of County	1	\$25,500.00	
		Totals:	1	\$25,500.00	
Hendry (Florida)	6	<u>Claimant Type</u>	<u>Claims Paid</u>	<u>Amount Paid</u>	Payments in County  Resident
		Resident of County	1	\$24,000.00	
		Totals:	1	\$24,000.00	
Henry (Alabama)	6	<u>Claimant Type</u>	<u>Claims Paid</u>	<u>Amount Paid</u>	Payments in County  Resident
		Resident of County	2	\$11,600.00	
		Totals:	2	\$11,600.00	
Hernando (Florida)	123	<u>Claimant Type</u>	<u>Claims Paid</u>	<u>Amount Paid</u>	Payments in County  Resident Loss Both
		Resident of County	20	\$347,300.00	
		Resident and Loss in County	34	\$925,700.00	
		Claim Loss in County	12	\$272,900.00	
		Totals:	66	\$1,545,900.00	

GCCF Program Statistics - Overall Summary (as of October 15, 2010, 5:05 PM ET)




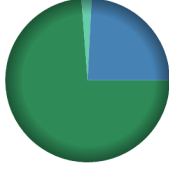

County	Total Claims	Claimant Type	Claims Paid	Amount Paid	Payments in County
Hidalgo (Texas)	8	<u>Claimant Type</u>	<u>Claims Paid</u>	<u>Amount Paid</u>	 <ul style="list-style-type: none"> ■ Resident ■ Loss ■ Both
		Resident of County	2	\$9,000.00	
		Resident and Loss in County	1	\$6,000.00	
		Claim Loss in County	1	\$10,300.00	
Totals:	4	\$25,300.00			
Hill (Texas)	2	<u>Claimant Type</u>	<u>Claims Paid</u>	<u>Amount Paid</u>	 <ul style="list-style-type: none"> ■ Resident
		Resident of County	1	\$21,600.00	
		Totals:	1	\$21,600.00	
Hillsborough (Florida)	403	<u>Claimant Type</u>	<u>Claims Paid</u>	<u>Amount Paid</u>	 <ul style="list-style-type: none"> ■ Resident ■ Loss ■ Both
		Resident of County	45	\$762,600.00	
		Resident and Loss in County	71	\$1,737,300.00	
		Claim Loss in County	9	\$369,400.00	
Totals:	125	\$2,869,300.00			
Hinds (Mississippi)	86	<u>Claimant Type</u>	<u>Claims Paid</u>	<u>Amount Paid</u>	 <ul style="list-style-type: none"> ■ Resident ■ Loss ■ Both
		Resident of County	15	\$154,500.00	
		Resident and Loss in County	1	\$2,800.00	
		Claim Loss in County	4	\$103,200.00	
Totals:	20	\$260,500.00			
Holmes (Florida)	210	<u>Claimant Type</u>	<u>Claims Paid</u>	<u>Amount Paid</u>	 <ul style="list-style-type: none"> ■ Resident ■ Loss ■ Both
		Resident of County	69	\$741,800.00	
		Resident and Loss in County	12	\$150,300.00	
		Claim Loss in County	2	\$11,100.00	
Totals:	83	\$903,200.00			

GCCF Program Statistics - Overall Summary (as of October 15, 2010, 5:05 PM ET)

County	Total Claims	Claimant Type	Claims Paid	Amount Paid	Payments in County
Hopkins (Texas)	1	<u>Claimant Type</u>	<u>Claims Paid</u>	<u>Amount Paid</u>	Payments in County  <ul style="list-style-type: none"> Resident
		Resident of County	1	\$9,700.00	
		Totals:	1	\$9,700.00	
Houston (Alabama)	78	<u>Claimant Type</u>	<u>Claims Paid</u>	<u>Amount Paid</u>	Payments in County  <ul style="list-style-type: none"> Resident Both
		Resident of County	24	\$163,300.00	
		Resident and Loss in County	2	\$138,900.00	
		Totals:	26	\$302,200.00	
Humphreys (Mississippi)	3	<u>Claimant Type</u>	<u>Claims Paid</u>	<u>Amount Paid</u>	Payments in County  <ul style="list-style-type: none"> Resident Loss
		Resident of County	1	\$9,300.00	
		Claim Loss in County	1	\$28,000.00	
		Totals:	2	\$37,300.00	
Iberia (Louisiana)	676	<u>Claimant Type</u>	<u>Claims Paid</u>	<u>Amount Paid</u>	Payments in County  <ul style="list-style-type: none"> Resident Loss Both
		Resident of County	100	\$3,324,100.00	
		Resident and Loss in County	193	\$4,872,000.00	
		Claim Loss in County	85	\$2,368,300.00	
Totals:	378	\$10,564,400.00			
Iberville (Louisiana)	108	<u>Claimant Type</u>	<u>Claims Paid</u>	<u>Amount Paid</u>	Payments in County  <ul style="list-style-type: none"> Resident Loss Both
		Resident of County	9	\$270,200.00	
		Resident and Loss in County	21	\$612,600.00	
		Claim Loss in County	5	\$160,900.00	
Totals:	35	\$1,043,700.00			

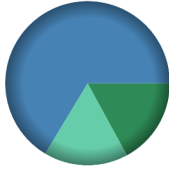




GCCF Program Statistics - Overall Summary

(as of October 15, 2010, 5:05 PM ET)

County	Total Claims	Claimant Type	Claims Paid	Amount Paid	Payments in County
Indian River (Florida)	16	<u>Claimant Type</u>	<u>Claims Paid</u>	<u>Amount Paid</u>	Payments in County  <ul style="list-style-type: none"> ■ Resident ■ Both
		Resident of County	1	\$21,100.00	
		Resident and Loss in County	3	\$157,000.00	
		Totals:	4	\$178,100.00	
Itawamba (Mississippi)	1	<u>Claimant Type</u>	<u>Claims Paid</u>	<u>Amount Paid</u>	Payments in County  <ul style="list-style-type: none"> ■ Resident
		Resident of County	1	\$6,000.00	
		Totals:	1	\$6,000.00	
Jackson (Alabama)	14	<u>Claimant Type</u>	<u>Claims Paid</u>	<u>Amount Paid</u>	Payments in County  <ul style="list-style-type: none"> ■ Resident ■ Loss
		Resident of County	8	\$99,300.00	
		Claim Loss in County	1	\$14,500.00	
		Totals:	9	\$113,800.00	
Jackson (Florida)	158	<u>Claimant Type</u>	<u>Claims Paid</u>	<u>Amount Paid</u>	Payments in County  <ul style="list-style-type: none"> ■ Resident ■ Loss ■ Both
		Resident of County	20	\$292,800.00	
		Resident and Loss in County	3	\$96,000.00	
		Claim Loss in County	1	\$7,900.00	
		Totals:	24	\$396,700.00	
Jackson (Louisiana)	2	<u>Claimant Type</u>	<u>Claims Paid</u>	<u>Amount Paid</u>	Payments in County  <ul style="list-style-type: none"> ■ Resident ■ Both
		Resident of County	1	\$18,600.00	
		Resident and Loss in County	1	\$4,500.00	
		Totals:	2	\$23,100.00	

GCCF Program Statistics - Overall Summary

(as of October 15, 2010, 5:05 PM ET)






County	Total Claims	Claimant Type	Claims Paid	Amount Paid	Payments in County
Jackson (Mississippi)	5,545	<u>Claimant Type</u>	<u>Claims Paid</u>	<u>Amount Paid</u>	Payments in County  <ul style="list-style-type: none"> ■ Resident ■ Loss ■ Both
		Resident of County	407	\$6,208,100.00	
		Resident and Loss in County	823	\$24,144,558.36	
		Claim Loss in County	325	\$6,017,000.00	
		Totals:	1,555	\$36,369,658.36	
Jasper (Mississippi)	30	<u>Claimant Type</u>	<u>Claims Paid</u>	<u>Amount Paid</u>	Payments in County  <ul style="list-style-type: none"> ■ Both
		Resident and Loss in County	1	\$25,500.00	
		Totals:	1	\$25,500.00	
Jasper (Texas)	8	<u>Claimant Type</u>	<u>Claims Paid</u>	<u>Amount Paid</u>	Payments in County  <ul style="list-style-type: none"> ■ Resident
		Resident of County	3	\$145,700.00	
		Totals:	3	\$145,700.00	
Jefferson (Alabama)	457	<u>Claimant Type</u>	<u>Claims Paid</u>	<u>Amount Paid</u>	Payments in County  <ul style="list-style-type: none"> ■ Resident ■ Loss ■ Both
		Resident of County	274	\$3,278,500.00	
		Resident and Loss in County	3	\$37,700.00	
		Claim Loss in County	2	\$54,800.00	
		Totals:	279	\$3,371,000.00	
Jefferson (Florida)	10	<u>Claimant Type</u>	<u>Claims Paid</u>	<u>Amount Paid</u>	Payments in County  <ul style="list-style-type: none"> ■ Resident ■ Loss
		Resident of County	3	\$93,000.00	
		Claim Loss in County	1	\$6,000.00	
		Totals:	4	\$99,000.00	

GCCF Program Statistics - Overall Summary (as of October 15, 2010, 5:05 PM ET)


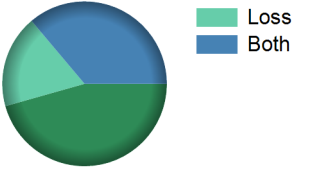

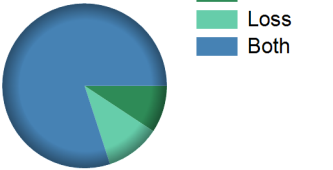
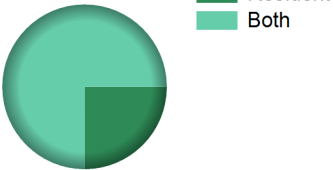
County	Total Claims	Claimant Type	Claims Paid	Amount Paid	Payments in County
Jefferson (Louisiana)	23,219				
		Resident of County	1,904	\$31,348,980.32	
		Resident and Loss in County	2,902	\$67,355,900.00	
		Claim Loss in County	1,187	\$20,365,085.21	
		Totals:	5,993	\$119,069,965.53	
Jefferson (Texas)	586				
		Resident of County	96	\$2,951,600.00	
		Resident and Loss in County	250	\$5,853,000.00	
		Claim Loss in County	47	\$1,092,100.00	
		Totals:	393	\$9,896,700.00	
Jefferson Davis (Louisiana)	35				
		Resident of County	4	\$48,600.00	
		Resident and Loss in County	8	\$231,500.00	
		Claim Loss in County	2	\$65,000.00	
		Totals:	14	\$345,100.00	
Jim Hogg (Texas)	1				
		Claim Loss in County	1	\$32,400.00	
		Totals:	1	\$32,400.00	
Jim Wells (Texas)	1				
		Resident and Loss in County	1	\$79,900.00	
		Totals:	1	\$79,900.00	

GCCF Program Statistics - Overall Summary

(as of October 15, 2010, 5:05 PM ET)




County	Count	Claimant Type	Claims Paid	Amount Paid	Payments in County
Johnson (Texas)	9	<u>Claimant Type</u>	<u>Claims Paid</u>	<u>Amount Paid</u>	Payments in County  <ul style="list-style-type: none"> Resident
		Resident of County	3	\$111,000.00	
		Totals:	3	\$111,000.00	
Jones (Mississippi)	98	<u>Claimant Type</u>	<u>Claims Paid</u>	<u>Amount Paid</u>	Payments in County  <ul style="list-style-type: none"> Resident Both
		Resident of County	10	\$184,900.00	
		Resident and Loss in County	1	\$50,000.00	
Totals:	11	\$234,900.00			
Kemper (Mississippi)	4	<u>Claimant Type</u>	<u>Claims Paid</u>	<u>Amount Paid</u>	Payments in County  <ul style="list-style-type: none"> Loss
		Claim Loss in County	2	\$108,800.00	
		Totals:	2	\$108,800.00	
Kendall (Texas)	2	<u>Claimant Type</u>	<u>Claims Paid</u>	<u>Amount Paid</u>	Payments in County  <ul style="list-style-type: none"> Resident
		Resident of County	2	\$15,700.00	
		Totals:	2	\$15,700.00	
Kleberg (Texas)	1	<u>Claimant Type</u>	<u>Claims Paid</u>	<u>Amount Paid</u>	Payments in County  <ul style="list-style-type: none"> Resident
		Resident of County	1	\$32,400.00	
		Totals:	1	\$32,400.00	

GCCF Program Statistics - Overall Summary (as of October 15, 2010, 5:05 PM ET)

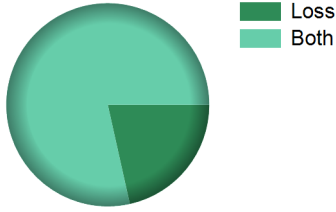


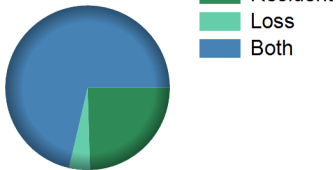

County	Total Claims	Claimant Type	Claims Paid	Amount Paid	Payments in County
Lafayette (Florida)	4	<u>Claimant Type</u>	<u>Claims Paid</u>	<u>Amount Paid</u>	Payments in County 
		Resident and Loss in County	1	\$226,700.00	
		Totals:	1	\$226,700.00	
Lafayette (Louisiana)	865	<u>Claimant Type</u>	<u>Claims Paid</u>	<u>Amount Paid</u>	Payments in County 
		Resident of County	170	\$4,343,700.00	
		Resident and Loss in County	110	\$3,441,600.00	
		Claim Loss in County	67	\$1,733,900.00	
		Totals:	347	\$9,519,200.00	
Lafayette (Mississippi)	9	<u>Claimant Type</u>	<u>Claims Paid</u>	<u>Amount Paid</u>	Payments in County 
		Resident of County	6	\$76,000.00	
		Totals:	6	\$76,000.00	
Lafourche (Louisiana)	2,097	<u>Claimant Type</u>	<u>Claims Paid</u>	<u>Amount Paid</u>	Payments in County 
		Resident of County	164	\$3,793,000.00	
		Resident and Loss in County	931	\$32,719,800.00	
		Claim Loss in County	189	\$4,384,080.32	
		Totals:	1,284	\$40,896,880.32	
Lake (Florida)	25	<u>Claimant Type</u>	<u>Claims Paid</u>	<u>Amount Paid</u>	Payments in County 
		Resident of County	6	\$45,900.00	
		Resident and Loss in County	5	\$137,900.00	
		Totals:	11	\$183,800.00	

GCCF Program Statistics - Overall Summary


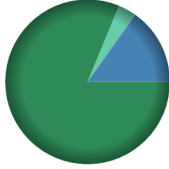
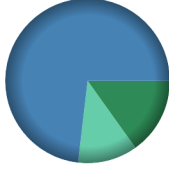
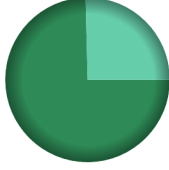

(as of October 15, 2010, 5:05 PM ET)

County	Total Claims	Claimant Type	Claims Paid	Amount Paid	Payments in County
Lamar (Mississippi)	110	<u>Claimant Type</u>	<u>Claims Paid</u>	<u>Amount Paid</u>	Payments in County  <ul style="list-style-type: none"> ■ Resident ■ Loss ■ Both
		Resident of County	8	\$133,900.00	
		Resident and Loss in County	1	\$9,500.00	
		Claim Loss in County	2	\$34,000.00	
Totals:	11	\$177,400.00			
Lamar (Texas)	1	<u>Claimant Type</u>	<u>Claims Paid</u>	<u>Amount Paid</u>	Payments in County  <ul style="list-style-type: none"> ■ Resident
		Resident of County	1	\$3,200.00	
		Totals:	1	\$3,200.00	
Lauderdale (Alabama)	22	<u>Claimant Type</u>	<u>Claims Paid</u>	<u>Amount Paid</u>	Payments in County  <ul style="list-style-type: none"> ■ Resident
		Resident of County	13	\$142,000.00	
		Totals:	13	\$142,000.00	
Lauderdale (Mississippi)	51	<u>Claimant Type</u>	<u>Claims Paid</u>	<u>Amount Paid</u>	Payments in County  <ul style="list-style-type: none"> ■ Resident
		Resident of County	15	\$150,100.00	
		Totals:	15	\$150,100.00	
Lawrence (Alabama)	7	<u>Claimant Type</u>	<u>Claims Paid</u>	<u>Amount Paid</u>	Payments in County  <ul style="list-style-type: none"> ■ Resident ■ Loss
		Resident of County	2	\$21,200.00	
		Claim Loss in County	1	\$1,400.00	
		Totals:	3	\$22,600.00	

GCCF Program Statistics - Overall Summary (as of October 15, 2010, 5:05 PM ET)




County	Total Claims	Claimant Type	Claims Paid	Amount Paid	Payments in County
Lawrence (Mississippi)	63	<u>Claimant Type</u>	<u>Claims Paid</u>	<u>Amount Paid</u>	Payments in County 
		Resident and Loss in County	5	\$67,500.00	
		Claim Loss in County	2	\$18,500.00	
		Totals:	7	\$86,000.00	
Leake (Mississippi)	12	<u>Claimant Type</u>	<u>Claims Paid</u>	<u>Amount Paid</u>	Payments in County 
		Resident of County	2	\$63,000.00	
		Totals:	2	\$63,000.00	
Lee (Alabama)	61	<u>Claimant Type</u>	<u>Claims Paid</u>	<u>Amount Paid</u>	Payments in County 
		Resident of County	30	\$287,200.00	
		Totals:	30	\$287,200.00	
Lee (Florida)	585	<u>Claimant Type</u>	<u>Claims Paid</u>	<u>Amount Paid</u>	Payments in County 
		Resident of County	13	\$528,100.00	
		Resident and Loss in County	47	\$1,536,100.00	
		Claim Loss in County	6	\$88,300.00	
		Totals:	66	\$2,152,500.00	
Lee (Mississippi)	13	<u>Claimant Type</u>	<u>Claims Paid</u>	<u>Amount Paid</u>	Payments in County 
		Resident of County	8	\$98,000.00	
		Totals:	8	\$98,000.00	

GCCF Program Statistics - Overall Summary (as of October 15, 2010, 5:05 PM ET)

County	Total Claims	Claimant Type	Claims Paid	Amount Paid	Payments in County
Leflore (Mississippi)	2	<u>Claimant Type</u>	<u>Claims Paid</u>	<u>Amount Paid</u>	Payments in County  <ul style="list-style-type: none"> Resident
		Resident of County	1	\$7,800.00	
		Totals:	1	\$7,800.00	
Leon (Florida)	299	<u>Claimant Type</u>	<u>Claims Paid</u>	<u>Amount Paid</u>	Payments in County  <ul style="list-style-type: none"> Resident Loss Both
		Resident of County	77	\$1,137,000.00	
		Resident and Loss in County	6	\$211,800.00	
		Claim Loss in County	4	\$50,300.00	
Totals:	87	\$1,399,100.00			
Levy (Florida)	134	<u>Claimant Type</u>	<u>Claims Paid</u>	<u>Amount Paid</u>	Payments in County  <ul style="list-style-type: none"> Resident Loss Both
		Resident of County	10	\$309,300.00	
		Resident and Loss in County	61	\$1,496,500.00	
		Claim Loss in County	7	\$239,900.00	
Totals:	78	\$2,045,700.00			
Liberty (Florida)	48	<u>Claimant Type</u>	<u>Claims Paid</u>	<u>Amount Paid</u>	Payments in County  <ul style="list-style-type: none"> Resident Both
		Resident of County	14	\$132,900.00	
		Resident and Loss in County	4	\$45,200.00	
		Totals:	18	\$178,100.00	
Liberty (Texas)	9	<u>Claimant Type</u>	<u>Claims Paid</u>	<u>Amount Paid</u>	Payments in County  <ul style="list-style-type: none"> Resident Both
		Resident of County	1	\$21,500.00	
		Resident and Loss in County	2	\$105,000.00	
		Totals:	3	\$126,500.00	





GCCF Program Statistics - Overall Summary

(as of October 15, 2010, 5:05 PM ET)

County	Total Claims	Claimant Type	Claims Paid	Amount Paid	Payments in County
Limestone (Alabama)	39	<u>Claimant Type</u>	<u>Claims Paid</u>	<u>Amount Paid</u>	Payments in County  Resident
		Resident of County	26	\$409,900.00	
		Totals:	26	\$409,900.00	
		Lincoln (Louisiana)	16	<u>Claimant Type</u>	
Resident of County	4			\$133,100.00	
Totals:	4			\$133,100.00	
Lincoln (Mississippi)	23			<u>Claimant Type</u>	<u>Claims Paid</u>
		Resident of County	4	\$112,400.00	
		Resident and Loss in County	1	\$22,200.00	
		Claim Loss in County	1	\$100,000.00	
		Totals:	6	\$234,600.00	
Livingston (Louisiana)	194	<u>Claimant Type</u>	<u>Claims Paid</u>	<u>Amount Paid</u>	Payments in County  Resident Loss Both
		Resident of County	42	\$1,001,200.00	
		Resident and Loss in County	20	\$924,700.00	
		Claim Loss in County	3	\$63,000.00	
		Totals:	65	\$1,988,900.00	
Lowndes (Mississippi)	28	<u>Claimant Type</u>	<u>Claims Paid</u>	<u>Amount Paid</u>	Payments in County  Resident Both
		Resident of County	10	\$102,500.00	
		Resident and Loss in County	1	\$2,400.00	
		Totals:	11	\$104,900.00	


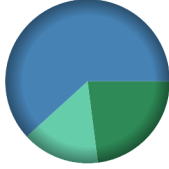


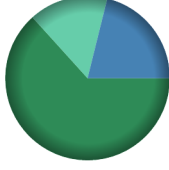
GCCF Program Statistics - Overall Summary

(as of October 15, 2010, 5:05 PM ET)

County	Total Claims	Claimant Type	Claims Paid	Amount Paid	Payments in County
Lubbock (Texas)	3	<u>Claimant Type</u>	<u>Claims Paid</u>	<u>Amount Paid</u>	Payments in County  <ul style="list-style-type: none"> Resident
		Resident of County	1	\$2,400.00	
		Totals:	1	\$2,400.00	
Macon (Alabama)	3	<u>Claimant Type</u>	<u>Claims Paid</u>	<u>Amount Paid</u>	Payments in County  <ul style="list-style-type: none"> Resident
		Resident of County	1	\$5,000.00	
		Totals:	1	\$5,000.00	
Madison (Alabama)	200	<u>Claimant Type</u>	<u>Claims Paid</u>	<u>Amount Paid</u>	Payments in County  <ul style="list-style-type: none"> Resident Loss Both
		Resident of County	119	\$1,518,000.00	
		Resident and Loss in County	1	\$48,000.00	
		Claim Loss in County	1	\$3,000.00	
Totals:	121	\$1,569,000.00			
Madison (Florida)	6	<u>Claimant Type</u>	<u>Claims Paid</u>	<u>Amount Paid</u>	Payments in County  <ul style="list-style-type: none"> Resident Loss
		Resident of County	1	\$2,100.00	
		Claim Loss in County	1	\$1,200.00	
Totals:	2	\$3,300.00			
Madison (Louisiana)	1	<u>Claimant Type</u>	<u>Claims Paid</u>	<u>Amount Paid</u>	Payments in County  <ul style="list-style-type: none"> Resident
		Resident of County	1	\$16,200.00	
		Totals:	1	\$16,200.00	

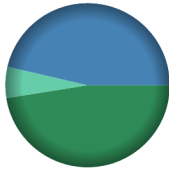


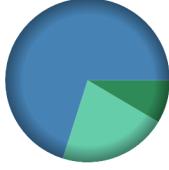

GCCF Program Statistics - Overall Summary

(as of October 15, 2010, 5:05 PM ET)

County	Total Claims	Claimant Type	Claims Paid	Amount Paid	Payments in County
Madison (Mississippi)	73	<u>Claimant Type</u>	<u>Claims Paid</u>	<u>Amount Paid</u>	Payments in County  <ul style="list-style-type: none"> ■ Resident ■ Both
		Resident of County	28	\$306,600.00	
		Resident and Loss in County	3	\$52,400.00	
		Totals:	31	\$359,000.00	
Manatee (Florida)	184	<u>Claimant Type</u>	<u>Claims Paid</u>	<u>Amount Paid</u>	Payments in County  <ul style="list-style-type: none"> ■ Resident ■ Loss ■ Both
		Resident of County	15	\$414,000.00	
		Resident and Loss in County	28	\$1,112,400.00	
		Claim Loss in County	10	\$274,500.00	
Totals:	53	\$1,800,900.00			
Marengo (Alabama)	17	<u>Claimant Type</u>	<u>Claims Paid</u>	<u>Amount Paid</u>	Payments in County  <ul style="list-style-type: none"> ■ Resident
		Resident of County	11	\$83,200.00	
		Totals:	11	\$83,200.00	
Marion (Alabama)	5	<u>Claimant Type</u>	<u>Claims Paid</u>	<u>Amount Paid</u>	Payments in County  <ul style="list-style-type: none"> ■ Resident
		Resident of County	1	\$1,200.00	
		Totals:	1	\$1,200.00	
Marion (Florida)	41	<u>Claimant Type</u>	<u>Claims Paid</u>	<u>Amount Paid</u>	Payments in County  <ul style="list-style-type: none"> ■ Resident ■ Loss ■ Both
		Resident of County	9	\$106,000.00	
		Resident and Loss in County	1	\$35,400.00	
		Claim Loss in County	1	\$26,000.00	
Totals:	11	\$167,400.00			

GCCF Program Statistics - Overall Summary

(as of October 15, 2010, 5:05 PM ET)

County	Total Claims	Claimant Type	Claims Paid	Amount Paid	Payments in County
Marion (Mississippi)	164	<u>Claimant Type</u>	<u>Claims Paid</u>	<u>Amount Paid</u>	Payments in County  <ul style="list-style-type: none"> ■ Resident ■ Loss ■ Both
		Resident of County	6	\$138,600.00	
		Resident and Loss in County	6	\$135,300.00	
		Claim Loss in County	1	\$18,000.00	
Totals:	13	\$291,900.00			
Marshall (Alabama)	44	<u>Claimant Type</u>	<u>Claims Paid</u>	<u>Amount Paid</u>	Payments in County  <ul style="list-style-type: none"> ■ Resident ■ Both
		Resident of County	23	\$294,700.00	
		Resident and Loss in County	1	\$37,200.00	
		Totals:	24	\$331,900.00	
Martin (Florida)	20	<u>Claimant Type</u>	<u>Claims Paid</u>	<u>Amount Paid</u>	Payments in County  <ul style="list-style-type: none"> ■ Resident ■ Both
		Resident of County	1	\$2,200.00	
		Resident and Loss in County	5	\$109,500.00	
		Totals:	6	\$111,700.00	
Matagorda (Texas)	150	<u>Claimant Type</u>	<u>Claims Paid</u>	<u>Amount Paid</u>	Payments in County  <ul style="list-style-type: none"> ■ Resident ■ Loss ■ Both
		Resident of County	12	\$320,900.00	
		Resident and Loss in County	57	\$2,643,800.00	
		Claim Loss in County	11	\$806,400.00	
Totals:	80	\$3,771,100.00			
McLennan (Texas)	12	<u>Claimant Type</u>	<u>Claims Paid</u>	<u>Amount Paid</u>	Payments in County  <ul style="list-style-type: none"> ■ Resident
		Resident of County	6	\$168,500.00	
		Totals:	6	\$168,500.00	





GCCF Program Statistics - Overall Summary

(as of October 15, 2010, 5:05 PM ET)

County	Total Claims	Claimant Type	Claims Paid	Amount Paid	Payments in County
Miami-dade (Florida)	310	<u>Claimant Type</u>	<u>Claims Paid</u>	<u>Amount Paid</u>	
		Resident of County	18	\$342,700.00	
		Resident and Loss in County	12	\$428,700.00	
		Claim Loss in County	9	\$263,900.00	
Totals:	39	\$1,035,300.00			
Milam (Texas)	1	<u>Claimant Type</u>	<u>Claims Paid</u>	<u>Amount Paid</u>	
		Resident of County	1	\$5,800.00	
		Totals:	1	\$5,800.00	
Mobile (Alabama)	13,900	<u>Claimant Type</u>	<u>Claims Paid</u>	<u>Amount Paid</u>	
		Resident of County	641	\$10,313,165.00	
		Resident and Loss in County	3,847	\$78,280,100.00	
		Claim Loss in County	399	\$8,991,700.00	
Totals:	4,887	\$97,584,965.00			
Monroe (Alabama)	71	<u>Claimant Type</u>	<u>Claims Paid</u>	<u>Amount Paid</u>	
		Resident of County	34	\$614,700.00	
		Resident and Loss in County	11	\$150,400.00	
		Totals:	45	\$765,100.00	
Monroe (Florida)	1,333	<u>Claimant Type</u>	<u>Claims Paid</u>	<u>Amount Paid</u>	
		Resident of County	15	\$464,400.00	
		Resident and Loss in County	327	\$10,413,000.00	
		Claim Loss in County	15	\$255,900.00	
Totals:	357	\$11,133,300.00			


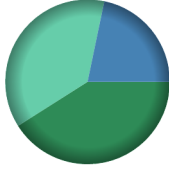



GCCF Program Statistics - Overall Summary

(as of October 15, 2010, 5:05 PM ET)

County	Total Claims	Claimant Type	Claims Paid	Amount Paid	Payments in County
Monroe (Mississippi)	12	<u>Claimant Type</u>	<u>Claims Paid</u>	<u>Amount Paid</u>	Payments in County  <ul style="list-style-type: none"> Resident
		Resident of County	8	\$94,400.00	
		Totals:	8	\$94,400.00	
Montgomery (Alabama)	169	<u>Claimant Type</u>	<u>Claims Paid</u>	<u>Amount Paid</u>	Payments in County  <ul style="list-style-type: none"> Resident Both
		Resident of County	79	\$1,070,100.00	
		Resident and Loss in County	3	\$241,700.00	
		Totals:	82	\$1,311,800.00	
Montgomery (Mississippi)	1	<u>Claimant Type</u>	<u>Claims Paid</u>	<u>Amount Paid</u>	Payments in County  <ul style="list-style-type: none"> Resident
		Resident of County	1	\$20,000.00	
		Totals:	1	\$20,000.00	
Montgomery (Texas)	75	<u>Claimant Type</u>	<u>Claims Paid</u>	<u>Amount Paid</u>	Payments in County  <ul style="list-style-type: none"> Resident Both
		Resident of County	18	\$320,700.00	
		Resident and Loss in County	2	\$70,700.00	
		Totals:	20	\$391,400.00	
Morgan (Alabama)	69	<u>Claimant Type</u>	<u>Claims Paid</u>	<u>Amount Paid</u>	Payments in County  <ul style="list-style-type: none"> Resident
		Resident of County	44	\$520,000.00	
		Totals:	44	\$520,000.00	


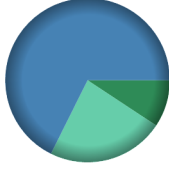


GCCF Program Statistics - Overall Summary

(as of October 15, 2010, 5:05 PM ET)

County	Total Claims	Claimant Type	Claims Paid	Amount Paid	Payments in County
Nacogdoches (Texas)	12	<u>Claimant Type</u>	<u>Claims Paid</u>	<u>Amount Paid</u>	Payments in County  <ul style="list-style-type: none"> ■ Resident ■ Loss
		Resident of County	1	\$41,600.00	
		Claim Loss in County	4	\$250,400.00	
		Totals:	5	\$292,000.00	
Nassau (Florida)	9	<u>Claimant Type</u>	<u>Claims Paid</u>	<u>Amount Paid</u>	Payments in County  <ul style="list-style-type: none"> ■ Resident ■ Loss ■ Both
		Resident of County	2	\$58,700.00	
		Resident and Loss in County	2	\$31,100.00	
		Claim Loss in County	1	\$53,300.00	
Totals:	5	\$143,100.00			
Natchitoches (Louisiana)	10	<u>Claimant Type</u>	<u>Claims Paid</u>	<u>Amount Paid</u>	Payments in County  <ul style="list-style-type: none"> ■ Resident ■ Both
		Resident of County	3	\$61,000.00	
		Resident and Loss in County	2	\$48,400.00	
		Totals:	5	\$109,400.00	
Neshoba (Mississippi)	24	<u>Claimant Type</u>	<u>Claims Paid</u>	<u>Amount Paid</u>	Payments in County  <ul style="list-style-type: none"> ■ Resident ■ Loss
		Resident of County	1	\$138,900.00	
		Claim Loss in County	1	\$74,000.00	
		Totals:	2	\$212,900.00	
Newton (Mississippi)	7	<u>Claimant Type</u>	<u>Claims Paid</u>	<u>Amount Paid</u>	Payments in County  <ul style="list-style-type: none"> ■ Resident
		Resident of County	2	\$80,000.00	
		Totals:	2	\$80,000.00	

GCCF Program Statistics - Overall Summary

(as of October 15, 2010, 5:05 PM ET)

County	Total Claims	Claimant Type	Claims Paid	Amount Paid	Payments in County
Noxubee (Mississippi)	7	<u>Claimant Type</u>	<u>Claims Paid</u>	<u>Amount Paid</u>	Payments in County  Resident
		Resident of County	1	\$8,800.00	
		Totals:	1	\$8,800.00	
		Nueces (Texas)	36	<u>Claimant Type</u>	
Resident of County	3			\$47,800.00	
Resident and Loss in County	3			\$73,900.00	
Claim Loss in County	1			\$15,200.00	
Totals:	7	\$136,900.00			
Okaloosa (Florida)	13,962	<u>Claimant Type</u>	<u>Claims Paid</u>	<u>Amount Paid</u>	Payments in County  Resident Loss Both
		Resident of County	882	\$12,695,300.00	
		Resident and Loss in County	4,726	\$92,367,900.00	
		Claim Loss in County	2,352	\$31,453,600.00	
Totals:	7,960	\$136,516,800.00			
Okeechobee (Florida)	5	<u>Claimant Type</u>	<u>Claims Paid</u>	<u>Amount Paid</u>	Payments in County  Loss
		Claim Loss in County	1	\$5,000.00	
		Totals:	1	\$5,000.00	
Oktibbeha (Mississippi)	14	<u>Claimant Type</u>	<u>Claims Paid</u>	<u>Amount Paid</u>	Payments in County  Resident
		Resident of County	8	\$98,800.00	
		Totals:	8	\$98,800.00	

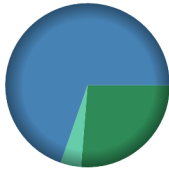


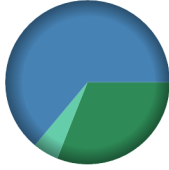
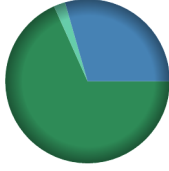
GCCF Program Statistics - Overall Summary

(as of October 15, 2010, 5:05 PM ET)

County	Total Claims	Claimant Type	Claims Paid	Amount Paid	Payments in County
Orange (Florida)	183				
		Resident of County	43	\$708,900.00	
		Resident and Loss in County	6	\$185,000.00	
		Totals:	49	\$893,900.00	
Orange (Texas)	69				
		Resident of County	18	\$245,700.00	
		Resident and Loss in County	16	\$407,900.00	
		Claim Loss in County	5	\$132,500.00	
Totals:	39	\$786,100.00			
Orleans (Louisiana)	31,822				
		Resident of County	949	\$15,084,800.00	
		Resident and Loss in County	5,216	\$78,967,500.00	
		Claim Loss in County	2,215	\$34,027,900.00	
Totals:	8,380	\$128,080,200.00			
Osceola (Florida)	13				
		Resident of County	3	\$27,400.00	
		Totals:	3	\$27,400.00	
Ouachita (Louisiana)	64				
		Resident of County	20	\$278,000.00	
		Resident and Loss in County	4	\$104,600.00	
		Totals:	24	\$382,600.00	

GCCF Program Statistics - Overall Summary

(as of October 15, 2010, 5:05 PM ET)

County	Total Claims	Claimant Type	Claims Paid	Amount Paid	Payments in County
Palm Beach (Florida)	122	<u>Claimant Type</u>	<u>Claims Paid</u>	<u>Amount Paid</u>	Payments in County  <ul style="list-style-type: none"> ■ Resident ■ Loss ■ Both
		Resident of County	10	\$168,700.00	
		Resident and Loss in County	8	\$447,500.00	
		Claim Loss in County	3	\$25,900.00	
Totals:	21	\$642,100.00			
Panola (Mississippi)	3	<u>Claimant Type</u>	<u>Claims Paid</u>	<u>Amount Paid</u>	Payments in County  <ul style="list-style-type: none"> ■ Resident
		Resident of County	2	\$14,700.00	
		Totals:	2	\$14,700.00	
Parker (Texas)	3	<u>Claimant Type</u>	<u>Claims Paid</u>	<u>Amount Paid</u>	Payments in County  <ul style="list-style-type: none"> ■ Resident
		Resident of County	1	\$5,800.00	
		Totals:	1	\$5,800.00	
Pasco (Florida)	314	<u>Claimant Type</u>	<u>Claims Paid</u>	<u>Amount Paid</u>	Payments in County  <ul style="list-style-type: none"> ■ Resident ■ Loss ■ Both
		Resident of County	54	\$1,154,400.00	
		Resident and Loss in County	78	\$2,380,000.00	
		Claim Loss in County	11	\$188,000.00	
Totals:	143	\$3,722,400.00			
Pearl River (Mississippi)	396	<u>Claimant Type</u>	<u>Claims Paid</u>	<u>Amount Paid</u>	Payments in County  <ul style="list-style-type: none"> ■ Resident ■ Loss ■ Both
		Resident of County	79	\$1,325,200.00	
		Resident and Loss in County	16	\$570,700.00	
		Claim Loss in County	1	\$44,000.00	
Totals:	96	\$1,939,900.00			

GCCF Program Statistics - Overall Summary

(as of October 15, 2010, 5:05 PM ET)

County	Total Claims	Claimant Type	Claims Paid	Amount Paid	Payments in County
Perry (Alabama)	3	<u>Claimant Type</u>	<u>Claims Paid</u>	<u>Amount Paid</u>	Payments in County  Loss
		Claim Loss in County	1	\$35,000.00	
		Totals:	1	\$35,000.00	
Perry (Mississippi)	34	<u>Claimant Type</u>	<u>Claims Paid</u>	<u>Amount Paid</u>	Payments in County  Resident Both
		Resident of County	2	\$71,600.00	
		Resident and Loss in County	3	\$44,200.00	
Totals:	5	\$115,800.00			
Pickens (Alabama)	10	<u>Claimant Type</u>	<u>Claims Paid</u>	<u>Amount Paid</u>	Payments in County  Resident
		Resident of County	4	\$52,800.00	
		Totals:	4	\$52,800.00	
Pike (Alabama)	25	<u>Claimant Type</u>	<u>Claims Paid</u>	<u>Amount Paid</u>	Payments in County  Resident
		Resident of County	4	\$28,000.00	
		Totals:	4	\$28,000.00	
Pike (Mississippi)	78	<u>Claimant Type</u>	<u>Claims Paid</u>	<u>Amount Paid</u>	Payments in County  Resident Loss Both
		Resident of County	13	\$159,200.00	
		Resident and Loss in County	1	\$100,000.00	
Claim Loss in County	1	\$12,000.00			
Totals:	15	\$271,200.00			

GCCF Program Statistics - Overall Summary

(as of October 15, 2010, 5:05 PM ET)



County	Total Claims	Claimant Type	Claims Paid	Amount Paid	Payments in County
Pinellas (Florida)	1,350	<u>Claimant Type</u>	<u>Claims Paid</u>	<u>Amount Paid</u>	<p>Payments in County</p> <ul style="list-style-type: none"> Resident Loss Both
		Resident of County	40	\$1,313,900.00	
		Resident and Loss in County	182	\$4,568,900.00	
		Claim Loss in County	57	\$1,225,500.00	
Totals:	279	\$7,108,300.00			
Plaquemines (Louisiana)	3,013	<u>Claimant Type</u>	<u>Claims Paid</u>	<u>Amount Paid</u>	<p>Payments in County</p> <ul style="list-style-type: none"> Resident Loss Both
		Resident of County	113	\$3,906,800.00	
		Resident and Loss in County	1,032	\$59,763,200.00	
		Claim Loss in County	535	\$17,393,700.00	
Totals:	1,680	\$81,063,700.00			
Pointe Coupee (Louisiana)	25	<u>Claimant Type</u>	<u>Claims Paid</u>	<u>Amount Paid</u>	<p>Payments in County</p> <ul style="list-style-type: none"> Resident Both
		Resident of County	4	\$120,800.00	
		Resident and Loss in County	2	\$37,000.00	
		Totals:	6	\$157,800.00	
Polk (Florida)	51	<u>Claimant Type</u>	<u>Claims Paid</u>	<u>Amount Paid</u>	<p>Payments in County</p> <ul style="list-style-type: none"> Resident Loss Both
		Resident of County	9	\$144,600.00	
		Resident and Loss in County	5	\$145,000.00	
		Claim Loss in County	1	\$9,200.00	
Totals:	15	\$298,800.00			
Polk (Texas)	5	<u>Claimant Type</u>	<u>Claims Paid</u>	<u>Amount Paid</u>	<p>Payments in County</p> <ul style="list-style-type: none"> Resident
		Resident of County	1	\$80,700.00	
		Totals:	1	\$80,700.00	

GCCF Program Statistics - Overall Summary

(as of October 15, 2010, 5:05 PM ET)


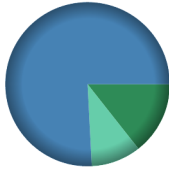

County	Total Claims	Claimant Type	Claims Paid	Amount Paid	Payments in County
Putnam (Florida)	9				 Legend: Both
		Resident and Loss in County	2	\$51,500.00	
		Totals:	2	\$51,500.00	
Randolph (Alabama)	7				 Legend: Resident
		Resident of County	4	\$50,300.00	
		Totals:	4	\$50,300.00	
Rankin (Mississippi)	58				 Legend: Resident
		Resident of County	21	\$414,000.00	
		Totals:	21	\$414,000.00	
Rapides (Louisiana)	94				 Legend: Resident, Both
		Resident of County	16	\$313,800.00	
		Resident and Loss in County	5	\$309,800.00	
Totals:	21	\$623,600.00			
Richland (Louisiana)	4				 Legend: Resident
		Resident of County	3	\$114,400.00	
		Totals:	3	\$114,400.00	

GCCF Program Statistics - Overall Summary (as of October 15, 2010, 5:05 PM ET)

County	Total Claims	Claimant Type	Claims Paid	Amount Paid	Payments in County
Rockwall (Texas)	6	<u>Claimant Type</u>	<u>Claims Paid</u>	<u>Amount Paid</u>	Payments in County  Resident
		Resident of County	3	\$46,500.00	
		Totals:	3	\$46,500.00	
Russell (Alabama)	12	<u>Claimant Type</u>	<u>Claims Paid</u>	<u>Amount Paid</u>	Payments in County  Resident
		Resident of County	2	\$21,100.00	
		Totals:	2	\$21,100.00	
Sabine (Louisiana)	8	<u>Claimant Type</u>	<u>Claims Paid</u>	<u>Amount Paid</u>	Payments in County  Resident
		Resident of County	1	\$16,800.00	
		Totals:	1	\$16,800.00	
Sabine (Texas)	1	<u>Claimant Type</u>	<u>Claims Paid</u>	<u>Amount Paid</u>	Payments in County  Resident
		Resident of County	1	\$40,000.00	
		Totals:	1	\$40,000.00	
San Jacinto (Texas)	5	<u>Claimant Type</u>	<u>Claims Paid</u>	<u>Amount Paid</u>	Payments in County  Resident Loss
		Resident of County	2	\$49,200.00	
		Claim Loss in County	1	\$30,000.00	
		Totals:	3	\$79,200.00	

GCCF Program Statistics - Overall Summary

(as of October 15, 2010, 5:05 PM ET)

County	Total Claims	Claimant Type	Claims Paid	Amount Paid	Payments in County
San Patricio (Texas)	24	<u>Claimant Type</u>	<u>Claims Paid</u>	<u>Amount Paid</u>	Payments in County  Both
		Resident and Loss in County	4	\$146,000.00	
		Totals:	4	\$146,000.00	
		Santa Rosa (Florida)	4,950	<u>Claimant Type</u>	
Resident of County	609			\$8,118,600.00	
Resident and Loss in County	1,206			\$28,459,300.00	
Claim Loss in County	910			\$11,931,300.00	
Totals:	2,725			\$48,509,200.00	
Sarasota (Florida)	188	<u>Claimant Type</u>	<u>Claims Paid</u>	<u>Amount Paid</u>	Payments in County  Resident Loss Both
		Resident of County	6	\$59,900.00	
		Resident and Loss in County	8	\$315,700.00	
		Claim Loss in County	4	\$40,800.00	
		Totals:	18	\$416,400.00	
Scott (Mississippi)	22	<u>Claimant Type</u>	<u>Claims Paid</u>	<u>Amount Paid</u>	Payments in County  Resident
		Resident of County	6	\$58,000.00	
		Totals:	6	\$58,000.00	
Seminole (Florida)	41	<u>Claimant Type</u>	<u>Claims Paid</u>	<u>Amount Paid</u>	Payments in County  Resident
		Resident of County	12	\$169,000.00	
		Totals:	12	\$169,000.00	

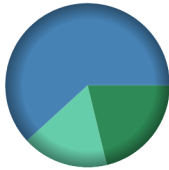



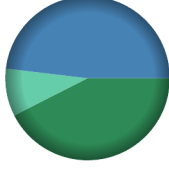
GCCF Program Statistics - Overall Summary

(as of October 15, 2010, 5:05 PM ET)

County	Total Claims	Claimant Type	Claims Paid	Amount Paid	Payments in County
Sharkey (Mississippi)	1	<u>Claimant Type</u>	<u>Claims Paid</u>	<u>Amount Paid</u>	Payments in County  <ul style="list-style-type: none"> Resident
		Resident of County	1	\$4,800.00	
		Totals:	1	\$4,800.00	
Shelby (Alabama)	182	<u>Claimant Type</u>	<u>Claims Paid</u>	<u>Amount Paid</u>	Payments in County  <ul style="list-style-type: none"> Resident Loss Both
		Resident of County	109	\$1,307,300.00	
		Resident and Loss in County	2	\$23,500.00	
		Claim Loss in County	1	\$28,800.00	
		Totals:	112	\$1,359,600.00	
Simpson (Mississippi)	31	<u>Claimant Type</u>	<u>Claims Paid</u>	<u>Amount Paid</u>	Payments in County  <ul style="list-style-type: none"> Resident
		Resident of County	2	\$36,200.00	
		Totals:	2	\$36,200.00	
Smith (Texas)	5	<u>Claimant Type</u>	<u>Claims Paid</u>	<u>Amount Paid</u>	Payments in County  <ul style="list-style-type: none"> Resident
		Resident of County	1	\$35,200.00	
		Totals:	1	\$35,200.00	
St. Bernard (Louisiana)	2,421	<u>Claimant Type</u>	<u>Claims Paid</u>	<u>Amount Paid</u>	Payments in County  <ul style="list-style-type: none"> Resident Loss Both
		Resident of County	252	\$4,326,200.00	
		Resident and Loss in County	625	\$22,126,600.00	
		Claim Loss in County	157	\$4,818,500.00	
		Totals:	1,034	\$31,271,300.00	

GCCF Program Statistics - Overall Summary

(as of October 15, 2010, 5:05 PM ET)

County	Total Claims	Claimant Type	Claims Paid	Amount Paid	Payments in County
St. Charles (Louisiana)	1,569	<u>Claimant Type</u>	<u>Claims Paid</u>	<u>Amount Paid</u>	Payments in County  <ul style="list-style-type: none"> ■ Resident ■ Loss ■ Both
		Resident of County	122	\$1,901,200.00	
		Resident and Loss in County	183	\$5,530,600.00	
		Claim Loss in County	79	\$1,517,400.00	
Totals:	384	\$8,949,200.00			
St. Clair (Alabama)	36	<u>Claimant Type</u>	<u>Claims Paid</u>	<u>Amount Paid</u>	Payments in County  <ul style="list-style-type: none"> ■ Resident
		Resident of County	23	\$332,000.00	
		Totals:	23	\$332,000.00	
St. Helena (Louisiana)	19	<u>Claimant Type</u>	<u>Claims Paid</u>	<u>Amount Paid</u>	Payments in County  <ul style="list-style-type: none"> ■ Resident ■ Loss
		Resident of County	3	\$50,500.00	
		Claim Loss in County	1	\$25,000.00	
		Totals:	4	\$75,500.00	
St. James (Louisiana)	205	<u>Claimant Type</u>	<u>Claims Paid</u>	<u>Amount Paid</u>	Payments in County  <ul style="list-style-type: none"> ■ Resident ■ Both
		Resident of County	8	\$195,700.00	
		Resident and Loss in County	8	\$201,500.00	
		Totals:	16	\$397,200.00	
St. John The Baptist (Louisiana)	1,669	<u>Claimant Type</u>	<u>Claims Paid</u>	<u>Amount Paid</u>	Payments in County  <ul style="list-style-type: none"> ■ Resident ■ Loss ■ Both
		Resident of County	74	\$1,016,200.00	
		Resident and Loss in County	38	\$1,150,100.00	
		Claim Loss in County	16	\$224,000.00	
		Totals:	128	\$2,390,300.00	

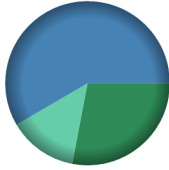
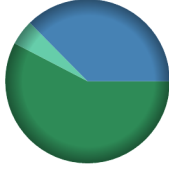



GCCF Program Statistics - Overall Summary

(as of October 15, 2010, 5:05 PM ET)

County	Total Claims	Claimant Type	Claims Paid	Amount Paid	Payments in County
St. Johns (Florida)	28	<u>Claimant Type</u>	<u>Claims Paid</u>	<u>Amount Paid</u>	<p>Payments in County</p> <ul style="list-style-type: none"> Resident Both
		Resident of County	7	\$133,500.00	
		Resident and Loss in County	4	\$76,500.00	
		Totals:	11	\$210,000.00	
St. Landry (Louisiana)	116	<u>Claimant Type</u>	<u>Claims Paid</u>	<u>Amount Paid</u>	<p>Payments in County</p> <ul style="list-style-type: none"> Resident Loss Both
		Resident of County	18	\$394,100.00	
		Resident and Loss in County	13	\$438,400.00	
		Claim Loss in County	4	\$139,300.00	
Totals:	35	\$971,800.00			
St. Lucie (Florida)	20	<u>Claimant Type</u>	<u>Claims Paid</u>	<u>Amount Paid</u>	<p>Payments in County</p> <ul style="list-style-type: none"> Resident Both
		Resident of County	3	\$66,500.00	
		Resident and Loss in County	1	\$60,000.00	
		Totals:	4	\$126,500.00	
St. Martin (Louisiana)	451	<u>Claimant Type</u>	<u>Claims Paid</u>	<u>Amount Paid</u>	<p>Payments in County</p> <ul style="list-style-type: none"> Resident Loss Both
		Resident of County	45	\$1,111,600.00	
		Resident and Loss in County	165	\$3,901,950.00	
		Claim Loss in County	13	\$209,100.00	
Totals:	223	\$5,222,650.00			
St. Mary (Louisiana)	942	<u>Claimant Type</u>	<u>Claims Paid</u>	<u>Amount Paid</u>	<p>Payments in County</p> <ul style="list-style-type: none"> Resident Loss Both
		Resident of County	90	\$2,202,500.00	
		Resident and Loss in County	293	\$7,840,800.00	
		Claim Loss in County	140	\$5,127,400.00	
Totals:	523	\$15,170,700.00			




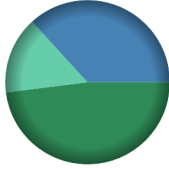
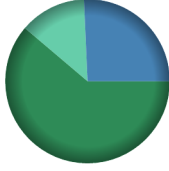
GCCF Program Statistics - Overall Summary

(as of October 15, 2010, 5:05 PM ET)

County	Total Claims	Claimant Type	Claims Paid	Amount Paid	Payments in County
St. Tammany (Louisiana)	3,307	<u>Claimant Type</u>	<u>Claims Paid</u>	<u>Amount Paid</u>	Payments in County  <ul style="list-style-type: none"> ■ Resident ■ Loss ■ Both
		Resident of County	411	\$8,479,800.00	
		Resident and Loss in County	603	\$17,697,900.00	
		Claim Loss in County	180	\$4,119,465.00	
Totals:	1,194	\$30,297,165.00			
Stone (Mississippi)	376	<u>Claimant Type</u>	<u>Claims Paid</u>	<u>Amount Paid</u>	Payments in County  <ul style="list-style-type: none"> ■ Resident ■ Loss ■ Both
		Resident of County	50	\$956,200.00	
		Resident and Loss in County	14	\$619,900.00	
		Claim Loss in County	5	\$82,800.00	
Totals:	69	\$1,658,900.00			
Sumter (Alabama)	5	<u>Claimant Type</u>	<u>Claims Paid</u>	<u>Amount Paid</u>	Payments in County  <ul style="list-style-type: none"> ■ Resident
		Resident of County	1	\$46,200.00	
Totals:	1	\$46,200.00			
Sumter (Florida)	9	<u>Claimant Type</u>	<u>Claims Paid</u>	<u>Amount Paid</u>	Payments in County  <ul style="list-style-type: none"> ■ Resident
		Resident of County	4	\$63,300.00	
Totals:	4	\$63,300.00			
Sunflower (Mississippi)	7	<u>Claimant Type</u>	<u>Claims Paid</u>	<u>Amount Paid</u>	Payments in County  <ul style="list-style-type: none"> ■ Resident
		Resident of County	2	\$22,600.00	
Totals:	2	\$22,600.00			

GCCF Program Statistics - Overall Summary


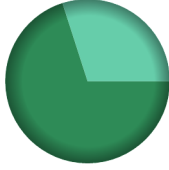



(as of October 15, 2010, 5:05 PM ET)

County	Total Claims	Claimant Type	Claims Paid	Amount Paid	Payments in County
Suwannee (Florida)	3	<u>Claimant Type</u>	<u>Claims Paid</u>	<u>Amount Paid</u>	Payments in County  <ul style="list-style-type: none"> Resident
		Resident of County	1	\$3,200.00	
		Totals:	1	\$3,200.00	
Talladega (Alabama)	29	<u>Claimant Type</u>	<u>Claims Paid</u>	<u>Amount Paid</u>	Payments in County  <ul style="list-style-type: none"> Resident
		Resident of County	20	\$117,700.00	
		Totals:	20	\$117,700.00	
Tallapoosa (Alabama)	20	<u>Claimant Type</u>	<u>Claims Paid</u>	<u>Amount Paid</u>	Payments in County  <ul style="list-style-type: none"> Resident
		Resident of County	7	\$52,300.00	
		Totals:	7	\$52,300.00	
Tangipahoa (Louisiana)	672	<u>Claimant Type</u>	<u>Claims Paid</u>	<u>Amount Paid</u>	Payments in County  <ul style="list-style-type: none"> Resident Loss Both
		Resident of County	93	\$2,279,100.00	
		Resident and Loss in County	83	\$1,745,600.00	
		Claim Loss in County	21	\$721,200.00	
		Totals:	197	\$4,745,900.00	
Tarrant (Texas)	134	<u>Claimant Type</u>	<u>Claims Paid</u>	<u>Amount Paid</u>	Payments in County  <ul style="list-style-type: none"> Resident Loss Both
		Resident of County	43	\$836,300.00	
		Resident and Loss in County	4	\$351,100.00	
		Claim Loss in County	4	\$178,700.00	
		Totals:	51	\$1,366,100.00	

GCCF Program Statistics - Overall Summary (as of October 15, 2010, 5:05 PM ET)



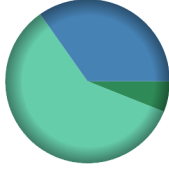


County	Total Claims	Claimant Type	Claims Paid	Amount Paid	Payments in County
Taylor (Florida)	52	<u>Claimant Type</u>	<u>Claims Paid</u>	<u>Amount Paid</u>	Payments in County
		Resident of County	6	\$178,900.00	
		Resident and Loss in County	26	\$766,800.00	
		Claim Loss in County	1	\$4,800.00	
Totals:	33	\$950,500.00			
Terrebonne (Louisiana)	3,753	<u>Claimant Type</u>	<u>Claims Paid</u>	<u>Amount Paid</u>	Payments in County
		Resident of County	138	\$3,519,685.21	
		Resident and Loss in County	1,897	\$54,990,700.00	
		Claim Loss in County	302	\$8,379,000.00	
Totals:	2,337	\$66,889,385.21			
Tishomingo (Mississippi)	1	<u>Claimant Type</u>	<u>Claims Paid</u>	<u>Amount Paid</u>	Payments in County
		Resident of County	1	\$2,100.00	
Totals:	1	\$2,100.00			
Travis (Texas)	50	<u>Claimant Type</u>	<u>Claims Paid</u>	<u>Amount Paid</u>	Payments in County
		Resident of County	10	\$121,400.00	
		Resident and Loss in County	1	\$15,000.00	
		Totals:	11	\$136,400.00	
Tuscaloosa (Alabama)	157	<u>Claimant Type</u>	<u>Claims Paid</u>	<u>Amount Paid</u>	Payments in County
		Resident of County	87	\$893,200.00	
		Resident and Loss in County	2	\$22,000.00	
		Claim Loss in County	2	\$49,000.00	
Totals:	91	\$964,200.00			

GCCF Program Statistics - Overall Summary (as of October 15, 2010, 5:05 PM ET)

State	Total Claims	Claimant Type	Claims Paid	Amount Paid	Payments in County
Tyler (Texas)	3	<u>Claimant Type</u>	<u>Claims Paid</u>	<u>Amount Paid</u>	Payments in County  <ul style="list-style-type: none"> Resident
		Resident of County	3	\$28,000.00	
		Totals:	3	\$28,000.00	
Union (Louisiana)	8	<u>Claimant Type</u>	<u>Claims Paid</u>	<u>Amount Paid</u>	Payments in County  <ul style="list-style-type: none"> Resident Both
		Resident of County	2	\$95,500.00	
		Resident and Loss in County	1	\$40,800.00	
		Totals:	3	\$136,300.00	
Unknown (Alabama)	81	<u>Claimant Type</u>	<u>Claims Paid</u>	<u>Amount Paid</u>	Payments in County  <ul style="list-style-type: none"> Resident
		Resident of County	33	\$1,000,800.00	
		Totals:	33	\$1,000,800.00	
Unknown (Florida)	83	<u>Claimant Type</u>	<u>Claims Paid</u>	<u>Amount Paid</u>	Payments in County  <ul style="list-style-type: none"> Resident
		Resident of County	31	\$713,600.00	
		Totals:	31	\$713,600.00	
Unknown (Louisiana)	163	<u>Claimant Type</u>	<u>Claims Paid</u>	<u>Amount Paid</u>	Payments in County  <ul style="list-style-type: none"> Resident
		Resident of County	44	\$997,400.00	
		Totals:	44	\$997,400.00	

GCCF Program Statistics - Overall Summary



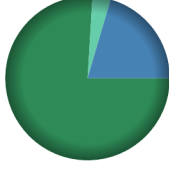
(as of October 15, 2010, 5:05 PM ET)

County	Total Claims	Claimant Type	Claims Paid	Amount Paid	Payments in County
Unknown (Mississippi)	57		<u>Claims Paid</u>	<u>Amount Paid</u>	Payments in County  <ul style="list-style-type: none"> Resident
		Resident of County	13	\$237,600.00	
		Totals:	13	\$237,600.00	
Unknown (Texas)	7		<u>Claims Paid</u>	<u>Amount Paid</u>	Payments in County  <ul style="list-style-type: none"> Resident
		Resident of County	2	\$85,000.00	
		Totals:	2	\$85,000.00	
Vermilion (Louisiana)	1,053		<u>Claims Paid</u>	<u>Amount Paid</u>	Payments in County  <ul style="list-style-type: none"> Resident Loss Both
		Resident of County	100	\$2,292,000.00	
		Resident and Loss in County	509	\$13,189,700.00	
		Claim Loss in County	157	\$22,472,100.00	
		Totals:	766	\$37,953,800.00	
Vernon (Louisiana)	12		<u>Claims Paid</u>	<u>Amount Paid</u>	Payments in County  <ul style="list-style-type: none"> Resident Loss
		Resident of County	1	\$10,000.00	
		Claim Loss in County	3	\$133,000.00	
		Totals:	4	\$143,000.00	
Victoria (Texas)	7		<u>Claims Paid</u>	<u>Amount Paid</u>	Payments in County  <ul style="list-style-type: none"> Resident
		Resident of County	3	\$44,700.00	
		Totals:	3	\$44,700.00	

GCCF Program Statistics - Overall Summary (as of October 15, 2010, 5:05 PM ET)

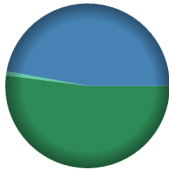



County	Total Claims	Claimant Type	Claims Paid	Amount Paid	Payments in County
Volusia (Florida)	51	<u>Claimant Type</u>	<u>Claims Paid</u>	<u>Amount Paid</u>	Payments in County
		Resident of County	5	\$193,500.00	
		Resident and Loss in County	4	\$482,000.00	
		Claim Loss in County	3	\$34,100.00	
Totals:	12	\$709,600.00			
W. Baton Rouge (Louisiana)	38	<u>Claimant Type</u>	<u>Claims Paid</u>	<u>Amount Paid</u>	Payments in County
		Resident and Loss in County	1	\$28,100.00	
		Claim Loss in County	1	\$3,700.00	
Totals:	2	\$31,800.00			
W. Feliciana (Louisiana)	10	<u>Claimant Type</u>	<u>Claims Paid</u>	<u>Amount Paid</u>	Payments in County
		Resident of County	1	\$8,000.00	
Totals:	1	\$8,000.00			
Wakulla (Florida)	442	<u>Claimant Type</u>	<u>Claims Paid</u>	<u>Amount Paid</u>	Payments in County
		Resident of County	30	\$834,400.00	
		Resident and Loss in County	252	\$5,265,300.00	
		Claim Loss in County	23	\$497,200.00	
Totals:	305	\$6,596,900.00			
Walker (Alabama)	30	<u>Claimant Type</u>	<u>Claims Paid</u>	<u>Amount Paid</u>	Payments in County
		Resident of County	15	\$212,000.00	
		Resident and Loss in County	1	\$9,500.00	
		Claim Loss in County	2	\$28,000.00	
Totals:	18	\$249,500.00			

GCCF Program Statistics - Overall Summary (as of October 15, 2010, 5:05 PM ET)

County	Total	Claimant Type	Claims Paid	Amount Paid	Payments in County
Walthall (Mississippi)	35	<u>Claimant Type</u>	<u>Claims Paid</u>	<u>Amount Paid</u>	Payments in County  <ul style="list-style-type: none"> Resident
		Resident of County	1	\$19,400.00	
		Totals:	1	\$19,400.00	
		Walton (Florida)	6,867	<u>Claimant Type</u>	
Resident of County	638			\$13,409,300.00	
Resident and Loss in County	1,880			\$37,866,300.00	
Claim Loss in County	1,552			\$19,235,100.00	
Totals:	4,070			\$70,510,700.00	
Warren (Mississippi)	15	<u>Claimant Type</u>	<u>Claims Paid</u>	<u>Amount Paid</u>	Payments in County  <ul style="list-style-type: none"> Resident
		Resident of County	5	\$43,900.00	
		Totals:	5	\$43,900.00	
		Washington (Alabama)	77	<u>Claimant Type</u>	
Resident of County	13			\$133,800.00	
Resident and Loss in County	1			\$15,000.00	
Claim Loss in County	5			\$144,600.00	
Totals:	19			\$293,400.00	
Washington (Florida)	481	<u>Claimant Type</u>	<u>Claims Paid</u>	<u>Amount Paid</u>	Payments in County  <ul style="list-style-type: none"> Resident Loss Both
		Resident of County	116	\$1,210,600.00	
		Resident and Loss in County	19	\$326,300.00	
		Claim Loss in County	5	\$56,800.00	
		Totals:	140	\$1,593,700.00	


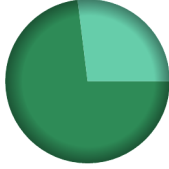



GCCF Program Statistics - Overall Summary

(as of October 15, 2010, 5:05 PM ET)

Washington (Louisiana)	111	<u>Claimant Type</u>	<u>Claims Paid</u>	<u>Amount Paid</u>	Payments in County  <ul style="list-style-type: none"> ■ Resident ■ Loss ■ Both
		Resident of County	18	\$597,600.00	
		Resident and Loss in County	11	\$541,800.00	
		Claim Loss in County	1	\$9,000.00	
Totals:			30	\$1,148,400.00	
Washington (Mississippi)	8	<u>Claimant Type</u>	<u>Claims Paid</u>	<u>Amount Paid</u>	Payments in County  <ul style="list-style-type: none"> ■ Resident
		Resident of County	2	\$8,400.00	
		Totals:			
Wayne (Mississippi)	66	<u>Claimant Type</u>	<u>Claims Paid</u>	<u>Amount Paid</u>	Payments in County  <ul style="list-style-type: none"> ■ Resident ■ Both
		Resident of County	2	\$84,100.00	
		Resident and Loss in County	3	\$86,600.00	
		Totals:			
Webster (Louisiana)	7	<u>Claimant Type</u>	<u>Claims Paid</u>	<u>Amount Paid</u>	Payments in County  <ul style="list-style-type: none"> ■ Resident
		Resident of County	1	\$91,000.00	
		Totals:			
Webster (Mississippi)	2	<u>Claimant Type</u>	<u>Claims Paid</u>	<u>Amount Paid</u>	Payments in County  <ul style="list-style-type: none"> ■ Resident
		Resident of County	1	\$3,000.00	
		Totals:			



GCCF Program Statistics - Overall Summary

(as of October 15, 2010, 5:05 PM ET)

County	Total Claims	Claimant Type	Claims Paid	Amount Paid	Payments in County
Wichita (Texas)	3	<u>Claimant Type</u>	<u>Claims Paid</u>	<u>Amount Paid</u>	Payments in County  <ul style="list-style-type: none"> Resident
		Resident of County	1	\$2,700.00	
		Totals:	1	\$2,700.00	
Wilcox (Alabama)	23	<u>Claimant Type</u>	<u>Claims Paid</u>	<u>Amount Paid</u>	Payments in County  <ul style="list-style-type: none"> Resident Both
		Resident of County	11	\$169,300.00	
		Resident and Loss in County	2	\$62,400.00	
Totals:	13	\$231,700.00			
Wilkinson (Mississippi)	5	<u>Claimant Type</u>	<u>Claims Paid</u>	<u>Amount Paid</u>	Payments in County  <ul style="list-style-type: none"> Resident
		Resident of County	1	\$8,400.00	
		Totals:	1	\$8,400.00	
Williamson (Texas)	12	<u>Claimant Type</u>	<u>Claims Paid</u>	<u>Amount Paid</u>	Payments in County  <ul style="list-style-type: none"> Resident
		Resident of County	4	\$54,700.00	
		Totals:	4	\$54,700.00	
Winston (Alabama)	11	<u>Claimant Type</u>	<u>Claims Paid</u>	<u>Amount Paid</u>	Payments in County  <ul style="list-style-type: none"> Resident
		Resident of County	5	\$189,800.00	
		Totals:	5	\$189,800.00	

GCCF Program Statistics - Overall Summary

(as of October 15, 2010, 5:05 PM ET)

County	Count	Claimant Type	Claims Paid	Amount Paid	Payments in County
Winston (Mississippi)	13	Resident of County	1	\$7,400.00	 ■ Resident
		Totals:	1	\$7,400.00	
Yazoo (Mississippi)	2	Resident of County	1	\$3,300.00	 ■ Resident
		Totals:	1	\$3,300.00	