

GCCF Program Statistics - Overall Summary

(as of October 14, 2010, 5:05 PM ET)

Claimant Status	No. of Claimants
TOTAL GCCF Claimants to Date <i>(Claimants may have one or more Claim Type)</i>	179,475
1. Claimants Paid and Approved for Payment	66,718
2. Claimants Requiring Additional Information or Documentation	61,866
3. Claimants Referred to Government, Moratorium and Real Estate funds	1,846
4. Denied Claimants	311
5. Claimants Under Review (Emergency Advance Payment)	44,032
6. Claimants Under Review (for Final Claim only)	4,702

Claimants <i>(Claimants may have one or more Claim Type)</i>	No. of Claimants
1. Individual*	141,565
2. Business*	37,910
<i>*Individual v. Business classification is subject to change.</i>	
<i>Represented Claimants: 4,473</i>	
Total to Date	179,475

Claims by Emergency Or Final Payment	No. of Claims Paid or Approved for Payment	No. of Claims Paid	Amount Paid
1. Emergency Advance Payment (One Month)	7,768	7,537	\$ 73,902,775.88
2. Emergency Advance Payment (Six Months)	59,298	58,348	\$ 1,295,085,538.83
Sub-Total to Date	67,066	65,885	\$ 1,368,988,314.71

Separate Fund for Real Estate Brokers and Agents			\$ 34,500,000.00
Total to Date			\$ 1,403,488,314.71

Claims by Category <i>(includes Individual and</i>	No. of Claims Paid	Amount Paid
1. Removal and Clean Up Costs	0	\$ -
2. Real or Personal Property	13	\$ 57,963.38
3. Lost Earnings or Profits	65,863	\$ 1,368,913,414.83
4. Loss of Subsistence Use of Natural Resources	5	\$ 13,000.00
5. Physical Injury / Death	4	\$ 3,936.50
Total to Date	65,885	\$ 1,368,988,314.71

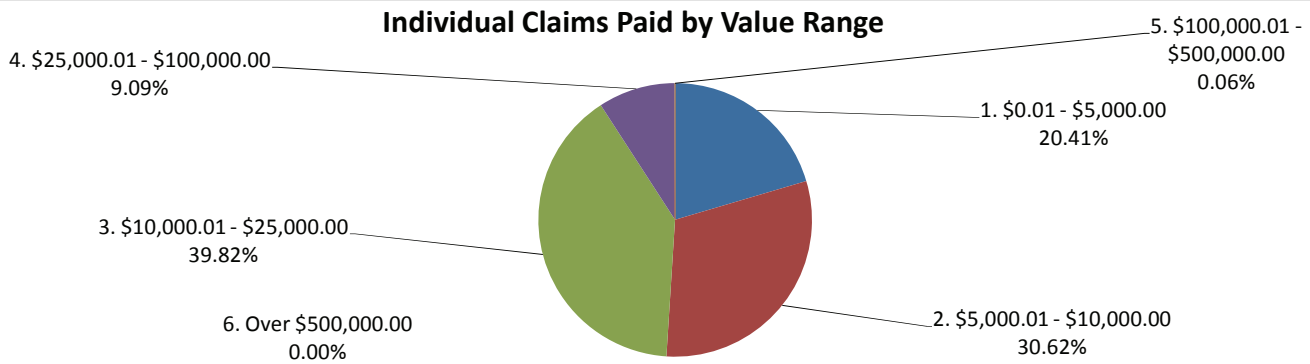
Claims by Type	No. of Claims Paid	No. of Claims Paid where Claimant Participated in BP Claims Process	No. of Claims Paid for new Claimants	Total Amount Paid
1. Individual	43,263	21,332	21,931	\$ 548,003,038.71
2. Business	22,622	18,874	3,748	\$ 820,985,276.00
Total to Date	65,885	40,206	25,679	\$ 1,368,988,314.71

GCCF Program Statistics - Overall Summary
(as of October 14, 2010, 5:05 PM ET)

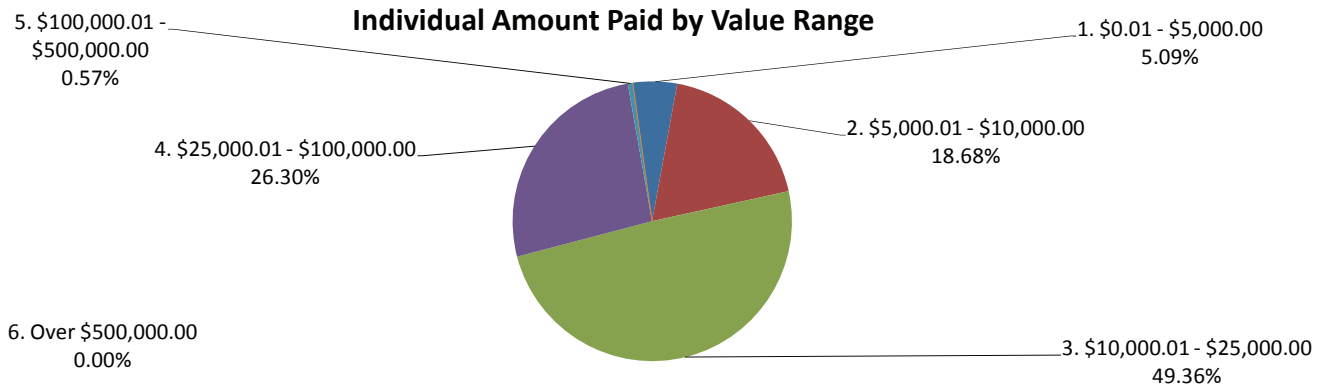
Individual Claims by Amount
(Claimants may have more than one Claim Type)

Claims by Amount	No. of Claims Paid	Amount Paid
1. \$0.01 - \$5,000.00	8831	\$ 27,895,636.50
2. \$5,000.01 - \$10,000.00	13248	\$ 102,370,258.30
3. \$10,000.01 - \$25,000.00	17228	\$ 270,470,750.00
4. \$25,000.01 - \$100,000.00	3932	\$ 144,139,593.91
5. \$100,000.01 - \$500,000.00	24	\$ 3,126,800.00
6. Over \$500,000.00	0	\$ -
Total to Date	43,263	\$ 548,003,038.71

Individual Claims Paid by Value Range



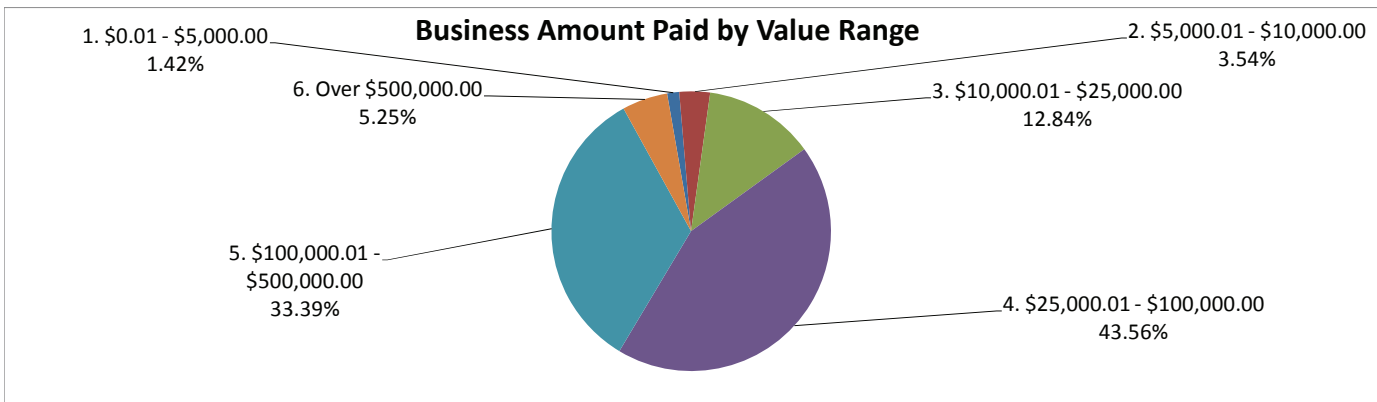
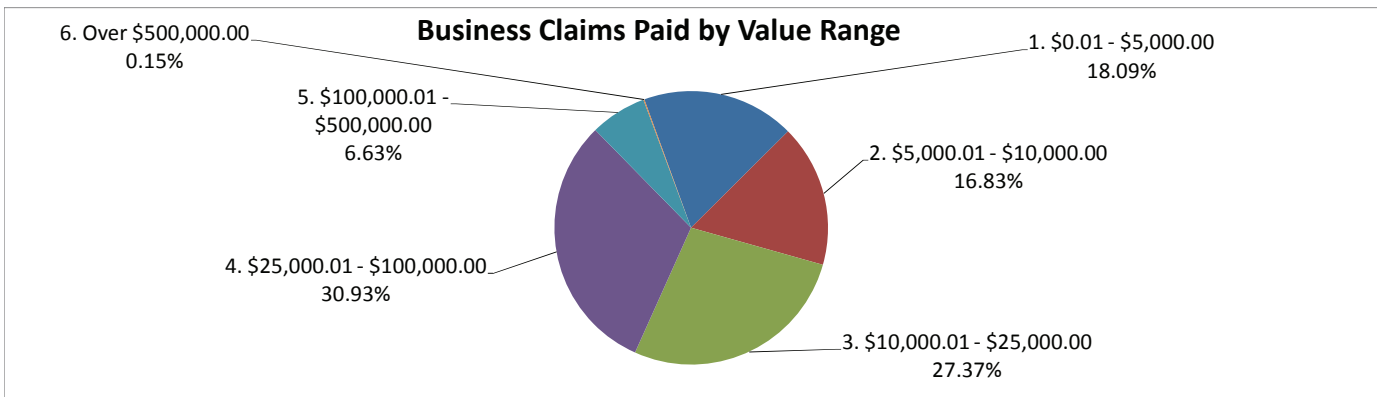
Individual Amount Paid by Value Range



GCCF Program Statistics - Overall Summary
(as of October 14, 2010, 5:05 PM ET)

Business Claims by Amount
(Claimants may have more than one Claim Type)

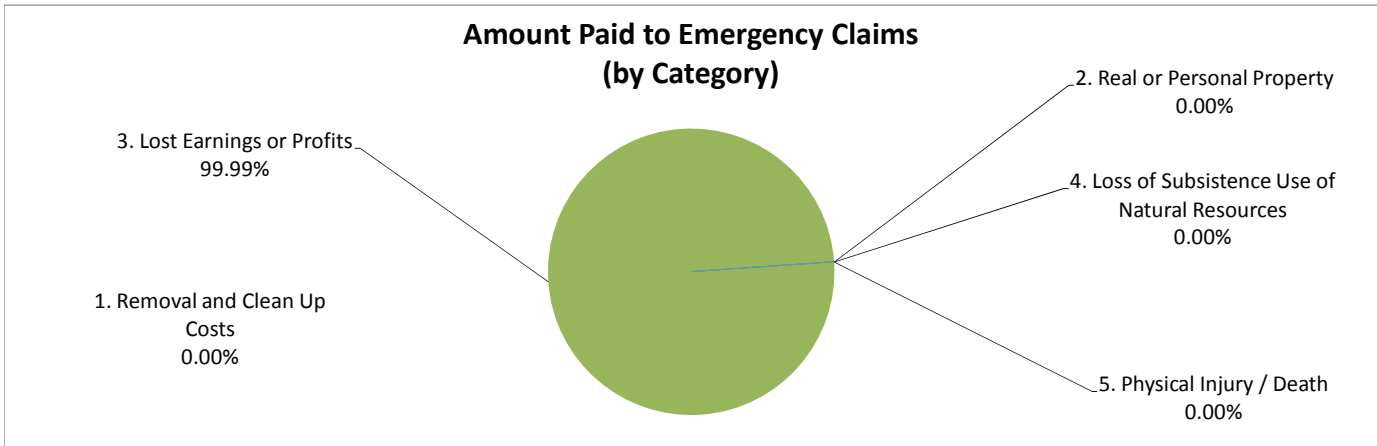
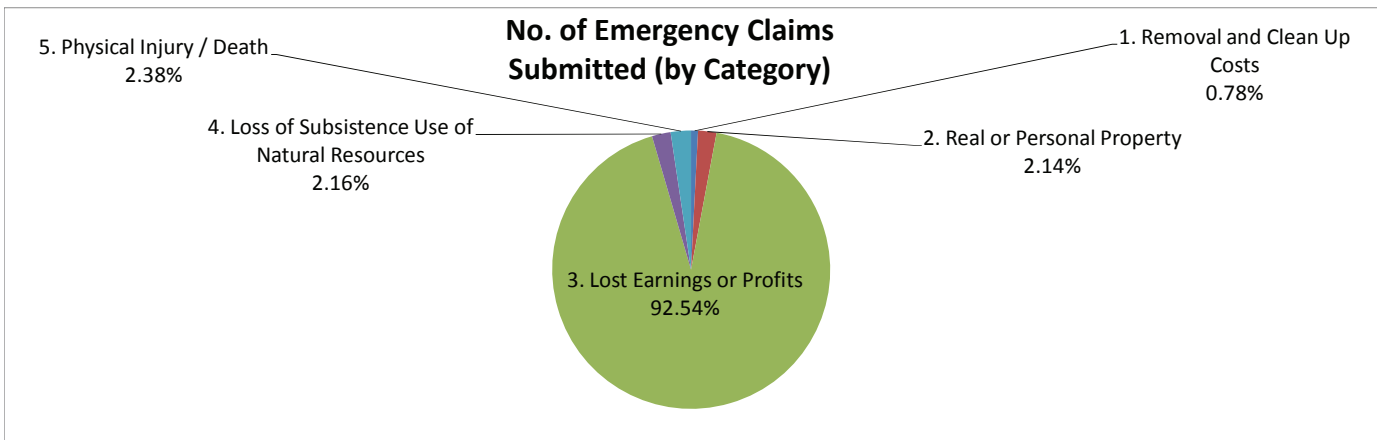
Claims by Amount	No. of Claims Paid	Amount Paid
1. \$0.01 - \$5,000.00	4092	\$ 11,678,800.00
2. \$5,000.01 - \$10,000.00	3807	\$ 29,085,800.00
3. \$10,000.01 - \$25,000.00	6192	\$ 105,398,600.00
4. \$25,000.01 - \$100,000.00	6998	\$ 357,612,300.00
5. \$100,000.01 - \$500,000.00	1500	\$ 274,118,500.00
6. Over \$500,000.00	33	\$ 43,091,276.00
Total to Date	22,622	\$ 820,985,276.00



GCCF Program Statistics - Overall Summary
(as of October 14, 2010, 5:05 PM ET)

Emergency Advance Claim Counts by Category
(Claimants may have more than one Claim Type)

Claims for Emergency Advance Payment	Claims Submitted	No. of Claims Paid	Amount Paid
1. Removal and Clean Up Costs	1,447	0	\$ -
2. Real or Personal Property	3,998	13	\$ 57,963.38
3. Lost Earnings or Profits	172,531	65,863	\$ 1,368,913,414.83
4. Loss of Subsistence Use of Natural Resources	4,019	5	\$ 13,000.00
5. Physical Injury / Death	4,439	4	\$ 3,936.50
Total to Date	186,434	65,885	\$ 1,368,988,314.71



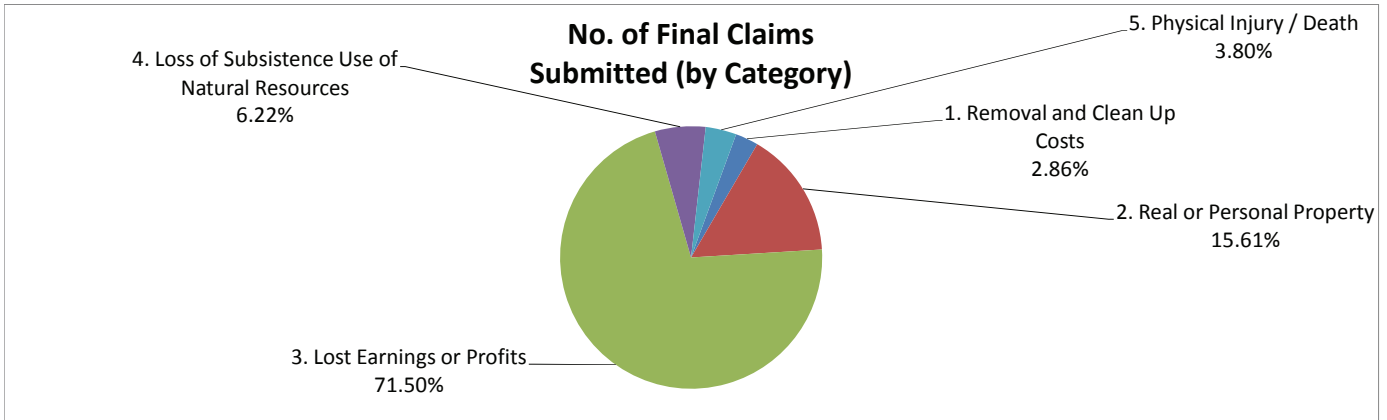
GCCF Program Statistics - Overall Summary

(as of October 14, 2010, 5:05 PM ET)

Final Payment Claim Counts by Category

(Claimants may have more than one Claim Type)

Claims Seeking Final Payment	Claims Submitted	No. of Claims Paid	Amount Paid
1. Removal and Clean Up Costs	168	0	\$ -
2. Real or Personal Property	916	0	\$ -
3. Lost Earnings or Profits	4,195	0	\$ -
4. Loss of Subsistence Use of Natural Resources	365	0	\$ -
5. Physical Injury / Death	223	0	\$ -
Total to Date	5,867	0	\$ -



Amount Paid to Final Claims (by Category)

No data to chart yet

GCCF Program Statistics - Overall Summary

(as of October 14, 2010, 5:05 PM ET)

Claims by Category and Amount

(Claimants may have more than one Claim Type)

Claims by Category and Amount	No. of Claims Paid	Amount Paid
1. Removal and Clean Up Costs		
a. \$0.01 - \$5,000.00	0	\$ -
b. \$5,000.01 - \$10,000.00	0	\$ -
c. \$10,000.01 - \$25,000.00	0	\$ -
d. \$25,000.01 - \$100,000.00	0	\$ -
e. \$100,000.01 - \$500,000.00	0	\$ -
f. Over \$500,000.00	0	\$ -
Sub-Total to Date	0	\$ -
2. Real or Personal Property		
a. \$0.01 - \$5,000.00	9	\$ 8,800.00
b. \$5,000.01 - \$10,000.00	3	\$ 22,600.00
c. \$10,000.01 - \$25,000.00	0	\$ -
d. \$25,000.01 - \$100,000.00	1	\$ 26,563.38
e. \$100,000.01 - \$500,000.00	0	\$ -
f. Over \$500,000.00	0	\$ -
Sub-Total to Date	13	\$ 57,963.38
3. Lost Earnings or Profits		
a. \$0.01 - \$5,000.00	12,905	\$ 39,548,700.00
b. \$5,000.01 - \$10,000.00	17,052	\$ 131,433,458.30
c. \$10,000.01 - \$25,000.00	23,420	\$ 375,869,350.00
d. \$25,000.01 - \$100,000.00	10,929	\$ 501,725,330.53
e. \$100,000.01 - \$500,000.00	1,524	\$ 277,245,300.00
f. Over \$500,000.00	33	\$ 43,091,276.00
Sub-Total to Date	65,863	\$ 1,368,913,414.83

GCCF Program Statistics - Overall Summary
(as of October 14, 2010, 5:05 PM ET)

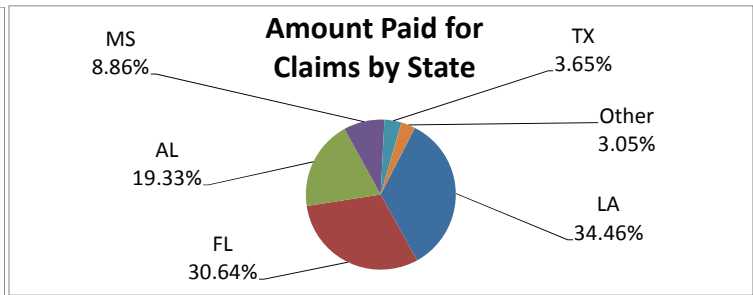
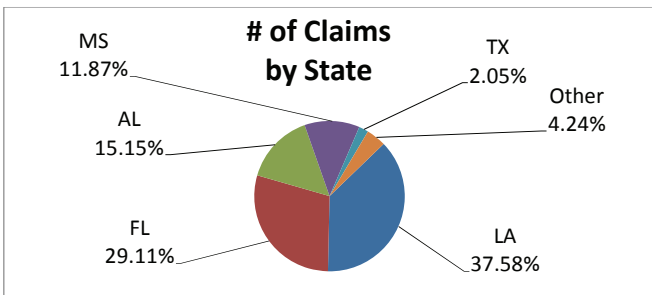
Claims by Category and Amount
(Claimants may have more than one Claim Type)

Claims by Category and Amount	No. of Claims Paid	Amount Paid
4. Loss of Subsistence Use of Natural Resources		
a. \$0.01 - \$5,000.00	5	\$ 13,000.00
b. \$5,000.01 - \$10,000.00	0	\$ -
c. \$10,000.01 - \$25,000.00	0	\$ -
d. \$25,000.01 - \$100,000.00	0	\$ -
e. \$100,000.01 - \$500,000.00	0	\$ -
f. Over \$500,000.00	0	\$ -
Sub-Total to Date	5	\$ 13,000.00
5. Physical Injury / Death		
a. \$0.01 - \$5,000.00	4	\$ 3,936.50
b. \$5,000.01 - \$10,000.00	0	\$ -
c. \$10,000.01 - \$25,000.00	0	\$ -
d. \$25,000.01 - \$100,000.00	0	\$ -
e. \$100,000.01 - \$500,000.00	0	\$ -
f. Over \$500,000.00	0	\$ -
Sub-Total to Date	4	\$ 3,936.50
6. Other Claims		
a. \$0.01 - \$5,000.00	0	\$ -
b. \$5,000.01 - \$10,000.00	0	\$ -
c. \$10,000.01 - \$25,000.00	0	\$ -
d. \$25,000.01 - \$100,000.00	0	\$ -
e. \$100,000.01 - \$500,000.00	0	\$ -
f. Over \$500,000.00	0	\$ -
Sub-Total to Date	0	\$ -
Total to Date	65,885	\$ 1,368,988,314.71

GCCF Program Statistics - Overall Summary
(as of October 14, 2010, 5:05 PM ET)

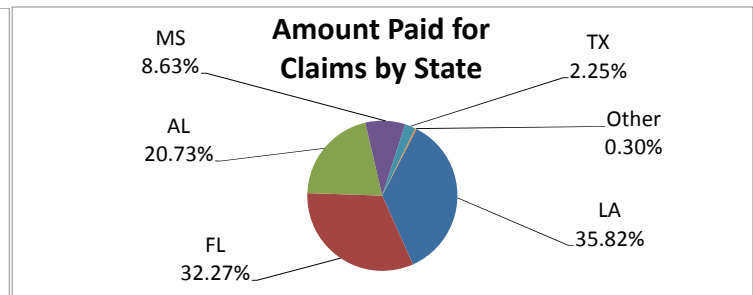
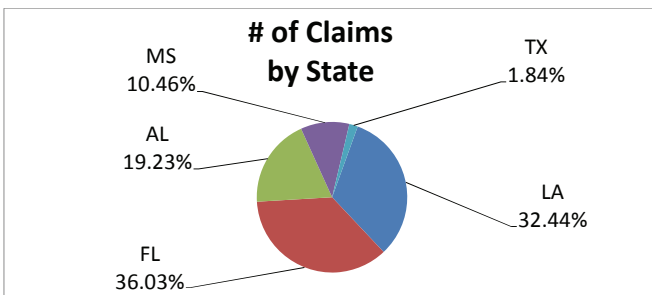
Claims by State of Residence
(Claimants may have more than one Claim Type)

Claim State of Residence	Claims Submitted	No. of Claims Paid	Amount Paid
Louisiana	72,262	19,798	\$ 471,789,215.53
Florida	55,983	22,643	\$ 419,476,276.00
Alabama	29,129	12,724	\$ 264,645,628.32
Mississippi	22,821	5,537	\$ 121,323,994.86
Texas	3,945	1,632	\$ 49,943,600.00
Others	8,161	3,551	\$ 41,809,600.00
Total to Date	192,301	65,885	\$ 1,368,988,314.71



Claims by State of Loss
(Claimants may have more than one Claim Type)

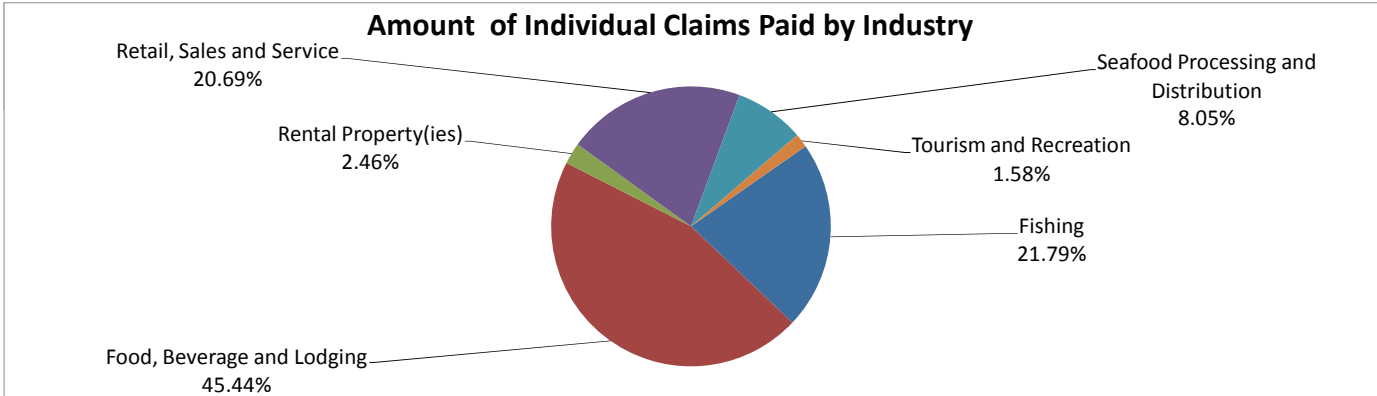
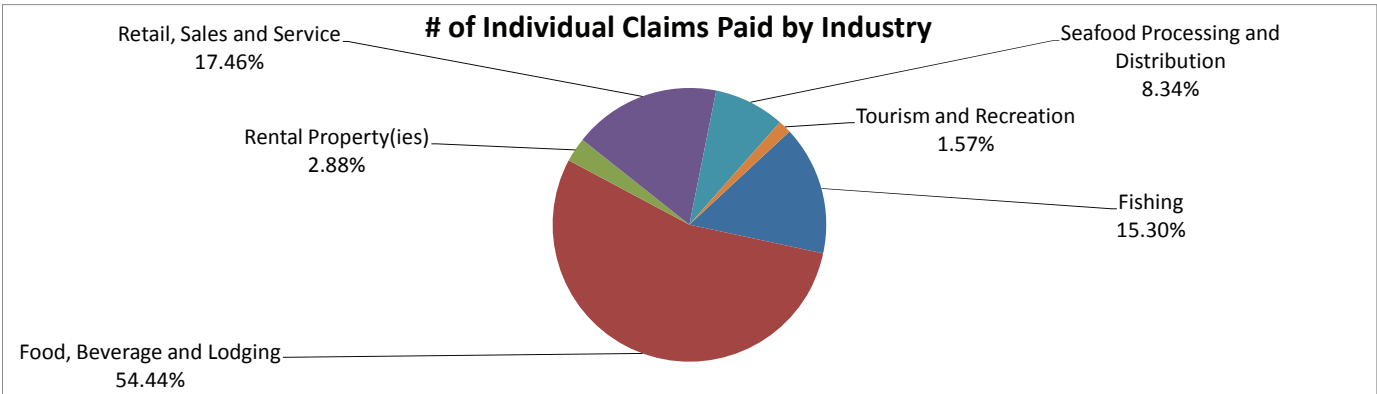
Claim State of Loss	Claims Submitted	No. of Claims Paid	Amount Paid
Louisiana	33,728	20,002	\$ 490,314,380.53
Florida	37,457	25,071	\$ 441,768,576.00
Alabama	19,992	14,172	\$ 283,843,499.94
Mississippi	10,869	5,295	\$ 118,115,758.36
Texas	1,911	1,182	\$ 30,838,000.00
Other State / Pending Location Verification		163	\$ 4,108,099.88
Total to Date		65,885	\$ 1,368,988,314.71



GCCF Program Statistics - Overall Summary
(as of October 14, 2010, 5:05 PM ET)

Individual Lost Earnings or Profits Claims Paid by Industry
(Claimants may have more than one Claim Type)

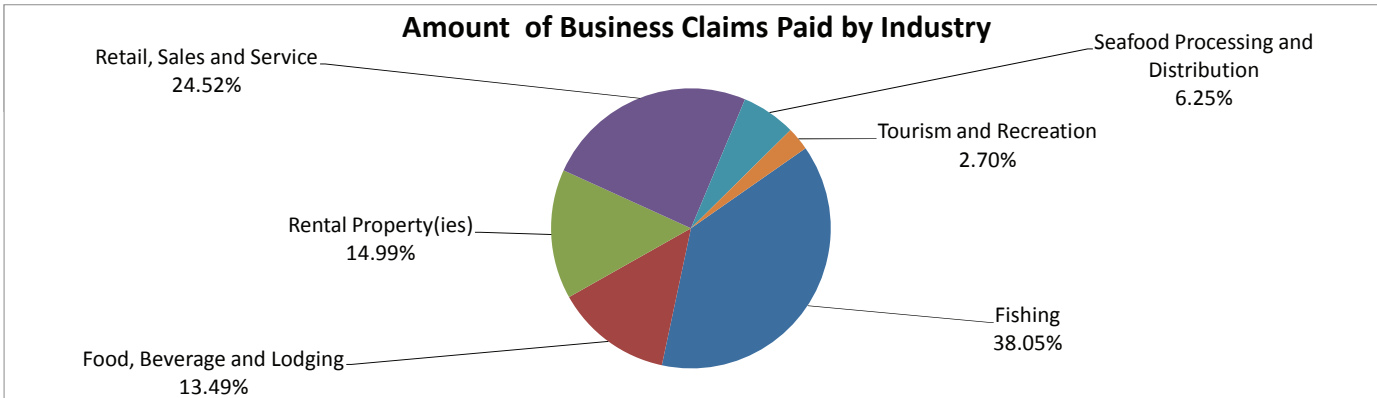
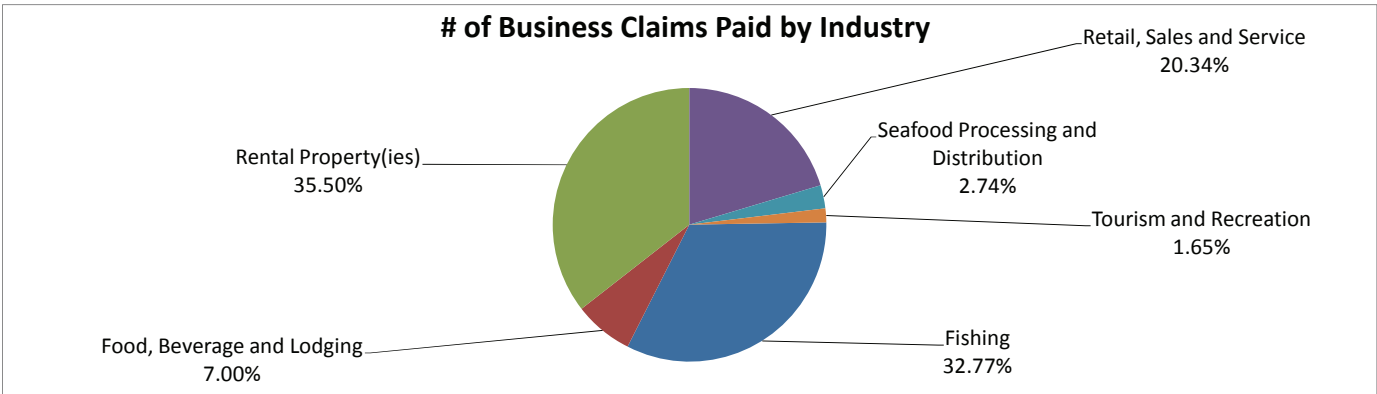
Claims by Amount	No. of Claims Paid	Amount Paid
Fishing	6,617	\$ 119,374,400.00
Food, Beverage and Lodging	23,541	\$ 248,966,999.94
Rental Property(ies)	1,247	\$ 13,468,500.00
Retail, Sales and Service	7,551	\$ 113,387,680.32
Seafood Processing and Distribution	3,608	\$ 44,094,558.57
Tourism and Recreation	679	\$ 8,644,200.00
Total to Date	43,243	\$ 547,936,338.83



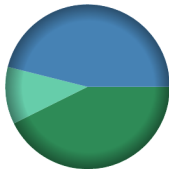
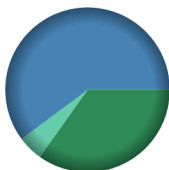



GCCF Program Statistics - Overall Summary
(as of October 14, 2010, 5:05 PM ET)

Business Lost Earnings or Profits Claims Paid by Industry
(Claimants may have more than one Claim Type)

Claims by Amount	No. of Claims Paid	Amount Paid
Fishing	7,413	\$ 312,405,500.00
Food, Beverage and Lodging	1,584	\$ 110,745,200.00
Rental Property(ies)	8,029	\$ 123,060,776.00
Retail, Sales and Service	4,600	\$ 201,297,500.00
Seafood Processing and Distribution	620	\$ 51,272,200.00
Tourism and Recreation	374	\$ 22,195,900.00
Total to Date	22,620	\$ 820,977,076.00



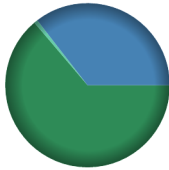
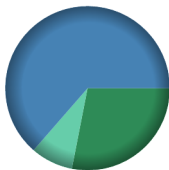



GCCF Program Statistics - Overall Summary (as of October 14, 2010, 5:05 PM ET)

County Name	Residents	Claimant Type	Claims Paid	Amount Paid	Payments in County
Acadia (Louisiana)	77	<u>Claimant Type</u>	<u>Claims Paid</u>	<u>Amount Paid</u>	Payments in County  <ul style="list-style-type: none"> ■ Resident ■ Loss ■ Both
		Resident of County	10	\$269,000.00	
		Resident and Loss in County	7	\$290,600.00	
		Claim Loss in County	4	\$70,900.00	
		Totals:	21	\$630,500.00	
Alachua (Florida)	44	<u>Claimant Type</u>	<u>Claims Paid</u>	<u>Amount Paid</u>	Payments in County  <ul style="list-style-type: none"> ■ Resident ■ Loss ■ Both
		Resident of County	11	\$84,300.00	
		Resident and Loss in County	5	\$145,600.00	
		Claim Loss in County	1	\$12,000.00	
		Totals:	17	\$241,900.00	
Allen (Louisiana)	31	<u>Claimant Type</u>	<u>Claims Paid</u>	<u>Amount Paid</u>	Payments in County  <ul style="list-style-type: none"> ■ Resident ■ Loss
		Resident of County	1	\$30,000.00	
		Claim Loss in County	2	\$41,800.00	
		Totals:	3	\$71,800.00	
Amite (Mississippi)	9	<u>Claimant Type</u>	<u>Claims Paid</u>	<u>Amount Paid</u>	Payments in County  <ul style="list-style-type: none"> ■ Resident
		Resident of County	1	\$22,100.00	
		Totals:	1	\$22,100.00	
Anderson (Texas)	1	<u>Claimant Type</u>	<u>Claims Paid</u>	<u>Amount Paid</u>	Payments in County  <ul style="list-style-type: none"> ■ Resident
		Resident of County	1	\$3,300.00	
		Totals:	1	\$3,300.00	


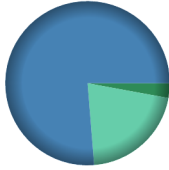

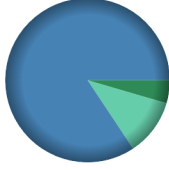

GCCF Program Statistics - Overall Summary

(as of October 14, 2010, 5:05 PM ET)

County	Total Claims	Claimant Type	Claims Paid	Amount Paid	Payments in County
Angelina (Texas)	8	<u>Claimant Type</u>	<u>Claims Paid</u>	<u>Amount Paid</u>	Payments in County  <ul style="list-style-type: none"> Resident
		Resident of County	1	\$6,500.00	
		Totals:	1	\$6,500.00	
Aransas (Texas)	23	<u>Claimant Type</u>	<u>Claims Paid</u>	<u>Amount Paid</u>	Payments in County  <ul style="list-style-type: none"> Loss Both
		Resident and Loss in County	4	\$140,000.00	
		Claim Loss in County	2	\$18,100.00	
		Totals:	6	\$158,100.00	
Ascension (Louisiana)	232	<u>Claimant Type</u>	<u>Claims Paid</u>	<u>Amount Paid</u>	Payments in County  <ul style="list-style-type: none"> Resident Loss Both
		Resident of County	34	\$544,900.00	
		Resident and Loss in County	10	\$302,900.00	
		Claim Loss in County	1	\$6,100.00	
Totals:	45	\$853,900.00			
Assumption (Louisiana)	159	<u>Claimant Type</u>	<u>Claims Paid</u>	<u>Amount Paid</u>	Payments in County  <ul style="list-style-type: none"> Resident Loss Both
		Resident of County	16	\$396,100.00	
		Resident and Loss in County	31	\$897,900.00	
		Claim Loss in County	7	\$117,500.00	
Totals:	54	\$1,411,500.00			
Autauga (Alabama)	20	<u>Claimant Type</u>	<u>Claims Paid</u>	<u>Amount Paid</u>	Payments in County  <ul style="list-style-type: none"> Resident
		Resident of County	8	\$80,800.00	
		Totals:	8	\$80,800.00	


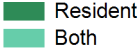

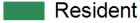



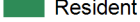

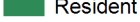
GCCF Program Statistics - Overall Summary

(as of October 14, 2010, 5:05 PM ET)

County	Total	Claimant Type	Claims Paid	Amount Paid	Payments in County
Avoyelles (Louisiana)	58	<u>Claimant Type</u>	<u>Claims Paid</u>	<u>Amount Paid</u>	Payments in County 
		Resident of County	11	\$136,200.00	
		Resident and Loss in County	11	\$644,800.00	
		Totals:	22	\$781,000.00	
Baldwin (Alabama)	16,300	<u>Claimant Type</u>	<u>Claims Paid</u>	<u>Amount Paid</u>	Payments in County 
		Resident of County	317	\$5,808,063.38	
		Resident and Loss in County	6,648	\$153,417,399.94	
		Claim Loss in County	3,272	\$41,905,200.00	
Totals:	10,237	\$201,130,663.32			
Barbour (Alabama)	9	<u>Claimant Type</u>	<u>Claims Paid</u>	<u>Amount Paid</u>	Payments in County 
		Resident of County	1	\$19,400.00	
		Resident and Loss in County	1	\$76,400.00	
		Totals:	2	\$95,800.00	
Bay (Florida)	15,486	<u>Claimant Type</u>	<u>Claims Paid</u>	<u>Amount Paid</u>	Payments in County 
		Resident of County	319	\$4,665,900.00	
		Resident and Loss in County	5,210	\$86,732,476.00	
		Claim Loss in County	1,019	\$11,456,700.00	
Totals:	6,548	\$102,855,076.00			
Beauregard (Louisiana)	16	<u>Claimant Type</u>	<u>Claims Paid</u>	<u>Amount Paid</u>	Payments in County 
		Resident of County	3	\$135,200.00	
		Resident and Loss in County	4	\$81,800.00	
		Totals:	7	\$217,000.00	

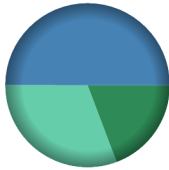

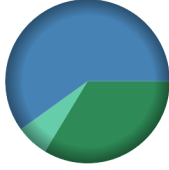
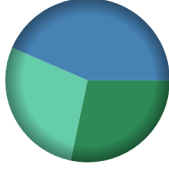

GCCF Program Statistics - Overall Summary

(as of October 14, 2010, 5:05 PM ET)

County	Total Claims	Claimant Type	Claims Paid	Amount Paid	Payments in County	
Bexar (Texas)	44	<u>Claimant Type</u>	<u>Claims Paid</u>	<u>Amount Paid</u>	Payments in County 	
		Resident of County	11	\$184,600.00		
		Resident and Loss in County	2	\$182,000.00		
		Totals:	13	\$366,600.00		
Bibb (Alabama)	6	<u>Claimant Type</u>	<u>Claims Paid</u>	<u>Amount Paid</u>	Payments in County 	
		Resident of County	3	\$7,100.00		
		Totals:	3	\$7,100.00		
Blount (Alabama)	4	<u>Claimant Type</u>	<u>Claims Paid</u>	<u>Amount Paid</u>	Payments in County 	
		Resident of County	3	\$14,200.00		
		Totals:	3	\$14,200.00		
Bossier (Louisiana)	22	<u>Claimant Type</u>	<u>Claims Paid</u>	<u>Amount Paid</u>	Payments in County 	
		Resident of County	4	\$56,300.00		
		Totals:	4	\$56,300.00		
Bowie (Texas)	3	<u>Claimant Type</u>	<u>Claims Paid</u>	<u>Amount Paid</u>	Payments in County 	
		Resident of County	1	\$2,600.00		
		Totals:	1	\$2,600.00		




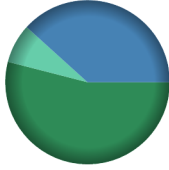

GCCF Program Statistics - Overall Summary

(as of October 14, 2010, 5:05 PM ET)

County	Total Claims	Claimant Type	Claims Paid	Amount Paid	Payments in County
Brazoria (Texas)	98	<u>Claimant Type</u>	<u>Claims Paid</u>	<u>Amount Paid</u>	Payments in County  <ul style="list-style-type: none"> ■ Resident ■ Loss ■ Both
		Resident of County	11	\$296,900.00	
		Resident and Loss in County	19	\$769,700.00	
		Claim Loss in County	25	\$474,000.00	
Totals:	55	\$1,540,600.00			
Brazos (Texas)	4	<u>Claimant Type</u>	<u>Claims Paid</u>	<u>Amount Paid</u>	Payments in County  <ul style="list-style-type: none"> ■ Resident
		Resident of County	1	\$18,000.00	
		Totals:	1	\$18,000.00	
Brevard (Florida)	76	<u>Claimant Type</u>	<u>Claims Paid</u>	<u>Amount Paid</u>	Payments in County  <ul style="list-style-type: none"> ■ Resident ■ Loss ■ Both
		Resident of County	7	\$159,800.00	
		Resident and Loss in County	8	\$284,600.00	
		Claim Loss in County	2	\$30,300.00	
Totals:	17	\$474,700.00			
Broward (Florida)	175	<u>Claimant Type</u>	<u>Claims Paid</u>	<u>Amount Paid</u>	Payments in County  <ul style="list-style-type: none"> ■ Resident ■ Loss ■ Both
		Resident of County	14	\$232,800.00	
		Resident and Loss in County	5	\$357,800.00	
		Claim Loss in County	9	\$231,900.00	
Totals:	28	\$822,500.00			
Brown (Texas)	1	<u>Claimant Type</u>	<u>Claims Paid</u>	<u>Amount Paid</u>	Payments in County  <ul style="list-style-type: none"> ■ Resident
		Resident of County	1	\$8,600.00	
		Totals:	1	\$8,600.00	



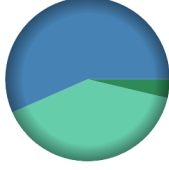
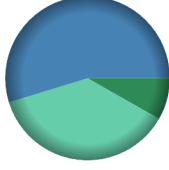
GCCF Program Statistics - Overall Summary

(as of October 14, 2010, 5:05 PM ET)

County	Total Claims	Claimant Type	Claims Paid	Amount Paid	Payments in County
Bullock (Alabama)	2	<u>Claimant Type</u>	<u>Claims Paid</u>	<u>Amount Paid</u>	Payments in County  <ul style="list-style-type: none"> ■ Resident
		Resident of County	1	\$16,000.00	
		Totals:	1	\$16,000.00	
Butler (Alabama)	11	<u>Claimant Type</u>	<u>Claims Paid</u>	<u>Amount Paid</u>	Payments in County  <ul style="list-style-type: none"> ■ Resident ■ Loss ■ Both
		Resident of County	2	\$8,600.00	
		Resident and Loss in County	1	\$5,400.00	
		Claim Loss in County	2	\$244,200.00	
Totals:	5	\$258,200.00			
Caddo (Louisiana)	41	<u>Claimant Type</u>	<u>Claims Paid</u>	<u>Amount Paid</u>	Payments in County  <ul style="list-style-type: none"> ■ Resident
		Resident of County	11	\$118,500.00	
		Totals:	11	\$118,500.00	
Calcasieu (Louisiana)	494	<u>Claimant Type</u>	<u>Claims Paid</u>	<u>Amount Paid</u>	Payments in County  <ul style="list-style-type: none"> ■ Resident ■ Loss ■ Both
		Resident of County	105	\$3,061,700.00	
		Resident and Loss in County	88	\$2,169,700.00	
		Claim Loss in County	19	\$437,000.00	
Totals:	212	\$5,668,400.00			
Caldwell (Louisiana)	6	<u>Claimant Type</u>	<u>Claims Paid</u>	<u>Amount Paid</u>	Payments in County  <ul style="list-style-type: none"> ■ Resident
		Resident of County	1	\$5,000.00	
		Totals:	1	\$5,000.00	

GCCF Program Statistics - Overall Summary

(as of October 14, 2010, 5:05 PM ET)

County	Total Claims	Claimant Type	Claims Paid	Amount Paid	Payments in County
Calhoun (Alabama)	45	<u>Claimant Type</u>	<u>Claims Paid</u>	<u>Amount Paid</u>	Payments in County  <ul style="list-style-type: none"> Resident
		Resident of County	16	\$179,500.00	
		Totals:	16	\$179,500.00	
		Calhoun (Florida)	59	<u>Claimant Type</u>	
Resident of County	13			\$151,200.00	
Resident and Loss in County	1			\$6,000.00	
Claim Loss in County	1			\$4,200.00	
Totals:	15	\$161,400.00			
Calhoun (Mississippi)	2	<u>Claimant Type</u>	<u>Claims Paid</u>	<u>Amount Paid</u>	Payments in County  <ul style="list-style-type: none"> Resident
		Resident of County	1	\$55,000.00	
		Totals:	1	\$55,000.00	
Calhoun (Texas)	70	<u>Claimant Type</u>	<u>Claims Paid</u>	<u>Amount Paid</u>	Payments in County  <ul style="list-style-type: none"> Resident Loss Both
		Resident of County	3	\$24,300.00	
		Resident and Loss in County	4	\$370,800.00	
		Claim Loss in County	22	\$259,900.00	
Totals:	29	\$655,000.00			
Cameron (Louisiana)	306	<u>Claimant Type</u>	<u>Claims Paid</u>	<u>Amount Paid</u>	Payments in County  <ul style="list-style-type: none"> Resident Loss Both
		Resident of County	18	\$529,600.00	
		Resident and Loss in County	124	\$3,518,100.00	
		Claim Loss in County	77	\$2,377,200.00	
Totals:	219	\$6,424,900.00			





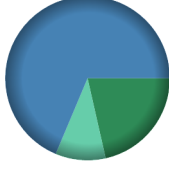
GCCF Program Statistics - Overall Summary

(as of October 14, 2010, 5:05 PM ET)

County	Total Claims	Claimant Type	Claims Paid	Amount Paid	Payments in County
Cameron (Texas)	113	<u>Claimant Type</u>	<u>Claims Paid</u>	<u>Amount Paid</u>	Payments in County 
		Resident of County	9	\$255,100.00	
		Resident and Loss in County	26	\$580,800.00	
		Totals:	35	\$835,900.00	
Chambers (Alabama)	4	<u>Claimant Type</u>	<u>Claims Paid</u>	<u>Amount Paid</u>	Payments in County 
		Resident of County	2	\$27,000.00	
		Totals:	2	\$27,000.00	
Chambers (Texas)	41	<u>Claimant Type</u>	<u>Claims Paid</u>	<u>Amount Paid</u>	Payments in County 
		Resident of County	4	\$111,000.00	
		Resident and Loss in County	17	\$701,400.00	
		Claim Loss in County	5	\$73,500.00	
		Totals:	26	\$885,900.00	
Charlotte (Florida)	76	<u>Claimant Type</u>	<u>Claims Paid</u>	<u>Amount Paid</u>	Payments in County 
		Resident and Loss in County	10	\$512,400.00	
		Claim Loss in County	2	\$51,000.00	
		Totals:	12	\$563,400.00	
Cherokee (Alabama)	3	<u>Claimant Type</u>	<u>Claims Paid</u>	<u>Amount Paid</u>	Payments in County 
		Resident of County	3	\$47,100.00	
		Totals:	3	\$47,100.00	


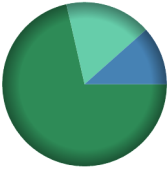


GCCF Program Statistics - Overall Summary

(as of October 14, 2010, 5:05 PM ET)


County	Total Claims	Claimant Type	Claims Paid	Amount Paid	Payments in County
Cherokee (Texas)	2	<u>Claimant Type</u>	<u>Claims Paid</u>	<u>Amount Paid</u>	Payments in County  <ul style="list-style-type: none"> Resident
		Resident of County	1	\$1,700.00	
		Totals:	1	\$1,700.00	
		<hr/>			
Chickasaw (Mississippi)	1	<u>Claimant Type</u>	<u>Claims Paid</u>	<u>Amount Paid</u>	Payments in County  <ul style="list-style-type: none"> Resident
		Resident of County	1	\$6,000.00	
		Totals:	1	\$6,000.00	
		<hr/>			
Chilton (Alabama)	16	<u>Claimant Type</u>	<u>Claims Paid</u>	<u>Amount Paid</u>	Payments in County  <ul style="list-style-type: none"> Resident Both
		Resident of County	3	\$24,300.00	
		Resident and Loss in County	1	\$19,000.00	
		Totals:	4	\$43,300.00	
<hr/>					
Choctaw (Alabama)	11	<u>Claimant Type</u>	<u>Claims Paid</u>	<u>Amount Paid</u>	Payments in County  <ul style="list-style-type: none"> Resident Both
		Resident of County	2	\$11,000.00	
		Resident and Loss in County	1	\$68,400.00	
		Totals:	3	\$79,400.00	
<hr/>					
Citrus (Florida)	191	<u>Claimant Type</u>	<u>Claims Paid</u>	<u>Amount Paid</u>	Payments in County  <ul style="list-style-type: none"> Resident Loss Both
		Resident of County	19	\$372,600.00	
		Resident and Loss in County	67	\$1,191,900.00	
		Claim Loss in County	7	\$171,200.00	
		Totals:	93	\$1,735,700.00	

GCCF Program Statistics - Overall Summary

(as of October 14, 2010, 5:05 PM ET)

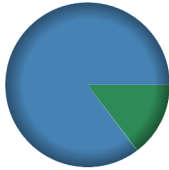
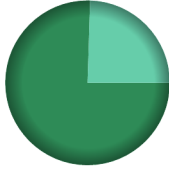


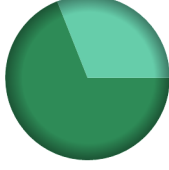
County	Total Claims	Claimant Type	Claims Paid	Amount Paid	Payments in County
Claiborne (Louisiana)	2	<u>Claimant Type</u>	<u>Claims Paid</u>	<u>Amount Paid</u>	Payments in County 
		Claim Loss in County	1	\$80,400.00	
		Totals:	1	\$80,400.00	
Claiborne (Mississippi)	6	<u>Claimant Type</u>	<u>Claims Paid</u>	<u>Amount Paid</u>	Payments in County 
		Resident of County	1	\$17,600.00	
		Totals:	1	\$17,600.00	
Clarke (Alabama)	102	<u>Claimant Type</u>	<u>Claims Paid</u>	<u>Amount Paid</u>	Payments in County 
		Resident of County	22	\$199,400.00	
		Resident and Loss in County	3	\$32,300.00	
		Claim Loss in County	3	\$47,400.00	
		Totals:	28	\$279,100.00	
Clarke (Mississippi)	30	<u>Claimant Type</u>	<u>Claims Paid</u>	<u>Amount Paid</u>	Payments in County 
		Resident of County	4	\$112,900.00	
		Totals:	4	\$112,900.00	
Clay (Alabama)	5	<u>Claimant Type</u>	<u>Claims Paid</u>	<u>Amount Paid</u>	Payments in County 
		Resident of County	3	\$53,500.00	
		Totals:	3	\$53,500.00	

GCCF Program Statistics - Overall Summary (as of October 14, 2010, 5:05 PM ET)



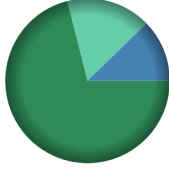


County	Total Claims	Claimant Type	Claims Paid	Amount Paid	Payments in County
Clay (Florida)	19	<u>Claimant Type</u>	<u>Claims Paid</u>	<u>Amount Paid</u>	Payments in County  <ul style="list-style-type: none"> ■ Resident ■ Loss ■ Both
		Resident of County	4	\$25,400.00	
		Resident and Loss in County	1	\$125,000.00	
		Claim Loss in County	1	\$18,700.00	
Totals:	6	\$169,100.00			
Cleburne (Alabama)	2	<u>Claimant Type</u>	<u>Claims Paid</u>	<u>Amount Paid</u>	Payments in County  <ul style="list-style-type: none"> ■ Resident
		Resident of County	1	\$3,000.00	
		Totals:	1	\$3,000.00	
Coahoma (Mississippi)	2	<u>Claimant Type</u>	<u>Claims Paid</u>	<u>Amount Paid</u>	Payments in County  <ul style="list-style-type: none"> ■ Resident
		Resident of County	1	\$35,000.00	
		Totals:	1	\$35,000.00	
Coffee (Alabama)	24	<u>Claimant Type</u>	<u>Claims Paid</u>	<u>Amount Paid</u>	Payments in County  <ul style="list-style-type: none"> ■ Resident ■ Both
		Resident of County	5	\$57,200.00	
		Resident and Loss in County	1	\$3,000.00	
		Totals:	6	\$60,200.00	
Colbert (Alabama)	28	<u>Claimant Type</u>	<u>Claims Paid</u>	<u>Amount Paid</u>	Payments in County  <ul style="list-style-type: none"> ■ Resident
		Resident of County	20	\$231,200.00	
		Totals:	20	\$231,200.00	

GCCF Program Statistics - Overall Summary

(as of October 14, 2010, 5:05 PM ET)


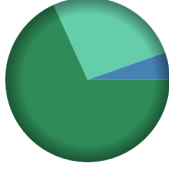

County	Total Claims	Claimant Type	Claims Paid	Amount Paid	Payments in County
Collier (Florida)	1,759	<u>Claimant Type</u>	<u>Claims Paid</u>	<u>Amount Paid</u>	Payments in County  <ul style="list-style-type: none"> ■ Resident ■ Loss ■ Both
		Resident of County	15	\$316,000.00	
		Resident and Loss in County	63	\$1,839,100.00	
		Claim Loss in County	2	\$2,200.00	
Totals:	80	\$2,157,300.00			
Collin (Texas)	58	<u>Claimant Type</u>	<u>Claims Paid</u>	<u>Amount Paid</u>	Payments in County  <ul style="list-style-type: none"> ■ Resident ■ Loss
		Resident of County	26	\$314,600.00	
		Claim Loss in County	3	\$102,100.00	
		Totals:	29	\$416,700.00	
Columbia (Florida)	8	<u>Claimant Type</u>	<u>Claims Paid</u>	<u>Amount Paid</u>	Payments in County  <ul style="list-style-type: none"> ■ Resident ■ Both
		Resident of County	3	\$71,500.00	
		Resident and Loss in County	1	\$40,000.00	
		Totals:	4	\$111,500.00	
Comal (Texas)	12	<u>Claimant Type</u>	<u>Claims Paid</u>	<u>Amount Paid</u>	Payments in County  <ul style="list-style-type: none"> ■ Resident
		Resident of County	8	\$181,600.00	
		Totals:	8	\$181,600.00	
Concordia (Louisiana)	24	<u>Claimant Type</u>	<u>Claims Paid</u>	<u>Amount Paid</u>	Payments in County  <ul style="list-style-type: none"> ■ Resident ■ Both
		Resident of County	3	\$155,700.00	
		Resident and Loss in County	2	\$70,000.00	
		Totals:	5	\$225,700.00	

GCCF Program Statistics - Overall Summary (as of October 14, 2010, 5:05 PM ET)


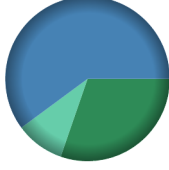
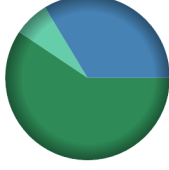
County (State)	Total Claims	Claimant Type	Claims Paid	Amount Paid	Payments in County
Conecuh (Alabama)	12	<u>Claimant Type</u>	<u>Claims Paid</u>	<u>Amount Paid</u>	Payments in County  <ul style="list-style-type: none"> Resident
		Resident of County	5	\$51,700.00	
		Totals:	5	\$51,700.00	
Coosa (Alabama)	3	<u>Claimant Type</u>	<u>Claims Paid</u>	<u>Amount Paid</u>	Payments in County  <ul style="list-style-type: none"> Resident Both
		Resident of County	2	\$10,800.00	
		Resident and Loss in County	1	\$150,000.00	
		Totals:	3	\$160,800.00	
Covington (Alabama)	48	<u>Claimant Type</u>	<u>Claims Paid</u>	<u>Amount Paid</u>	Payments in County  <ul style="list-style-type: none"> Resident Loss Both
		Resident of County	20	\$565,100.00	
		Resident and Loss in County	3	\$97,800.00	
		Claim Loss in County	2	\$132,500.00	
		Totals:	25	\$795,400.00	
Covington (Mississippi)	57	<u>Claimant Type</u>	<u>Claims Paid</u>	<u>Amount Paid</u>	Payments in County  <ul style="list-style-type: none"> Resident
		Resident of County	2	\$39,400.00	
		Totals:	2	\$39,400.00	
Crenshaw (Alabama)	13	<u>Claimant Type</u>	<u>Claims Paid</u>	<u>Amount Paid</u>	Payments in County  <ul style="list-style-type: none"> Loss Both
		Resident and Loss in County	1	\$1,500.00	
		Claim Loss in County	1	\$4,000.00	
		Totals:	2	\$5,500.00	

GCCF Program Statistics - Overall Summary

(as of October 14, 2010, 5:05 PM ET)


County	Total Claims	Claimant Type	Claims Paid	Amount Paid	Payments in County
Cullman (Alabama)	42	<u>Claimant Type</u>	<u>Claims Paid</u>	<u>Amount Paid</u>	Payments in County  Resident
		Resident of County	31	\$318,300.00	
		Totals:	31	\$318,300.00	
		Dale (Alabama)	17	<u>Claimant Type</u>	
Resident of County	7			\$58,100.00	
Resident and Loss in County	1			\$37,600.00	
Totals:	8			\$95,700.00	
Dallas (Alabama)	25	<u>Claimant Type</u>	<u>Claims Paid</u>	<u>Amount Paid</u>	Payments in County  Resident Both
		Resident of County	7	\$81,900.00	
		Resident and Loss in County	1	\$15,000.00	
		Totals:	8	\$96,900.00	
Dallas (Texas)	162	<u>Claimant Type</u>	<u>Claims Paid</u>	<u>Amount Paid</u>	Payments in County  Resident Loss Both
		Resident of County	27	\$304,400.00	
		Resident and Loss in County	1	\$24,000.00	
		Claim Loss in County	7	\$117,800.00	
		Totals:	35	\$446,200.00	
Dekalb (Alabama)	19	<u>Claimant Type</u>	<u>Claims Paid</u>	<u>Amount Paid</u>	Payments in County  Resident Loss
		Resident of County	13	\$143,700.00	
		Claim Loss in County	1	\$10,800.00	
		Totals:	14	\$154,500.00	

GCCF Program Statistics - Overall Summary (as of October 14, 2010, 5:05 PM ET)

County	Total Claims	Claimant Type	Claims Paid	Amount Paid	Payments in County
Denton (Texas)	25	<u>Claimant Type</u>	<u>Claims Paid</u>	<u>Amount Paid</u>	Payments in County  Resident
		Resident of County	8	\$63,300.00	
		Totals:	8	\$63,300.00	
		Desoto (Mississippi)	23	<u>Claimant Type</u>	
Resident of County	15			\$173,800.00	
Totals:	15			\$173,800.00	
Dixie (Florida)	28			<u>Claimant Type</u>	<u>Claims Paid</u>
		Resident of County	1	\$3,000.00	
		Resident and Loss in County	11	\$339,000.00	
		Claim Loss in County	2	\$65,000.00	
		Totals:	14	\$407,000.00	
Duval (Florida)	172	<u>Claimant Type</u>	<u>Claims Paid</u>	<u>Amount Paid</u>	Payments in County  Resident Loss Both
		Resident of County	30	\$504,700.00	
		Resident and Loss in County	14	\$1,001,300.00	
		Claim Loss in County	6	\$159,600.00	
		Totals:	50	\$1,665,600.00	
E. Baton Rouge (Louisiana)	956	<u>Claimant Type</u>	<u>Claims Paid</u>	<u>Amount Paid</u>	Payments in County  Resident Loss Both
		Resident of County	123	\$2,242,300.00	
		Resident and Loss in County	43	\$1,270,100.00	
		Claim Loss in County	12	\$262,600.00	
		Totals:	178	\$3,775,000.00	

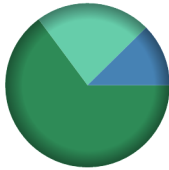
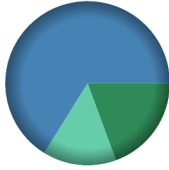



GCCF Program Statistics - Overall Summary

(as of October 14, 2010, 5:05 PM ET)

County	Total Claims	Claimant Type	Claims Paid	Amount Paid	Payments in County
E. Feliciana (Louisiana)	15	<u>Claimant Type</u>	<u>Claims Paid</u>	<u>Amount Paid</u>	Payments in County  <ul style="list-style-type: none"> ■ Resident ■ Loss ■ Both
		Resident of County	1	\$14,000.00	
		Resident and Loss in County	3	\$115,000.00	
		Claim Loss in County	1	\$20,000.00	
Totals:	5	\$149,000.00			
Ector (Texas)	2	<u>Claimant Type</u>	<u>Claims Paid</u>	<u>Amount Paid</u>	Payments in County  <ul style="list-style-type: none"> ■ Resident
		Resident of County	1	\$1,500.00	
Totals:	1	\$1,500.00			
El Paso (Texas)	1	<u>Claimant Type</u>	<u>Claims Paid</u>	<u>Amount Paid</u>	Payments in County  <ul style="list-style-type: none"> ■ Resident
		Resident of County	1	\$3,700.00	
Totals:	1	\$3,700.00			
Ellis (Texas)	5	<u>Claimant Type</u>	<u>Claims Paid</u>	<u>Amount Paid</u>	Payments in County  <ul style="list-style-type: none"> ■ Resident
		Resident of County	1	\$25,000.00	
Totals:	1	\$25,000.00			
Elmore (Alabama)	30	<u>Claimant Type</u>	<u>Claims Paid</u>	<u>Amount Paid</u>	Payments in County  <ul style="list-style-type: none"> ■ Resident
		Resident of County	17	\$215,500.00	
Totals:	17	\$215,500.00			



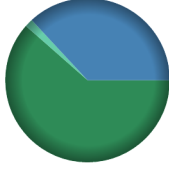
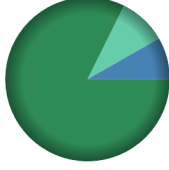

GCCF Program Statistics - Overall Summary

(as of October 14, 2010, 5:05 PM ET)

County	Total Claims	Claimant Type	Claims Paid	Amount Paid	Payments in County
Escambia (Alabama)	115	<u>Claimant Type</u>	<u>Claims Paid</u>	<u>Amount Paid</u>	Payments in County  <ul style="list-style-type: none"> ■ Resident ■ Loss ■ Both
		Resident of County	25	\$366,800.00	
		Resident and Loss in County	5	\$70,100.00	
		Claim Loss in County	5	\$128,600.00	
Totals:	35	\$565,500.00			
Escambia (Florida)	9,438	<u>Claimant Type</u>	<u>Claims Paid</u>	<u>Amount Paid</u>	Payments in County  <ul style="list-style-type: none"> ■ Resident ■ Loss ■ Both
		Resident of County	1,164	\$14,817,800.00	
		Resident and Loss in County	2,691	\$50,519,000.00	
		Claim Loss in County	761	\$11,023,400.00	
Totals:	4,616	\$76,360,200.00			
Etowah (Alabama)	45	<u>Claimant Type</u>	<u>Claims Paid</u>	<u>Amount Paid</u>	Payments in County  <ul style="list-style-type: none"> ■ Resident
		Resident of County	26	\$445,100.00	
Totals:	26	\$445,100.00			
Evangeline (Louisiana)	25	<u>Claimant Type</u>	<u>Claims Paid</u>	<u>Amount Paid</u>	Payments in County  <ul style="list-style-type: none"> ■ Resident ■ Both
		Resident of County	5	\$103,900.00	
		Resident and Loss in County	4	\$70,300.00	
Totals:	9	\$174,200.00			
Fayette (Alabama)	7	<u>Claimant Type</u>	<u>Claims Paid</u>	<u>Amount Paid</u>	Payments in County  <ul style="list-style-type: none"> ■ Resident
		Resident of County	6	\$57,100.00	
Totals:	6	\$57,100.00			

GCCF Program Statistics - Overall Summary

(as of October 14, 2010, 5:05 PM ET)



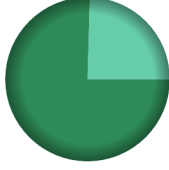

County	Total Claims	Claimant Type	Claims Paid	Amount Paid	Payments in County
Flagler (Florida)	4	<u>Claimant Type</u>	<u>Claims Paid</u>	<u>Amount Paid</u>	Payments in County  <ul style="list-style-type: none"> Resident
		Resident of County	2	\$65,400.00	
		Totals:	2	\$65,400.00	
Foard (Texas)	1	<u>Claimant Type</u>	<u>Claims Paid</u>	<u>Amount Paid</u>	Payments in County  <ul style="list-style-type: none"> Resident
		Resident of County	1	\$13,000.00	
		Totals:	1	\$13,000.00	
Forrest (Mississippi)	498	<u>Claimant Type</u>	<u>Claims Paid</u>	<u>Amount Paid</u>	Payments in County  <ul style="list-style-type: none"> Resident Loss Both
		Resident of County	37	\$578,300.00	
		Resident and Loss in County	7	\$346,800.00	
		Claim Loss in County	2	\$15,100.00	
		Totals:	46	\$940,200.00	
Fort Bend (Texas)	106	<u>Claimant Type</u>	<u>Claims Paid</u>	<u>Amount Paid</u>	Payments in County  <ul style="list-style-type: none"> Resident Loss Both
		Resident of County	28	\$1,287,900.00	
		Resident and Loss in County	7	\$129,300.00	
		Claim Loss in County	6	\$147,300.00	
		Totals:	41	\$1,564,500.00	
Franklin (Alabama)	6	<u>Claimant Type</u>	<u>Claims Paid</u>	<u>Amount Paid</u>	Payments in County  <ul style="list-style-type: none"> Resident
		Resident of County	6	\$62,300.00	
		Totals:	6	\$62,300.00	

GCCF Program Statistics - Overall Summary

(as of October 14, 2010, 5:05 PM ET)




County	Total Claims	Claimant Type	Claims Paid	Amount Paid	Payments in County
Franklin (Florida)	1,659	<u>Claimant Type</u>	<u>Claims Paid</u>	<u>Amount Paid</u>	Payments in County
		Resident of County	29	\$310,800.00	
		Resident and Loss in County	969	\$12,201,100.00	
		Claim Loss in County	107	\$1,474,400.00	
		Totals:	1,105	\$13,986,300.00	
Franklin (Louisiana)	5	<u>Claimant Type</u>	<u>Claims Paid</u>	<u>Amount Paid</u>	Payments in County
		Resident of County	2	\$31,200.00	
		Totals:	2	\$31,200.00	
Franklin (Mississippi)	6	<u>Claimant Type</u>	<u>Claims Paid</u>	<u>Amount Paid</u>	Payments in County
		Claim Loss in County	1	\$14,600.00	
		Totals:	1	\$14,600.00	
Gadsden (Florida)	41	<u>Claimant Type</u>	<u>Claims Paid</u>	<u>Amount Paid</u>	Payments in County
		Resident of County	8	\$150,900.00	
		Resident and Loss in County	2	\$44,200.00	
		Claim Loss in County	1	\$7,000.00	
		Totals:	11	\$202,100.00	
Galveston (Texas)	858	<u>Claimant Type</u>	<u>Claims Paid</u>	<u>Amount Paid</u>	Payments in County
		Resident of County	107	\$3,033,600.00	
		Resident and Loss in County	290	\$7,398,600.00	
		Claim Loss in County	103	\$1,812,200.00	
		Totals:	500	\$12,244,400.00	

GCCF Program Statistics - Overall Summary (as of October 14, 2010, 5:05 PM ET)

County	Total Claims	Claimant Type	Claims Paid	Amount Paid	Payments in County
Geneva (Alabama)	32	<u>Claimant Type</u>	<u>Claims Paid</u>	<u>Amount Paid</u>	Payments in County  Resident
		Resident of County	8	\$95,100.00	
		Totals:	8	\$95,100.00	
		George (Mississippi)	197	<u>Claimant Type</u>	
Resident of County	31			\$699,800.00	
Resident and Loss in County	15			\$640,200.00	
Claim Loss in County	3			\$87,400.00	
Totals:	49			\$1,427,400.00	
Grant (Louisiana)	9	<u>Claimant Type</u>	<u>Claims Paid</u>	<u>Amount Paid</u>	Payments in County  Resident Both
		Resident of County	1	\$15,500.00	
		Resident and Loss in County	1	\$15,000.00	
		Totals:	2	\$30,500.00	
Grayson (Texas)	3	<u>Claimant Type</u>	<u>Claims Paid</u>	<u>Amount Paid</u>	Payments in County  Resident Loss
		Resident of County	1	\$8,300.00	
		Claim Loss in County	1	\$2,700.00	
		Totals:	2	\$11,000.00	
Greene (Alabama)	5	<u>Claimant Type</u>	<u>Claims Paid</u>	<u>Amount Paid</u>	Payments in County  Resident
		Resident of County	4	\$22,900.00	
		Totals:	4	\$22,900.00	

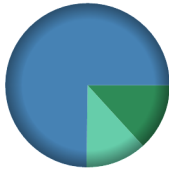


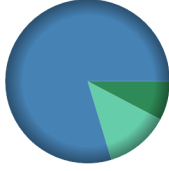
GCCF Program Statistics - Overall Summary

(as of October 14, 2010, 5:05 PM ET)

County	Total Claims	Claimant Type	Claims Paid	Amount Paid	Payments in County	
Greene (Mississippi)	57	<u>Claimant Type</u>	<u>Claims Paid</u>	<u>Amount Paid</u>	Payments in County 	
		Resident of County	3	\$16,900.00		Resident
		Resident and Loss in County	3	\$18,900.00		Both
		Totals:	6	\$35,800.00		
Gregg (Texas)	5	<u>Claimant Type</u>	<u>Claims Paid</u>	<u>Amount Paid</u>	Payments in County 	
		Resident of County	3	\$25,600.00		Resident
		Totals:	3	\$25,600.00		
		Guadalupe (Texas)	2	<u>Claimant Type</u>		<u>Claims Paid</u>
Resident of County	2			\$42,600.00	Resident	
Totals:	2			\$42,600.00		
Gulf (Florida)	886			<u>Claimant Type</u>	<u>Claims Paid</u>	<u>Amount Paid</u>
		Resident of County	66	\$901,900.00	Resident	
		Resident and Loss in County	274	\$6,404,100.00	Loss	
		Claim Loss in County	83	\$1,157,800.00	Both	
		Totals:	423	\$8,463,800.00		
Hale (Alabama)	12	<u>Claimant Type</u>	<u>Claims Paid</u>	<u>Amount Paid</u>	Payments in County 	
		Resident of County	6	\$92,200.00		Resident
		Resident and Loss in County	1	\$100,000.00		Both
		Totals:	7	\$192,200.00		

GCCF Program Statistics - Overall Summary

(as of October 14, 2010, 5:05 PM ET)

County	Total Claims	Claimant Type	Claims Paid	Amount Paid	Payments in County
Hancock (Mississippi)	1,751	<u>Claimant Type</u>	<u>Claims Paid</u>	<u>Amount Paid</u>	Payments in County  <ul style="list-style-type: none"> ■ Resident ■ Loss ■ Both
		Resident of County	116	\$2,275,400.00	
		Resident and Loss in County	518	\$12,856,400.00	
		Claim Loss in County	96	\$2,056,900.00	
Totals:	730	\$17,188,700.00			
Hardee (Florida)	1	<u>Claimant Type</u>	<u>Claims Paid</u>	<u>Amount Paid</u>	Payments in County  <ul style="list-style-type: none"> ■ Resident
		Resident of County	1	\$15,000.00	
		Totals:	1	\$15,000.00	
Hardin (Texas)	4	<u>Claimant Type</u>	<u>Claims Paid</u>	<u>Amount Paid</u>	Payments in County  <ul style="list-style-type: none"> ■ Both
		Resident and Loss in County	1	\$10,000.00	
		Totals:	1	\$10,000.00	
Harris (Texas)	1,277	<u>Claimant Type</u>	<u>Claims Paid</u>	<u>Amount Paid</u>	Payments in County  <ul style="list-style-type: none"> ■ Resident ■ Loss ■ Both
		Resident of County	290	\$14,275,900.00	
		Resident and Loss in County	130	\$3,578,200.00	
		Claim Loss in County	95	\$1,750,200.00	
Totals:	515	\$19,604,300.00			
Harrison (Mississippi)	13,362	<u>Claimant Type</u>	<u>Claims Paid</u>	<u>Amount Paid</u>	Payments in County  <ul style="list-style-type: none"> ■ Resident ■ Loss ■ Both
		Resident of County	302	\$5,853,336.50	
		Resident and Loss in County	2,878	\$60,544,200.00	
		Claim Loss in County	568	\$9,593,800.00	
Totals:	3,748	\$75,991,336.50			

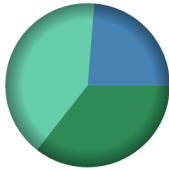

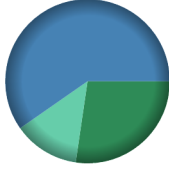

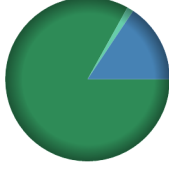
GCCF Program Statistics - Overall Summary

(as of October 14, 2010, 5:05 PM ET)

County	Total Claims	Claimant Type	Claims Paid	Amount Paid	Payments in County
Harrison (Texas)	1	<u>Claimant Type</u>	<u>Claims Paid</u>	<u>Amount Paid</u>	Payments in County  Resident
		Resident of County	1	\$10,400.00	
		Totals:	1	\$10,400.00	
Hays (Texas)	7	<u>Claimant Type</u>	<u>Claims Paid</u>	<u>Amount Paid</u>	Payments in County  Resident
		Resident of County	1	\$25,500.00	
		Totals:	1	\$25,500.00	
Hendry (Florida)	6	<u>Claimant Type</u>	<u>Claims Paid</u>	<u>Amount Paid</u>	Payments in County  Resident
		Resident of County	1	\$24,000.00	
		Totals:	1	\$24,000.00	
Henry (Alabama)	6	<u>Claimant Type</u>	<u>Claims Paid</u>	<u>Amount Paid</u>	Payments in County  Resident
		Resident of County	2	\$11,600.00	
		Totals:	2	\$11,600.00	
Hernando (Florida)	122	<u>Claimant Type</u>	<u>Claims Paid</u>	<u>Amount Paid</u>	Payments in County  Resident Loss Both
		Resident of County	20	\$347,300.00	
		Resident and Loss in County	34	\$925,700.00	
		Claim Loss in County	12	\$272,900.00	
		Totals:	66	\$1,545,900.00	


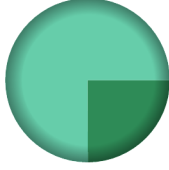
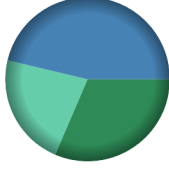
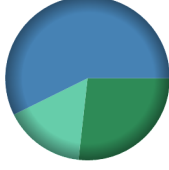
GCCF Program Statistics - Overall Summary

(as of October 14, 2010, 5:05 PM ET)

County	Total Claims	Claimant Type	Claims Paid	Amount Paid	Payments in County
Hidalgo (Texas)	8	<u>Claimant Type</u>	<u>Claims Paid</u>	<u>Amount Paid</u>	Payments in County  <ul style="list-style-type: none"> ■ Resident ■ Loss ■ Both
		Resident of County	2	\$9,000.00	
		Resident and Loss in County	1	\$6,000.00	
		Claim Loss in County	1	\$10,300.00	
Totals:	4	\$25,300.00			
Hill (Texas)	2	<u>Claimant Type</u>	<u>Claims Paid</u>	<u>Amount Paid</u>	Payments in County  <ul style="list-style-type: none"> ■ Resident
		Resident of County	1	\$21,600.00	
		Totals:	1	\$21,600.00	
Hillsborough (Florida)	386	<u>Claimant Type</u>	<u>Claims Paid</u>	<u>Amount Paid</u>	Payments in County  <ul style="list-style-type: none"> ■ Resident ■ Loss ■ Both
		Resident of County	45	\$762,600.00	
		Resident and Loss in County	69	\$1,667,400.00	
		Claim Loss in County	7	\$362,600.00	
Totals:	121	\$2,792,600.00			
Hinds (Mississippi)	82	<u>Claimant Type</u>	<u>Claims Paid</u>	<u>Amount Paid</u>	Payments in County  <ul style="list-style-type: none"> ■ Resident ■ Loss ■ Both
		Resident of County	15	\$154,500.00	
		Resident and Loss in County	1	\$2,800.00	
		Claim Loss in County	4	\$103,200.00	
Totals:	20	\$260,500.00			
Holmes (Florida)	198	<u>Claimant Type</u>	<u>Claims Paid</u>	<u>Amount Paid</u>	Payments in County  <ul style="list-style-type: none"> ■ Resident ■ Loss ■ Both
		Resident of County	67	\$717,700.00	
		Resident and Loss in County	11	\$135,300.00	
		Claim Loss in County	2	\$11,100.00	
Totals:	80	\$864,100.00			




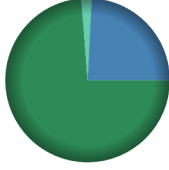

GCCF Program Statistics - Overall Summary

(as of October 14, 2010, 5:05 PM ET)

County	Total Claims	Claimant Type	Claims Paid	Amount Paid	Payments in County
Hopkins (Texas)	1	<u>Claimant Type</u>	<u>Claims Paid</u>	<u>Amount Paid</u>	Payments in County  <ul style="list-style-type: none"> Resident
		Resident of County	1	\$9,700.00	
		Totals:	1	\$9,700.00	
		Houston (Alabama)	78	<u>Claimant Type</u>	
Resident of County	24			\$163,300.00	
Resident and Loss in County	2			\$138,900.00	
Totals:	26			\$302,200.00	
Humphreys (Mississippi)	3	<u>Claimant Type</u>	<u>Claims Paid</u>	<u>Amount Paid</u>	Payments in County  <ul style="list-style-type: none"> Resident Loss
		Resident of County	1	\$9,300.00	
		Claim Loss in County	1	\$28,000.00	
		Totals:	2	\$37,300.00	
Iberia (Louisiana)	659	<u>Claimant Type</u>	<u>Claims Paid</u>	<u>Amount Paid</u>	Payments in County  <ul style="list-style-type: none"> Resident Loss Both
		Resident of County	99	\$3,310,400.00	
		Resident and Loss in County	193	\$4,872,000.00	
		Claim Loss in County	84	\$2,343,300.00	
Totals:	376	\$10,525,700.00			
Iberville (Louisiana)	104	<u>Claimant Type</u>	<u>Claims Paid</u>	<u>Amount Paid</u>	Payments in County  <ul style="list-style-type: none"> Resident Loss Both
		Resident of County	9	\$270,200.00	
		Resident and Loss in County	20	\$578,800.00	
		Claim Loss in County	5	\$160,900.00	
Totals:	34	\$1,009,900.00			

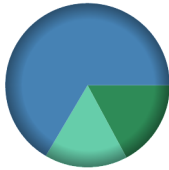




GCCF Program Statistics - Overall Summary

(as of October 14, 2010, 5:05 PM ET)

County	Total Claims	Claimant Type	Claims Paid	Amount Paid	Payments in County
Indian River (Florida)	16	<u>Claimant Type</u>	<u>Claims Paid</u>	<u>Amount Paid</u>	Payments in County  <ul style="list-style-type: none"> ■ Resident ■ Both
		Resident of County	1	\$21,100.00	
		Resident and Loss in County	3	\$157,000.00	
		Totals:	4	\$178,100.00	
Itawamba (Mississippi)	1	<u>Claimant Type</u>	<u>Claims Paid</u>	<u>Amount Paid</u>	Payments in County  <ul style="list-style-type: none"> ■ Resident
		Resident of County	1	\$6,000.00	
		Totals:	1	\$6,000.00	
Jackson (Alabama)	14	<u>Claimant Type</u>	<u>Claims Paid</u>	<u>Amount Paid</u>	Payments in County  <ul style="list-style-type: none"> ■ Resident ■ Loss
		Resident of County	8	\$99,300.00	
		Claim Loss in County	1	\$14,500.00	
		Totals:	9	\$113,800.00	
Jackson (Florida)	150	<u>Claimant Type</u>	<u>Claims Paid</u>	<u>Amount Paid</u>	Payments in County  <ul style="list-style-type: none"> ■ Resident ■ Loss ■ Both
		Resident of County	20	\$292,800.00	
		Resident and Loss in County	3	\$96,000.00	
		Claim Loss in County	1	\$7,900.00	
		Totals:	24	\$396,700.00	
Jackson (Louisiana)	2	<u>Claimant Type</u>	<u>Claims Paid</u>	<u>Amount Paid</u>	Payments in County  <ul style="list-style-type: none"> ■ Resident ■ Both
		Resident of County	1	\$18,600.00	
		Resident and Loss in County	1	\$4,500.00	
		Totals:	2	\$23,100.00	

GCCF Program Statistics - Overall Summary

(as of October 14, 2010, 5:05 PM ET)






County	Total Claims	Claimant Type	Claims Paid	Amount Paid	Payments in County
Jackson (Mississippi)	5,172	<u>Claimant Type</u>	<u>Claims Paid</u>	<u>Amount Paid</u>	Payments in County  <ul style="list-style-type: none"> ■ Resident ■ Loss ■ Both
		Resident of County	396	\$6,116,700.00	
		Resident and Loss in County	810	\$23,711,558.36	
		Claim Loss in County	316	\$5,817,600.00	
Totals:	1,522	\$35,645,858.36			
Jasper (Mississippi)	29	<u>Claimant Type</u>	<u>Claims Paid</u>	<u>Amount Paid</u>	Payments in County  <ul style="list-style-type: none"> ■ Both
		Resident and Loss in County	1	\$25,500.00	
		Totals:	1	\$25,500.00	
Jasper (Texas)	8	<u>Claimant Type</u>	<u>Claims Paid</u>	<u>Amount Paid</u>	Payments in County  <ul style="list-style-type: none"> ■ Resident
		Resident of County	3	\$145,700.00	
		Totals:	3	\$145,700.00	
Jefferson (Alabama)	446	<u>Claimant Type</u>	<u>Claims Paid</u>	<u>Amount Paid</u>	Payments in County  <ul style="list-style-type: none"> ■ Resident ■ Loss ■ Both
		Resident of County	272	\$3,261,500.00	
		Resident and Loss in County	3	\$37,700.00	
		Claim Loss in County	2	\$54,800.00	
Totals:	277	\$3,354,000.00			
Jefferson (Florida)	10	<u>Claimant Type</u>	<u>Claims Paid</u>	<u>Amount Paid</u>	Payments in County  <ul style="list-style-type: none"> ■ Resident ■ Loss
		Resident of County	3	\$93,000.00	
		Claim Loss in County	1	\$6,000.00	
		Totals:	4	\$99,000.00	

GCCF Program Statistics - Overall Summary

(as of October 14, 2010, 5:05 PM ET)


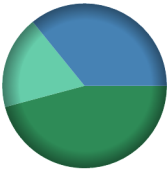

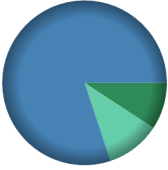
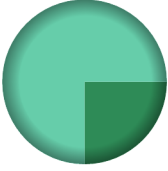
County	Total Claims	Claimant Type	Claims Paid	Amount Paid	Payments in County
Jefferson (Louisiana)	21,650				
		Resident of County	1,798	\$30,157,280.32	
		Resident and Loss in County	2,781	\$65,973,100.00	
		Claim Loss in County	1,112	\$19,613,785.21	
		Totals:	5,691	\$115,744,165.53	
Jefferson (Texas)	576				
		Resident of County	95	\$2,936,600.00	
		Resident and Loss in County	248	\$5,808,800.00	
		Claim Loss in County	47	\$1,092,100.00	
		Totals:	390	\$9,837,500.00	
Jefferson Davis (Louisiana)	35				
		Resident of County	4	\$48,600.00	
		Resident and Loss in County	8	\$231,500.00	
		Claim Loss in County	2	\$65,000.00	
		Totals:	14	\$345,100.00	
Jim Hogg (Texas)	1				
		Claim Loss in County	1	\$32,400.00	
		Totals:	1	\$32,400.00	
Jim Wells (Texas)	1				
		Resident and Loss in County	1	\$79,900.00	
		Totals:	1	\$79,900.00	

GCCF Program Statistics - Overall Summary (as of October 14, 2010, 5:05 PM ET)

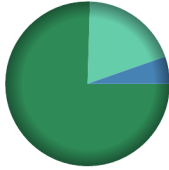




County	Count	Claimant Type	Claims Paid	Amount Paid	Payments in County
Johnson (Texas)	9	<u>Claimant Type</u>	<u>Claims Paid</u>	<u>Amount Paid</u>	Payments in County  <ul style="list-style-type: none"> Resident
		Resident of County	3	\$111,000.00	
		Totals:	3	\$111,000.00	
Jones (Mississippi)	97	<u>Claimant Type</u>	<u>Claims Paid</u>	<u>Amount Paid</u>	Payments in County  <ul style="list-style-type: none"> Resident Both
		Resident of County	10	\$184,900.00	
		Resident and Loss in County	1	\$50,000.00	
Totals:	11	\$234,900.00			
Kemper (Mississippi)	4	<u>Claimant Type</u>	<u>Claims Paid</u>	<u>Amount Paid</u>	Payments in County  <ul style="list-style-type: none"> Loss
		Claim Loss in County	2	\$108,800.00	
		Totals:	2	\$108,800.00	
Kendall (Texas)	2	<u>Claimant Type</u>	<u>Claims Paid</u>	<u>Amount Paid</u>	Payments in County  <ul style="list-style-type: none"> Resident
		Resident of County	2	\$15,700.00	
		Totals:	2	\$15,700.00	
Kleberg (Texas)	1	<u>Claimant Type</u>	<u>Claims Paid</u>	<u>Amount Paid</u>	Payments in County  <ul style="list-style-type: none"> Resident
		Resident of County	1	\$32,400.00	
		Totals:	1	\$32,400.00	

GCCF Program Statistics - Overall Summary

(as of October 14, 2010, 5:05 PM ET)

Lafayette (Florida)	4	<u>Claimant Type</u>	<u>Claims Paid</u>	<u>Amount Paid</u>	Payments in County  Both
		Resident and Loss in County	1	\$226,700.00	
		Totals:	1	\$226,700.00	
Lafayette (Louisiana)	836	<u>Claimant Type</u>	<u>Claims Paid</u>	<u>Amount Paid</u>	Payments in County  Resident Loss Both
		Resident of County	170	\$4,343,700.00	
		Resident and Loss in County	108	\$3,396,000.00	
		Claim Loss in County	67	\$1,733,900.00	
		Totals:	345	\$9,473,600.00	
Lafayette (Mississippi)	9	<u>Claimant Type</u>	<u>Claims Paid</u>	<u>Amount Paid</u>	Payments in County  Resident
		Resident of County	6	\$76,000.00	
		Totals:	6	\$76,000.00	
Lafourche (Louisiana)	2,059	<u>Claimant Type</u>	<u>Claims Paid</u>	<u>Amount Paid</u>	Payments in County  Resident Loss Both
		Resident of County	162	\$3,761,600.00	
		Resident and Loss in County	928	\$32,641,800.00	
		Claim Loss in County	185	\$4,346,380.32	
		Totals:	1,275	\$40,749,780.32	
Lake (Florida)	25	<u>Claimant Type</u>	<u>Claims Paid</u>	<u>Amount Paid</u>	Payments in County  Resident Both
		Resident of County	6	\$45,900.00	
		Resident and Loss in County	5	\$137,900.00	
		Totals:	11	\$183,800.00	

GCCF Program Statistics - Overall Summary (as of October 14, 2010, 5:05 PM ET)

County	Total Claims	Claimant Type	Claims Paid	Amount Paid	Payments in County
Lamar (Mississippi)	107	<u>Claimant Type</u>	<u>Claims Paid</u>	<u>Amount Paid</u>	Payments in County  <ul style="list-style-type: none"> ■ Resident ■ Loss ■ Both
		Resident of County	8	\$133,900.00	
		Resident and Loss in County	1	\$9,500.00	
		Claim Loss in County	2	\$34,000.00	
Totals:	11	\$177,400.00			
Lamar (Texas)	1	<u>Claimant Type</u>	<u>Claims Paid</u>	<u>Amount Paid</u>	Payments in County  <ul style="list-style-type: none"> ■ Resident
		Resident of County	1	\$3,200.00	
		Totals:	1	\$3,200.00	
Lauderdale (Alabama)	21	<u>Claimant Type</u>	<u>Claims Paid</u>	<u>Amount Paid</u>	Payments in County  <ul style="list-style-type: none"> ■ Resident
		Resident of County	13	\$142,000.00	
		Totals:	13	\$142,000.00	
Lauderdale (Mississippi)	50	<u>Claimant Type</u>	<u>Claims Paid</u>	<u>Amount Paid</u>	Payments in County  <ul style="list-style-type: none"> ■ Resident
		Resident of County	15	\$150,100.00	
		Totals:	15	\$150,100.00	
Lawrence (Alabama)	7	<u>Claimant Type</u>	<u>Claims Paid</u>	<u>Amount Paid</u>	Payments in County  <ul style="list-style-type: none"> ■ Resident ■ Loss
		Resident of County	2	\$21,200.00	
		Claim Loss in County	1	\$1,400.00	
		Totals:	3	\$22,600.00	


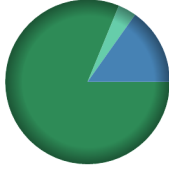
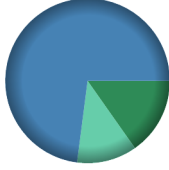
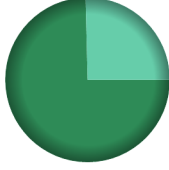

GCCF Program Statistics - Overall Summary

(as of October 14, 2010, 5:05 PM ET)

County	Count	Claimant Type	Claims Paid	Amount Paid	Payments in County
Lawrence (Mississippi)	61				 Legend: Loss (dark green), Both (light green)
		Resident and Loss in County	5	\$67,500.00	
		Claim Loss in County	2	\$18,500.00	
		Totals:	7	\$86,000.00	
Leake (Mississippi)	12				 Legend: Resident (dark green)
		Resident of County	2	\$63,000.00	
		Totals:	2	\$63,000.00	
Lee (Alabama)	62				 Legend: Resident (dark green)
		Resident of County	28	\$255,000.00	
		Totals:	28	\$255,000.00	
Lee (Florida)	500				 Legend: Resident (dark green), Loss (light green), Both (blue)
		Resident of County	13	\$528,100.00	
		Resident and Loss in County	47	\$1,536,100.00	
		Claim Loss in County	4	\$47,300.00	
Totals:	64	\$2,111,500.00			
Lee (Mississippi)	13				 Legend: Resident (dark green)
		Resident of County	7	\$84,700.00	
		Totals:	7	\$84,700.00	




GCCF Program Statistics - Overall Summary

(as of October 14, 2010, 5:05 PM ET)

County	Total Claims	Claimant Type	Claims Paid	Amount Paid	Payments in County
Leflore (Mississippi)	2	<u>Claimant Type</u>	<u>Claims Paid</u>	<u>Amount Paid</u>	Payments in County  <ul style="list-style-type: none"> Resident
		Resident of County	1	\$7,800.00	
		Totals:	1	\$7,800.00	
Leon (Florida)	288	<u>Claimant Type</u>	<u>Claims Paid</u>	<u>Amount Paid</u>	Payments in County  <ul style="list-style-type: none"> Resident Loss Both
		Resident of County	75	\$1,133,300.00	
		Resident and Loss in County	6	\$211,800.00	
		Claim Loss in County	4	\$50,300.00	
Totals:	85	\$1,395,400.00			
Levy (Florida)	131	<u>Claimant Type</u>	<u>Claims Paid</u>	<u>Amount Paid</u>	Payments in County  <ul style="list-style-type: none"> Resident Loss Both
		Resident of County	10	\$309,300.00	
		Resident and Loss in County	60	\$1,481,700.00	
		Claim Loss in County	7	\$239,900.00	
Totals:	77	\$2,030,900.00			
Liberty (Florida)	47	<u>Claimant Type</u>	<u>Claims Paid</u>	<u>Amount Paid</u>	Payments in County  <ul style="list-style-type: none"> Resident Both
		Resident of County	14	\$132,900.00	
		Resident and Loss in County	4	\$45,200.00	
		Totals:	18	\$178,100.00	
Liberty (Texas)	9	<u>Claimant Type</u>	<u>Claims Paid</u>	<u>Amount Paid</u>	Payments in County  <ul style="list-style-type: none"> Resident Both
		Resident of County	1	\$21,500.00	
		Resident and Loss in County	1	\$75,000.00	
		Totals:	2	\$96,500.00	





GCCF Program Statistics - Overall Summary

(as of October 14, 2010, 5:05 PM ET)

County	Total Claims	Claimant Type	Claims Paid	Amount Paid	Payments in County
Limestone (Alabama)	39	<u>Claimant Type</u>	<u>Claims Paid</u>	<u>Amount Paid</u>	Payments in County  Resident
		Resident of County	26	\$409,900.00	
		Totals:	26	\$409,900.00	
		Lincoln (Louisiana)	15	<u>Claimant Type</u>	
Resident of County	4			\$133,100.00	
Totals:	4			\$133,100.00	
Lincoln (Mississippi)	23			<u>Claimant Type</u>	<u>Claims Paid</u>
		Resident of County	4	\$112,400.00	
		Resident and Loss in County	1	\$22,200.00	
		Claim Loss in County	1	\$100,000.00	
		Totals:	6	\$234,600.00	
Livingston (Louisiana)	191	<u>Claimant Type</u>	<u>Claims Paid</u>	<u>Amount Paid</u>	Payments in County  Resident Loss Both
		Resident of County	42	\$1,001,200.00	
		Resident and Loss in County	20	\$924,700.00	
		Claim Loss in County	3	\$63,000.00	
		Totals:	65	\$1,988,900.00	
Lowndes (Mississippi)	28	<u>Claimant Type</u>	<u>Claims Paid</u>	<u>Amount Paid</u>	Payments in County  Resident Both
		Resident of County	10	\$102,500.00	
		Resident and Loss in County	1	\$2,400.00	
		Totals:	11	\$104,900.00	

GCCF Program Statistics - Overall Summary

(as of October 14, 2010, 5:05 PM ET)

County	Total Claims	Claimant Type	Claims Paid	Amount Paid	Payments in County
Lubbock (Texas)	3	<u>Claimant Type</u>	<u>Claims Paid</u>	<u>Amount Paid</u>	Payments in County  <ul style="list-style-type: none"> Resident
		Resident of County	1	\$2,400.00	
		Totals:	1	\$2,400.00	
Macon (Alabama)	3	<u>Claimant Type</u>	<u>Claims Paid</u>	<u>Amount Paid</u>	Payments in County  <ul style="list-style-type: none"> Resident
		Resident of County	1	\$5,000.00	
		Totals:	1	\$5,000.00	
Madison (Alabama)	191	<u>Claimant Type</u>	<u>Claims Paid</u>	<u>Amount Paid</u>	Payments in County  <ul style="list-style-type: none"> Resident Loss Both
		Resident of County	119	\$1,518,000.00	
		Resident and Loss in County	1	\$48,000.00	
		Claim Loss in County	1	\$3,000.00	
		Totals:	121	\$1,569,000.00	
Madison (Florida)	6	<u>Claimant Type</u>	<u>Claims Paid</u>	<u>Amount Paid</u>	Payments in County  <ul style="list-style-type: none"> Resident Loss
		Resident of County	1	\$2,100.00	
		Claim Loss in County	1	\$1,200.00	
Totals:	2	\$3,300.00			
Madison (Louisiana)	1	<u>Claimant Type</u>	<u>Claims Paid</u>	<u>Amount Paid</u>	Payments in County  <ul style="list-style-type: none"> Resident
		Resident of County	1	\$16,200.00	
		Totals:	1	\$16,200.00	

GCCF Program Statistics - Overall Summary

(as of October 14, 2010, 5:05 PM ET)

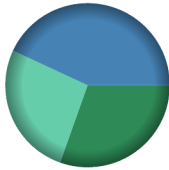

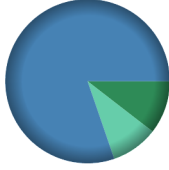

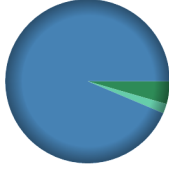
County	Total Claims	Claimant Type	Claims Paid	Amount Paid	Payments in County
Madison (Mississippi)	68	<u>Claimant Type</u>	<u>Claims Paid</u>	<u>Amount Paid</u>	Payments in County  <ul style="list-style-type: none"> ■ Resident ■ Both
		Resident of County	28	\$306,600.00	
		Resident and Loss in County	3	\$52,400.00	
		Totals:	31	\$359,000.00	
Manatee (Florida)	180	<u>Claimant Type</u>	<u>Claims Paid</u>	<u>Amount Paid</u>	Payments in County  <ul style="list-style-type: none"> ■ Resident ■ Loss ■ Both
		Resident of County	14	\$396,000.00	
		Resident and Loss in County	28	\$1,112,400.00	
		Claim Loss in County	7	\$255,800.00	
Totals:	49	\$1,764,200.00			
Marengo (Alabama)	17	<u>Claimant Type</u>	<u>Claims Paid</u>	<u>Amount Paid</u>	Payments in County  <ul style="list-style-type: none"> ■ Resident
		Resident of County	11	\$83,200.00	
		Totals:	11	\$83,200.00	
Marion (Alabama)	4	<u>Claimant Type</u>	<u>Claims Paid</u>	<u>Amount Paid</u>	Payments in County  <ul style="list-style-type: none"> ■ Resident
		Resident of County	1	\$1,200.00	
		Totals:	1	\$1,200.00	
Marion (Florida)	40	<u>Claimant Type</u>	<u>Claims Paid</u>	<u>Amount Paid</u>	Payments in County  <ul style="list-style-type: none"> ■ Resident ■ Loss ■ Both
		Resident of County	9	\$106,000.00	
		Resident and Loss in County	1	\$35,400.00	
		Claim Loss in County	1	\$26,000.00	
Totals:	11	\$167,400.00			

GCCF Program Statistics - Overall Summary (as of October 14, 2010, 5:05 PM ET)

County	Total Claims	Claimant Type	Claims Paid	Amount Paid	Payments in County
Marion (Mississippi)	161	<u>Claimant Type</u>	<u>Claims Paid</u>	<u>Amount Paid</u>	<ul style="list-style-type: none"> Resident Loss Both
		Resident of County	5	\$125,600.00	
		Resident and Loss in County	6	\$135,300.00	
		Claim Loss in County	1	\$18,000.00	
Totals:	12	\$278,900.00			
Marshall (Alabama)	44	<u>Claimant Type</u>	<u>Claims Paid</u>	<u>Amount Paid</u>	<ul style="list-style-type: none"> Resident Both
		Resident of County	23	\$294,700.00	
		Resident and Loss in County	1	\$37,200.00	
		Totals:	24	\$331,900.00	
Martin (Florida)	20	<u>Claimant Type</u>	<u>Claims Paid</u>	<u>Amount Paid</u>	<ul style="list-style-type: none"> Resident Both
		Resident of County	1	\$2,200.00	
		Resident and Loss in County	5	\$109,500.00	
		Totals:	6	\$111,700.00	
Matagorda (Texas)	151	<u>Claimant Type</u>	<u>Claims Paid</u>	<u>Amount Paid</u>	<ul style="list-style-type: none"> Resident Loss Both
		Resident of County	12	\$320,900.00	
		Resident and Loss in County	57	\$2,643,800.00	
		Claim Loss in County	11	\$806,400.00	
Totals:	80	\$3,771,100.00			
McLennan (Texas)	12	<u>Claimant Type</u>	<u>Claims Paid</u>	<u>Amount Paid</u>	<ul style="list-style-type: none"> Resident
		Resident of County	6	\$168,500.00	
		Totals:	6	\$168,500.00	






GCCF Program Statistics - Overall Summary

(as of October 14, 2010, 5:05 PM ET)

County	Total Claims	Claimant Type	Claims Paid	Amount Paid	Payments in County
Miami-dade (Florida)	296	<u>Claimant Type</u>	<u>Claims Paid</u>	<u>Amount Paid</u>	Payments in County  <ul style="list-style-type: none"> ■ Resident ■ Loss ■ Both
		Resident of County	16	\$302,900.00	
		Resident and Loss in County	12	\$428,700.00	
		Claim Loss in County	9	\$263,900.00	
Totals:	37	\$995,500.00			
Milam (Texas)	1	<u>Claimant Type</u>	<u>Claims Paid</u>	<u>Amount Paid</u>	Payments in County  <ul style="list-style-type: none"> ■ Resident
		Resident of County	1	\$5,800.00	
		Totals:	1	\$5,800.00	
Mobile (Alabama)	12,889	<u>Claimant Type</u>	<u>Claims Paid</u>	<u>Amount Paid</u>	Payments in County  <ul style="list-style-type: none"> ■ Resident ■ Loss ■ Both
		Resident of County	628	\$10,100,165.00	
		Resident and Loss in County	3,781	\$77,236,400.00	
		Claim Loss in County	391	\$8,895,100.00	
Totals:	4,800	\$96,231,665.00			
Monroe (Alabama)	69	<u>Claimant Type</u>	<u>Claims Paid</u>	<u>Amount Paid</u>	Payments in County  <ul style="list-style-type: none"> ■ Resident ■ Both
		Resident of County	34	\$614,700.00	
		Resident and Loss in County	11	\$150,400.00	
		Totals:	45	\$765,100.00	
Monroe (Florida)	1,265	<u>Claimant Type</u>	<u>Claims Paid</u>	<u>Amount Paid</u>	Payments in County  <ul style="list-style-type: none"> ■ Resident ■ Loss ■ Both
		Resident of County	14	\$444,300.00	
		Resident and Loss in County	300	\$9,286,500.00	
		Claim Loss in County	11	\$188,300.00	
Totals:	325	\$9,919,100.00			

GCCF Program Statistics - Overall Summary

(as of October 14, 2010, 5:05 PM ET)

County	Total Claims	Claimant Type	Claims Paid	Amount Paid	Payments in County
Monroe (Mississippi)	11	<u>Claimant Type</u>	<u>Claims Paid</u>	<u>Amount Paid</u>	Payments in County  <ul style="list-style-type: none"> Resident
		Resident of County	8	\$94,400.00	
		Totals:	8	\$94,400.00	
Montgomery (Alabama)	167	<u>Claimant Type</u>	<u>Claims Paid</u>	<u>Amount Paid</u>	Payments in County  <ul style="list-style-type: none"> Resident Both
		Resident of County	79	\$1,070,100.00	
		Resident and Loss in County	3	\$241,700.00	
Totals:	82	\$1,311,800.00			
Montgomery (Mississippi)	1	<u>Claimant Type</u>	<u>Claims Paid</u>	<u>Amount Paid</u>	Payments in County  <ul style="list-style-type: none"> Resident
		Resident of County	1	\$20,000.00	
		Totals:	1	\$20,000.00	
Montgomery (Texas)	73	<u>Claimant Type</u>	<u>Claims Paid</u>	<u>Amount Paid</u>	Payments in County  <ul style="list-style-type: none"> Resident Both
		Resident of County	17	\$312,600.00	
		Resident and Loss in County	2	\$70,700.00	
Totals:	19	\$383,300.00			
Morgan (Alabama)	69	<u>Claimant Type</u>	<u>Claims Paid</u>	<u>Amount Paid</u>	Payments in County  <ul style="list-style-type: none"> Resident
		Resident of County	44	\$520,000.00	
		Totals:	44	\$520,000.00	


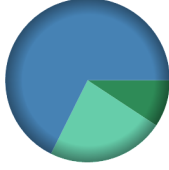


GCCF Program Statistics - Overall Summary

(as of October 14, 2010, 5:05 PM ET)

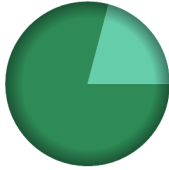
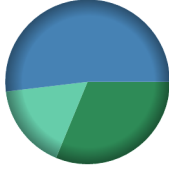
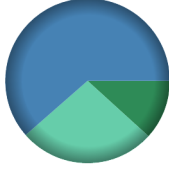

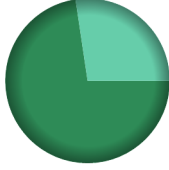
County	Total Claims	Claimant Type	Claims Paid	Amount Paid	Payments in County
Nacogdoches (Texas)	12	<u>Claimant Type</u>	<u>Claims Paid</u>	<u>Amount Paid</u>	Payments in County 
		Resident of County	1	\$41,600.00	
		Claim Loss in County	4	\$250,400.00	
		Totals:	5	\$292,000.00	
Nassau (Florida)	9	<u>Claimant Type</u>	<u>Claims Paid</u>	<u>Amount Paid</u>	Payments in County 
		Resident of County	2	\$58,700.00	
		Resident and Loss in County	2	\$31,100.00	
		Claim Loss in County	1	\$53,300.00	
Totals:	5	\$143,100.00			
Natchitoches (Louisiana)	8	<u>Claimant Type</u>	<u>Claims Paid</u>	<u>Amount Paid</u>	Payments in County 
		Resident of County	3	\$61,000.00	
		Resident and Loss in County	2	\$48,400.00	
		Totals:	5	\$109,400.00	
Neshoba (Mississippi)	22	<u>Claimant Type</u>	<u>Claims Paid</u>	<u>Amount Paid</u>	Payments in County 
		Resident of County	1	\$138,900.00	
		Claim Loss in County	1	\$74,000.00	
		Totals:	2	\$212,900.00	
Newton (Mississippi)	7	<u>Claimant Type</u>	<u>Claims Paid</u>	<u>Amount Paid</u>	Payments in County 
		Resident of County	2	\$80,000.00	
		Totals:	2	\$80,000.00	

GCCF Program Statistics - Overall Summary

(as of October 14, 2010, 5:05 PM ET)

County	Total Claims	Claimant Type	Claims Paid	Amount Paid	Payments in County
Noxubee (Mississippi)	7	<u>Claimant Type</u>	<u>Claims Paid</u>	<u>Amount Paid</u>	Payments in County  Resident
		Resident of County	1	\$8,800.00	
		Totals:	1	\$8,800.00	
		Nueces (Texas)	35	<u>Claimant Type</u>	
Resident of County	3			\$47,800.00	
Resident and Loss in County	3			\$73,900.00	
Claim Loss in County	1			\$15,200.00	
Totals:	7	\$136,900.00			
Okaloosa (Florida)	13,446	<u>Claimant Type</u>	<u>Claims Paid</u>	<u>Amount Paid</u>	Payments in County  Resident Loss Both
		Resident of County	860	\$12,480,800.00	
		Resident and Loss in County	4,625	\$90,924,000.00	
		Claim Loss in County	2,315	\$30,975,100.00	
Totals:	7,800	\$134,379,900.00			
Okeechobee (Florida)	5	<u>Claimant Type</u>	<u>Claims Paid</u>	<u>Amount Paid</u>	Payments in County  Loss
		Claim Loss in County	1	\$5,000.00	
		Totals:	1	\$5,000.00	
Oktibbeha (Mississippi)	14	<u>Claimant Type</u>	<u>Claims Paid</u>	<u>Amount Paid</u>	Payments in County  Resident
		Resident of County	8	\$98,800.00	
		Totals:	8	\$98,800.00	

GCCF Program Statistics - Overall Summary (as of October 14, 2010, 5:05 PM ET)



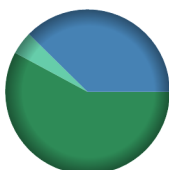
County	Total Claims	Claimant Type	Claims Paid	Amount Paid	Payments in County
Orange (Florida)	181	<u>Claimant Type</u>	<u>Claims Paid</u>	<u>Amount Paid</u>	Payments in County  <ul style="list-style-type: none"> ■ Resident ■ Both
		Resident of County	42	\$701,400.00	
		Resident and Loss in County	6	\$185,000.00	
		Totals:	48	\$886,400.00	
Orange (Texas)	69	<u>Claimant Type</u>	<u>Claims Paid</u>	<u>Amount Paid</u>	Payments in County  <ul style="list-style-type: none"> ■ Resident ■ Loss ■ Both
		Resident of County	18	\$245,700.00	
		Resident and Loss in County	16	\$407,900.00	
		Claim Loss in County	5	\$132,500.00	
Totals:	39	\$786,100.00			
Orleans (Louisiana)	29,706	<u>Claimant Type</u>	<u>Claims Paid</u>	<u>Amount Paid</u>	Payments in County  <ul style="list-style-type: none"> ■ Resident ■ Loss ■ Both
		Resident of County	885	\$14,364,700.00	
		Resident and Loss in County	4,924	\$75,253,000.00	
		Claim Loss in County	2,100	\$32,859,100.00	
Totals:	7,909	\$122,476,800.00			
Osceola (Florida)	13	<u>Claimant Type</u>	<u>Claims Paid</u>	<u>Amount Paid</u>	Payments in County  <ul style="list-style-type: none"> ■ Resident
		Resident of County	3	\$27,400.00	
		Totals:	3	\$27,400.00	
Ouachita (Louisiana)	63	<u>Claimant Type</u>	<u>Claims Paid</u>	<u>Amount Paid</u>	Payments in County  <ul style="list-style-type: none"> ■ Resident ■ Both
		Resident of County	20	\$278,000.00	
		Resident and Loss in County	4	\$104,600.00	
		Totals:	24	\$382,600.00	

GCCF Program Statistics - Overall Summary

(as of October 14, 2010, 5:05 PM ET)

County	Total Claims	Claimant Type	Claims Paid	Amount Paid	Payments in County
Palm Beach (Florida)	114	<u>Claimant Type</u>	<u>Claims Paid</u>	<u>Amount Paid</u>	Payments in County
		Resident of County	10	\$168,700.00	
		Resident and Loss in County	8	\$447,500.00	
		Claim Loss in County	3	\$25,900.00	
Totals:	21	\$642,100.00			
Panola (Mississippi)	3	<u>Claimant Type</u>	<u>Claims Paid</u>	<u>Amount Paid</u>	Payments in County
		Resident of County	2	\$14,700.00	
		Totals:	2	\$14,700.00	
Parker (Texas)	3	<u>Claimant Type</u>	<u>Claims Paid</u>	<u>Amount Paid</u>	Payments in County
		Resident of County	1	\$5,800.00	
		Totals:	1	\$5,800.00	
Pasco (Florida)	311	<u>Claimant Type</u>	<u>Claims Paid</u>	<u>Amount Paid</u>	Payments in County
		Resident of County	53	\$1,147,900.00	
		Resident and Loss in County	77	\$2,368,000.00	
		Claim Loss in County	10	\$184,400.00	
Totals:	140	\$3,700,300.00			
Pearl River (Mississippi)	369	<u>Claimant Type</u>	<u>Claims Paid</u>	<u>Amount Paid</u>	Payments in County
		Resident of County	78	\$1,318,200.00	
		Resident and Loss in County	16	\$570,700.00	
		Claim Loss in County	1	\$44,000.00	
Totals:	95	\$1,932,900.00			

GCCF Program Statistics - Overall Summary (as of October 14, 2010, 5:05 PM ET)

County	Total Claims	Claimant Type	Claims Paid	Amount Paid	Payments in County
Perry (Alabama)	3	<u>Claimant Type</u>	<u>Claims Paid</u>	<u>Amount Paid</u>	Payments in County  Loss
		Claim Loss in County	1	\$35,000.00	
		Totals:	1	\$35,000.00	
Perry (Mississippi)	32	<u>Claimant Type</u>	<u>Claims Paid</u>	<u>Amount Paid</u>	Payments in County  Resident Both
		Resident of County	2	\$71,600.00	
		Resident and Loss in County	3	\$44,200.00	
Totals:	5	\$115,800.00			
Pickens (Alabama)	10	<u>Claimant Type</u>	<u>Claims Paid</u>	<u>Amount Paid</u>	Payments in County  Resident
		Resident of County	4	\$52,800.00	
		Totals:	4	\$52,800.00	
Pike (Alabama)	21	<u>Claimant Type</u>	<u>Claims Paid</u>	<u>Amount Paid</u>	Payments in County  Resident
		Resident of County	4	\$28,000.00	
		Totals:	4	\$28,000.00	
Pike (Mississippi)	76	<u>Claimant Type</u>	<u>Claims Paid</u>	<u>Amount Paid</u>	Payments in County  Resident Loss Both
		Resident of County	13	\$153,800.00	
		Resident and Loss in County	1	\$100,000.00	
		Claim Loss in County	1	\$12,000.00	
Totals:	15	\$265,800.00			

GCCF Program Statistics - Overall Summary

(as of October 14, 2010, 5:05 PM ET)

County	Total Claims	Claimant Type	Claims Paid	Amount Paid	Payments in County
Pinellas (Florida)	1,329	<u>Claimant Type</u>	<u>Claims Paid</u>	<u>Amount Paid</u>	<p>Payments in County</p> <ul style="list-style-type: none"> Resident Loss Both
		Resident of County	39	\$1,308,900.00	
		Resident and Loss in County	169	\$4,154,100.00	
		Claim Loss in County	54	\$1,193,500.00	
		Totals:	262	\$6,656,500.00	
Plaquemines (Louisiana)	2,972	<u>Claimant Type</u>	<u>Claims Paid</u>	<u>Amount Paid</u>	<p>Payments in County</p> <ul style="list-style-type: none"> Resident Loss Both
		Resident of County	112	\$3,898,200.00	
		Resident and Loss in County	1,027	\$50,226,900.00	
		Claim Loss in County	533	\$17,170,700.00	
		Totals:	1,672	\$71,295,800.00	
Pointe Coupee (Louisiana)	25	<u>Claimant Type</u>	<u>Claims Paid</u>	<u>Amount Paid</u>	<p>Payments in County</p> <ul style="list-style-type: none"> Resident Both
		Resident of County	4	\$120,800.00	
		Resident and Loss in County	2	\$37,000.00	
		Totals:	6	\$157,800.00	
		Polk (Florida)	50	<u>Claimant Type</u>	
Resident of County	8			\$110,400.00	
Resident and Loss in County	5			\$145,000.00	
Claim Loss in County	1			\$9,200.00	
Totals:	14			\$264,600.00	
Polk (Texas)	4	<u>Claimant Type</u>	<u>Claims Paid</u>	<u>Amount Paid</u>	<p>Payments in County</p> <ul style="list-style-type: none"> Resident
		Resident of County	1	\$80,700.00	
		Totals:	1	\$80,700.00	






GCCF Program Statistics - Overall Summary

(as of October 14, 2010, 5:05 PM ET)

County	Total Claims	Claimant Type	Claims Paid	Amount Paid	Payments in County
Putnam (Florida)	9	<u>Claimant Type</u>	<u>Claims Paid</u>	<u>Amount Paid</u>	Payments in County  Both
		Resident and Loss in County	2	\$51,500.00	
		Totals:	2	\$51,500.00	
Randolph (Alabama)	7	<u>Claimant Type</u>	<u>Claims Paid</u>	<u>Amount Paid</u>	Payments in County  Resident
		Resident of County	4	\$50,300.00	
		Totals:	4	\$50,300.00	
Rankin (Mississippi)	55	<u>Claimant Type</u>	<u>Claims Paid</u>	<u>Amount Paid</u>	Payments in County  Resident
		Resident of County	21	\$414,000.00	
		Totals:	21	\$414,000.00	
Rapides (Louisiana)	91	<u>Claimant Type</u>	<u>Claims Paid</u>	<u>Amount Paid</u>	Payments in County  Resident Both
		Resident of County	16	\$313,800.00	
		Resident and Loss in County	5	\$309,800.00	
		Totals:	21	\$623,600.00	
Richland (Louisiana)	4	<u>Claimant Type</u>	<u>Claims Paid</u>	<u>Amount Paid</u>	Payments in County  Resident
		Resident of County	3	\$114,400.00	
		Totals:	3	\$114,400.00	

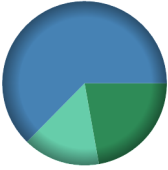


GCCF Program Statistics - Overall Summary

(as of October 14, 2010, 5:05 PM ET)

County	Total Claims	Claimant Type	Claims Paid	Amount Paid	Payments in County
Rockwall (Texas)	6	<u>Claimant Type</u>	<u>Claims Paid</u>	<u>Amount Paid</u>	Payments in County  Resident
		Resident of County	3	\$46,500.00	
		Totals:	3	\$46,500.00	
Russell (Alabama)	12	<u>Claimant Type</u>	<u>Claims Paid</u>	<u>Amount Paid</u>	Payments in County  Resident
		Resident of County	2	\$21,100.00	
		Totals:	2	\$21,100.00	
Sabine (Louisiana)	8	<u>Claimant Type</u>	<u>Claims Paid</u>	<u>Amount Paid</u>	Payments in County  Resident
		Resident of County	1	\$16,800.00	
		Totals:	1	\$16,800.00	
Sabine (Texas)	1	<u>Claimant Type</u>	<u>Claims Paid</u>	<u>Amount Paid</u>	Payments in County  Resident
		Resident of County	1	\$40,000.00	
		Totals:	1	\$40,000.00	
San Jacinto (Texas)	5	<u>Claimant Type</u>	<u>Claims Paid</u>	<u>Amount Paid</u>	Payments in County  Resident Loss
		Resident of County	2	\$49,200.00	
		Claim Loss in County	1	\$30,000.00	
		Totals:	3	\$79,200.00	

GCCF Program Statistics - Overall Summary

(as of October 14, 2010, 5:05 PM ET)

County	Total Claims	Claimant Type	Claims Paid	Amount Paid	Payments in County
San Patricio (Texas)	24	<u>Claimant Type</u>	<u>Claims Paid</u>	<u>Amount Paid</u>	Payments in County  Both
		Resident and Loss in County	3	\$115,300.00	
		Totals:	3	\$115,300.00	
		Santa Rosa (Florida)	4,771	<u>Claimant Type</u>	
Resident of County	589			\$7,888,000.00	
Resident and Loss in County	1,196			\$28,372,900.00	
Claim Loss in County	898			\$11,850,700.00	
Totals:	2,683			\$48,111,600.00	
Sarasota (Florida)	186	<u>Claimant Type</u>	<u>Claims Paid</u>	<u>Amount Paid</u>	Payments in County  Resident Loss Both
		Resident of County	6	\$59,900.00	
		Resident and Loss in County	6	\$169,000.00	
		Claim Loss in County	4	\$40,800.00	
		Totals:	16	\$269,700.00	
Scott (Mississippi)	22	<u>Claimant Type</u>	<u>Claims Paid</u>	<u>Amount Paid</u>	Payments in County  Resident
		Resident of County	6	\$58,000.00	
		Totals:	6	\$58,000.00	
Seminole (Florida)	40	<u>Claimant Type</u>	<u>Claims Paid</u>	<u>Amount Paid</u>	Payments in County  Resident
		Resident of County	12	\$169,000.00	
		Totals:	12	\$169,000.00	

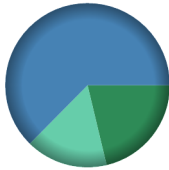


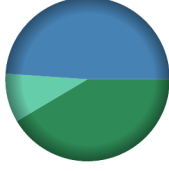
GCCF Program Statistics - Overall Summary

(as of October 14, 2010, 5:05 PM ET)

		<u>Claimant Type</u>	<u>Claims Paid</u>	<u>Amount Paid</u>	<u>Payments in County</u>
Sharkey (Mississippi)	1	Resident of County	1	\$4,800.00	 <ul style="list-style-type: none"> ■ Resident
		Totals:	1	\$4,800.00	
Shelby (Alabama)	180	Resident of County	108	\$1,300,700.00	 <ul style="list-style-type: none"> ■ Resident ■ Loss ■ Both
		Resident and Loss in County	2	\$23,500.00	
		Claim Loss in County	1	\$28,800.00	
		Totals:	111	\$1,353,000.00	
Simpson (Mississippi)	30	Resident of County	2	\$36,200.00	 <ul style="list-style-type: none"> ■ Resident
		Totals:	2	\$36,200.00	
Smith (Texas)	4	Resident of County	1	\$35,200.00	 <ul style="list-style-type: none"> ■ Resident
		Totals:	1	\$35,200.00	
St. Bernard (Louisiana)	2,305	Resident of County	244	\$4,271,000.00	 <ul style="list-style-type: none"> ■ Resident ■ Loss ■ Both
		Resident and Loss in County	622	\$22,077,100.00	
		Claim Loss in County	152	\$4,776,700.00	
		Totals:	1,018	\$31,124,800.00	

GCCF Program Statistics - Overall Summary

(as of October 14, 2010, 5:05 PM ET)

County	Total Claims	Claimant Type	Claims Paid	Amount Paid	Payments in County
St. Charles (Louisiana)	1,450	<u>Claimant Type</u>	<u>Claims Paid</u>	<u>Amount Paid</u>	Payments in County  <ul style="list-style-type: none"> ■ Resident ■ Loss ■ Both
		Resident of County	116	\$1,868,900.00	
		Resident and Loss in County	180	\$5,499,300.00	
		Claim Loss in County	73	\$1,414,400.00	
Totals:	369	\$8,782,600.00			
St. Clair (Alabama)	36	<u>Claimant Type</u>	<u>Claims Paid</u>	<u>Amount Paid</u>	Payments in County  <ul style="list-style-type: none"> ■ Resident
		Resident of County	23	\$332,000.00	
		Totals:	23	\$332,000.00	
St. Helena (Louisiana)	17	<u>Claimant Type</u>	<u>Claims Paid</u>	<u>Amount Paid</u>	Payments in County  <ul style="list-style-type: none"> ■ Resident ■ Loss
		Resident of County	3	\$50,500.00	
		Claim Loss in County	1	\$25,000.00	
		Totals:	4	\$75,500.00	
St. James (Louisiana)	181	<u>Claimant Type</u>	<u>Claims Paid</u>	<u>Amount Paid</u>	Payments in County  <ul style="list-style-type: none"> ■ Resident ■ Both
		Resident of County	7	\$187,800.00	
		Resident and Loss in County	8	\$201,500.00	
		Totals:	15	\$389,300.00	
St. John The Baptist (Louisiana)	1,489	<u>Claimant Type</u>	<u>Claims Paid</u>	<u>Amount Paid</u>	Payments in County  <ul style="list-style-type: none"> ■ Resident ■ Loss ■ Both
		Resident of County	64	\$922,000.00	
		Resident and Loss in County	34	\$1,087,300.00	
		Claim Loss in County	15	\$213,700.00	
		Totals:	113	\$2,223,000.00	




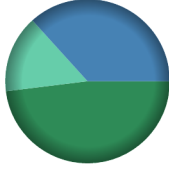
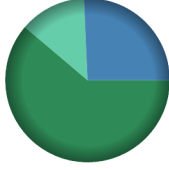
GCCF Program Statistics - Overall Summary (as of October 14, 2010, 5:05 PM ET)

County	Total Claims	Claimant Type	Claims Paid	Amount Paid	Payments in County
St. Johns (Florida)	27	<u>Claimant Type</u>	<u>Claims Paid</u>	<u>Amount Paid</u>	<ul style="list-style-type: none"> Resident Both
		Resident of County	7	\$133,500.00	
		Resident and Loss in County	4	\$76,500.00	
		Totals:	11	\$210,000.00	
St. Landry (Louisiana)	115	<u>Claimant Type</u>	<u>Claims Paid</u>	<u>Amount Paid</u>	<ul style="list-style-type: none"> Resident Loss Both
		Resident of County	18	\$394,100.00	
		Resident and Loss in County	13	\$438,400.00	
		Claim Loss in County	4	\$139,300.00	
Totals:	35	\$971,800.00			
St. Lucie (Florida)	18	<u>Claimant Type</u>	<u>Claims Paid</u>	<u>Amount Paid</u>	<ul style="list-style-type: none"> Resident Both
		Resident of County	3	\$66,500.00	
		Resident and Loss in County	1	\$60,000.00	
		Totals:	4	\$126,500.00	
St. Martin (Louisiana)	443	<u>Claimant Type</u>	<u>Claims Paid</u>	<u>Amount Paid</u>	<ul style="list-style-type: none"> Resident Loss Both
		Resident of County	44	\$1,086,600.00	
		Resident and Loss in County	158	\$3,675,950.00	
		Claim Loss in County	13	\$209,100.00	
Totals:	215	\$4,971,650.00			
St. Mary (Louisiana)	929	<u>Claimant Type</u>	<u>Claims Paid</u>	<u>Amount Paid</u>	<ul style="list-style-type: none"> Resident Loss Both
		Resident of County	90	\$2,202,500.00	
		Resident and Loss in County	290	\$7,728,200.00	
		Claim Loss in County	140	\$5,127,400.00	
Totals:	520	\$15,058,100.00			

GCCF Program Statistics - Overall Summary (as of October 14, 2010, 5:05 PM ET)

County	Total Claims	Claimant Type	Claims Paid	Amount Paid	Payments in County
St. Tammany (Louisiana)	3,112	<u>Claimant Type</u>	<u>Claims Paid</u>	<u>Amount Paid</u>	
		Resident of County	397	\$8,310,700.00	
		Resident and Loss in County	588	\$17,515,800.00	
		Claim Loss in County	172	\$3,985,065.00	
		Totals:	1,157	\$29,811,565.00	
Stone (Mississippi)	360	<u>Claimant Type</u>	<u>Claims Paid</u>	<u>Amount Paid</u>	
		Resident of County	50	\$956,200.00	
		Resident and Loss in County	14	\$619,900.00	
		Claim Loss in County	5	\$82,800.00	
		Totals:	69	\$1,658,900.00	
Sumter (Alabama)	5	<u>Claimant Type</u>	<u>Claims Paid</u>	<u>Amount Paid</u>	
		Resident of County	1	\$46,200.00	
		Totals:	1	\$46,200.00	
Sumter (Florida)	8	<u>Claimant Type</u>	<u>Claims Paid</u>	<u>Amount Paid</u>	
		Resident of County	4	\$63,300.00	
		Totals:	4	\$63,300.00	
Sunflower (Mississippi)	7	<u>Claimant Type</u>	<u>Claims Paid</u>	<u>Amount Paid</u>	
		Resident of County	2	\$22,600.00	
		Totals:	2	\$22,600.00	

GCCF Program Statistics - Overall Summary (as of October 14, 2010, 5:05 PM ET)

County	Total Claims	Claimant Type	Claims Paid	Amount Paid	Payments in County
Suwannee (Florida)	3	<u>Claimant Type</u>	<u>Claims Paid</u>	<u>Amount Paid</u>	Payments in County  <ul style="list-style-type: none"> Resident
		Resident of County	1	\$3,200.00	
		Totals:	1	\$3,200.00	
Talladega (Alabama)	29	<u>Claimant Type</u>	<u>Claims Paid</u>	<u>Amount Paid</u>	Payments in County  <ul style="list-style-type: none"> Resident
		Resident of County	20	\$117,700.00	
		Totals:	20	\$117,700.00	
Tallapoosa (Alabama)	20	<u>Claimant Type</u>	<u>Claims Paid</u>	<u>Amount Paid</u>	Payments in County  <ul style="list-style-type: none"> Resident
		Resident of County	7	\$52,300.00	
		Totals:	7	\$52,300.00	
Tangipahoa (Louisiana)	635	<u>Claimant Type</u>	<u>Claims Paid</u>	<u>Amount Paid</u>	Payments in County  <ul style="list-style-type: none"> Resident Loss Both
		Resident of County	91	\$2,271,600.00	
		Resident and Loss in County	82	\$1,734,800.00	
		Claim Loss in County	21	\$721,200.00	
		Totals:	194	\$4,727,600.00	
Tarrant (Texas)	131	<u>Claimant Type</u>	<u>Claims Paid</u>	<u>Amount Paid</u>	Payments in County  <ul style="list-style-type: none"> Resident Loss Both
		Resident of County	43	\$836,300.00	
		Resident and Loss in County	4	\$351,100.00	
		Claim Loss in County	4	\$178,700.00	
		Totals:	51	\$1,366,100.00	


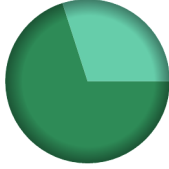



GCCF Program Statistics - Overall Summary

(as of October 14, 2010, 5:05 PM ET)

County	Total Claims	Claimant Type	Claims Paid	Amount Paid	Payments in County
Taylor (Florida)	52	<u>Claimant Type</u>	<u>Claims Paid</u>	<u>Amount Paid</u>	Payments in County
		Resident of County	6	\$178,900.00	
		Resident and Loss in County	26	\$766,800.00	
		Claim Loss in County	1	\$4,800.00	
Totals:	33	\$950,500.00			
Terrebonne (Louisiana)	3,689	<u>Claimant Type</u>	<u>Claims Paid</u>	<u>Amount Paid</u>	Payments in County
		Resident of County	138	\$3,519,685.21	
		Resident and Loss in County	1,889	\$54,742,600.00	
		Claim Loss in County	299	\$8,289,600.00	
Totals:	2,326	\$66,551,885.21			
Tishomingo (Mississippi)	1	<u>Claimant Type</u>	<u>Claims Paid</u>	<u>Amount Paid</u>	Payments in County
		Resident of County	1	\$2,100.00	
Totals:	1	\$2,100.00			
Travis (Texas)	50	<u>Claimant Type</u>	<u>Claims Paid</u>	<u>Amount Paid</u>	Payments in County
		Resident of County	10	\$121,400.00	
		Resident and Loss in County	1	\$15,000.00	
Totals:	11	\$136,400.00			
Tuscaloosa (Alabama)	154	<u>Claimant Type</u>	<u>Claims Paid</u>	<u>Amount Paid</u>	Payments in County
		Resident of County	86	\$885,400.00	
		Resident and Loss in County	2	\$22,000.00	
		Claim Loss in County	2	\$49,000.00	
Totals:	90	\$956,400.00			


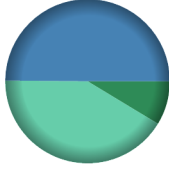
GCCF Program Statistics - Overall Summary

(as of October 14, 2010, 5:05 PM ET)

State	Total Claims	Claimant Type	Claims Paid	Amount Paid	Payments in County
Tyler (Texas)	3	<u>Claimant Type</u>	<u>Claims Paid</u>	<u>Amount Paid</u>	Payments in County  Resident
		Resident of County	3	\$28,000.00	
		Totals:	3	\$28,000.00	
Union (Louisiana)	8	<u>Claimant Type</u>	<u>Claims Paid</u>	<u>Amount Paid</u>	Payments in County  Resident Both
		Resident of County	2	\$95,500.00	
		Resident and Loss in County	1	\$40,800.00	
Totals:	3	\$136,300.00			
Unknown (Alabama)	79	<u>Claimant Type</u>	<u>Claims Paid</u>	<u>Amount Paid</u>	Payments in County  Resident
		Resident of County	33	\$1,000,800.00	
		Totals:	33	\$1,000,800.00	
Unknown (Florida)	79	<u>Claimant Type</u>	<u>Claims Paid</u>	<u>Amount Paid</u>	Payments in County  Resident
		Resident of County	31	\$713,600.00	
		Totals:	31	\$713,600.00	
Unknown (Louisiana)	158	<u>Claimant Type</u>	<u>Claims Paid</u>	<u>Amount Paid</u>	Payments in County  Resident
		Resident of County	44	\$997,400.00	
		Totals:	44	\$997,400.00	

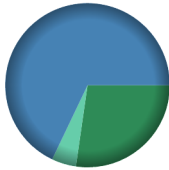


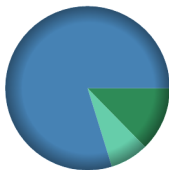
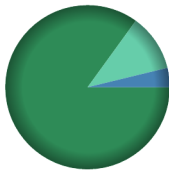
GCCF Program Statistics - Overall Summary

(as of October 14, 2010, 5:05 PM ET)

County	Total	Claimant Type	Claims Paid	Amount Paid	Payments in County
Unknown (Mississippi)	54				 <ul style="list-style-type: none"> Resident
		Resident of County	13	\$237,600.00	
		Totals:	13	\$237,600.00	
Unknown (Texas)	7				 <ul style="list-style-type: none"> Resident
		Resident of County	2	\$85,000.00	
		Totals:	2	\$85,000.00	
Vermilion (Louisiana)	1,038				 <ul style="list-style-type: none"> Resident Loss Both
		Resident of County	100	\$2,291,400.00	
		Resident and Loss in County	508	\$13,179,300.00	
		Claim Loss in County	156	\$10,958,400.00	
		Totals:	764	\$26,429,100.00	
Vernon (Louisiana)	11				 <ul style="list-style-type: none"> Resident Loss
		Resident of County	1	\$10,000.00	
		Claim Loss in County	3	\$133,000.00	
		Totals:	4	\$143,000.00	
Victoria (Texas)	7				 <ul style="list-style-type: none"> Resident
		Resident of County	3	\$44,700.00	
		Totals:	3	\$44,700.00	



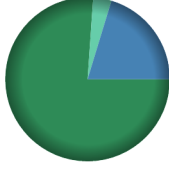
GCCF Program Statistics - Overall Summary

(as of October 14, 2010, 5:05 PM ET)

County	Total Claims	Claimant Type	Claims Paid	Amount Paid	Payments in County
Volusia (Florida)	51	<u>Claimant Type</u>	<u>Claims Paid</u>	<u>Amount Paid</u>	Payments in County  <ul style="list-style-type: none"> ■ Resident ■ Loss ■ Both
		Resident of County	5	\$193,500.00	
		Resident and Loss in County	4	\$482,000.00	
		Claim Loss in County	3	\$34,100.00	
Totals:	12	\$709,600.00			
W. Baton Rouge (Louisiana)	31	<u>Claimant Type</u>	<u>Claims Paid</u>	<u>Amount Paid</u>	Payments in County  <ul style="list-style-type: none"> ■ Loss ■ Both
		Resident and Loss in County	1	\$28,100.00	
		Claim Loss in County	1	\$3,700.00	
Totals:	2	\$31,800.00			
W. Feliciana (Louisiana)	10	<u>Claimant Type</u>	<u>Claims Paid</u>	<u>Amount Paid</u>	Payments in County  <ul style="list-style-type: none"> ■ Resident
		Resident of County	1	\$8,000.00	
Totals:	1	\$8,000.00			
Wakulla (Florida)	442	<u>Claimant Type</u>	<u>Claims Paid</u>	<u>Amount Paid</u>	Payments in County  <ul style="list-style-type: none"> ■ Resident ■ Loss ■ Both
		Resident of County	30	\$834,400.00	
		Resident and Loss in County	251	\$5,251,700.00	
		Claim Loss in County	23	\$497,200.00	
Totals:	304	\$6,583,300.00			
Walker (Alabama)	30	<u>Claimant Type</u>	<u>Claims Paid</u>	<u>Amount Paid</u>	Payments in County  <ul style="list-style-type: none"> ■ Resident ■ Loss ■ Both
		Resident of County	15	\$212,000.00	
		Resident and Loss in County	1	\$9,500.00	
		Claim Loss in County	2	\$28,000.00	
Totals:	18	\$249,500.00			





GCCF Program Statistics - Overall Summary

(as of October 14, 2010, 5:05 PM ET)


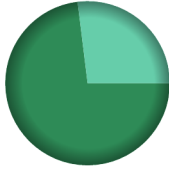

County	Total Claims	Claimant Type	Claims Paid	Amount Paid	Payments in County
Walthall (Mississippi)	34	<u>Claimant Type</u>	<u>Claims Paid</u>	<u>Amount Paid</u>	Payments in County  <ul style="list-style-type: none"> Resident
		Resident of County	1	\$19,400.00	
		Totals:	1	\$19,400.00	
		Walton (Florida)	6,656	<u>Claimant Type</u>	
Resident of County	622			\$13,166,100.00	
Resident and Loss in County	1,839			\$37,149,100.00	
Claim Loss in County	1,521			\$18,947,800.00	
Totals:	3,982			\$69,263,000.00	
Warren (Mississippi)	14	<u>Claimant Type</u>	<u>Claims Paid</u>	<u>Amount Paid</u>	Payments in County  <ul style="list-style-type: none"> Resident
		Resident of County	4	\$32,700.00	
		Totals:	4	\$32,700.00	
		Washington (Alabama)	77	<u>Claimant Type</u>	
Resident of County	12			\$125,800.00	
Resident and Loss in County	1			\$15,000.00	
Claim Loss in County	5			\$144,600.00	
Totals:	18			\$285,400.00	
Washington (Florida)	457	<u>Claimant Type</u>	<u>Claims Paid</u>	<u>Amount Paid</u>	Payments in County  <ul style="list-style-type: none"> Resident Loss Both
		Resident of County	114	\$1,200,300.00	
		Resident and Loss in County	18	\$320,300.00	
		Claim Loss in County	5	\$56,800.00	
		Totals:	137	\$1,577,400.00	

GCCF Program Statistics - Overall Summary

(as of October 14, 2010, 5:05 PM ET)



Washington (Louisiana)	106	<u>Claimant Type</u>	<u>Claims Paid</u>	<u>Amount Paid</u>	Payments in County  <ul style="list-style-type: none"> ■ Resident ■ Loss ■ Both
		Resident of County	18	\$597,600.00	
		Resident and Loss in County	11	\$541,800.00	
		Claim Loss in County	1	\$9,000.00	
Totals:	30	\$1,148,400.00			
Washington (Mississippi)	8	<u>Claimant Type</u>	<u>Claims Paid</u>	<u>Amount Paid</u>	Payments in County  <ul style="list-style-type: none"> ■ Resident
		Resident of County	2	\$8,400.00	
		Totals:	2	\$8,400.00	
Wayne (Mississippi)	63	<u>Claimant Type</u>	<u>Claims Paid</u>	<u>Amount Paid</u>	Payments in County  <ul style="list-style-type: none"> ■ Resident ■ Both
		Resident of County	2	\$84,100.00	
		Resident and Loss in County	3	\$86,600.00	
		Totals:	5	\$170,700.00	
Webster (Louisiana)	7	<u>Claimant Type</u>	<u>Claims Paid</u>	<u>Amount Paid</u>	Payments in County  <ul style="list-style-type: none"> ■ Resident
		Resident of County	1	\$91,000.00	
		Totals:	1	\$91,000.00	
Webster (Mississippi)	2	<u>Claimant Type</u>	<u>Claims Paid</u>	<u>Amount Paid</u>	Payments in County  <ul style="list-style-type: none"> ■ Resident
		Resident of County	1	\$3,000.00	
		Totals:	1	\$3,000.00	

GCCF Program Statistics - Overall Summary (as of October 14, 2010, 5:05 PM ET)

County	Total Claims	Claimant Type	Claims Paid	Amount Paid	Payments in County
Wichita (Texas)	3	<u>Claimant Type</u>	<u>Claims Paid</u>	<u>Amount Paid</u>	Payments in County  <ul style="list-style-type: none"> Resident
		Resident of County	1	\$2,700.00	
		Totals:	1	\$2,700.00	
Wilcox (Alabama)	22	<u>Claimant Type</u>	<u>Claims Paid</u>	<u>Amount Paid</u>	Payments in County  <ul style="list-style-type: none"> Resident Both
		Resident of County	11	\$169,300.00	
		Resident and Loss in County	2	\$62,400.00	
Totals:	13	\$231,700.00			
Wilkinson (Mississippi)	5	<u>Claimant Type</u>	<u>Claims Paid</u>	<u>Amount Paid</u>	Payments in County  <ul style="list-style-type: none"> Resident
		Resident of County	1	\$8,400.00	
		Totals:	1	\$8,400.00	
Williamson (Texas)	12	<u>Claimant Type</u>	<u>Claims Paid</u>	<u>Amount Paid</u>	Payments in County  <ul style="list-style-type: none"> Resident
		Resident of County	4	\$54,700.00	
		Totals:	4	\$54,700.00	
Winston (Alabama)	11	<u>Claimant Type</u>	<u>Claims Paid</u>	<u>Amount Paid</u>	Payments in County  <ul style="list-style-type: none"> Resident
		Resident of County	5	\$189,800.00	
		Totals:	5	\$189,800.00	

GCCF Program Statistics - Overall Summary

(as of October 14, 2010, 5:05 PM ET)

County	Count	Claimant Type	Claims Paid	Amount Paid	Payments in County
Winston (Mississippi)	13	Resident of County	1	\$7,400.00	 ■ Resident
		Totals:	1	\$7,400.00	
Yazoo (Mississippi)	2	Resident of County	1	\$3,300.00	 ■ Resident
		Totals:	1	\$3,300.00	