

## GCCF Program Statistics - Overall Summary

(as of October 13, 2010, 5:05 PM ET)

Claimant Status	No. of Claimants
<b>TOTAL GCCF Claimants to Date</b> <i>(Claimants may have one or more Claim Type)</i>	<b>168,798</b>
1. Claimants Paid and Approved for Payment	66,302
2. Claimants Requiring Additional Information or Documentation	57,565
3. Claimants Referred to Government, Moratorium and Real Estate funds	1,805
4. Denied Claimants	197
5. Claimants Under Review (Emergency Advance Payment)	38,218
6. Claimants Under Review (for Final Claim only)	4,711

Claimants <i>(Claimants may have one or more Claim Type)</i>	No. of Claimants
1. Individual*	131,951
2. Business*	36,847
<i>*Individual v. Business classification is subject to change.</i>	
<i>Represented Claimants: 4,473</i>	
<b>Total to Date</b>	<b>168,798</b>

Claims by Emergency Or Final Payment	No. of Claims Paid or Approved for Payment	No. of Claims Paid	Amount Paid
1. Emergency Advance Payment (One Month)	7,585	7,393	\$ 66,574,375.88
2. Emergency Advance Payment (Six Months)	59,058	56,883	\$ 1,210,180,838.83
<b>Sub-Total to Date</b>	<b>66,643</b>	<b>64,276</b>	<b>\$ 1,276,755,214.71</b>

Separate Fund for Real Estate Brokers and Agents			\$ 34,500,000.00
<b>Total to Date</b>			<b>\$ 1,311,255,214.71</b>

Claims by Category <i>(includes Individual and</i>	No. of Claims Paid	Amount Paid
1. Removal and Clean Up Costs	0	\$ -
2. Real or Personal Property	13	\$ 57,963.38
3. Lost Earnings or Profits	64,254	\$ 1,276,680,314.83
4. Loss of Subsistence Use of Natural Resources	5	\$ 13,000.00
5. Physical Injury / Death	4	\$ 3,936.50
<b>Total to Date</b>	<b>64,276</b>	<b>\$ 1,276,755,214.71</b>

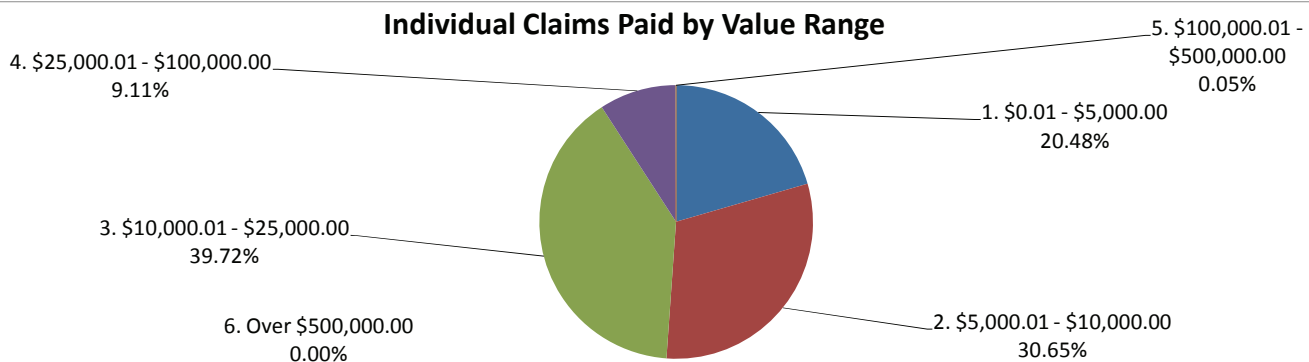
Claims by Type	No. of Claims Paid	No. of Claims Paid where Claimant Participated in BP Claims Process	No. of Claims Paid for new Claimants	Total Amount Paid
1. Individual	42,114	21,170	20,944	\$ 532,914,138.71
2. Business	22,162	18,589	3,573	\$ 743,841,076.00
<b>Total to Date</b>	<b>64,276</b>	<b>39,759</b>	<b>24,517</b>	<b>\$ 1,276,755,214.71</b>

## GCCCF Program Statistics - Overall Summary (as of October 13, 2010, 5:05 PM ET)

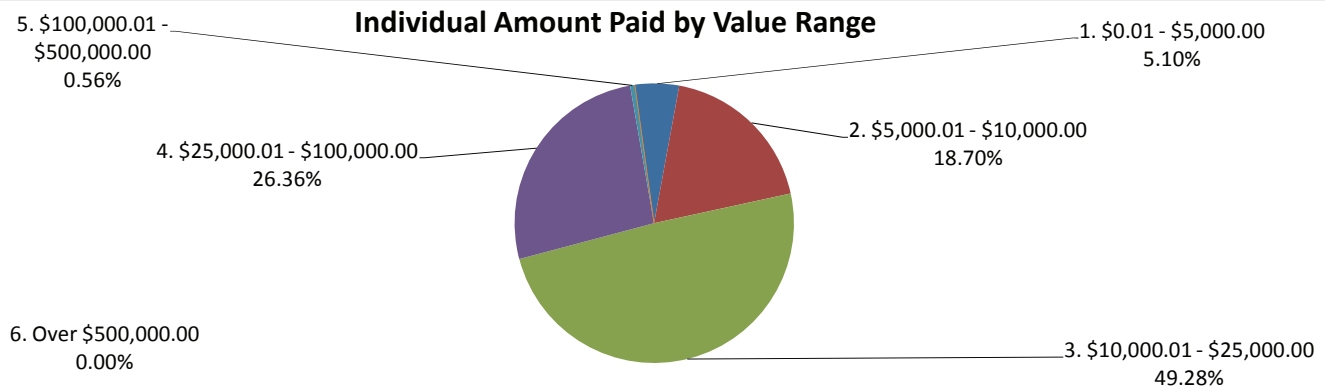
### Individual Claims by Amount (Claimants may have more than one Claim Type)

Claims by Amount	No. of Claims Paid	Amount Paid
1. \$0.01 - \$5,000.00	8623	\$ 27,179,636.50
2. \$5,000.01 - \$10,000.00	12906	\$ 99,636,658.30
3. \$10,000.01 - \$25,000.00	16726	\$ 262,636,150.00
4. \$25,000.01 - \$100,000.00	3836	\$ 140,499,893.91
5. \$100,000.01 - \$500,000.00	23	\$ 2,961,800.00
6. Over \$500,000.00	0	\$ -
<b>Total to Date</b>	<b>42,114</b>	<b>\$ 532,914,138.71</b>

#### Individual Claims Paid by Value Range



#### Individual Amount Paid by Value Range

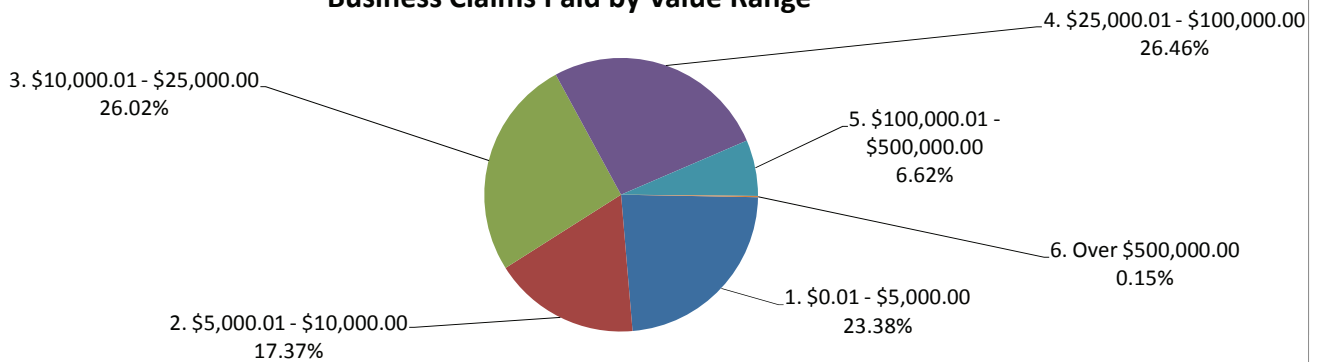


## GCCF Program Statistics - Overall Summary (as of October 13, 2010, 5:05 PM ET)

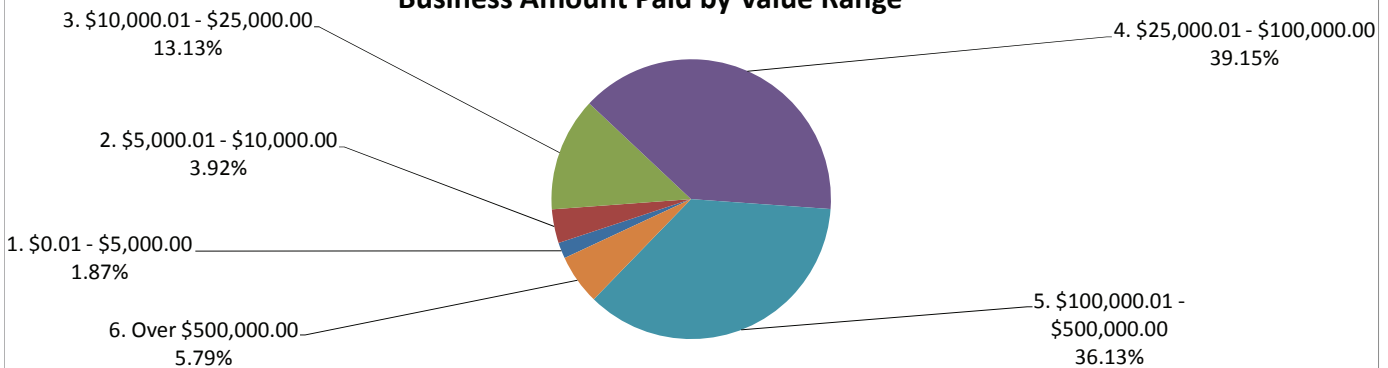
### Business Claims by Amount (Claimants may have more than one Claim Type)

Claims by Amount	No. of Claims Paid	Amount Paid
1. \$0.01 - \$5,000.00	5182	\$ 13,933,900.00
2. \$5,000.01 - \$10,000.00	3849	\$ 29,162,200.00
3. \$10,000.01 - \$25,000.00	5767	\$ 97,701,600.00
4. \$25,000.01 - \$100,000.00	5863	\$ 291,233,300.00
5. \$100,000.01 - \$500,000.00	1468	\$ 268,718,800.00
6. Over \$500,000.00	33	\$ 43,091,276.00
<b>Total to Date</b>	<b>22,162</b>	<b>\$ 743,841,076.00</b>

#### Business Claims Paid by Value Range



#### Business Amount Paid by Value Range



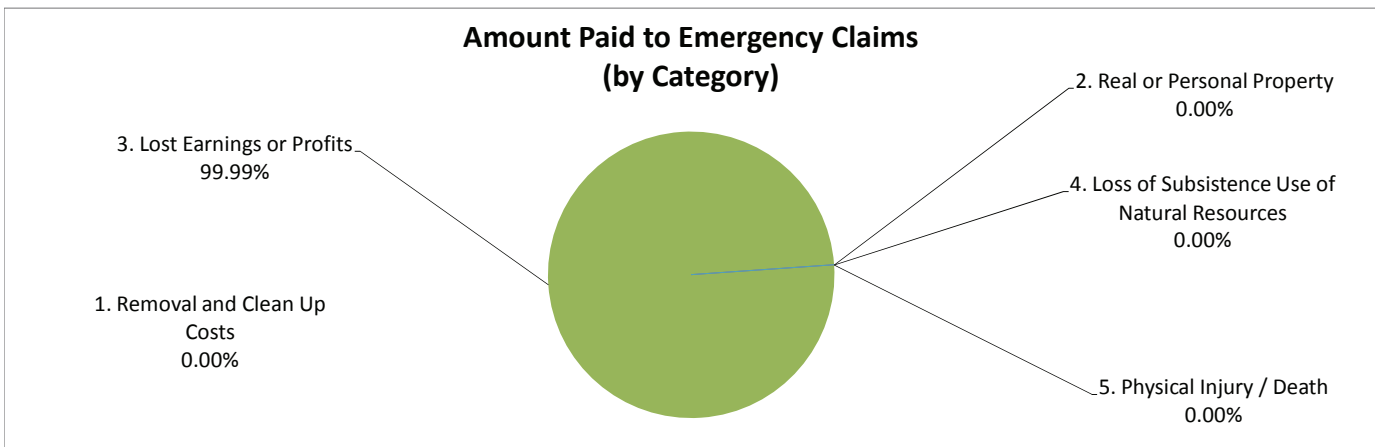
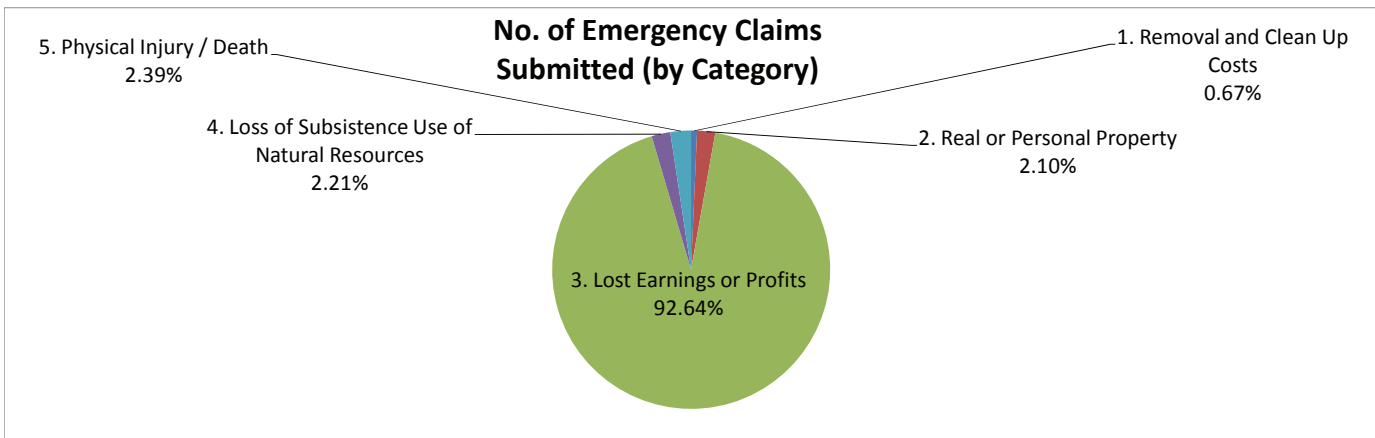
## GCCF Program Statistics - Overall Summary

(as of October 13, 2010, 5:05 PM ET)

### Emergency Advance Claim Counts by Category

(Claimants may have more than one Claim Type)

Claims for Emergency Advance Payment	Claims Submitted	No. of Claims Paid	Amount Paid
1. Removal and Clean Up Costs	1,165	0	\$ -
2. Real or Personal Property	3,677	13	\$ 57,963.38
3. Lost Earnings or Profits	161,936	64,254	\$ 1,276,680,314.83
4. Loss of Subsistence Use of Natural Resources	3,859	5	\$ 13,000.00
5. Physical Injury / Death	4,172	4	\$ 3,936.50
<b>Total to Date</b>	<b>174,809</b>	<b>64,276</b>	<b>\$ 1,276,755,214.71</b>




## GCCF Program Statistics - Overall Summary

(as of October 13, 2010, 5:05 PM ET)

### Final Payment Claim Counts by Category

(Claimants may have more than one Claim Type)

Claims Seeking Final Payment	Claims Submitted	No. of Claims Paid	Amount Paid
1. Removal and Clean Up Costs	361	0	\$ -
2. Real or Personal Property	1,067	0	\$ -
3. Lost Earnings or Profits	4,188	0	\$ -
4. Loss of Subsistence Use of Natural Resources	520	0	\$ -
5. Physical Injury / Death	288	0	\$ -
<b>Total to Date</b>	<b>6,424</b>	<b>0</b>	<b>\$ -</b>



### Amount Paid to Final Claims (by Category)

No data to chart yet

## GCCF Program Statistics - Overall Summary

(as of October 13, 2010, 5:05 PM ET)

### Claims by Category and Amount

*(Claimants may have more than one Claim Type)*

Claims by Category and Amount	No. of Claims Paid	Amount Paid
<b>1. Removal and Clean Up Costs</b>		
a. \$0.01 - \$5,000.00	0	\$ -
b. \$5,000.01 - \$10,000.00	0	\$ -
c. \$10,000.01 - \$25,000.00	0	\$ -
d. \$25,000.01 - \$100,000.00	0	\$ -
e. \$100,000.01 - \$500,000.00	0	\$ -
f. Over \$500,000.00	0	\$ -
<b>Sub-Total to Date</b>	<b>0</b>	<b>\$ -</b>
<b>2. Real or Personal Property</b>		
a. \$0.01 - \$5,000.00	9	\$ 8,800.00
b. \$5,000.01 - \$10,000.00	3	\$ 22,600.00
c. \$10,000.01 - \$25,000.00	0	\$ -
d. \$25,000.01 - \$100,000.00	1	\$ 26,563.38
e. \$100,000.01 - \$500,000.00	0	\$ -
f. Over \$500,000.00	0	\$ -
<b>Sub-Total to Date</b>	<b>13</b>	<b>\$ 57,963.38</b>
<b>3. Lost Earnings or Profits</b>		
a. \$0.01 - \$5,000.00	13,787	\$ 41,087,800.00
b. \$5,000.01 - \$10,000.00	16,752	\$ 128,776,258.30
c. \$10,000.01 - \$25,000.00	22,493	\$ 360,337,750.00
d. \$25,000.01 - \$100,000.00	9,698	\$ 431,706,630.53
e. \$100,000.01 - \$500,000.00	1,491	\$ 271,680,600.00
f. Over \$500,000.00	33	\$ 43,091,276.00
<b>Sub-Total to Date</b>	<b>64,254</b>	<b>\$ 1,276,680,314.83</b>

**GCCF Program Statistics - Overall Summary**  
(as of October 13, 2010, 5:05 PM ET)

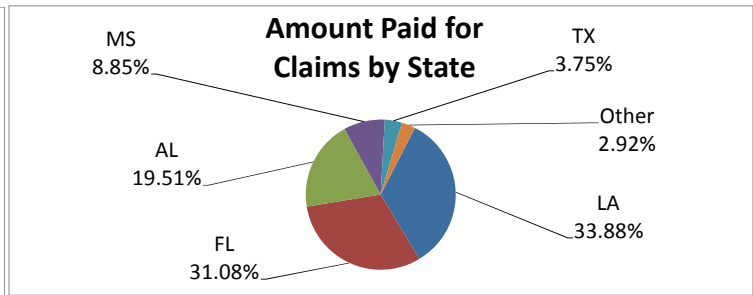
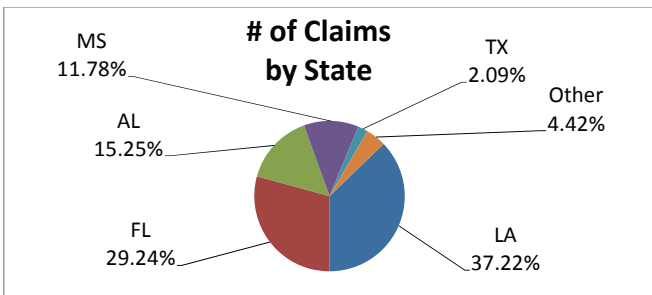
**Claims by Category and Amount**  
(Claimants may have more than one Claim Type)

Claims by Category and Amount	No. of Claims Paid	Amount Paid
<b>4. Loss of Subsistence Use of Natural Resources</b>		
a. \$0.01 - \$5,000.00	5	\$ 13,000.00
b. \$5,000.01 - \$10,000.00	0	\$ -
c. \$10,000.01 - \$25,000.00	0	\$ -
d. \$25,000.01 - \$100,000.00	0	\$ -
e. \$100,000.01 - \$500,000.00	0	\$ -
f. Over \$500,000.00	0	\$ -
<b>Sub-Total to Date</b>	<b>5</b>	<b>\$ 13,000.00</b>
<b>5. Physical Injury / Death</b>		
a. \$0.01 - \$5,000.00	4	\$ 3,936.50
b. \$5,000.01 - \$10,000.00	0	\$ -
c. \$10,000.01 - \$25,000.00	0	\$ -
d. \$25,000.01 - \$100,000.00	0	\$ -
e. \$100,000.01 - \$500,000.00	0	\$ -
f. Over \$500,000.00	0	\$ -
<b>Sub-Total to Date</b>	<b>4</b>	<b>\$ 3,936.50</b>
<b>6. Other Claims</b>		
a. \$0.01 - \$5,000.00	0	\$ -
b. \$5,000.01 - \$10,000.00	0	\$ -
c. \$10,000.01 - \$25,000.00	0	\$ -
d. \$25,000.01 - \$100,000.00	0	\$ -
e. \$100,000.01 - \$500,000.00	0	\$ -
f. Over \$500,000.00	0	\$ -
<b>Sub-Total to Date</b>	<b>0</b>	<b>\$ -</b>
<b>Total to Date</b>	<b>64,276</b>	<b>\$ 1,276,755,214.71</b>

**GCCF Program Statistics - Overall Summary**  
(as of October 13, 2010, 5:05 PM ET)

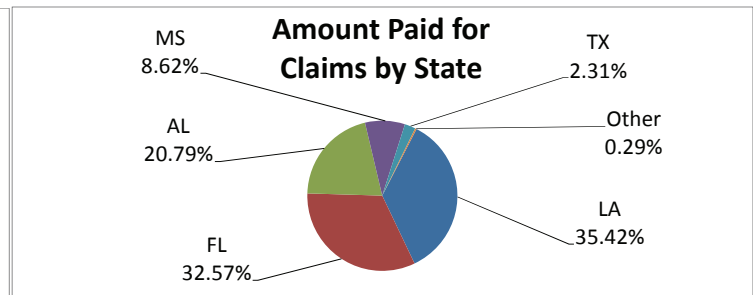
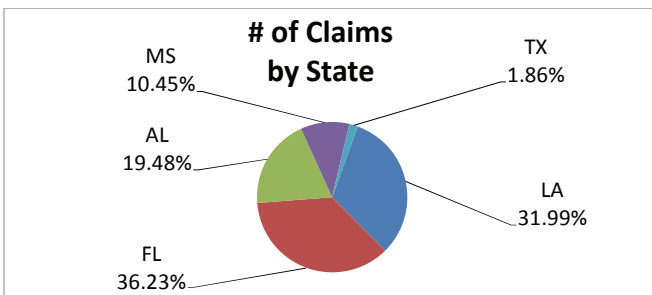
**Claims by State of Residence**  
(Claimants may have more than one Claim Type)

Claim State of Residence	Claims Submitted	No. of Claims Paid	Amount Paid
Louisiana	67,457	19,281	\$ 432,565,915.53
Florida	52,994	22,051	\$ 396,822,076.00
Alabama	27,645	12,470	\$ 249,133,628.32
Mississippi	21,349	5,412	\$ 113,039,994.86
Texas	3,786	1,615	\$ 47,863,300.00
Others	8,002	3,447	\$ 37,330,300.00
<b>Total to Date</b>	<b>181,233</b>	<b>64,276</b>	<b>\$ 1,276,755,214.71</b>



**Claims by State of Loss**  
(Claimants may have more than one Claim Type)

Claim State of Loss	Claims Submitted	No. of Claims Paid	Amount Paid
Louisiana	32,258	19,484	\$ 452,174,980.53
Florida	36,528	24,389	\$ 415,863,076.00
Alabama	19,638	13,888	\$ 265,413,799.94
Mississippi	10,533	5,175	\$ 109,995,258.36
Texas	1,878	1,177	\$ 29,541,700.00
Other State / Pending Location Verification		163	\$ 3,766,399.88
<b>Total to Date</b>		<b>64,276</b>	<b>\$ 1,276,755,214.71</b>

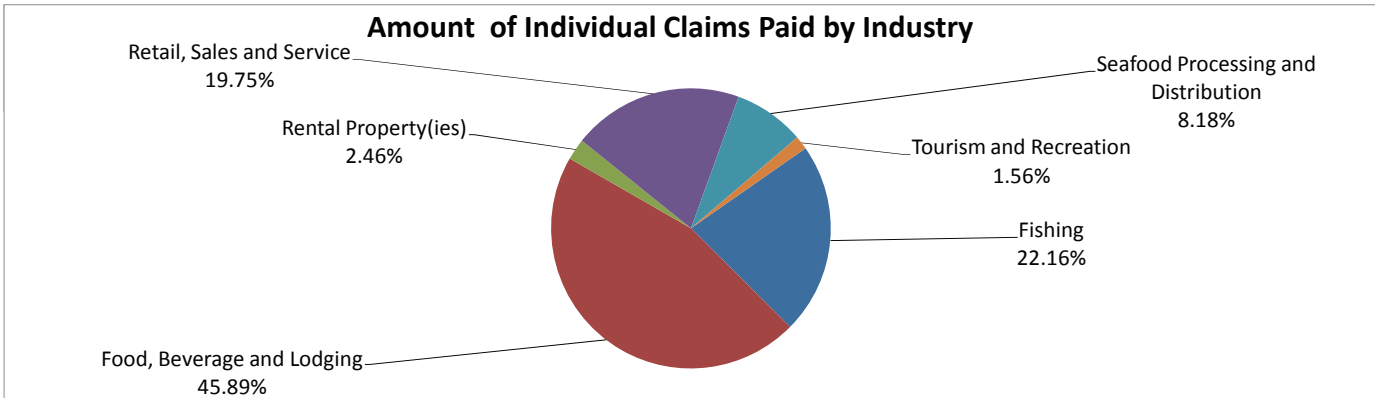
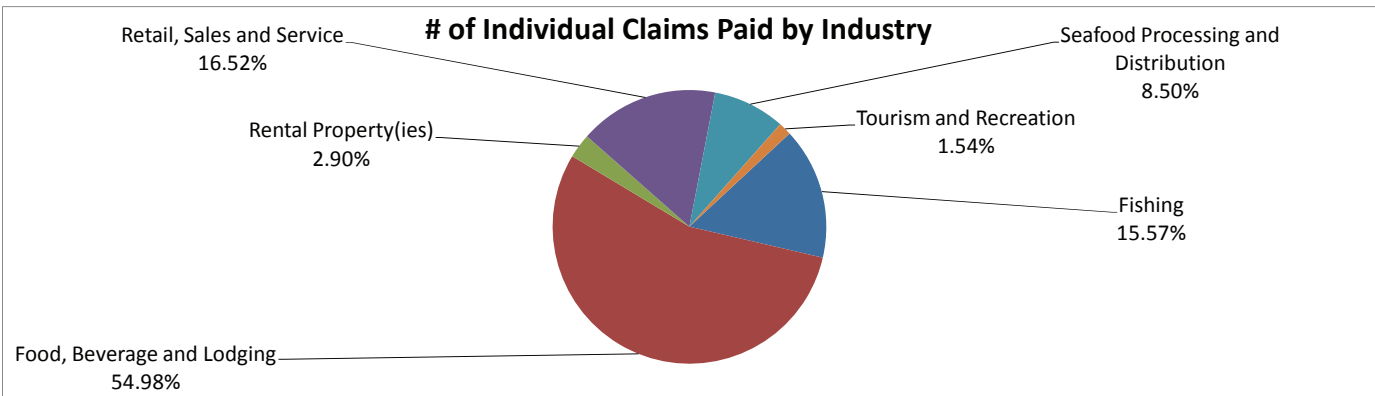




**GCCF Program Statistics - Overall Summary**  
(as of October 13, 2010, 5:05 PM ET)

**Individual Lost Earnings or Profits Claims Paid by Industry**  
(Claimants may have more than one Claim Type)

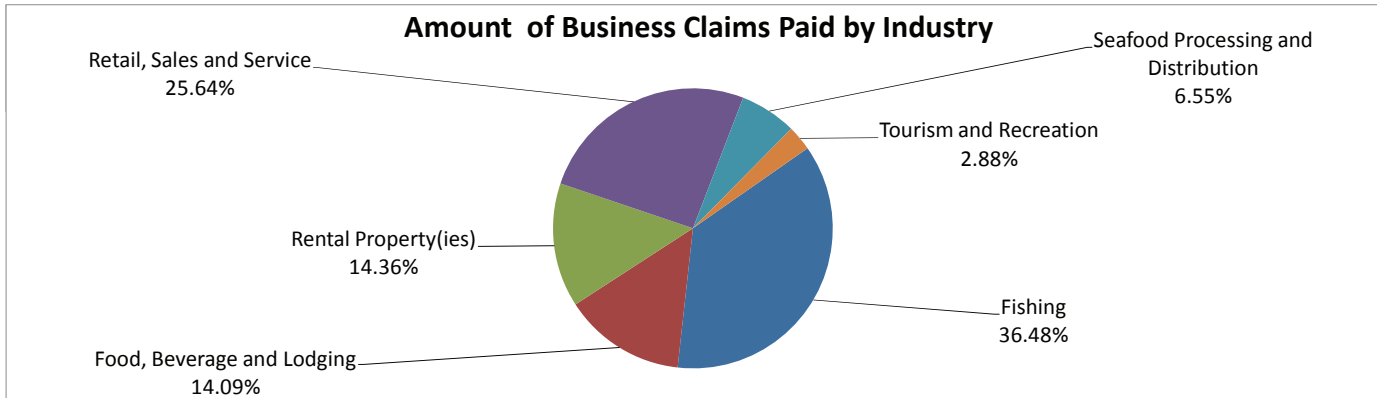
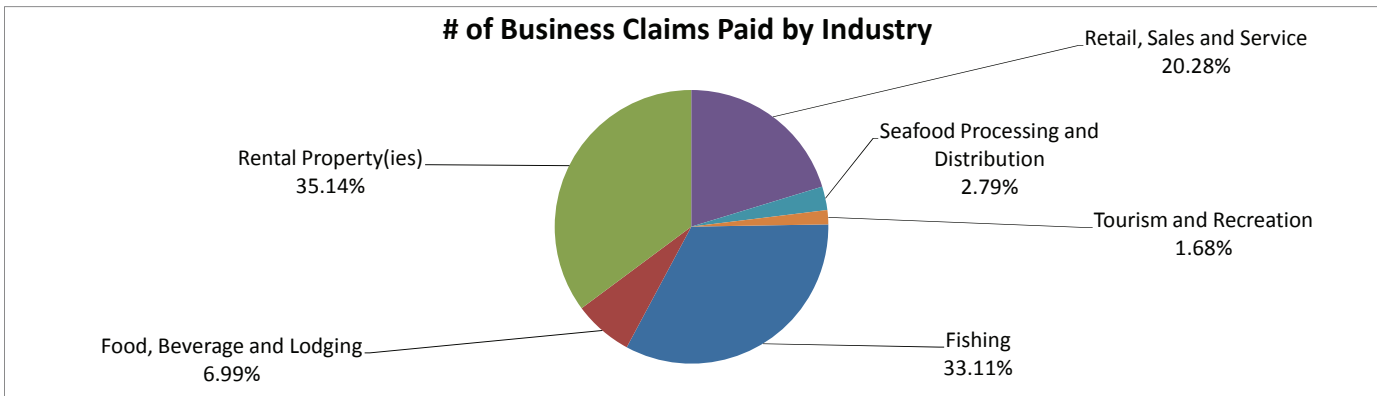
Claims by Amount	No. of Claims Paid	Amount Paid
Fishing	6,554	\$ 118,068,400.00
Food, Beverage and Lodging	23,144	\$ 244,522,399.94
Rental Property(ies)	1,221	\$ 13,116,200.00
Retail, Sales and Service	6,952	\$ 105,222,780.32
Seafood Processing and Distribution	3,576	\$ 43,600,858.57
Tourism and Recreation	647	\$ 8,316,800.00
<b>Total to Date</b>	<b>42,094</b>	<b>\$ 532,847,438.83</b>



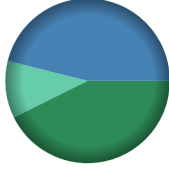
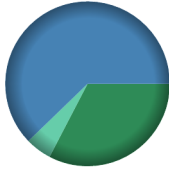



**GCCF Program Statistics - Overall Summary**  
(as of October 13, 2010, 5:05 PM ET)

**Business Lost Earnings or Profits Claims Paid by Industry**  
(Claimants may have more than one Claim Type)

Claims by Amount	No. of Claims Paid	Amount Paid
Fishing	7,338	\$ 271,378,900.00
Food, Beverage and Lodging	1,550	\$ 104,826,600.00
Rental Property(ies)	7,787	\$ 106,821,576.00
Retail, Sales and Service	4,494	\$ 190,723,000.00
Seafood Processing and Distribution	619	\$ 48,687,300.00
Tourism and Recreation	372	\$ 21,395,500.00
<b>Total to Date</b>	<b>22,160</b>	<b>\$ 743,832,876.00</b>



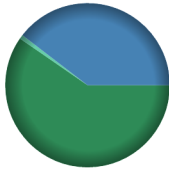
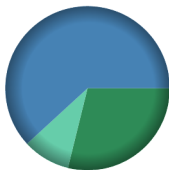



## GCCF Program Statistics - Overall Summary (as of October 13, 2010, 5:05 PM ET)


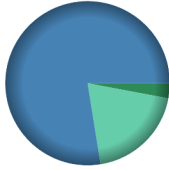

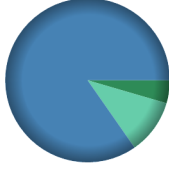

County Name	Residents	Claimant Type	Claims Paid	Amount Paid	Payments in County
<b>Acadia (Louisiana)</b>	<b>73</b>	<u>Claimant Type</u>	<u>Claims Paid</u>	<u>Amount Paid</u>	<b>Payments in County</b>  <ul style="list-style-type: none"> <li><span style="color: green;">■</span> Resident</li> <li><span style="color: lightgreen;">■</span> Loss</li> <li><span style="color: blue;">■</span> Both</li> </ul>
		Resident of County	10	\$269,000.00	
		Resident and Loss in County	7	\$290,600.00	
		Claim Loss in County	4	\$70,900.00	
		<b>Totals:</b>	<b>21</b>	<b>\$630,500.00</b>	
<b>Alachua (Florida)</b>	<b>44</b>	<u>Claimant Type</u>	<u>Claims Paid</u>	<u>Amount Paid</u>	<b>Payments in County</b>  <ul style="list-style-type: none"> <li><span style="color: green;">■</span> Resident</li> <li><span style="color: lightgreen;">■</span> Loss</li> <li><span style="color: blue;">■</span> Both</li> </ul>
		Resident of County	11	\$76,400.00	
		Resident and Loss in County	5	\$145,600.00	
		Claim Loss in County	1	\$12,000.00	
		<b>Totals:</b>	<b>17</b>	<b>\$234,000.00</b>	
<b>Allen (Louisiana)</b>	<b>29</b>	<u>Claimant Type</u>	<u>Claims Paid</u>	<u>Amount Paid</u>	<b>Payments in County</b>  <ul style="list-style-type: none"> <li><span style="color: green;">■</span> Resident</li> <li><span style="color: lightgreen;">■</span> Loss</li> </ul>
		Resident of County	1	\$30,000.00	
		Claim Loss in County	2	\$41,800.00	
		<b>Totals:</b>	<b>3</b>	<b>\$71,800.00</b>	
<b>Amite (Mississippi)</b>	<b>9</b>	<u>Claimant Type</u>	<u>Claims Paid</u>	<u>Amount Paid</u>	<b>Payments in County</b>  <ul style="list-style-type: none"> <li><span style="color: green;">■</span> Resident</li> </ul>
		Resident of County	1	\$22,100.00	
		<b>Totals:</b>	<b>1</b>	<b>\$22,100.00</b>	
<b>Anderson (Texas)</b>	<b>1</b>	<u>Claimant Type</u>	<u>Claims Paid</u>	<u>Amount Paid</u>	<b>Payments in County</b>  <ul style="list-style-type: none"> <li><span style="color: green;">■</span> Resident</li> </ul>
		Resident of County	1	\$3,300.00	
		<b>Totals:</b>	<b>1</b>	<b>\$3,300.00</b>	

## GCCF Program Statistics - Overall Summary

(as of October 13, 2010, 5:05 PM ET)






County	Total Claims	Claimant Type	Claims Paid	Amount Paid	Payments in County
Angelina (Texas)	8	<u>Claimant Type</u>	<u>Claims Paid</u>	<u>Amount Paid</u>	Payments in County  <ul style="list-style-type: none"> <li>Resident</li> </ul>
		Resident of County	1	\$6,500.00	
		<b>Totals:</b>	<b>1</b>	<b>\$6,500.00</b>	
Aransas (Texas)	23	<u>Claimant Type</u>	<u>Claims Paid</u>	<u>Amount Paid</u>	Payments in County  <ul style="list-style-type: none"> <li>Loss</li> <li>Both</li> </ul>
		Resident and Loss in County	4	\$113,300.00	
		Claim Loss in County	2	\$18,100.00	
<b>Totals:</b>	<b>6</b>	<b>\$131,400.00</b>			
Ascension (Louisiana)	221	<u>Claimant Type</u>	<u>Claims Paid</u>	<u>Amount Paid</u>	Payments in County  <ul style="list-style-type: none"> <li>Resident</li> <li>Loss</li> <li>Both</li> </ul>
		Resident of County	34	\$456,800.00	
		Resident and Loss in County	10	\$302,900.00	
Claim Loss in County	1	\$6,100.00			
<b>Totals:</b>	<b>45</b>	<b>\$765,800.00</b>			
Assumption (Louisiana)	143	<u>Claimant Type</u>	<u>Claims Paid</u>	<u>Amount Paid</u>	Payments in County  <ul style="list-style-type: none"> <li>Resident</li> <li>Loss</li> <li>Both</li> </ul>
		Resident of County	16	\$363,500.00	
		Resident and Loss in County	30	\$779,400.00	
Claim Loss in County	7	\$117,500.00			
<b>Totals:</b>	<b>53</b>	<b>\$1,260,400.00</b>			
Autauga (Alabama)	20	<u>Claimant Type</u>	<u>Claims Paid</u>	<u>Amount Paid</u>	Payments in County  <ul style="list-style-type: none"> <li>Resident</li> </ul>
		Resident of County	8	\$80,800.00	
		<b>Totals:</b>	<b>8</b>	<b>\$80,800.00</b>	

## GCCF Program Statistics - Overall Summary (as of October 13, 2010, 5:05 PM ET)

County	Total Claims	Claimant Type	Claims Paid	Amount Paid	Payments in County
<b>Avoyelles (Louisiana)</b>	<b>57</b>	<u>Claimant Type</u>	<u>Claims Paid</u>	<u>Amount Paid</u>	<b>Payments in County</b>  <ul style="list-style-type: none"> <li><span style="color: green;">■</span> Resident</li> <li><span style="color: lightgreen;">■</span> Both</li> </ul>
		Resident of County	11	\$127,900.00	
		Resident and Loss in County	11	\$644,800.00	
		<b>Totals:</b>	<b>22</b>	<b>\$772,700.00</b>	
<b>Baldwin (Alabama)</b>	<b>15,857</b>	<u>Claimant Type</u>	<u>Claims Paid</u>	<u>Amount Paid</u>	<b>Payments in County</b>  <ul style="list-style-type: none"> <li><span style="color: green;">■</span> Resident</li> <li><span style="color: lightgreen;">■</span> Loss</li> <li><span style="color: blue;">■</span> Both</li> </ul>
		Resident of County	314	\$5,566,963.38	
		Resident and Loss in County	6,528	\$145,621,299.94	
		Claim Loss in County	3,196	\$36,655,800.00	
<b>Totals:</b>	<b>10,038</b>	<b>\$187,844,063.32</b>			
<b>Barbour (Alabama)</b>	<b>9</b>	<u>Claimant Type</u>	<u>Claims Paid</u>	<u>Amount Paid</u>	<b>Payments in County</b>  <ul style="list-style-type: none"> <li><span style="color: green;">■</span> Resident</li> <li><span style="color: lightgreen;">■</span> Both</li> </ul>
		Resident of County	1	\$19,400.00	
		Resident and Loss in County	1	\$76,400.00	
		<b>Totals:</b>	<b>2</b>	<b>\$95,800.00</b>	
<b>Bay (Florida)</b>	<b>14,600</b>	<u>Claimant Type</u>	<u>Claims Paid</u>	<u>Amount Paid</u>	<b>Payments in County</b>  <ul style="list-style-type: none"> <li><span style="color: green;">■</span> Resident</li> <li><span style="color: lightgreen;">■</span> Loss</li> <li><span style="color: blue;">■</span> Both</li> </ul>
		Resident of County	304	\$4,428,900.00	
		Resident and Loss in County	5,058	\$82,823,176.00	
		Claim Loss in County	981	\$10,553,400.00	
<b>Totals:</b>	<b>6,343</b>	<b>\$97,805,476.00</b>			
<b>Beauregard (Louisiana)</b>	<b>16</b>	<u>Claimant Type</u>	<u>Claims Paid</u>	<u>Amount Paid</u>	<b>Payments in County</b>  <ul style="list-style-type: none"> <li><span style="color: green;">■</span> Resident</li> <li><span style="color: lightgreen;">■</span> Both</li> </ul>
		Resident of County	3	\$135,200.00	
		Resident and Loss in County	4	\$81,800.00	
		<b>Totals:</b>	<b>7</b>	<b>\$217,000.00</b>	

## GCCF Program Statistics - Overall Summary

(as of October 13, 2010, 5:05 PM ET)




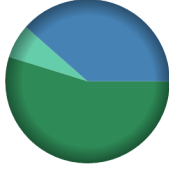

County	Total Claims	Claimant Type	Claims Paid	Amount Paid	Payments in County
<b>Bexar (Texas)</b>	<b>39</b>	<u>Claimant Type</u>	<u>Claims Paid</u>	<u>Amount Paid</u>	<b>Payments in County</b>  Resident Both
		Resident of County	11	\$179,900.00	
		Resident and Loss in County	2	\$182,000.00	
		<b>Totals:</b>	<b>13</b>	<b>\$361,900.00</b>	
<b>Bibb (Alabama)</b>	<b>6</b>	<u>Claimant Type</u>	<u>Claims Paid</u>	<u>Amount Paid</u>	<b>Payments in County</b>  Resident
		Resident of County	2	\$3,300.00	
		<b>Totals:</b>	<b>2</b>	<b>\$3,300.00</b>	
<b>Blount (Alabama)</b>	<b>4</b>	<u>Claimant Type</u>	<u>Claims Paid</u>	<u>Amount Paid</u>	<b>Payments in County</b>  Resident
		Resident of County	3	\$14,200.00	
		<b>Totals:</b>	<b>3</b>	<b>\$14,200.00</b>	
<b>Bossier (Louisiana)</b>	<b>21</b>	<u>Claimant Type</u>	<u>Claims Paid</u>	<u>Amount Paid</u>	<b>Payments in County</b>  Resident
		Resident of County	4	\$30,300.00	
		<b>Totals:</b>	<b>4</b>	<b>\$30,300.00</b>	
<b>Bowie (Texas)</b>	<b>3</b>	<u>Claimant Type</u>	<u>Claims Paid</u>	<u>Amount Paid</u>	<b>Payments in County</b>  Resident
		Resident of County	1	\$2,600.00	
		<b>Totals:</b>	<b>1</b>	<b>\$2,600.00</b>	

## GCCF Program Statistics - Overall Summary

(as of October 13, 2010, 5:05 PM ET)

County	Total Claims	Claimant Type	Claims Paid	Amount Paid	Payments in County
<b>Brazoria (Texas)</b>	<b>93</b>	<u>Claimant Type</u>	<u>Claims Paid</u>	<u>Amount Paid</u>	
		Resident of County	11	\$296,900.00	
		Resident and Loss in County	19	\$769,700.00	
		Claim Loss in County	25	\$445,000.00	
<b>Totals:</b>	<b>55</b>	<b>\$1,511,600.00</b>			
<b>Brazos (Texas)</b>	<b>4</b>	<u>Claimant Type</u>	<u>Claims Paid</u>	<u>Amount Paid</u>	
		Resident of County	1	\$18,000.00	
		<b>Totals:</b>	<b>1</b>	<b>\$18,000.00</b>	
<b>Brevard (Florida)</b>	<b>73</b>	<u>Claimant Type</u>	<u>Claims Paid</u>	<u>Amount Paid</u>	
		Resident of County	7	\$126,500.00	
		Resident and Loss in County	8	\$284,600.00	
		Claim Loss in County	2	\$30,300.00	
<b>Totals:</b>	<b>17</b>	<b>\$441,400.00</b>			
<b>Broward (Florida)</b>	<b>162</b>	<u>Claimant Type</u>	<u>Claims Paid</u>	<u>Amount Paid</u>	
		Resident of County	14	\$232,800.00	
		Resident and Loss in County	5	\$357,800.00	
		Claim Loss in County	8	\$164,400.00	
<b>Totals:</b>	<b>27</b>	<b>\$755,000.00</b>			
<b>Brown (Texas)</b>	<b>1</b>	<u>Claimant Type</u>	<u>Claims Paid</u>	<u>Amount Paid</u>	
		Resident of County	1	\$8,600.00	
		<b>Totals:</b>	<b>1</b>	<b>\$8,600.00</b>	


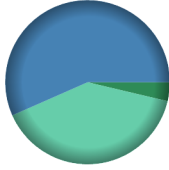
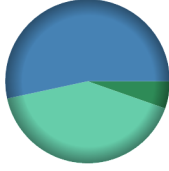
## GCCF Program Statistics - Overall Summary (as of October 13, 2010, 5:05 PM ET)

County	Total Claims	Claimant Type	Claims Paid	Amount Paid	Payments in County
<b>Bullock (Alabama)</b>	<b>2</b>	<u>Claimant Type</u>	<u>Claims Paid</u>	<u>Amount Paid</u>	<b>Payments in County</b>  Resident
		Resident of County	1	\$16,000.00	
		<b>Totals:</b>	<b>1</b>	<b>\$16,000.00</b>	
<b>Butler (Alabama)</b>	<b>9</b>	<u>Claimant Type</u>	<u>Claims Paid</u>	<u>Amount Paid</u>	<b>Payments in County</b>  Resident Loss Both
		Resident of County	2	\$8,600.00	
		Resident and Loss in County	1	\$5,400.00	
		Claim Loss in County	2	\$244,200.00	
<b>Totals:</b>	<b>5</b>	<b>\$258,200.00</b>			
<b>Caddo (Louisiana)</b>	<b>39</b>	<u>Claimant Type</u>	<u>Claims Paid</u>	<u>Amount Paid</u>	<b>Payments in County</b>  Resident
		Resident of County	11	\$104,600.00	
		<b>Totals:</b>	<b>11</b>	<b>\$104,600.00</b>	
<b>Calcasieu (Louisiana)</b>	<b>480</b>	<u>Claimant Type</u>	<u>Claims Paid</u>	<u>Amount Paid</u>	<b>Payments in County</b>  Resident Loss Both
		Resident of County	102	\$2,839,400.00	
		Resident and Loss in County	88	\$1,994,000.00	
		Claim Loss in County	18	\$347,100.00	
<b>Totals:</b>	<b>208</b>	<b>\$5,180,500.00</b>			
<b>Caldwell (Louisiana)</b>	<b>6</b>	<u>Claimant Type</u>	<u>Claims Paid</u>	<u>Amount Paid</u>	<b>Payments in County</b>  Resident
		Resident of County	1	\$5,000.00	
		<b>Totals:</b>	<b>1</b>	<b>\$5,000.00</b>	



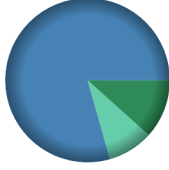




## GCCF Program Statistics - Overall Summary

(as of October 13, 2010, 5:05 PM ET)

County	Total Claims	Claimant Type	Claims Paid	Amount Paid	Payments in County
Calhoun (Alabama)	42	<u>Claimant Type</u>	<u>Claims Paid</u>	<u>Amount Paid</u>	Payments in County 
		Resident of County	16	\$172,300.00	
		<b>Totals:</b>	<b>16</b>	<b>\$172,300.00</b>	
Calhoun (Florida)	54	<u>Claimant Type</u>	<u>Claims Paid</u>	<u>Amount Paid</u>	Payments in County 
		Resident of County	13	\$151,200.00	
		Resident and Loss in County	1	\$6,000.00	
		Claim Loss in County	1	\$4,200.00	
<b>Totals:</b>	<b>15</b>	<b>\$161,400.00</b>			
Calhoun (Mississippi)	2	<u>Claimant Type</u>	<u>Claims Paid</u>	<u>Amount Paid</u>	Payments in County 
		Resident of County	1	\$55,000.00	
		<b>Totals:</b>	<b>1</b>	<b>\$55,000.00</b>	
Calhoun (Texas)	68	<u>Claimant Type</u>	<u>Claims Paid</u>	<u>Amount Paid</u>	Payments in County 
		Resident of County	3	\$24,300.00	
		Resident and Loss in County	4	\$370,800.00	
		Claim Loss in County	22	\$259,900.00	
<b>Totals:</b>	<b>29</b>	<b>\$655,000.00</b>			
Cameron (Louisiana)	302	<u>Claimant Type</u>	<u>Claims Paid</u>	<u>Amount Paid</u>	Payments in County 
		Resident of County	16	\$300,100.00	
		Resident and Loss in County	124	\$2,976,700.00	
		Claim Loss in County	77	\$2,300,000.00	
<b>Totals:</b>	<b>217</b>	<b>\$5,576,800.00</b>			

## GCCF Program Statistics - Overall Summary (as of October 13, 2010, 5:05 PM ET)

County	Total Claims	Claimant Type	Claims Paid	Amount Paid	Payments in County
<b>Cameron (Texas)</b>	<b>110</b>	<u>Claimant Type</u>	<u>Claims Paid</u>	<u>Amount Paid</u>	<b>Payments in County</b> 
		Resident of County	9	\$222,200.00	
		Resident and Loss in County	26	\$531,700.00	
		<b>Totals:</b>	<b>35</b>	<b>\$753,900.00</b>	
<b>Chambers (Alabama)</b>	<b>4</b>	<u>Claimant Type</u>	<u>Claims Paid</u>	<u>Amount Paid</u>	<b>Payments in County</b> 
		Resident of County	2	\$27,000.00	
		<b>Totals:</b>	<b>2</b>	<b>\$27,000.00</b>	
<b>Chambers (Texas)</b>	<b>40</b>	<u>Claimant Type</u>	<u>Claims Paid</u>	<u>Amount Paid</u>	<b>Payments in County</b> 
		Resident of County	3	\$96,000.00	
		Resident and Loss in County	17	\$652,400.00	
		Claim Loss in County	5	\$73,500.00	
		<b>Totals:</b>	<b>25</b>	<b>\$821,900.00</b>	
<b>Charlotte (Florida)</b>	<b>71</b>	<u>Claimant Type</u>	<u>Claims Paid</u>	<u>Amount Paid</u>	<b>Payments in County</b> 
		Resident and Loss in County	10	\$512,400.00	
		Claim Loss in County	2	\$51,000.00	
		<b>Totals:</b>	<b>12</b>	<b>\$563,400.00</b>	
<b>Cherokee (Alabama)</b>	<b>3</b>	<u>Claimant Type</u>	<u>Claims Paid</u>	<u>Amount Paid</u>	<b>Payments in County</b> 
		Resident of County	3	\$25,900.00	
		<b>Totals:</b>	<b>3</b>	<b>\$25,900.00</b>	

## GCCF Program Statistics - Overall Summary

(as of October 13, 2010, 5:05 PM ET)

County	Total Claims	Claimant Type	Claims Paid	Amount Paid	Payments in County
Cherokee (Texas)	2	<u>Claimant Type</u>	<u>Claims Paid</u>	<u>Amount Paid</u>	Payments in County  <ul style="list-style-type: none"> <li>Resident</li> </ul>
		Resident of County	1	\$1,700.00	
		<b>Totals:</b>	<b>1</b>	<b>\$1,700.00</b>	
Chickasaw (Mississippi)	1	<u>Claimant Type</u>	<u>Claims Paid</u>	<u>Amount Paid</u>	Payments in County  <ul style="list-style-type: none"> <li>Resident</li> </ul>
		Resident of County	1	\$6,000.00	
		<b>Totals:</b>	<b>1</b>	<b>\$6,000.00</b>	
Chilton (Alabama)	16	<u>Claimant Type</u>	<u>Claims Paid</u>	<u>Amount Paid</u>	Payments in County  <ul style="list-style-type: none"> <li>Resident</li> <li>Both</li> </ul>
		Resident of County	3	\$24,300.00	
		Resident and Loss in County	1	\$19,000.00	
		<b>Totals:</b>	<b>4</b>	<b>\$43,300.00</b>	
Choctaw (Alabama)	11	<u>Claimant Type</u>	<u>Claims Paid</u>	<u>Amount Paid</u>	Payments in County  <ul style="list-style-type: none"> <li>Resident</li> <li>Both</li> </ul>
		Resident of County	2	\$11,000.00	
		Resident and Loss in County	1	\$68,400.00	
		<b>Totals:</b>	<b>3</b>	<b>\$79,400.00</b>	
Citrus (Florida)	186	<u>Claimant Type</u>	<u>Claims Paid</u>	<u>Amount Paid</u>	Payments in County  <ul style="list-style-type: none"> <li>Resident</li> <li>Loss</li> <li>Both</li> </ul>
		Resident of County	19	\$336,300.00	
		Resident and Loss in County	67	\$1,171,600.00	
		Claim Loss in County	7	\$77,700.00	
		<b>Totals:</b>	<b>93</b>	<b>\$1,585,600.00</b>	

## GCCF Program Statistics - Overall Summary (as of October 13, 2010, 5:05 PM ET)

County	Total Claims	Claimant Type	Claims Paid	Amount Paid	Payments in County
Claiborne (Louisiana)	2	<u>Claimant Type</u>	<u>Claims Paid</u>	<u>Amount Paid</u>	Payments in County  Legend: Loss
		Claim Loss in County	1	\$80,400.00	
		<b>Totals:</b>	<b>1</b>	<b>\$80,400.00</b>	
Claiborne (Mississippi)	5	<u>Claimant Type</u>	<u>Claims Paid</u>	<u>Amount Paid</u>	Payments in County  Legend: Resident
		Resident of County	1	\$17,600.00	
		<b>Totals:</b>	<b>1</b>	<b>\$17,600.00</b>	
Clarke (Alabama)	96	<u>Claimant Type</u>	<u>Claims Paid</u>	<u>Amount Paid</u>	Payments in County  Legend: Resident, Loss, Both
		Resident of County	21	\$143,000.00	
		Resident and Loss in County	3	\$32,300.00	
		Claim Loss in County	3	\$47,400.00	
		<b>Totals:</b>	<b>27</b>	<b>\$222,700.00</b>	
Clarke (Mississippi)	28	<u>Claimant Type</u>	<u>Claims Paid</u>	<u>Amount Paid</u>	Payments in County  Legend: Resident
		Resident of County	4	\$112,900.00	
		<b>Totals:</b>	<b>4</b>	<b>\$112,900.00</b>	
Clay (Alabama)	5	<u>Claimant Type</u>	<u>Claims Paid</u>	<u>Amount Paid</u>	Payments in County  Legend: Resident
		Resident of County	3	\$22,700.00	
		<b>Totals:</b>	<b>3</b>	<b>\$22,700.00</b>	

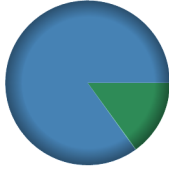




## GCCF Program Statistics - Overall Summary

(as of October 13, 2010, 5:05 PM ET)

County	Total Claims	Claimant Type	Claims Paid	Amount Paid	Payments in County
Clay (Florida)	19				
		Resident of County	4	\$25,400.00	
		Resident and Loss in County	1	\$125,000.00	
		Claim Loss in County	1	\$18,700.00	
	<b>Totals:</b>		<b>6</b>	<b>\$169,100.00</b>	
Cleburne (Alabama)	2				
		Resident of County	1	\$3,000.00	
	<b>Totals:</b>		<b>1</b>	<b>\$3,000.00</b>	
Coahoma (Mississippi)	2				
		Resident of County	1	\$35,000.00	
	<b>Totals:</b>		<b>1</b>	<b>\$35,000.00</b>	
Coffee (Alabama)	24				
		Resident of County	5	\$45,900.00	
		Resident and Loss in County	1	\$3,000.00	
	<b>Totals:</b>		<b>6</b>	<b>\$48,900.00</b>	
Colbert (Alabama)	28				
		Resident of County	19	\$165,700.00	
	<b>Totals:</b>		<b>19</b>	<b>\$165,700.00</b>	



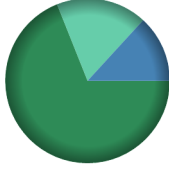


## GCCF Program Statistics - Overall Summary

(as of October 13, 2010, 5:05 PM ET)



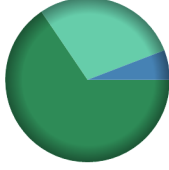

County	Total Claims	Claimant Type	Claims Paid	Amount Paid	Payments in County
<b>Collier (Florida)</b>	<b>1,496</b>	<u>Claimant Type</u>	<u>Claims Paid</u>	<u>Amount Paid</u>	<b>Payments in County</b>  <ul style="list-style-type: none"> <li><span style="color: green;">■</span> Resident</li> <li><span style="color: lightgreen;">■</span> Loss</li> <li><span style="color: blue;">■</span> Both</li> </ul>
		Resident of County	14	\$308,100.00	
		Resident and Loss in County	60	\$1,745,800.00	
		Claim Loss in County	2	\$2,200.00	
<b>Totals:</b>	<b>76</b>	<b>\$2,056,100.00</b>			
<b>Collin (Texas)</b>	<b>58</b>	<u>Claimant Type</u>	<u>Claims Paid</u>	<u>Amount Paid</u>	<b>Payments in County</b>  <ul style="list-style-type: none"> <li><span style="color: green;">■</span> Resident</li> <li><span style="color: lightgreen;">■</span> Loss</li> </ul>
		Resident of County	26	\$213,100.00	
		Claim Loss in County	3	\$102,100.00	
		<b>Totals:</b>	<b>29</b>	<b>\$315,200.00</b>	
<b>Columbia (Florida)</b>	<b>9</b>	<u>Claimant Type</u>	<u>Claims Paid</u>	<u>Amount Paid</u>	<b>Payments in County</b>  <ul style="list-style-type: none"> <li><span style="color: green;">■</span> Resident</li> <li><span style="color: blue;">■</span> Both</li> </ul>
		Resident of County	3	\$71,500.00	
		Resident and Loss in County	1	\$40,000.00	
		<b>Totals:</b>	<b>4</b>	<b>\$111,500.00</b>	
<b>Comal (Texas)</b>	<b>12</b>	<u>Claimant Type</u>	<u>Claims Paid</u>	<u>Amount Paid</u>	<b>Payments in County</b>  <ul style="list-style-type: none"> <li><span style="color: green;">■</span> Resident</li> </ul>
		Resident of County	8	\$181,600.00	
		<b>Totals:</b>	<b>8</b>	<b>\$181,600.00</b>	
<b>Concordia (Louisiana)</b>	<b>21</b>	<u>Claimant Type</u>	<u>Claims Paid</u>	<u>Amount Paid</u>	<b>Payments in County</b>  <ul style="list-style-type: none"> <li><span style="color: green;">■</span> Resident</li> <li><span style="color: blue;">■</span> Both</li> </ul>
		Resident of County	2	\$21,700.00	
		Resident and Loss in County	2	\$70,000.00	
		<b>Totals:</b>	<b>4</b>	<b>\$91,700.00</b>	

## GCCF Program Statistics - Overall Summary

(as of October 13, 2010, 5:05 PM ET)

County (State)	Total Claims	Claimant Type	Claims Paid	Amount Paid	Payments in County
Conecuh (Alabama)	12	<u>Claimant Type</u>	<u>Claims Paid</u>	<u>Amount Paid</u>	Payments in County  <ul style="list-style-type: none"> <li>Resident</li> </ul>
		Resident of County	5	\$51,700.00	
		<b>Totals:</b>	<b>5</b>	<b>\$51,700.00</b>	
Coosa (Alabama)	3	<u>Claimant Type</u>	<u>Claims Paid</u>	<u>Amount Paid</u>	Payments in County  <ul style="list-style-type: none"> <li>Resident</li> <li>Both</li> </ul>
		Resident of County	2	\$10,800.00	
		Resident and Loss in County	1	\$150,000.00	
		<b>Totals:</b>	<b>3</b>	<b>\$160,800.00</b>	
Covington (Alabama)	45	<u>Claimant Type</u>	<u>Claims Paid</u>	<u>Amount Paid</u>	Payments in County  <ul style="list-style-type: none"> <li>Resident</li> <li>Loss</li> <li>Both</li> </ul>
		Resident of County	20	\$511,500.00	
		Resident and Loss in County	3	\$97,800.00	
		Claim Loss in County	2	\$132,500.00	
		<b>Totals:</b>	<b>25</b>	<b>\$741,800.00</b>	
Covington (Mississippi)	54	<u>Claimant Type</u>	<u>Claims Paid</u>	<u>Amount Paid</u>	Payments in County  <ul style="list-style-type: none"> <li>Resident</li> </ul>
		Resident of County	2	\$39,400.00	
		<b>Totals:</b>	<b>2</b>	<b>\$39,400.00</b>	
Crenshaw (Alabama)	12	<u>Claimant Type</u>	<u>Claims Paid</u>	<u>Amount Paid</u>	Payments in County  <ul style="list-style-type: none"> <li>Loss</li> <li>Both</li> </ul>
		Resident and Loss in County	1	\$1,500.00	
		Claim Loss in County	1	\$4,000.00	
		<b>Totals:</b>	<b>2</b>	<b>\$5,500.00</b>	


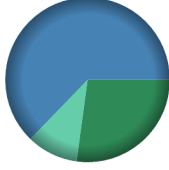
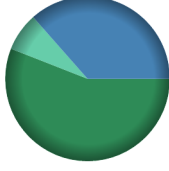
## GCCF Program Statistics - Overall Summary (as of October 13, 2010, 5:05 PM ET)

County	Total Claims	Claimant Type	Claims Paid	Amount Paid	Payments in County
<b>Cullman (Alabama)</b>	<b>42</b>	<u>Claimant Type</u>	<u>Claims Paid</u>	<u>Amount Paid</u>	<b>Payments in County</b>  Resident
		Resident of County	30	\$236,800.00	
		<b>Totals:</b>	<b>30</b>	<b>\$236,800.00</b>	
		<b>Dale (Alabama)</b>	<b>17</b>	<u>Claimant Type</u>	
Resident of County	7			\$58,100.00	
Resident and Loss in County	1			\$37,600.00	
<b>Totals:</b>	<b>8</b>			<b>\$95,700.00</b>	
<b>Dallas (Alabama)</b>	<b>24</b>	<u>Claimant Type</u>	<u>Claims Paid</u>	<u>Amount Paid</u>	<b>Payments in County</b>  Resident Both
		Resident of County	7	\$58,200.00	
		Resident and Loss in County	1	\$15,000.00	
		<b>Totals:</b>	<b>8</b>	<b>\$73,200.00</b>	
<b>Dallas (Texas)</b>	<b>152</b>	<u>Claimant Type</u>	<u>Claims Paid</u>	<u>Amount Paid</u>	<b>Payments in County</b>  Resident Loss Both
		Resident of County	26	\$269,500.00	
		Resident and Loss in County	1	\$24,000.00	
		Claim Loss in County	7	\$117,800.00	
		<b>Totals:</b>	<b>34</b>	<b>\$411,300.00</b>	
<b>Dekalb (Alabama)</b>	<b>19</b>	<u>Claimant Type</u>	<u>Claims Paid</u>	<u>Amount Paid</u>	<b>Payments in County</b>  Resident Loss
		Resident of County	13	\$143,700.00	
		Claim Loss in County	1	\$10,800.00	
		<b>Totals:</b>	<b>14</b>	<b>\$154,500.00</b>	



## GCCF Program Statistics - Overall Summary

(as of October 13, 2010, 5:05 PM ET)

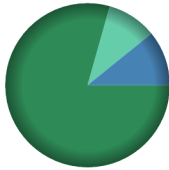
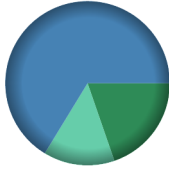



County	Total Claims	Claimant Type	Claims Paid	Amount Paid	Payments in County
<b>Denton (Texas)</b>	<b>24</b>	<u>Claimant Type</u>	<u>Claims Paid</u>	<u>Amount Paid</u>	<b>Payments in County</b>  Resident
		Resident of County	8	\$63,300.00	
		<b>Totals:</b>	<b>8</b>	<b>\$63,300.00</b>	
		<b>Desoto (Mississippi)</b>	<b>23</b>	<u>Claimant Type</u>	
Resident of County	14			\$113,300.00	
<b>Totals:</b>	<b>14</b>			<b>\$113,300.00</b>	
<b>Dixie (Florida)</b>	<b>28</b>			<u>Claimant Type</u>	<u>Claims Paid</u>
		Resident of County	1	\$3,000.00	
		Resident and Loss in County	11	\$285,900.00	
		Claim Loss in County	2	\$65,000.00	
		<b>Totals:</b>	<b>14</b>	<b>\$353,900.00</b>	
<b>Duval (Florida)</b>	<b>166</b>	<u>Claimant Type</u>	<u>Claims Paid</u>	<u>Amount Paid</u>	<b>Payments in County</b>  Resident Loss Both
		Resident of County	29	\$428,700.00	
		Resident and Loss in County	14	\$991,200.00	
		Claim Loss in County	6	\$159,600.00	
		<b>Totals:</b>	<b>49</b>	<b>\$1,579,500.00</b>	
<b>E. Baton Rouge (Louisiana)</b>	<b>878</b>	<u>Claimant Type</u>	<u>Claims Paid</u>	<u>Amount Paid</u>	<b>Payments in County</b>  Resident Loss Both
		Resident of County	121	\$1,946,900.00	
		Resident and Loss in County	43	\$1,270,100.00	
		Claim Loss in County	12	\$262,600.00	
		<b>Totals:</b>	<b>176</b>	<b>\$3,479,600.00</b>	

## GCCF Program Statistics - Overall Summary (as of October 13, 2010, 5:05 PM ET)

County	Total Claims	Claimant Type	Claims Paid	Amount Paid	Payments in County
<b>E. Feliciana (Louisiana)</b>	<b>14</b>	<u>Claimant Type</u>	<u>Claims Paid</u>	<u>Amount Paid</u>	<b>Payments in County</b>  <ul style="list-style-type: none"> <li><span style="color: green;">■</span> Resident</li> <li><span style="color: lightgreen;">■</span> Loss</li> <li><span style="color: blue;">■</span> Both</li> </ul>
		Resident of County	1	\$2,500.00	
		Resident and Loss in County	3	\$98,500.00	
		Claim Loss in County	1	\$20,000.00	
<b>Totals:</b>	<b>5</b>	<b>\$121,000.00</b>			
<b>Ector (Texas)</b>	<b>2</b>	<u>Claimant Type</u>	<u>Claims Paid</u>	<u>Amount Paid</u>	<b>Payments in County</b>  <ul style="list-style-type: none"> <li><span style="color: green;">■</span> Resident</li> </ul>
		Resident of County	1	\$1,500.00	
		<b>Totals:</b>	<b>1</b>	<b>\$1,500.00</b>	
<b>El Paso (Texas)</b>	<b>1</b>	<u>Claimant Type</u>	<u>Claims Paid</u>	<u>Amount Paid</u>	<b>Payments in County</b>  <ul style="list-style-type: none"> <li><span style="color: green;">■</span> Resident</li> </ul>
		Resident of County	1	\$3,700.00	
		<b>Totals:</b>	<b>1</b>	<b>\$3,700.00</b>	
<b>Ellis (Texas)</b>	<b>5</b>	<u>Claimant Type</u>	<u>Claims Paid</u>	<u>Amount Paid</u>	<b>Payments in County</b>  <ul style="list-style-type: none"> <li><span style="color: green;">■</span> Resident</li> </ul>
		Resident of County	1	\$25,000.00	
		<b>Totals:</b>	<b>1</b>	<b>\$25,000.00</b>	
<b>Elmore (Alabama)</b>	<b>30</b>	<u>Claimant Type</u>	<u>Claims Paid</u>	<u>Amount Paid</u>	<b>Payments in County</b>  <ul style="list-style-type: none"> <li><span style="color: green;">■</span> Resident</li> </ul>
		Resident of County	17	\$159,800.00	
		<b>Totals:</b>	<b>17</b>	<b>\$159,800.00</b>	



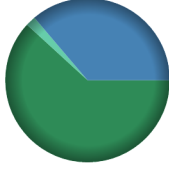
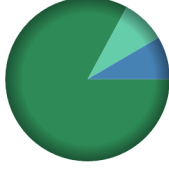

## GCCF Program Statistics - Overall Summary

(as of October 13, 2010, 5:05 PM ET)

County	Total Claims	Claimant Type	Claims Paid	Amount Paid	Payments in County
<b>Escambia (Alabama)</b>	<b>108</b>	<u>Claimant Type</u>	<u>Claims Paid</u>	<u>Amount Paid</u>	<b>Payments in County</b>  <ul style="list-style-type: none"> <li><span style="color: green;">■</span> Resident</li> <li><span style="color: lightgreen;">■</span> Loss</li> <li><span style="color: blue;">■</span> Both</li> </ul>
		Resident of County	25	\$366,800.00	
		Resident and Loss in County	4	\$50,100.00	
		Claim Loss in County	5	\$45,300.00	
<b>Totals:</b>	<b>34</b>	<b>\$462,200.00</b>			
<b>Escambia (Florida)</b>	<b>8,950</b>	<u>Claimant Type</u>	<u>Claims Paid</u>	<u>Amount Paid</u>	<b>Payments in County</b>  <ul style="list-style-type: none"> <li><span style="color: green;">■</span> Resident</li> <li><span style="color: lightgreen;">■</span> Loss</li> <li><span style="color: blue;">■</span> Both</li> </ul>
		Resident of County	1,146	\$14,340,700.00	
		Resident and Loss in County	2,651	\$48,231,300.00	
		Claim Loss in County	744	\$10,182,000.00	
<b>Totals:</b>	<b>4,541</b>	<b>\$72,754,000.00</b>			
<b>Etowah (Alabama)</b>	<b>44</b>	<u>Claimant Type</u>	<u>Claims Paid</u>	<u>Amount Paid</u>	<b>Payments in County</b>  <ul style="list-style-type: none"> <li><span style="color: green;">■</span> Resident</li> </ul>
		Resident of County	25	\$434,600.00	
<b>Totals:</b>	<b>25</b>	<b>\$434,600.00</b>			
<b>Evangeline (Louisiana)</b>	<b>25</b>	<u>Claimant Type</u>	<u>Claims Paid</u>	<u>Amount Paid</u>	<b>Payments in County</b>  <ul style="list-style-type: none"> <li><span style="color: green;">■</span> Resident</li> <li><span style="color: lightgreen;">■</span> Both</li> </ul>
		Resident of County	4	\$61,900.00	
		Resident and Loss in County	4	\$70,300.00	
<b>Totals:</b>	<b>8</b>	<b>\$132,200.00</b>			
<b>Fayette (Alabama)</b>	<b>7</b>	<u>Claimant Type</u>	<u>Claims Paid</u>	<u>Amount Paid</u>	<b>Payments in County</b>  <ul style="list-style-type: none"> <li><span style="color: green;">■</span> Resident</li> </ul>
		Resident of County	6	\$57,100.00	
<b>Totals:</b>	<b>6</b>	<b>\$57,100.00</b>			

## GCCF Program Statistics - Overall Summary

(as of October 13, 2010, 5:05 PM ET)

County	Total Claims	Claimant Type	Claims Paid	Amount Paid	Payments in County
Flagler (Florida)	4	<u>Claimant Type</u>	<u>Claims Paid</u>	<u>Amount Paid</u>	Payments in County  <ul style="list-style-type: none"> <li>Resident</li> </ul>
		Resident of County	2	\$65,400.00	
		<b>Totals:</b>	<b>2</b>	<b>\$65,400.00</b>	
Foard (Texas)	1	<u>Claimant Type</u>	<u>Claims Paid</u>	<u>Amount Paid</u>	Payments in County  <ul style="list-style-type: none"> <li>Resident</li> </ul>
		Resident of County	1	\$13,000.00	
		<b>Totals:</b>	<b>1</b>	<b>\$13,000.00</b>	
Forrest (Mississippi)	481	<u>Claimant Type</u>	<u>Claims Paid</u>	<u>Amount Paid</u>	Payments in County  <ul style="list-style-type: none"> <li>Resident</li> <li>Loss</li> <li>Both</li> </ul>
		Resident of County	36	\$472,800.00	
		Resident and Loss in County	7	\$276,800.00	
		Claim Loss in County	2	\$15,100.00	
		<b>Totals:</b>	<b>45</b>	<b>\$764,700.00</b>	
Fort Bend (Texas)	101	<u>Claimant Type</u>	<u>Claims Paid</u>	<u>Amount Paid</u>	Payments in County  <ul style="list-style-type: none"> <li>Resident</li> <li>Loss</li> <li>Both</li> </ul>
		Resident of County	28	\$1,268,500.00	
		Resident and Loss in County	7	\$129,300.00	
		Claim Loss in County	6	\$132,800.00	
		<b>Totals:</b>	<b>41</b>	<b>\$1,530,600.00</b>	
Franklin (Alabama)	6	<u>Claimant Type</u>	<u>Claims Paid</u>	<u>Amount Paid</u>	Payments in County  <ul style="list-style-type: none"> <li>Resident</li> </ul>
		Resident of County	4	\$26,600.00	
		<b>Totals:</b>	<b>4</b>	<b>\$26,600.00</b>	


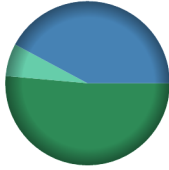

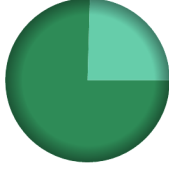

## GCCF Program Statistics - Overall Summary

(as of October 13, 2010, 5:05 PM ET)




County	Total Claims	Claimant Type	Claims Paid	Amount Paid	Payments in County
Franklin (Florida)	1,639	<u>Claimant Type</u>	<u>Claims Paid</u>	<u>Amount Paid</u>	
		Resident of County	29	\$306,500.00	
		Resident and Loss in County	953	\$11,076,500.00	
		Claim Loss in County	104	\$1,382,800.00	
		<b>Totals:</b>	<b>1,086</b>	<b>\$12,765,800.00</b>	
Franklin (Louisiana)	4	<u>Claimant Type</u>	<u>Claims Paid</u>	<u>Amount Paid</u>	
		Resident of County	2	\$31,200.00	
		<b>Totals:</b>	<b>2</b>	<b>\$31,200.00</b>	
Franklin (Mississippi)	4	<u>Claimant Type</u>	<u>Claims Paid</u>	<u>Amount Paid</u>	
		Claim Loss in County	1	\$14,600.00	
		<b>Totals:</b>	<b>1</b>	<b>\$14,600.00</b>	
Gadsden (Florida)	40	<u>Claimant Type</u>	<u>Claims Paid</u>	<u>Amount Paid</u>	
		Resident of County	7	\$149,900.00	
		Resident and Loss in County	2	\$44,200.00	
		Claim Loss in County	1	\$7,000.00	
		<b>Totals:</b>	<b>10</b>	<b>\$201,100.00</b>	
Galveston (Texas)	834	<u>Claimant Type</u>	<u>Claims Paid</u>	<u>Amount Paid</u>	
		Resident of County	104	\$2,891,800.00	
		Resident and Loss in County	288	\$7,046,700.00	
		Claim Loss in County	103	\$1,772,800.00	
		<b>Totals:</b>	<b>495</b>	<b>\$11,711,300.00</b>	

## GCCF Program Statistics - Overall Summary

(as of October 13, 2010, 5:05 PM ET)

County	Total Claims	Claimant Type	Claims Paid	Amount Paid	Payments in County
<b>Geneva (Alabama)</b>	<b>31</b>	<u>Claimant Type</u>	<u>Claims Paid</u>	<u>Amount Paid</u>	<b>Payments in County</b>  Resident
		Resident of County	8	\$95,100.00	
		<b>Totals:</b>	<b>8</b>	<b>\$95,100.00</b>	
<b>George (Mississippi)</b>	<b>189</b>	<u>Claimant Type</u>	<u>Claims Paid</u>	<u>Amount Paid</u>	<b>Payments in County</b>  Resident Loss Both
		Resident of County	31	\$699,800.00	
		Resident and Loss in County	14	\$573,800.00	
		Claim Loss in County	3	\$87,400.00	
		<b>Totals:</b>	<b>48</b>	<b>\$1,361,000.00</b>	
<b>Grant (Louisiana)</b>	<b>9</b>	<u>Claimant Type</u>	<u>Claims Paid</u>	<u>Amount Paid</u>	<b>Payments in County</b>  Resident Both
		Resident of County	1	\$15,500.00	
		Resident and Loss in County	1	\$15,000.00	
		<b>Totals:</b>	<b>2</b>	<b>\$30,500.00</b>	
<b>Grayson (Texas)</b>	<b>3</b>	<u>Claimant Type</u>	<u>Claims Paid</u>	<u>Amount Paid</u>	<b>Payments in County</b>  Resident Loss
		Resident of County	1	\$8,300.00	
		Claim Loss in County	1	\$2,700.00	
		<b>Totals:</b>	<b>2</b>	<b>\$11,000.00</b>	
<b>Greene (Alabama)</b>	<b>5</b>	<u>Claimant Type</u>	<u>Claims Paid</u>	<u>Amount Paid</u>	<b>Payments in County</b>  Resident
		Resident of County	4	\$22,900.00	
		<b>Totals:</b>	<b>4</b>	<b>\$22,900.00</b>	

## GCCF Program Statistics - Overall Summary (as of October 13, 2010, 5:05 PM ET)

County	Total Claims	Claimant Type	Claims Paid	Amount Paid	Payments in County
<b>Greene (Mississippi)</b>	<b>51</b>	<u>Claimant Type</u>	<u>Claims Paid</u>	<u>Amount Paid</u>	<b>Payments in County</b>  <ul style="list-style-type: none"> <li><span style="color: green;">■</span> Resident</li> <li><span style="color: lightgreen;">■</span> Both</li> </ul>
		Resident of County	3	\$16,900.00	
		Resident and Loss in County	3	\$18,900.00	
		<b>Totals:</b>	<b>6</b>	<b>\$35,800.00</b>	
<b>Gregg (Texas)</b>	<b>5</b>	<u>Claimant Type</u>	<u>Claims Paid</u>	<u>Amount Paid</u>	<b>Payments in County</b>  <ul style="list-style-type: none"> <li><span style="color: green;">■</span> Resident</li> </ul>
		Resident of County	3	\$25,600.00	
		<b>Totals:</b>	<b>3</b>	<b>\$25,600.00</b>	
		<b>Guadalupe (Texas)</b>	<b>2</b>	<u>Claimant Type</u>	
Resident of County	2			\$42,600.00	
<b>Totals:</b>	<b>2</b>			<b>\$42,600.00</b>	
<b>Gulf (Florida)</b>	<b>853</b>			<u>Claimant Type</u>	<u>Claims Paid</u>
		Resident of County	65	\$878,600.00	
		Resident and Loss in County	266	\$5,836,800.00	
		Claim Loss in County	81	\$1,113,900.00	
		<b>Totals:</b>	<b>412</b>	<b>\$7,829,300.00</b>	
<b>Hale (Alabama)</b>	<b>12</b>	<u>Claimant Type</u>	<u>Claims Paid</u>	<u>Amount Paid</u>	<b>Payments in County</b>  <ul style="list-style-type: none"> <li><span style="color: green;">■</span> Resident</li> <li><span style="color: lightgreen;">■</span> Both</li> </ul>
		Resident of County	6	\$92,200.00	
		Resident and Loss in County	1	\$1,800.00	
		<b>Totals:</b>	<b>7</b>	<b>\$94,000.00</b>	



## GCCF Program Statistics - Overall Summary (as of October 13, 2010, 5:05 PM ET)

County	Total Claims	Claimant Type	Claims Paid	Amount Paid	Payments in County
<b>Hancock (Mississippi)</b>	<b>1,678</b>	<u>Claimant Type</u>	<u>Claims Paid</u>	<u>Amount Paid</u>	<b>Payments in County</b> 
		Resident of County	114	\$2,017,600.00	
		Resident and Loss in County	515	\$11,746,800.00	
		Claim Loss in County	94	\$1,722,900.00	
<b>Totals:</b>	<b>723</b>	<b>\$15,487,300.00</b>			
<b>Hardee (Florida)</b>	<b>1</b>	<u>Claimant Type</u>	<u>Claims Paid</u>	<u>Amount Paid</u>	<b>Payments in County</b> 
		Resident of County	1	\$3,000.00	
		<b>Totals:</b>	<b>1</b>	<b>\$3,000.00</b>	
<b>Hardin (Texas)</b>	<b>4</b>	<u>Claimant Type</u>	<u>Claims Paid</u>	<u>Amount Paid</u>	<b>Payments in County</b> 
		Resident and Loss in County	1	\$10,000.00	
		<b>Totals:</b>	<b>1</b>	<b>\$10,000.00</b>	
<b>Harris (Texas)</b>	<b>1,222</b>	<u>Claimant Type</u>	<u>Claims Paid</u>	<u>Amount Paid</u>	<b>Payments in County</b> 
		Resident of County	287	\$13,944,700.00	
		Resident and Loss in County	130	\$3,393,300.00	
		Claim Loss in County	95	\$1,750,200.00	
<b>Totals:</b>	<b>512</b>	<b>\$19,088,200.00</b>			
<b>Harrison (Mississippi)</b>	<b>12,485</b>	<u>Claimant Type</u>	<u>Claims Paid</u>	<u>Amount Paid</u>	<b>Payments in County</b> 
		Resident of County	291	\$5,338,036.50	
		Resident and Loss in County	2,799	\$56,572,100.00	
		Claim Loss in County	558	\$8,880,300.00	
<b>Totals:</b>	<b>3,648</b>	<b>\$70,790,436.50</b>			



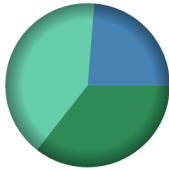

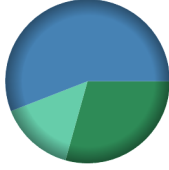
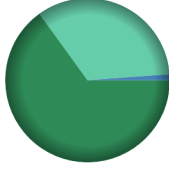
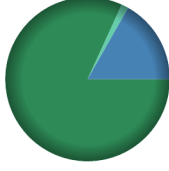
## GCCF Program Statistics - Overall Summary

(as of October 13, 2010, 5:05 PM ET)


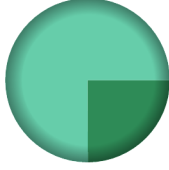
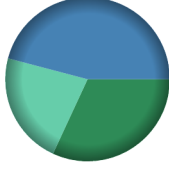
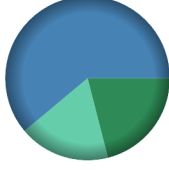
County	Total Claims	Claimant Type	Claims Paid	Amount Paid	Payments in County
Harrison (Texas)	1				 <ul style="list-style-type: none"> <li>Resident</li> </ul>
		Resident of County	1	\$2,500.00	
		<b>Totals:</b>	<b>1</b>	<b>\$2,500.00</b>	
Hays (Texas)	6				 <ul style="list-style-type: none"> <li>Resident</li> </ul>
		Resident of County	1	\$25,500.00	
		<b>Totals:</b>	<b>1</b>	<b>\$25,500.00</b>	
Hendry (Florida)	6				 <ul style="list-style-type: none"> <li>Resident</li> </ul>
		Resident of County	1	\$24,000.00	
		<b>Totals:</b>	<b>1</b>	<b>\$24,000.00</b>	
Henry (Alabama)	6				 <ul style="list-style-type: none"> <li>Resident</li> </ul>
		Resident of County	2	\$11,600.00	
		<b>Totals:</b>	<b>2</b>	<b>\$11,600.00</b>	
Hernando (Florida)	118				 <ul style="list-style-type: none"> <li>Resident</li> <li>Loss</li> <li>Both</li> </ul>
		Resident of County	20	\$347,300.00	
		Resident and Loss in County	34	\$925,700.00	
		Claim Loss in County	12	\$218,600.00	
		<b>Totals:</b>	<b>66</b>	<b>\$1,491,600.00</b>	

## GCCF Program Statistics - Overall Summary

(as of October 13, 2010, 5:05 PM ET)




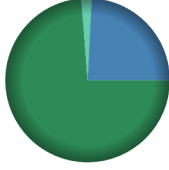

County	Total Claims	Claimant Type	Claims Paid	Amount Paid	Payments in County
Hidalgo (Texas)	8	Resident of County	2	\$9,000.00	 <ul style="list-style-type: none"> <li><span style="color: green;">■</span> Resident</li> <li><span style="color: lightgreen;">■</span> Loss</li> <li><span style="color: blue;">■</span> Both</li> </ul>
		Resident and Loss in County	1	\$6,000.00	
		Claim Loss in County	1	\$10,300.00	
		<b>Totals:</b>	<b>4</b>	<b>\$25,300.00</b>	
Hill (Texas)	2	Resident of County	1	\$21,600.00	 <ul style="list-style-type: none"> <li><span style="color: green;">■</span> Resident</li> </ul>
		<b>Totals:</b>	<b>1</b>	<b>\$21,600.00</b>	
Hillsborough (Florida)	374	Resident of County	43	\$721,700.00	 <ul style="list-style-type: none"> <li><span style="color: green;">■</span> Resident</li> <li><span style="color: lightgreen;">■</span> Loss</li> <li><span style="color: blue;">■</span> Both</li> </ul>
		Resident and Loss in County	65	\$1,376,000.00	
		Claim Loss in County	7	\$362,600.00	
		<b>Totals:</b>	<b>115</b>	<b>\$2,460,300.00</b>	
Hinds (Mississippi)	81	Resident of County	15	\$154,500.00	 <ul style="list-style-type: none"> <li><span style="color: green;">■</span> Resident</li> <li><span style="color: lightgreen;">■</span> Loss</li> <li><span style="color: blue;">■</span> Both</li> </ul>
		Resident and Loss in County	1	\$2,800.00	
		Claim Loss in County	3	\$80,200.00	
		<b>Totals:</b>	<b>19</b>	<b>\$237,500.00</b>	
Holmes (Florida)	191	Resident of County	64	\$658,900.00	 <ul style="list-style-type: none"> <li><span style="color: green;">■</span> Resident</li> <li><span style="color: lightgreen;">■</span> Loss</li> <li><span style="color: blue;">■</span> Both</li> </ul>
		Resident and Loss in County	11	\$135,300.00	
		Claim Loss in County	2	\$11,100.00	
		<b>Totals:</b>	<b>77</b>	<b>\$805,300.00</b>	

## GCCF Program Statistics - Overall Summary (as of October 13, 2010, 5:05 PM ET)

County	Count	Claimant Type	Claims Paid	Amount Paid	Payments in County
Hopkins (Texas)	1	<u>Claimant Type</u>	<u>Claims Paid</u>	<u>Amount Paid</u>	Payments in County  <ul style="list-style-type: none"> <li>Resident</li> </ul>
		Resident of County	1	\$9,700.00	
		<b>Totals:</b>	<b>1</b>	<b>\$9,700.00</b>	
		Houston (Alabama)	76	<u>Claimant Type</u>	
Resident of County	24			\$163,300.00	
Resident and Loss in County	2			\$138,900.00	
<b>Totals:</b>	<b>26</b>			<b>\$302,200.00</b>	
Humphreys (Mississippi)	3	<u>Claimant Type</u>	<u>Claims Paid</u>	<u>Amount Paid</u>	Payments in County  <ul style="list-style-type: none"> <li>Resident</li> <li>Loss</li> </ul>
		Resident of County	1	\$9,300.00	
		Claim Loss in County	1	\$28,000.00	
		<b>Totals:</b>	<b>2</b>	<b>\$37,300.00</b>	
Iberia (Louisiana)	636	<u>Claimant Type</u>	<u>Claims Paid</u>	<u>Amount Paid</u>	Payments in County  <ul style="list-style-type: none"> <li>Resident</li> <li>Loss</li> <li>Both</li> </ul>
		Resident of County	99	\$3,174,100.00	
		Resident and Loss in County	191	\$4,566,200.00	
		Claim Loss in County	81	\$2,209,600.00	
<b>Totals:</b>	<b>371</b>	<b>\$9,949,900.00</b>			
Iberville (Louisiana)	97	<u>Claimant Type</u>	<u>Claims Paid</u>	<u>Amount Paid</u>	Payments in County  <ul style="list-style-type: none"> <li>Resident</li> <li>Loss</li> <li>Both</li> </ul>
		Resident of County	9	\$189,200.00	
		Resident and Loss in County	18	\$549,700.00	
		Claim Loss in County	5	\$160,900.00	
<b>Totals:</b>	<b>32</b>	<b>\$899,800.00</b>			

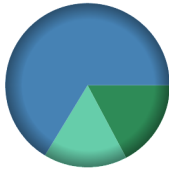




## GCCF Program Statistics - Overall Summary

(as of October 13, 2010, 5:05 PM ET)

County	Total Claims	Claimant Type	Claims Paid	Amount Paid	Payments in County
Indian River (Florida)	16	<u>Claimant Type</u>	<u>Claims Paid</u>	<u>Amount Paid</u>	Payments in County  <ul style="list-style-type: none"> <li>Resident</li> <li>Both</li> </ul>
		Resident of County	1	\$21,100.00	
		Resident and Loss in County	3	\$157,000.00	
		<b>Totals:</b>	<b>4</b>	<b>\$178,100.00</b>	
Itawamba (Mississippi)	1	<u>Claimant Type</u>	<u>Claims Paid</u>	<u>Amount Paid</u>	Payments in County  <ul style="list-style-type: none"> <li>Resident</li> </ul>
		Resident of County	1	\$6,000.00	
		<b>Totals:</b>	<b>1</b>	<b>\$6,000.00</b>	
Jackson (Alabama)	14	<u>Claimant Type</u>	<u>Claims Paid</u>	<u>Amount Paid</u>	Payments in County  <ul style="list-style-type: none"> <li>Resident</li> <li>Loss</li> </ul>
		Resident of County	8	\$65,500.00	
		Claim Loss in County	1	\$14,500.00	
		<b>Totals:</b>	<b>9</b>	<b>\$80,000.00</b>	
Jackson (Florida)	133	<u>Claimant Type</u>	<u>Claims Paid</u>	<u>Amount Paid</u>	Payments in County  <ul style="list-style-type: none"> <li>Resident</li> <li>Loss</li> <li>Both</li> </ul>
		Resident of County	20	\$292,800.00	
		Resident and Loss in County	3	\$96,000.00	
		Claim Loss in County	1	\$7,900.00	
		<b>Totals:</b>	<b>24</b>	<b>\$396,700.00</b>	
Jackson (Louisiana)	2	<u>Claimant Type</u>	<u>Claims Paid</u>	<u>Amount Paid</u>	Payments in County  <ul style="list-style-type: none"> <li>Resident</li> <li>Both</li> </ul>
		Resident of County	1	\$18,600.00	
		Resident and Loss in County	1	\$4,500.00	
		<b>Totals:</b>	<b>2</b>	<b>\$23,100.00</b>	

## GCCF Program Statistics - Overall Summary

(as of October 13, 2010, 5:05 PM ET)

County	Total Claims	Claimant Type	Claims Paid	Amount Paid	Payments in County
<b>Jackson (Mississippi)</b>	<b>4,775</b>	<u>Claimant Type</u>	<u>Claims Paid</u>	<u>Amount Paid</u>	<b>Payments in County</b>  <ul style="list-style-type: none"> <li><span style="color: green;">■</span> Resident</li> <li><span style="color: lightgreen;">■</span> Loss</li> <li><span style="color: blue;">■</span> Both</li> </ul>
		Resident of County	388	\$5,838,200.00	
		Resident and Loss in County	796	\$22,467,658.36	
		Claim Loss in County	306	\$5,565,900.00	
<b>Totals:</b>	<b>1,490</b>	<b>\$33,871,758.36</b>			
<b>Jasper (Mississippi)</b>	<b>28</b>	<u>Claimant Type</u>	<u>Claims Paid</u>	<u>Amount Paid</u>	<b>Payments in County</b>  <ul style="list-style-type: none"> <li><span style="color: green;">■</span> Both</li> </ul>
		Resident and Loss in County	1	\$25,500.00	
		<b>Totals:</b>	<b>1</b>	<b>\$25,500.00</b>	
<b>Jasper (Texas)</b>	<b>8</b>	<u>Claimant Type</u>	<u>Claims Paid</u>	<u>Amount Paid</u>	<b>Payments in County</b>  <ul style="list-style-type: none"> <li><span style="color: green;">■</span> Resident</li> </ul>
		Resident of County	3	\$145,700.00	
		<b>Totals:</b>	<b>3</b>	<b>\$145,700.00</b>	
<b>Jefferson (Alabama)</b>	<b>441</b>	<u>Claimant Type</u>	<u>Claims Paid</u>	<u>Amount Paid</u>	<b>Payments in County</b>  <ul style="list-style-type: none"> <li><span style="color: green;">■</span> Resident</li> <li><span style="color: lightgreen;">■</span> Loss</li> <li><span style="color: blue;">■</span> Both</li> </ul>
		Resident of County	268	\$2,709,600.00	
		Resident and Loss in County	3	\$37,700.00	
		Claim Loss in County	2	\$54,800.00	
<b>Totals:</b>	<b>273</b>	<b>\$2,802,100.00</b>			
<b>Jefferson (Florida)</b>	<b>9</b>	<u>Claimant Type</u>	<u>Claims Paid</u>	<u>Amount Paid</u>	<b>Payments in County</b>  <ul style="list-style-type: none"> <li><span style="color: green;">■</span> Resident</li> <li><span style="color: lightgreen;">■</span> Loss</li> </ul>
		Resident of County	3	\$93,000.00	
		Claim Loss in County	1	\$6,000.00	
		<b>Totals:</b>	<b>4</b>	<b>\$99,000.00</b>	


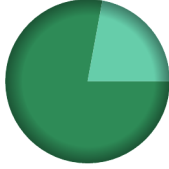



## GCCF Program Statistics - Overall Summary

(as of October 13, 2010, 5:05 PM ET)

County	Total Claims	Claimant Type	Claims Paid	Amount Paid	Payments in County
Jefferson (Louisiana)	19,907				
		Resident of County	1,736	\$28,106,280.32	
		Resident and Loss in County	2,723	\$61,634,500.00	
		Claim Loss in County	1,086	\$18,757,085.21	
		<b>Totals:</b>	<b>5,545</b>	<b>\$108,497,865.53</b>	
Jefferson (Texas)	555				
		Resident of County	95	\$2,890,700.00	
		Resident and Loss in County	245	\$5,437,300.00	
		Claim Loss in County	47	\$1,026,500.00	
		<b>Totals:</b>	<b>387</b>	<b>\$9,354,500.00</b>	
Jefferson Davis (Louisiana)	35				
		Resident of County	4	\$48,600.00	
		Resident and Loss in County	8	\$184,300.00	
		Claim Loss in County	2	\$65,000.00	
		<b>Totals:</b>	<b>14</b>	<b>\$297,900.00</b>	
Jim Hogg (Texas)	1				
		Claim Loss in County	1	\$32,400.00	
		<b>Totals:</b>	<b>1</b>	<b>\$32,400.00</b>	
Jim Wells (Texas)	1				
		Resident and Loss in County	1	\$79,900.00	
		<b>Totals:</b>	<b>1</b>	<b>\$79,900.00</b>	

## GCCF Program Statistics - Overall Summary


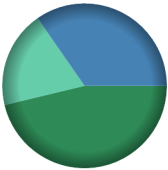

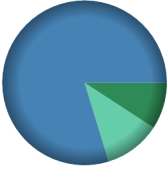
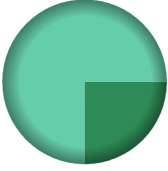
(as of October 13, 2010, 5:05 PM ET)

County	Count	Claimant Type	Claims Paid	Amount Paid	Payments in County
Johnson (Texas)	8	<u>Claimant Type</u>	<u>Claims Paid</u>	<u>Amount Paid</u>	Payments in County  <ul style="list-style-type: none"> <li>Resident</li> </ul>
		Resident of County	3	\$111,000.00	
		<b>Totals:</b>	<b>3</b>	<b>\$111,000.00</b>	
Jones (Mississippi)	91	<u>Claimant Type</u>	<u>Claims Paid</u>	<u>Amount Paid</u>	Payments in County  <ul style="list-style-type: none"> <li>Resident</li> <li>Both</li> </ul>
		Resident of County	10	\$176,100.00	
		Resident and Loss in County	1	\$50,000.00	
<b>Totals:</b>	<b>11</b>	<b>\$226,100.00</b>			
Kemper (Mississippi)	4	<u>Claimant Type</u>	<u>Claims Paid</u>	<u>Amount Paid</u>	Payments in County  <ul style="list-style-type: none"> <li>Loss</li> </ul>
		Claim Loss in County	2	\$22,200.00	
		<b>Totals:</b>	<b>2</b>	<b>\$22,200.00</b>	
Kendall (Texas)	2	<u>Claimant Type</u>	<u>Claims Paid</u>	<u>Amount Paid</u>	Payments in County  <ul style="list-style-type: none"> <li>Resident</li> </ul>
		Resident of County	2	\$15,700.00	
		<b>Totals:</b>	<b>2</b>	<b>\$15,700.00</b>	
Kleberg (Texas)	1	<u>Claimant Type</u>	<u>Claims Paid</u>	<u>Amount Paid</u>	Payments in County  <ul style="list-style-type: none"> <li>Resident</li> </ul>
		Resident of County	1	\$32,400.00	
		<b>Totals:</b>	<b>1</b>	<b>\$32,400.00</b>	



## GCCF Program Statistics - Overall Summary

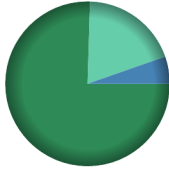




(as of October 13, 2010, 5:05 PM ET)

County	Total Claims	Claimant Type	Claims Paid	Amount Paid	Payments in County
Lafayette (Florida)	4	<u>Claimant Type</u>	<u>Claims Paid</u>	<u>Amount Paid</u>	 <p>Payments in County</p> <ul style="list-style-type: none"> <li>Resident and Loss in County</li> </ul>
		Resident and Loss in County	1	\$226,700.00	
		<b>Totals:</b>	<b>1</b>	<b>\$226,700.00</b>	
Lafayette (Louisiana)	796	<u>Claimant Type</u>	<u>Claims Paid</u>	<u>Amount Paid</u>	 <p>Payments in County</p> <ul style="list-style-type: none"> <li>Resident</li> <li>Loss</li> <li>Both</li> </ul>
		Resident of County	165	\$4,181,200.00	
		Resident and Loss in County	107	\$3,133,700.00	
		Claim Loss in County	68	\$1,725,000.00	
		<b>Totals:</b>	<b>340</b>	<b>\$9,039,900.00</b>	
Lafayette (Mississippi)	9	<u>Claimant Type</u>	<u>Claims Paid</u>	<u>Amount Paid</u>	 <p>Payments in County</p> <ul style="list-style-type: none"> <li>Resident</li> </ul>
		Resident of County	6	\$76,000.00	
		<b>Totals:</b>	<b>6</b>	<b>\$76,000.00</b>	
Lafourche (Louisiana)	2,009	<u>Claimant Type</u>	<u>Claims Paid</u>	<u>Amount Paid</u>	 <p>Payments in County</p> <ul style="list-style-type: none"> <li>Resident</li> <li>Loss</li> <li>Both</li> </ul>
		Resident of County	161	\$3,412,900.00	
		Resident and Loss in County	917	\$29,628,800.00	
		Claim Loss in County	179	\$4,123,780.32	
		<b>Totals:</b>	<b>1,257</b>	<b>\$37,165,480.32</b>	
Lake (Florida)	24	<u>Claimant Type</u>	<u>Claims Paid</u>	<u>Amount Paid</u>	 <p>Payments in County</p> <ul style="list-style-type: none"> <li>Resident</li> <li>Both</li> </ul>
		Resident of County	6	\$45,900.00	
		Resident and Loss in County	5	\$137,900.00	
		<b>Totals:</b>	<b>11</b>	<b>\$183,800.00</b>	



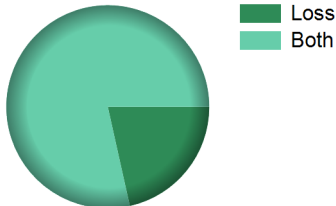



## GCCF Program Statistics - Overall Summary

(as of October 13, 2010, 5:05 PM ET)


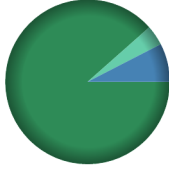
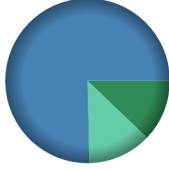
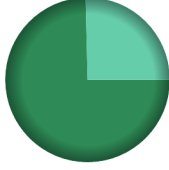

County	Total Claims	Claimant Type	Claims Paid	Amount Paid	Payments in County
<b>Lamar (Mississippi)</b>	<b>104</b>	<u>Claimant Type</u>	<u>Claims Paid</u>	<u>Amount Paid</u>	<b>Payments in County</b>  <ul style="list-style-type: none"> <li><span style="color: green;">■</span> Resident</li> <li><span style="color: lightgreen;">■</span> Loss</li> <li><span style="color: blue;">■</span> Both</li> </ul>
		Resident of County	8	\$133,900.00	
		Resident and Loss in County	1	\$9,500.00	
		Claim Loss in County	2	\$34,000.00	
<b>Totals:</b>	<b>11</b>	<b>\$177,400.00</b>			
<b>Lamar (Texas)</b>	<b>1</b>	<u>Claimant Type</u>	<u>Claims Paid</u>	<u>Amount Paid</u>	<b>Payments in County</b>  <ul style="list-style-type: none"> <li><span style="color: green;">■</span> Resident</li> </ul>
		Resident of County	1	\$3,200.00	
		<b>Totals:</b>	<b>1</b>	<b>\$3,200.00</b>	
<b>Lauderdale (Alabama)</b>	<b>20</b>	<u>Claimant Type</u>	<u>Claims Paid</u>	<u>Amount Paid</u>	<b>Payments in County</b>  <ul style="list-style-type: none"> <li><span style="color: green;">■</span> Resident</li> </ul>
		Resident of County	13	\$111,600.00	
		<b>Totals:</b>	<b>13</b>	<b>\$111,600.00</b>	
<b>Lauderdale (Mississippi)</b>	<b>49</b>	<u>Claimant Type</u>	<u>Claims Paid</u>	<u>Amount Paid</u>	<b>Payments in County</b>  <ul style="list-style-type: none"> <li><span style="color: green;">■</span> Resident</li> </ul>
		Resident of County	15	\$92,800.00	
		<b>Totals:</b>	<b>15</b>	<b>\$92,800.00</b>	
<b>Lawrence (Alabama)</b>	<b>7</b>	<u>Claimant Type</u>	<u>Claims Paid</u>	<u>Amount Paid</u>	<b>Payments in County</b>  <ul style="list-style-type: none"> <li><span style="color: green;">■</span> Resident</li> <li><span style="color: lightgreen;">■</span> Loss</li> </ul>
		Resident of County	2	\$21,200.00	
		Claim Loss in County	1	\$1,400.00	
		<b>Totals:</b>	<b>3</b>	<b>\$22,600.00</b>	

## GCCF Program Statistics - Overall Summary

(as of October 13, 2010, 5:05 PM ET)


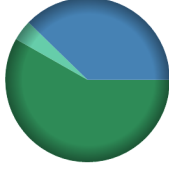

Lawrence (Mississippi)	57	<u>Claimant Type</u>	<u>Claims Paid</u>	<u>Amount Paid</u>	Payments in County
		Resident and Loss in County	5	\$67,500.00	
		Claim Loss in County	2	\$18,500.00	
		<b>Totals:</b>	<b>7</b>	<b>\$86,000.00</b>	
Leake (Mississippi)	12	<u>Claimant Type</u>	<u>Claims Paid</u>	<u>Amount Paid</u>	Payments in County
		Resident of County	2	\$63,000.00	
		<b>Totals:</b>	<b>2</b>	<b>\$63,000.00</b>	
Lee (Alabama)	60	<u>Claimant Type</u>	<u>Claims Paid</u>	<u>Amount Paid</u>	Payments in County
		Resident of County	28	\$226,700.00	
		<b>Totals:</b>	<b>28</b>	<b>\$226,700.00</b>	
Lee (Florida)	450	<u>Claimant Type</u>	<u>Claims Paid</u>	<u>Amount Paid</u>	Payments in County
		Resident of County	13	\$528,100.00	
		Resident and Loss in County	42	\$1,209,300.00	
		Claim Loss in County	4	\$47,300.00	
		<b>Totals:</b>	<b>59</b>	<b>\$1,784,700.00</b>	
Lee (Mississippi)	13	<u>Claimant Type</u>	<u>Claims Paid</u>	<u>Amount Paid</u>	Payments in County
		Resident of County	5	\$55,800.00	
		<b>Totals:</b>	<b>5</b>	<b>\$55,800.00</b>	

## GCCF Program Statistics - Overall Summary (as of October 13, 2010, 5:05 PM ET)

County	Total Claims	Claimant Type	Claims Paid	Amount Paid	Payments in County
<b>Leflore (Mississippi)</b>	<b>2</b>	<u>Claimant Type</u>	<u>Claims Paid</u>	<u>Amount Paid</u>	<b>Payments in County</b>  <ul style="list-style-type: none"> <li>Resident</li> </ul>
		Resident of County	1	\$7,800.00	
		<b>Totals:</b>	<b>1</b>	<b>\$7,800.00</b>	
<b>Leon (Florida)</b>	<b>273</b>	<u>Claimant Type</u>	<u>Claims Paid</u>	<u>Amount Paid</u>	<b>Payments in County</b>  <ul style="list-style-type: none"> <li>Resident</li> <li>Loss</li> <li>Both</li> </ul>
		Resident of County	73	\$1,121,100.00	
		Resident and Loss in County	6	\$95,700.00	
		Claim Loss in County	4	\$50,300.00	
<b>Totals:</b>	<b>83</b>	<b>\$1,267,100.00</b>			
<b>Levy (Florida)</b>	<b>129</b>	<u>Claimant Type</u>	<u>Claims Paid</u>	<u>Amount Paid</u>	<b>Payments in County</b>  <ul style="list-style-type: none"> <li>Resident</li> <li>Loss</li> <li>Both</li> </ul>
		Resident of County	10	\$232,900.00	
		Resident and Loss in County	60	\$1,444,100.00	
		Claim Loss in County	7	\$239,900.00	
<b>Totals:</b>	<b>77</b>	<b>\$1,916,900.00</b>			
<b>Liberty (Florida)</b>	<b>46</b>	<u>Claimant Type</u>	<u>Claims Paid</u>	<u>Amount Paid</u>	<b>Payments in County</b>  <ul style="list-style-type: none"> <li>Resident</li> <li>Both</li> </ul>
		Resident of County	14	\$132,900.00	
		Resident and Loss in County	4	\$45,200.00	
		<b>Totals:</b>	<b>18</b>	<b>\$178,100.00</b>	
<b>Liberty (Texas)</b>	<b>8</b>	<u>Claimant Type</u>	<u>Claims Paid</u>	<u>Amount Paid</u>	<b>Payments in County</b>  <ul style="list-style-type: none"> <li>Resident</li> <li>Both</li> </ul>
		Resident of County	1	\$21,500.00	
		Resident and Loss in County	1	\$75,000.00	
		<b>Totals:</b>	<b>2</b>	<b>\$96,500.00</b>	






## GCCF Program Statistics - Overall Summary

(as of October 13, 2010, 5:05 PM ET)


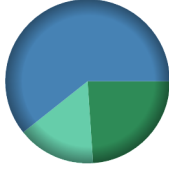


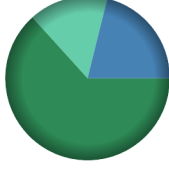
County	Total Claims	Claimant Type	Claims Paid	Amount Paid	Payments in County
<b>Limestone (Alabama)</b>	<b>38</b>	<u>Claimant Type</u>	<u>Claims Paid</u>	<u>Amount Paid</u>	<b>Payments in County</b>  Resident
		Resident of County	24	\$304,700.00	
		<b>Totals:</b>	<b>24</b>	<b>\$304,700.00</b>	
		<b>Lincoln (Louisiana)</b>	<b>15</b>	<u>Claimant Type</u>	
Resident of County	4			\$133,100.00	
<b>Totals:</b>	<b>4</b>			<b>\$133,100.00</b>	
<b>Lincoln (Mississippi)</b>	<b>22</b>			<u>Claimant Type</u>	<u>Claims Paid</u>
		Resident of County	4	\$12,400.00	
		Resident and Loss in County	1	\$22,200.00	
		Claim Loss in County	1	\$5,700.00	
		<b>Totals:</b>	<b>6</b>	<b>\$40,300.00</b>	
<b>Livingston (Louisiana)</b>	<b>184</b>	<u>Claimant Type</u>	<u>Claims Paid</u>	<u>Amount Paid</u>	<b>Payments in County</b>  Resident Loss Both
		Resident of County	42	\$905,600.00	
		Resident and Loss in County	19	\$586,700.00	
		Claim Loss in County	3	\$63,000.00	
		<b>Totals:</b>	<b>64</b>	<b>\$1,555,300.00</b>	
<b>Lowndes (Mississippi)</b>	<b>28</b>	<u>Claimant Type</u>	<u>Claims Paid</u>	<u>Amount Paid</u>	<b>Payments in County</b>  Resident Both
		Resident of County	10	\$102,500.00	
		Resident and Loss in County	1	\$2,400.00	
		<b>Totals:</b>	<b>11</b>	<b>\$104,900.00</b>	

## GCCF Program Statistics - Overall Summary

(as of October 13, 2010, 5:05 PM ET)

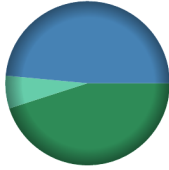


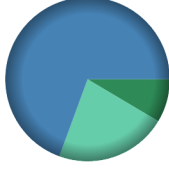

County	Total Claims	Claimant Type	Claims Paid	Amount Paid	Payments in County
Lubbock (Texas)	2	<u>Claimant Type</u>	<u>Claims Paid</u>	<u>Amount Paid</u>	Payments in County  <ul style="list-style-type: none"> <li>Resident</li> </ul>
		Resident of County	1	\$2,400.00	
		<b>Totals:</b>	<b>1</b>	<b>\$2,400.00</b>	
Macon (Alabama)	3	<u>Claimant Type</u>	<u>Claims Paid</u>	<u>Amount Paid</u>	Payments in County  <ul style="list-style-type: none"> <li>Resident</li> </ul>
		Resident of County	1	\$1,000.00	
		<b>Totals:</b>	<b>1</b>	<b>\$1,000.00</b>	
Madison (Alabama)	188	<u>Claimant Type</u>	<u>Claims Paid</u>	<u>Amount Paid</u>	Payments in County  <ul style="list-style-type: none"> <li>Resident</li> <li>Loss</li> <li>Both</li> </ul>
		Resident of County	117	\$1,416,000.00	
		Resident and Loss in County	1	\$48,000.00	
		Claim Loss in County	1	\$3,000.00	
		<b>Totals:</b>	<b>119</b>	<b>\$1,467,000.00</b>	
Madison (Florida)	6	<u>Claimant Type</u>	<u>Claims Paid</u>	<u>Amount Paid</u>	Payments in County  <ul style="list-style-type: none"> <li>Resident</li> <li>Loss</li> </ul>
		Resident of County	1	\$2,100.00	
		Claim Loss in County	1	\$1,200.00	
<b>Totals:</b>	<b>2</b>	<b>\$3,300.00</b>			
Madison (Louisiana)	1	<u>Claimant Type</u>	<u>Claims Paid</u>	<u>Amount Paid</u>	Payments in County  <ul style="list-style-type: none"> <li>Resident</li> </ul>
		Resident of County	1	\$16,200.00	
		<b>Totals:</b>	<b>1</b>	<b>\$16,200.00</b>	

## GCCF Program Statistics - Overall Summary (as of October 13, 2010, 5:05 PM ET)

County	Total Claims	Claimant Type	Claims Paid	Amount Paid	Payments in County
<b>Madison (Mississippi)</b>	<b>65</b>	<u>Claimant Type</u>	<u>Claims Paid</u>	<u>Amount Paid</u>	<b>Payments in County</b>  <ul style="list-style-type: none"> <li><span style="color: green;">■</span> Resident</li> <li><span style="color: lightgreen;">■</span> Both</li> </ul>
		Resident of County	27	\$293,400.00	
		Resident and Loss in County	3	\$52,400.00	
		<b>Totals:</b>	<b>30</b>	<b>\$345,800.00</b>	
<b>Manatee (Florida)</b>	<b>174</b>	<u>Claimant Type</u>	<u>Claims Paid</u>	<u>Amount Paid</u>	<b>Payments in County</b>  <ul style="list-style-type: none"> <li><span style="color: green;">■</span> Resident</li> <li><span style="color: lightgreen;">■</span> Loss</li> <li><span style="color: blue;">■</span> Both</li> </ul>
		Resident of County	13	\$379,500.00	
		Resident and Loss in County	28	\$962,400.00	
		Claim Loss in County	7	\$243,800.00	
<b>Totals:</b>	<b>48</b>	<b>\$1,585,700.00</b>			
<b>Marengo (Alabama)</b>	<b>17</b>	<u>Claimant Type</u>	<u>Claims Paid</u>	<u>Amount Paid</u>	<b>Payments in County</b>  <ul style="list-style-type: none"> <li><span style="color: green;">■</span> Resident</li> </ul>
		Resident of County	11	\$71,100.00	
		<b>Totals:</b>	<b>11</b>	<b>\$71,100.00</b>	
<b>Marion (Alabama)</b>	<b>4</b>	<u>Claimant Type</u>	<u>Claims Paid</u>	<u>Amount Paid</u>	<b>Payments in County</b>  <ul style="list-style-type: none"> <li><span style="color: green;">■</span> Resident</li> </ul>
		Resident of County	1	\$1,200.00	
		<b>Totals:</b>	<b>1</b>	<b>\$1,200.00</b>	
<b>Marion (Florida)</b>	<b>40</b>	<u>Claimant Type</u>	<u>Claims Paid</u>	<u>Amount Paid</u>	<b>Payments in County</b>  <ul style="list-style-type: none"> <li><span style="color: green;">■</span> Resident</li> <li><span style="color: lightgreen;">■</span> Loss</li> <li><span style="color: blue;">■</span> Both</li> </ul>
		Resident of County	9	\$106,000.00	
		Resident and Loss in County	1	\$35,400.00	
		Claim Loss in County	1	\$26,000.00	
<b>Totals:</b>	<b>11</b>	<b>\$167,400.00</b>			

## GCCF Program Statistics - Overall Summary

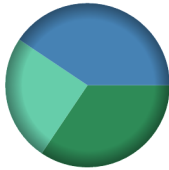

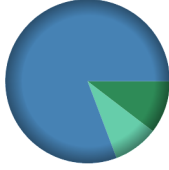

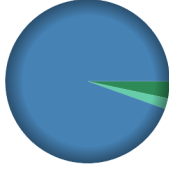
(as of October 13, 2010, 5:05 PM ET)

County	Total Claims	Claimant Type	Claims Paid	Amount Paid	Payments in County
<b>Marion (Mississippi)</b>	<b>158</b>	<u>Claimant Type</u>	<u>Claims Paid</u>	<u>Amount Paid</u>	<b>Payments in County</b>  <ul style="list-style-type: none"> <li><span style="color: green;">■</span> Resident</li> <li><span style="color: lightgreen;">■</span> Loss</li> <li><span style="color: blue;">■</span> Both</li> </ul>
		Resident of County	5	\$125,600.00	
		Resident and Loss in County	6	\$135,300.00	
		Claim Loss in County	1	\$18,000.00	
<b>Totals:</b>	<b>12</b>	<b>\$278,900.00</b>			
<b>Marshall (Alabama)</b>	<b>44</b>	<u>Claimant Type</u>	<u>Claims Paid</u>	<u>Amount Paid</u>	<b>Payments in County</b>  <ul style="list-style-type: none"> <li><span style="color: green;">■</span> Resident</li> <li><span style="color: lightgreen;">■</span> Both</li> </ul>
		Resident of County	22	\$248,700.00	
		Resident and Loss in County	1	\$37,200.00	
		<b>Totals:</b>	<b>23</b>	<b>\$285,900.00</b>	
<b>Martin (Florida)</b>	<b>20</b>	<u>Claimant Type</u>	<u>Claims Paid</u>	<u>Amount Paid</u>	<b>Payments in County</b>  <ul style="list-style-type: none"> <li><span style="color: green;">■</span> Resident</li> <li><span style="color: lightgreen;">■</span> Both</li> </ul>
		Resident of County	1	\$2,200.00	
		Resident and Loss in County	5	\$109,500.00	
		<b>Totals:</b>	<b>6</b>	<b>\$111,700.00</b>	
<b>Matagorda (Texas)</b>	<b>138</b>	<u>Claimant Type</u>	<u>Claims Paid</u>	<u>Amount Paid</u>	<b>Payments in County</b>  <ul style="list-style-type: none"> <li><span style="color: green;">■</span> Resident</li> <li><span style="color: lightgreen;">■</span> Loss</li> <li><span style="color: blue;">■</span> Both</li> </ul>
		Resident of County	12	\$312,600.00	
		Resident and Loss in County	57	\$2,540,300.00	
		Claim Loss in County	11	\$806,400.00	
<b>Totals:</b>	<b>80</b>	<b>\$3,659,300.00</b>			
<b>McLennan (Texas)</b>	<b>12</b>	<u>Claimant Type</u>	<u>Claims Paid</u>	<u>Amount Paid</u>	<b>Payments in County</b>  <ul style="list-style-type: none"> <li><span style="color: green;">■</span> Resident</li> </ul>
		Resident of County	4	\$77,300.00	
		<b>Totals:</b>	<b>4</b>	<b>\$77,300.00</b>	



## GCCF Program Statistics - Overall Summary


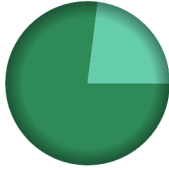

(as of October 13, 2010, 5:05 PM ET)

County	Total Claims	Claimant Type	Claims Paid	Amount Paid	Payments in County
<b>Miami-dade (Florida)</b>	<b>273</b>	<u>Claimant Type</u>	<u>Claims Paid</u>	<u>Amount Paid</u>	<b>Payments in County</b>  <ul style="list-style-type: none"> <li><span style="color: green;">■</span> Resident</li> <li><span style="color: lightgreen;">■</span> Loss</li> <li><span style="color: blue;">■</span> Both</li> </ul>
		Resident of County	16	\$302,900.00	
		Resident and Loss in County	11	\$357,300.00	
		Claim Loss in County	8	\$219,900.00	
<b>Totals:</b>	<b>35</b>	<b>\$880,100.00</b>			
<b>Milam (Texas)</b>	<b>1</b>	<u>Claimant Type</u>	<u>Claims Paid</u>	<u>Amount Paid</u>	<b>Payments in County</b>  <ul style="list-style-type: none"> <li><span style="color: green;">■</span> Resident</li> </ul>
		Resident of County	1	\$5,800.00	
		<b>Totals:</b>	<b>1</b>	<b>\$5,800.00</b>	
<b>Mobile (Alabama)</b>	<b>11,883</b>	<u>Claimant Type</u>	<u>Claims Paid</u>	<u>Amount Paid</u>	<b>Payments in County</b>  <ul style="list-style-type: none"> <li><span style="color: green;">■</span> Resident</li> <li><span style="color: lightgreen;">■</span> Loss</li> <li><span style="color: blue;">■</span> Both</li> </ul>
		Resident of County	608	\$9,409,565.00	
		Resident and Loss in County	3,702	\$72,978,300.00	
		Claim Loss in County	384	\$8,001,700.00	
<b>Totals:</b>	<b>4,694</b>	<b>\$90,389,565.00</b>			
<b>Monroe (Alabama)</b>	<b>69</b>	<u>Claimant Type</u>	<u>Claims Paid</u>	<u>Amount Paid</u>	<b>Payments in County</b>  <ul style="list-style-type: none"> <li><span style="color: green;">■</span> Resident</li> <li><span style="color: lightgreen;">■</span> Both</li> </ul>
		Resident of County	33	\$590,800.00	
		Resident and Loss in County	11	\$150,400.00	
<b>Totals:</b>	<b>44</b>	<b>\$741,200.00</b>			
<b>Monroe (Florida)</b>	<b>1,181</b>	<u>Claimant Type</u>	<u>Claims Paid</u>	<u>Amount Paid</u>	<b>Payments in County</b>  <ul style="list-style-type: none"> <li><span style="color: green;">■</span> Resident</li> <li><span style="color: lightgreen;">■</span> Loss</li> <li><span style="color: blue;">■</span> Both</li> </ul>
		Resident of County	12	\$295,800.00	
		Resident and Loss in County	273	\$8,360,700.00	
		Claim Loss in County	11	\$188,300.00	
<b>Totals:</b>	<b>296</b>	<b>\$8,844,800.00</b>			




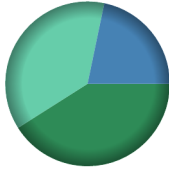



## GCCF Program Statistics - Overall Summary

(as of October 13, 2010, 5:05 PM ET)

County	Total Claims	Claimant Type	Claims Paid	Amount Paid	Payments in County
<b>Monroe (Mississippi)</b>	<b>11</b>	<u>Claimant Type</u>	<u>Claims Paid</u>	<u>Amount Paid</u>	<b>Payments in County</b>  <ul style="list-style-type: none"> <li>Resident</li> </ul>
		Resident of County	8	\$94,400.00	
		<b>Totals:</b>	<b>8</b>	<b>\$94,400.00</b>	
<b>Montgomery (Alabama)</b>	<b>165</b>	<u>Claimant Type</u>	<u>Claims Paid</u>	<u>Amount Paid</u>	<b>Payments in County</b>  <ul style="list-style-type: none"> <li>Resident</li> <li>Both</li> </ul>
		Resident of County	75	\$809,300.00	
		Resident and Loss in County	3	\$241,700.00	
<b>Totals:</b>	<b>78</b>	<b>\$1,051,000.00</b>			
<b>Montgomery (Mississippi)</b>	<b>1</b>	<u>Claimant Type</u>	<u>Claims Paid</u>	<u>Amount Paid</u>	<b>Payments in County</b>  <ul style="list-style-type: none"> <li>Resident</li> </ul>
		Resident of County	1	\$20,000.00	
		<b>Totals:</b>	<b>1</b>	<b>\$20,000.00</b>	
<b>Montgomery (Texas)</b>	<b>72</b>	<u>Claimant Type</u>	<u>Claims Paid</u>	<u>Amount Paid</u>	<b>Payments in County</b>  <ul style="list-style-type: none"> <li>Resident</li> <li>Both</li> </ul>
		Resident of County	17	\$306,200.00	
		Resident and Loss in County	2	\$70,700.00	
<b>Totals:</b>	<b>19</b>	<b>\$376,900.00</b>			
<b>Morgan (Alabama)</b>	<b>68</b>	<u>Claimant Type</u>	<u>Claims Paid</u>	<u>Amount Paid</u>	<b>Payments in County</b>  <ul style="list-style-type: none"> <li>Resident</li> </ul>
		Resident of County	41	\$416,100.00	
		<b>Totals:</b>	<b>41</b>	<b>\$416,100.00</b>	

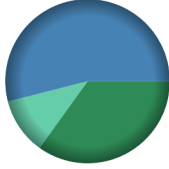
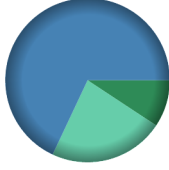


## GCCF Program Statistics - Overall Summary

(as of October 13, 2010, 5:05 PM ET)

County	Total Claims	Claimant Type	Claims Paid	Amount Paid	Payments in County
<b>Nacogdoches (Texas)</b>	<b>12</b>	<u>Claimant Type</u>	<u>Claims Paid</u>	<u>Amount Paid</u>	<b>Payments in County</b>  <ul style="list-style-type: none"> <li><span style="color: green;">■</span> Resident</li> <li><span style="color: lightgreen;">■</span> Loss</li> </ul>
		Resident of County	1	\$41,600.00	
		Claim Loss in County	4	\$250,400.00	
		<b>Totals:</b>	<b>5</b>	<b>\$292,000.00</b>	
<b>Nassau (Florida)</b>	<b>8</b>	<u>Claimant Type</u>	<u>Claims Paid</u>	<u>Amount Paid</u>	<b>Payments in County</b>  <ul style="list-style-type: none"> <li><span style="color: green;">■</span> Resident</li> <li><span style="color: lightgreen;">■</span> Loss</li> <li><span style="color: blue;">■</span> Both</li> </ul>
		Resident of County	2	\$58,700.00	
		Resident and Loss in County	2	\$31,100.00	
		Claim Loss in County	1	\$53,300.00	
<b>Totals:</b>	<b>5</b>	<b>\$143,100.00</b>			
<b>Natchitoches (Louisiana)</b>	<b>8</b>	<u>Claimant Type</u>	<u>Claims Paid</u>	<u>Amount Paid</u>	<b>Payments in County</b>  <ul style="list-style-type: none"> <li><span style="color: green;">■</span> Resident</li> <li><span style="color: lightgreen;">■</span> Both</li> </ul>
		Resident of County	3	\$61,000.00	
		Resident and Loss in County	2	\$48,400.00	
		<b>Totals:</b>	<b>5</b>	<b>\$109,400.00</b>	
<b>Neshoba (Mississippi)</b>	<b>21</b>	<u>Claimant Type</u>	<u>Claims Paid</u>	<u>Amount Paid</u>	<b>Payments in County</b>  <ul style="list-style-type: none"> <li><span style="color: green;">■</span> Resident</li> <li><span style="color: lightgreen;">■</span> Loss</li> </ul>
		Resident of County	1	\$138,900.00	
		Claim Loss in County	1	\$6,000.00	
		<b>Totals:</b>	<b>2</b>	<b>\$144,900.00</b>	
<b>Newton (Mississippi)</b>	<b>7</b>	<u>Claimant Type</u>	<u>Claims Paid</u>	<u>Amount Paid</u>	<b>Payments in County</b>  <ul style="list-style-type: none"> <li><span style="color: green;">■</span> Resident</li> </ul>
		Resident of County	2	\$80,000.00	
		<b>Totals:</b>	<b>2</b>	<b>\$80,000.00</b>	

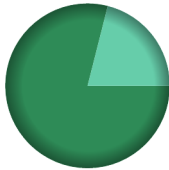
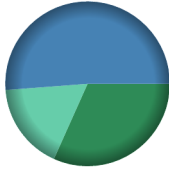
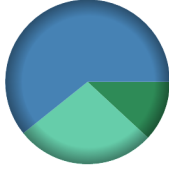


## GCCF Program Statistics - Overall Summary

(as of October 13, 2010, 5:05 PM ET)

County	Total Claims	Claimant Type	Claims Paid	Amount Paid	Payments in County
<b>Noxubee (Mississippi)</b>	<b>7</b>	<u>Claimant Type</u>	<u>Claims Paid</u>	<u>Amount Paid</u>	<b>Payments in County</b>  Resident
		Resident of County	1	\$8,800.00	
		<b>Totals:</b>	<b>1</b>	<b>\$8,800.00</b>	
<b>Nueces (Texas)</b>	<b>35</b>	<u>Claimant Type</u>	<u>Claims Paid</u>	<u>Amount Paid</u>	<b>Payments in County</b>  Resident Loss Both
		Resident of County	3	\$47,800.00	
		Resident and Loss in County	3	\$73,900.00	
		Claim Loss in County	1	\$15,200.00	
<b>Totals:</b>	<b>7</b>	<b>\$136,900.00</b>			
<b>Okaloosa (Florida)</b>	<b>12,867</b>	<u>Claimant Type</u>	<u>Claims Paid</u>	<u>Amount Paid</u>	<b>Payments in County</b>  Resident Loss Both
		Resident of County	820	\$11,808,300.00	
		Resident and Loss in County	4,507	\$86,395,000.00	
		Claim Loss in County	2,237	\$28,812,000.00	
<b>Totals:</b>	<b>7,564</b>	<b>\$127,015,300.00</b>			
<b>Okeechobee (Florida)</b>	<b>5</b>	<u>Claimant Type</u>	<u>Claims Paid</u>	<u>Amount Paid</u>	<b>Payments in County</b>  Loss
		Claim Loss in County	1	\$5,000.00	
		<b>Totals:</b>	<b>1</b>	<b>\$5,000.00</b>	
<b>Oktibbeha (Mississippi)</b>	<b>14</b>	<u>Claimant Type</u>	<u>Claims Paid</u>	<u>Amount Paid</u>	<b>Payments in County</b>  Resident
		Resident of County	8	\$68,600.00	
		<b>Totals:</b>	<b>8</b>	<b>\$68,600.00</b>	

## GCCF Program Statistics - Overall Summary





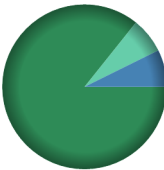
(as of October 13, 2010, 5:05 PM ET)

County	Total Claims	Claimant Type	Claims Paid	Amount Paid	Payments in County
<b>Orange (Florida)</b>	<b>177</b>	<u>Claimant Type</u>	<u>Claims Paid</u>	<u>Amount Paid</u>	<b>Payments in County</b>  <ul style="list-style-type: none"> <li><span style="color: green;">■</span> Resident</li> <li><span style="color: lightgreen;">■</span> Both</li> </ul>
		Resident of County	40	\$694,000.00	
		Resident and Loss in County	6	\$185,000.00	
		<b>Totals:</b>	<b>46</b>	<b>\$879,000.00</b>	
<b>Orange (Texas)</b>	<b>68</b>	<u>Claimant Type</u>	<u>Claims Paid</u>	<u>Amount Paid</u>	<b>Payments in County</b>  <ul style="list-style-type: none"> <li><span style="color: green;">■</span> Resident</li> <li><span style="color: lightgreen;">■</span> Loss</li> <li><span style="color: blue;">■</span> Both</li> </ul>
		Resident of County	18	\$245,700.00	
		Resident and Loss in County	16	\$396,700.00	
		Claim Loss in County	5	\$132,500.00	
<b>Totals:</b>	<b>39</b>	<b>\$774,900.00</b>			
<b>Orleans (Louisiana)</b>	<b>27,569</b>	<u>Claimant Type</u>	<u>Claims Paid</u>	<u>Amount Paid</u>	<b>Payments in County</b>  <ul style="list-style-type: none"> <li><span style="color: green;">■</span> Resident</li> <li><span style="color: lightgreen;">■</span> Loss</li> <li><span style="color: blue;">■</span> Both</li> </ul>
		Resident of County	858	\$13,740,700.00	
		Resident and Loss in County	4,684	\$70,228,800.00	
		Claim Loss in County	2,026	\$31,684,400.00	
<b>Totals:</b>	<b>7,568</b>	<b>\$115,653,900.00</b>			
<b>Osceola (Florida)</b>	<b>12</b>	<u>Claimant Type</u>	<u>Claims Paid</u>	<u>Amount Paid</u>	<b>Payments in County</b>  <ul style="list-style-type: none"> <li><span style="color: green;">■</span> Resident</li> </ul>
		Resident of County	3	\$27,400.00	
		<b>Totals:</b>	<b>3</b>	<b>\$27,400.00</b>	
<b>Ouachita (Louisiana)</b>	<b>55</b>	<u>Claimant Type</u>	<u>Claims Paid</u>	<u>Amount Paid</u>	<b>Payments in County</b>  <ul style="list-style-type: none"> <li><span style="color: green;">■</span> Resident</li> <li><span style="color: lightgreen;">■</span> Both</li> </ul>
		Resident of County	20	\$186,600.00	
		Resident and Loss in County	4	\$87,600.00	
		<b>Totals:</b>	<b>24</b>	<b>\$274,200.00</b>	

## GCCF Program Statistics - Overall Summary (as of October 13, 2010, 5:05 PM ET)

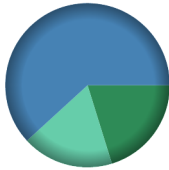
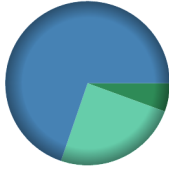

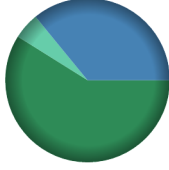

County	Total Claims	Claimant Type	Claims Paid	Amount Paid	Payments in County
<b>Palm Beach (Florida)</b>	<b>110</b>	<u>Claimant Type</u>	<u>Claims Paid</u>	<u>Amount Paid</u>	
		Resident of County	10	\$168,700.00	
		Resident and Loss in County	8	\$447,500.00	
		Claim Loss in County	3	\$25,900.00	
<b>Totals:</b>	<b>21</b>	<b>\$642,100.00</b>			
<b>Panola (Mississippi)</b>	<b>3</b>	<u>Claimant Type</u>	<u>Claims Paid</u>	<u>Amount Paid</u>	
		Resident of County	2	\$14,700.00	
		<b>Totals:</b>	<b>2</b>	<b>\$14,700.00</b>	
<b>Parker (Texas)</b>	<b>3</b>	<u>Claimant Type</u>	<u>Claims Paid</u>	<u>Amount Paid</u>	
		Resident of County	1	\$5,800.00	
		<b>Totals:</b>	<b>1</b>	<b>\$5,800.00</b>	
<b>Pasco (Florida)</b>	<b>301</b>	<u>Claimant Type</u>	<u>Claims Paid</u>	<u>Amount Paid</u>	
		Resident of County	51	\$948,600.00	
		Resident and Loss in County	75	\$2,009,300.00	
		Claim Loss in County	10	\$184,400.00	
<b>Totals:</b>	<b>136</b>	<b>\$3,142,300.00</b>			
<b>Pearl River (Mississippi)</b>	<b>347</b>	<u>Claimant Type</u>	<u>Claims Paid</u>	<u>Amount Paid</u>	
		Resident of County	75	\$1,193,000.00	
		Resident and Loss in County	16	\$570,700.00	
		Claim Loss in County	1	\$44,000.00	
<b>Totals:</b>	<b>92</b>	<b>\$1,807,700.00</b>			

## GCCF Program Statistics - Overall Summary (as of October 13, 2010, 5:05 PM ET)

County	Total Claims	Claimant Type	Claims Paid	Amount Paid	Payments in County
Perry (Alabama)	3	<u>Claimant Type</u>	<u>Claims Paid</u>	<u>Amount Paid</u>	Payments in County  Legend: Loss
		Claim Loss in County	1	\$35,000.00	
		<b>Totals:</b>	<b>1</b>	<b>\$35,000.00</b>	
Perry (Mississippi)	32	<u>Claimant Type</u>	<u>Claims Paid</u>	<u>Amount Paid</u>	Payments in County  Legend: Resident, Both
		Resident of County	2	\$71,600.00	
		Resident and Loss in County	3	\$44,200.00	
<b>Totals:</b>	<b>5</b>	<b>\$115,800.00</b>			
Pickens (Alabama)	10	<u>Claimant Type</u>	<u>Claims Paid</u>	<u>Amount Paid</u>	Payments in County  Legend: Resident
		Resident of County	4	\$29,000.00	
		<b>Totals:</b>	<b>4</b>	<b>\$29,000.00</b>	
Pike (Alabama)	22	<u>Claimant Type</u>	<u>Claims Paid</u>	<u>Amount Paid</u>	Payments in County  Legend: Resident
		Resident of County	4	\$28,000.00	
		<b>Totals:</b>	<b>4</b>	<b>\$28,000.00</b>	
Pike (Mississippi)	71	<u>Claimant Type</u>	<u>Claims Paid</u>	<u>Amount Paid</u>	Payments in County  Legend: Resident, Loss, Both
		Resident of County	13	\$147,900.00	
		Resident and Loss in County	1	\$12,600.00	
		Claim Loss in County	1	\$12,000.00	
<b>Totals:</b>	<b>15</b>	<b>\$172,500.00</b>			

## GCCF Program Statistics - Overall Summary

(as of October 13, 2010, 5:05 PM ET)

County	Total Claims	Claimant Type	Claims Paid	Amount Paid	Payments in County
<b>Pinellas (Florida)</b>	<b>1,307</b>	<u>Claimant Type</u>	<u>Claims Paid</u>	<u>Amount Paid</u>	 <ul style="list-style-type: none"> <li><span style="color: green;">■</span> Resident</li> <li><span style="color: lightgreen;">■</span> Loss</li> <li><span style="color: blue;">■</span> Both</li> </ul>
		Resident of County	38	\$1,289,400.00	
		Resident and Loss in County	165	\$3,940,900.00	
		Claim Loss in County	54	\$1,145,600.00	
<b>Totals:</b>	<b>257</b>	<b>\$6,375,900.00</b>			
<b>Plaquemines (Louisiana)</b>	<b>2,930</b>	<u>Claimant Type</u>	<u>Claims Paid</u>	<u>Amount Paid</u>	 <ul style="list-style-type: none"> <li><span style="color: green;">■</span> Resident</li> <li><span style="color: lightgreen;">■</span> Loss</li> <li><span style="color: blue;">■</span> Both</li> </ul>
		Resident of County	111	\$3,612,600.00	
		Resident and Loss in County	1,023	\$45,115,900.00	
		Claim Loss in County	527	\$15,942,400.00	
<b>Totals:</b>	<b>1,661</b>	<b>\$64,670,900.00</b>			
<b>Pointe Coupee (Louisiana)</b>	<b>25</b>	<u>Claimant Type</u>	<u>Claims Paid</u>	<u>Amount Paid</u>	 <ul style="list-style-type: none"> <li><span style="color: green;">■</span> Resident</li> <li><span style="color: lightgreen;">■</span> Both</li> </ul>
		Resident of County	4	\$52,400.00	
		Resident and Loss in County	2	\$37,000.00	
		<b>Totals:</b>	<b>6</b>	<b>\$89,400.00</b>	
<b>Polk (Florida)</b>	<b>46</b>	<u>Claimant Type</u>	<u>Claims Paid</u>	<u>Amount Paid</u>	 <ul style="list-style-type: none"> <li><span style="color: green;">■</span> Resident</li> <li><span style="color: lightgreen;">■</span> Loss</li> <li><span style="color: blue;">■</span> Both</li> </ul>
		Resident of County	8	\$104,700.00	
		Resident and Loss in County	5	\$63,800.00	
		Claim Loss in County	1	\$9,200.00	
<b>Totals:</b>	<b>14</b>	<b>\$177,700.00</b>			
<b>Polk (Texas)</b>	<b>4</b>	<u>Claimant Type</u>	<u>Claims Paid</u>	<u>Amount Paid</u>	 <ul style="list-style-type: none"> <li><span style="color: green;">■</span> Resident</li> </ul>
		Resident of County	1	\$80,700.00	
		<b>Totals:</b>	<b>1</b>	<b>\$80,700.00</b>	



## GCCF Program Statistics - Overall Summary






(as of October 13, 2010, 5:05 PM ET)

County	Total Claims	Claimant Type	Claims Paid	Amount Paid	Payments in County
Putnam (Florida)	9				 Legend: Both
		Resident and Loss in County	2	\$51,500.00	
		<b>Totals:</b>	<b>2</b>	<b>\$51,500.00</b>	
Randolph (Alabama)	7				 Legend: Resident
		Resident of County	4	\$50,300.00	
		<b>Totals:</b>	<b>4</b>	<b>\$50,300.00</b>	
Rankin (Mississippi)	50				 Legend: Resident
		Resident of County	22	\$398,200.00	
		<b>Totals:</b>	<b>22</b>	<b>\$398,200.00</b>	
Rapides (Louisiana)	88				 Legend: Resident, Both
		Resident of County	16	\$302,100.00	
		Resident and Loss in County	5	\$309,800.00	
<b>Totals:</b>	<b>21</b>	<b>\$611,900.00</b>			
Richland (Louisiana)	4				 Legend: Resident
		Resident of County	3	\$29,000.00	
		<b>Totals:</b>	<b>3</b>	<b>\$29,000.00</b>	




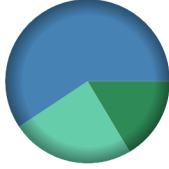
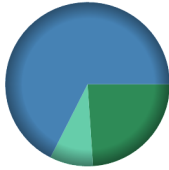


## GCCF Program Statistics - Overall Summary

(as of October 13, 2010, 5:05 PM ET)



County	Total Claims	Claimant Type	Claims Paid	Amount Paid	Payments in County
<b>Rockwall (Texas)</b>	<b>5</b>	<u>Claimant Type</u>	<u>Claims Paid</u>	<u>Amount Paid</u>	<b>Payments in County</b>  <span style="color: green;">■</span> Resident
		Resident of County	3	\$17,800.00	
		<b>Totals:</b>	<b>3</b>	<b>\$17,800.00</b>	
<b>Russell (Alabama)</b>	<b>12</b>	<u>Claimant Type</u>	<u>Claims Paid</u>	<u>Amount Paid</u>	<b>Payments in County</b>  <span style="color: green;">■</span> Resident
		Resident of County	2	\$21,100.00	
		<b>Totals:</b>	<b>2</b>	<b>\$21,100.00</b>	
<b>Sabine (Louisiana)</b>	<b>8</b>	<u>Claimant Type</u>	<u>Claims Paid</u>	<u>Amount Paid</u>	<b>Payments in County</b>  <span style="color: green;">■</span> Resident
		Resident of County	1	\$16,800.00	
		<b>Totals:</b>	<b>1</b>	<b>\$16,800.00</b>	
<b>Sabine (Texas)</b>	<b>1</b>	<u>Claimant Type</u>	<u>Claims Paid</u>	<u>Amount Paid</u>	<b>Payments in County</b>  <span style="color: green;">■</span> Resident
		Resident of County	1	\$40,000.00	
		<b>Totals:</b>	<b>1</b>	<b>\$40,000.00</b>	
<b>San Jacinto (Texas)</b>	<b>5</b>	<u>Claimant Type</u>	<u>Claims Paid</u>	<u>Amount Paid</u>	<b>Payments in County</b>  <span style="color: green;">■</span> Resident <span style="color: lightgreen;">■</span> Loss
		Resident of County	2	\$49,200.00	
		Claim Loss in County	1	\$30,000.00	
		<b>Totals:</b>	<b>3</b>	<b>\$79,200.00</b>	

## GCCF Program Statistics - Overall Summary

(as of October 13, 2010, 5:05 PM ET)

County	Total Claims	Claimant Type	Claims Paid	Amount Paid	Payments in County
<b>San Patricio (Texas)</b>	<b>24</b>	<u>Claimant Type</u>	<u>Claims Paid</u>	<u>Amount Paid</u>	<b>Payments in County</b>  <ul style="list-style-type: none"> <li>Resident and Loss in County</li> </ul>
		Resident and Loss in County	3	\$115,300.00	
		<b>Totals:</b>	<b>3</b>	<b>\$115,300.00</b>	
<b>Santa Rosa (Florida)</b>	<b>4,598</b>	<u>Claimant Type</u>	<u>Claims Paid</u>	<u>Amount Paid</u>	<b>Payments in County</b>  <ul style="list-style-type: none"> <li>Resident</li> <li>Loss</li> <li>Both</li> </ul>
		Resident of County	575	\$7,400,000.00	
		Resident and Loss in County	1,176	\$26,727,200.00	
		Claim Loss in County	874	\$10,909,700.00	
		<b>Totals:</b>	<b>2,625</b>	<b>\$45,036,900.00</b>	
<b>Sarasota (Florida)</b>	<b>181</b>	<u>Claimant Type</u>	<u>Claims Paid</u>	<u>Amount Paid</u>	<b>Payments in County</b>  <ul style="list-style-type: none"> <li>Resident</li> <li>Loss</li> <li>Both</li> </ul>
		Resident of County	6	\$59,900.00	
		Resident and Loss in County	6	\$169,000.00	
		Claim Loss in County	3	\$21,300.00	
		<b>Totals:</b>	<b>15</b>	<b>\$250,200.00</b>	
<b>Scott (Mississippi)</b>	<b>22</b>	<u>Claimant Type</u>	<u>Claims Paid</u>	<u>Amount Paid</u>	<b>Payments in County</b>  <ul style="list-style-type: none"> <li>Resident</li> </ul>
		Resident of County	6	\$58,000.00	
		<b>Totals:</b>	<b>6</b>	<b>\$58,000.00</b>	
<b>Seminole (Florida)</b>	<b>39</b>	<u>Claimant Type</u>	<u>Claims Paid</u>	<u>Amount Paid</u>	<b>Payments in County</b>  <ul style="list-style-type: none"> <li>Resident</li> </ul>
		Resident of County	11	\$80,800.00	
		<b>Totals:</b>	<b>11</b>	<b>\$80,800.00</b>	

## GCCF Program Statistics - Overall Summary (as of October 13, 2010, 5:05 PM ET)

County	Count	Claimant Type	Claims Paid	Amount Paid	Payments in County
Sharkey (Mississippi)	1	Resident of County	1	\$4,800.00	 <ul style="list-style-type: none"> <li>Resident</li> </ul>
		<b>Totals:</b>	<b>1</b>	<b>\$4,800.00</b>	
		Shelby (Alabama)	175	Resident of County	
Resident and Loss in County	2			\$23,500.00	
Claim Loss in County	1			\$28,800.00	
<b>Totals:</b>	<b>109</b>			<b>\$1,085,200.00</b>	
Simpson (Mississippi)	28	Resident of County	2	\$36,200.00	 <ul style="list-style-type: none"> <li>Resident</li> </ul>
		<b>Totals:</b>	<b>2</b>	<b>\$36,200.00</b>	
		Smith (Texas)	4	Resident of County	
<b>Totals:</b>	<b>1</b>			<b>\$35,200.00</b>	
St. Bernard (Louisiana)	2,181			Resident of County	240
		Resident and Loss in County	615	\$19,862,400.00	
		Claim Loss in County	151	\$4,321,800.00	
		<b>Totals:</b>	<b>1,006</b>	<b>\$28,080,900.00</b>	

## GCCF Program Statistics - Overall Summary

(as of October 13, 2010, 5:05 PM ET)

County	Total Claims	Claimant Type	Claims Paid	Amount Paid	Payments in County
<b>St. Charles (Louisiana)</b>	<b>1,349</b>	<u>Claimant Type</u>	<u>Claims Paid</u>	<u>Amount Paid</u>	
		Resident of County	111	\$1,730,200.00	
		Resident and Loss in County	176	\$4,792,900.00	
		Claim Loss in County	70	\$1,227,600.00	
<b>Totals:</b>	<b>357</b>	<b>\$7,750,700.00</b>			
<b>St. Clair (Alabama)</b>	<b>35</b>	<u>Claimant Type</u>	<u>Claims Paid</u>	<u>Amount Paid</u>	
		Resident of County	23	\$332,000.00	
		<b>Totals:</b>	<b>23</b>	<b>\$332,000.00</b>	
<b>St. Helena (Louisiana)</b>	<b>17</b>	<u>Claimant Type</u>	<u>Claims Paid</u>	<u>Amount Paid</u>	
		Resident of County	3	\$50,500.00	
		Claim Loss in County	1	\$25,000.00	
		<b>Totals:</b>	<b>4</b>	<b>\$75,500.00</b>	
<b>St. James (Louisiana)</b>	<b>165</b>	<u>Claimant Type</u>	<u>Claims Paid</u>	<u>Amount Paid</u>	
		Resident of County	7	\$168,800.00	
		Resident and Loss in County	8	\$154,100.00	
		<b>Totals:</b>	<b>15</b>	<b>\$322,900.00</b>	
<b>St. John The Baptist (Louisiana)</b>	<b>1,304</b>	<u>Claimant Type</u>	<u>Claims Paid</u>	<u>Amount Paid</u>	
		Resident of County	61	\$832,500.00	
		Resident and Loss in County	34	\$1,074,200.00	
		Claim Loss in County	12	\$191,600.00	
		<b>Totals:</b>	<b>107</b>	<b>\$2,098,300.00</b>	




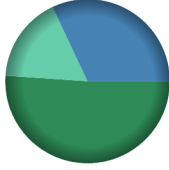
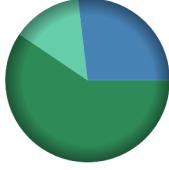
## GCCF Program Statistics - Overall Summary (as of October 13, 2010, 5:05 PM ET)

County	Total Claims	Claimant Type	Claims Paid	Amount Paid	Payments in County
St. Johns (Florida)	27	<u>Claimant Type</u>	<u>Claims Paid</u>	<u>Amount Paid</u>	<ul style="list-style-type: none"> <li>Resident</li> <li>Both</li> </ul>
		Resident of County	7	\$133,500.00	
		Resident and Loss in County	4	\$76,500.00	
		<b>Totals:</b>	<b>11</b>	<b>\$210,000.00</b>	
St. Landry (Louisiana)	110	<u>Claimant Type</u>	<u>Claims Paid</u>	<u>Amount Paid</u>	<ul style="list-style-type: none"> <li>Resident</li> <li>Loss</li> <li>Both</li> </ul>
		Resident of County	18	\$394,100.00	
		Resident and Loss in County	13	\$438,400.00	
		Claim Loss in County	3	\$115,700.00	
<b>Totals:</b>	<b>34</b>	<b>\$948,200.00</b>			
St. Lucie (Florida)	17	<u>Claimant Type</u>	<u>Claims Paid</u>	<u>Amount Paid</u>	<ul style="list-style-type: none"> <li>Resident</li> <li>Both</li> </ul>
		Resident of County	3	\$66,500.00	
		Resident and Loss in County	1	\$60,000.00	
		<b>Totals:</b>	<b>4</b>	<b>\$126,500.00</b>	
St. Martin (Louisiana)	428	<u>Claimant Type</u>	<u>Claims Paid</u>	<u>Amount Paid</u>	<ul style="list-style-type: none"> <li>Resident</li> <li>Loss</li> <li>Both</li> </ul>
		Resident of County	42	\$1,013,300.00	
		Resident and Loss in County	148	\$3,347,850.00	
		Claim Loss in County	13	\$209,100.00	
<b>Totals:</b>	<b>203</b>	<b>\$4,570,250.00</b>			
St. Mary (Louisiana)	911	<u>Claimant Type</u>	<u>Claims Paid</u>	<u>Amount Paid</u>	<ul style="list-style-type: none"> <li>Resident</li> <li>Loss</li> <li>Both</li> </ul>
		Resident of County	89	\$2,148,500.00	
		Resident and Loss in County	286	\$7,339,900.00	
		Claim Loss in County	137	\$4,920,900.00	
<b>Totals:</b>	<b>512</b>	<b>\$14,409,300.00</b>			

## GCCF Program Statistics - Overall Summary (as of October 13, 2010, 5:05 PM ET)

County	Total Claims	Claimant Type	Claims Paid	Amount Paid	Payments in County
<b>St. Tammany (Louisiana)</b>	<b>2,901</b>	<u>Claimant Type</u>	<u>Claims Paid</u>	<u>Amount Paid</u>	<b>Payments in County</b> <ul style="list-style-type: none"> <li><span style="color: green;">■</span> Resident</li> <li><span style="color: lightgreen;">■</span> Loss</li> <li><span style="color: blue;">■</span> Both</li> </ul>
		Resident of County	385	\$7,674,300.00	
		Resident and Loss in County	573	\$16,217,200.00	
		Claim Loss in County	166	\$3,353,665.00	
<b>Totals:</b>	<b>1,124</b>	<b>\$27,245,165.00</b>			
<b>Stone (Mississippi)</b>	<b>339</b>	<u>Claimant Type</u>	<u>Claims Paid</u>	<u>Amount Paid</u>	<b>Payments in County</b> <ul style="list-style-type: none"> <li><span style="color: green;">■</span> Resident</li> <li><span style="color: lightgreen;">■</span> Loss</li> <li><span style="color: blue;">■</span> Both</li> </ul>
		Resident of County	50	\$874,800.00	
		Resident and Loss in County	14	\$619,900.00	
		Claim Loss in County	5	\$82,800.00	
<b>Totals:</b>	<b>69</b>	<b>\$1,577,500.00</b>			
<b>Sumter (Alabama)</b>	<b>5</b>	<u>Claimant Type</u>	<u>Claims Paid</u>	<u>Amount Paid</u>	<b>Payments in County</b> <ul style="list-style-type: none"> <li><span style="color: green;">■</span> Resident</li> </ul>
		Resident of County	1	\$4,300.00	
<b>Totals:</b>	<b>1</b>	<b>\$4,300.00</b>			
<b>Sumter (Florida)</b>	<b>8</b>	<u>Claimant Type</u>	<u>Claims Paid</u>	<u>Amount Paid</u>	<b>Payments in County</b> <ul style="list-style-type: none"> <li><span style="color: green;">■</span> Resident</li> </ul>
		Resident of County	4	\$63,300.00	
<b>Totals:</b>	<b>4</b>	<b>\$63,300.00</b>			
<b>Sunflower (Mississippi)</b>	<b>7</b>	<u>Claimant Type</u>	<u>Claims Paid</u>	<u>Amount Paid</u>	<b>Payments in County</b> <ul style="list-style-type: none"> <li><span style="color: green;">■</span> Resident</li> </ul>
		Resident of County	2	\$22,600.00	
<b>Totals:</b>	<b>2</b>	<b>\$22,600.00</b>			

## GCCF Program Statistics - Overall Summary (as of October 13, 2010, 5:05 PM ET)

County	Total Claims	Claimant Type	Claims Paid	Amount Paid	Payments in County
Suwannee (Florida)	3	<u>Claimant Type</u>	<u>Claims Paid</u>	<u>Amount Paid</u>	Payments in County  <ul style="list-style-type: none"> <li>Resident</li> </ul>
		Resident of County	1	\$3,200.00	
		<b>Totals:</b>	<b>1</b>	<b>\$3,200.00</b>	
Talladega (Alabama)	28	<u>Claimant Type</u>	<u>Claims Paid</u>	<u>Amount Paid</u>	Payments in County  <ul style="list-style-type: none"> <li>Resident</li> </ul>
		Resident of County	19	\$108,100.00	
		<b>Totals:</b>	<b>19</b>	<b>\$108,100.00</b>	
Tallapoosa (Alabama)	20	<u>Claimant Type</u>	<u>Claims Paid</u>	<u>Amount Paid</u>	Payments in County  <ul style="list-style-type: none"> <li>Resident</li> </ul>
		Resident of County	6	\$40,500.00	
		<b>Totals:</b>	<b>6</b>	<b>\$40,500.00</b>	
Tangipahoa (Louisiana)	575	<u>Claimant Type</u>	<u>Claims Paid</u>	<u>Amount Paid</u>	Payments in County  <ul style="list-style-type: none"> <li>Resident</li> <li>Loss</li> <li>Both</li> </ul>
		Resident of County	89	\$2,045,000.00	
		Resident and Loss in County	82	\$1,281,500.00	
		Claim Loss in County	21	\$676,700.00	
		<b>Totals:</b>	<b>192</b>	<b>\$4,003,200.00</b>	
Tarrant (Texas)	124	<u>Claimant Type</u>	<u>Claims Paid</u>	<u>Amount Paid</u>	Payments in County  <ul style="list-style-type: none"> <li>Resident</li> <li>Loss</li> <li>Both</li> </ul>
		Resident of County	41	\$777,600.00	
		Resident and Loss in County	4	\$351,100.00	
		Claim Loss in County	4	\$178,700.00	
		<b>Totals:</b>	<b>49</b>	<b>\$1,307,400.00</b>	



## GCCF Program Statistics - Overall Summary


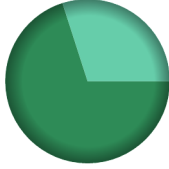



(as of October 13, 2010, 5:05 PM ET)

County	Total Claims	Claimant Type	Claims Paid	Amount Paid	Payments in County
<b>Taylor (Florida)</b>	<b>52</b>	<u>Claimant Type</u>	<u>Claims Paid</u>	<u>Amount Paid</u>	<b>Payments in County</b> 
		Resident of County	6	\$130,400.00	
		Resident and Loss in County	26	\$707,700.00	
		Claim Loss in County	1	\$4,800.00	
<b>Totals:</b>	<b>33</b>	<b>\$842,900.00</b>			
<b>Terrebonne (Louisiana)</b>	<b>3,622</b>	<u>Claimant Type</u>	<u>Claims Paid</u>	<u>Amount Paid</u>	<b>Payments in County</b> 
		Resident of County	136	\$3,088,985.21	
		Resident and Loss in County	1,873	\$48,487,500.00	
		Claim Loss in County	297	\$7,560,900.00	
<b>Totals:</b>	<b>2,306</b>	<b>\$59,137,385.21</b>			
<b>Tishomingo (Mississippi)</b>	<b>1</b>	<u>Claimant Type</u>	<u>Claims Paid</u>	<u>Amount Paid</u>	<b>Payments in County</b> 
		Resident of County	1	\$2,100.00	
<b>Totals:</b>	<b>1</b>	<b>\$2,100.00</b>			
<b>Travis (Texas)</b>	<b>47</b>	<u>Claimant Type</u>	<u>Claims Paid</u>	<u>Amount Paid</u>	<b>Payments in County</b> 
		Resident of County	10	\$121,400.00	
		Resident and Loss in County	1	\$15,000.00	
		<b>Totals:</b>	<b>11</b>	<b>\$136,400.00</b>	
<b>Tuscaloosa (Alabama)</b>	<b>150</b>	<u>Claimant Type</u>	<u>Claims Paid</u>	<u>Amount Paid</u>	<b>Payments in County</b> 
		Resident of County	85	\$796,400.00	
		Resident and Loss in County	2	\$22,000.00	
		Claim Loss in County	2	\$49,000.00	
<b>Totals:</b>	<b>89</b>	<b>\$867,400.00</b>			




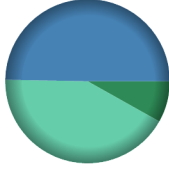
## GCCF Program Statistics - Overall Summary

(as of October 13, 2010, 5:05 PM ET)

State	Total Claims	Claimant Type	Claims Paid	Amount Paid	Payments in County
Tyler (Texas)	3	<u>Claimant Type</u>	<u>Claims Paid</u>	<u>Amount Paid</u>	Payments in County  <ul style="list-style-type: none"> <li>Resident</li> </ul>
		Resident of County	3	\$28,000.00	
		<b>Totals:</b>	<b>3</b>	<b>\$28,000.00</b>	
Union (Louisiana)	8	<u>Claimant Type</u>	<u>Claims Paid</u>	<u>Amount Paid</u>	Payments in County  <ul style="list-style-type: none"> <li>Resident</li> <li>Both</li> </ul>
		Resident of County	2	\$95,500.00	
		Resident and Loss in County	1	\$40,800.00	
<b>Totals:</b>	<b>3</b>	<b>\$136,300.00</b>			
Unknown (Alabama)	74	<u>Claimant Type</u>	<u>Claims Paid</u>	<u>Amount Paid</u>	Payments in County  <ul style="list-style-type: none"> <li>Resident</li> </ul>
		Resident of County	33	\$917,600.00	
		<b>Totals:</b>	<b>33</b>	<b>\$917,600.00</b>	
Unknown (Florida)	77	<u>Claimant Type</u>	<u>Claims Paid</u>	<u>Amount Paid</u>	Payments in County  <ul style="list-style-type: none"> <li>Resident</li> </ul>
		Resident of County	30	\$684,600.00	
		<b>Totals:</b>	<b>30</b>	<b>\$684,600.00</b>	
Unknown (Louisiana)	149	<u>Claimant Type</u>	<u>Claims Paid</u>	<u>Amount Paid</u>	Payments in County  <ul style="list-style-type: none"> <li>Resident</li> </ul>
		Resident of County	45	\$963,400.00	
		<b>Totals:</b>	<b>45</b>	<b>\$963,400.00</b>	

## GCCF Program Statistics - Overall Summary

(as of October 13, 2010, 5:05 PM ET)



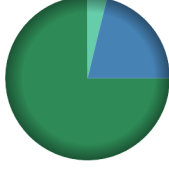
County	Total Claims	Claimant Type	Claims Paid	Amount Paid	Payments in County
<b>Unknown (Mississippi)</b>	<b>52</b>		<u>Claims Paid</u>	<u>Amount Paid</u>	<b>Payments in County</b>  <ul style="list-style-type: none"> <li>Resident</li> </ul>
		Resident of County	13	\$193,700.00	
		<b>Totals:</b>	<b>13</b>	<b>\$193,700.00</b>	
<b>Unknown (Texas)</b>	<b>7</b>		<u>Claims Paid</u>	<u>Amount Paid</u>	<b>Payments in County</b>  <ul style="list-style-type: none"> <li>Resident</li> </ul>
		Resident of County	2	\$81,000.00	
		<b>Totals:</b>	<b>2</b>	<b>\$81,000.00</b>	
<b>Vermilion (Louisiana)</b>	<b>1,022</b>		<u>Claims Paid</u>	<u>Amount Paid</u>	<b>Payments in County</b>  <ul style="list-style-type: none"> <li>Resident</li> <li>Loss</li> <li>Both</li> </ul>
		Resident of County	99	\$2,052,200.00	
		Resident and Loss in County	503	\$12,518,400.00	
		Claim Loss in County	153	\$10,613,700.00	
		<b>Totals:</b>	<b>755</b>	<b>\$25,184,300.00</b>	
<b>Vernon (Louisiana)</b>	<b>11</b>		<u>Claims Paid</u>	<u>Amount Paid</u>	<b>Payments in County</b>  <ul style="list-style-type: none"> <li>Resident</li> <li>Loss</li> </ul>
		Resident of County	1	\$10,000.00	
		Claim Loss in County	3	\$133,000.00	
<b>Totals:</b>	<b>4</b>	<b>\$143,000.00</b>			
<b>Victoria (Texas)</b>	<b>7</b>		<u>Claims Paid</u>	<u>Amount Paid</u>	<b>Payments in County</b>  <ul style="list-style-type: none"> <li>Resident</li> </ul>
		Resident of County	3	\$44,700.00	
		<b>Totals:</b>	<b>3</b>	<b>\$44,700.00</b>	

## GCCF Program Statistics - Overall Summary

(as of October 13, 2010, 5:05 PM ET)






County	Total Claims	Claimant Type	Claims Paid	Amount Paid	Payments in County
<b>Volusia (Florida)</b>	<b>50</b>	<u>Claimant Type</u>	<u>Claims Paid</u>	<u>Amount Paid</u>	<b>Payments in County</b> 
		Resident of County	5	\$193,500.00	
		Resident and Loss in County	3	\$442,000.00	
		Claim Loss in County	3	\$34,100.00	
<b>Totals:</b>	<b>11</b>	<b>\$669,600.00</b>			
<b>W. Baton Rouge (Louisiana)</b>	<b>27</b>	<u>Claimant Type</u>	<u>Claims Paid</u>	<u>Amount Paid</u>	<b>Payments in County</b> 
		Resident and Loss in County	1	\$28,100.00	
		Claim Loss in County	1	\$3,700.00	
<b>Totals:</b>	<b>2</b>	<b>\$31,800.00</b>			
<b>W. Feliciana (Louisiana)</b>	<b>10</b>	<u>Claimant Type</u>	<u>Claims Paid</u>	<u>Amount Paid</u>	<b>Payments in County</b> 
		Resident of County	1	\$8,000.00	
<b>Totals:</b>	<b>1</b>	<b>\$8,000.00</b>			
<b>Wakulla (Florida)</b>	<b>438</b>	<u>Claimant Type</u>	<u>Claims Paid</u>	<u>Amount Paid</u>	<b>Payments in County</b> 
		Resident of County	30	\$834,400.00	
		Resident and Loss in County	248	\$5,039,000.00	
		Claim Loss in County	23	\$497,200.00	
<b>Totals:</b>	<b>301</b>	<b>\$6,370,600.00</b>			
<b>Walker (Alabama)</b>	<b>30</b>	<u>Claimant Type</u>	<u>Claims Paid</u>	<u>Amount Paid</u>	<b>Payments in County</b> 
		Resident of County	15	\$212,000.00	
		Resident and Loss in County	1	\$9,500.00	
		Claim Loss in County	2	\$28,000.00	
<b>Totals:</b>	<b>18</b>	<b>\$249,500.00</b>			

## GCCF Program Statistics - Overall Summary (as of October 13, 2010, 5:05 PM ET)

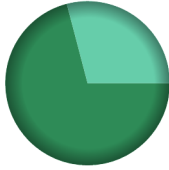

County	Total Claims	Claimant Type	Claims Paid	Amount Paid	Payments in County
<b>Walthall (Mississippi)</b>	<b>32</b>	<u>Claimant Type</u>	<u>Claims Paid</u>	<u>Amount Paid</u>	<b>Payments in County</b>  <ul style="list-style-type: none"> <li>Resident</li> </ul>
		Resident of County	1	\$19,400.00	
		<b>Totals:</b>	<b>1</b>	<b>\$19,400.00</b>	
		<b>Walton (Florida)</b>	<b>6,357</b>	<u>Claimant Type</u>	
Resident of County	601			\$12,647,400.00	
Resident and Loss in County	1,789			\$35,074,500.00	
Claim Loss in County	1,459			\$17,573,400.00	
<b>Totals:</b>	<b>3,849</b>			<b>\$65,295,300.00</b>	
<b>Warren (Mississippi)</b>	<b>13</b>	<u>Claimant Type</u>	<u>Claims Paid</u>	<u>Amount Paid</u>	<b>Payments in County</b>  <ul style="list-style-type: none"> <li>Resident</li> </ul>
		Resident of County	4	\$32,700.00	
		<b>Totals:</b>	<b>4</b>	<b>\$32,700.00</b>	
		<b>Washington (Alabama)</b>	<b>70</b>	<u>Claimant Type</u>	
Resident of County	12			\$125,800.00	
Resident and Loss in County	1			\$15,000.00	
Claim Loss in County	4			\$113,400.00	
<b>Totals:</b>	<b>17</b>			<b>\$254,200.00</b>	
<b>Washington (Florida)</b>	<b>430</b>	<u>Claimant Type</u>	<u>Claims Paid</u>	<u>Amount Paid</u>	<b>Payments in County</b>  <ul style="list-style-type: none"> <li>Resident</li> <li>Loss</li> <li>Both</li> </ul>
		Resident of County	106	\$1,100,400.00	
		Resident and Loss in County	17	\$311,200.00	
		Claim Loss in County	5	\$56,800.00	
		<b>Totals:</b>	<b>128</b>	<b>\$1,468,400.00</b>	

## GCCF Program Statistics - Overall Summary

(as of October 13, 2010, 5:05 PM ET)



County	Total Claims	Claimant Type	Claims Paid	Amount Paid	Payments in County
<b>Washington (Louisiana)</b>	<b>104</b>	<u>Claimant Type</u>	<u>Claims Paid</u>	<u>Amount Paid</u>	<b>Payments in County</b>  <ul style="list-style-type: none"> <li><span style="color: green;">■</span> Resident</li> <li><span style="color: lightgreen;">■</span> Loss</li> <li><span style="color: blue;">■</span> Both</li> </ul>
		Resident of County	18	\$539,400.00	
		Resident and Loss in County	11	\$541,800.00	
		Claim Loss in County	1	\$9,000.00	
<b>Totals:</b>	<b>30</b>	<b>\$1,090,200.00</b>			
<b>Washington (Mississippi)</b>	<b>8</b>	<u>Claimant Type</u>	<u>Claims Paid</u>	<u>Amount Paid</u>	<b>Payments in County</b>  <ul style="list-style-type: none"> <li><span style="color: green;">■</span> Resident</li> </ul>
		Resident of County	2	\$2,000.00	
		<b>Totals:</b>	<b>2</b>	<b>\$2,000.00</b>	
<b>Wayne (Mississippi)</b>	<b>59</b>	<u>Claimant Type</u>	<u>Claims Paid</u>	<u>Amount Paid</u>	<b>Payments in County</b>  <ul style="list-style-type: none"> <li><span style="color: green;">■</span> Resident</li> <li><span style="color: lightgreen;">■</span> Both</li> </ul>
		Resident of County	2	\$84,100.00	
		Resident and Loss in County	3	\$86,600.00	
		<b>Totals:</b>	<b>5</b>	<b>\$170,700.00</b>	
<b>Webster (Louisiana)</b>	<b>7</b>	<u>Claimant Type</u>	<u>Claims Paid</u>	<u>Amount Paid</u>	<b>Payments in County</b>  <ul style="list-style-type: none"> <li><span style="color: green;">■</span> Resident</li> </ul>
		Resident of County	1	\$91,000.00	
		<b>Totals:</b>	<b>1</b>	<b>\$91,000.00</b>	
<b>Webster (Mississippi)</b>	<b>2</b>	<u>Claimant Type</u>	<u>Claims Paid</u>	<u>Amount Paid</u>	<b>Payments in County</b>  <ul style="list-style-type: none"> <li><span style="color: green;">■</span> Resident</li> </ul>
		Resident of County	1	\$3,000.00	
		<b>Totals:</b>	<b>1</b>	<b>\$3,000.00</b>	

## GCCF Program Statistics - Overall Summary (as of October 13, 2010, 5:05 PM ET)

County	Total Claims	Claimant Type	Claims Paid	Amount Paid	Payments in County
<b>Wichita (Texas)</b>	<b>3</b>	<u>Claimant Type</u>	<u>Claims Paid</u>	<u>Amount Paid</u>	<b>Payments in County</b>  <ul style="list-style-type: none"> <li>Resident</li> </ul>
		Resident of County	1	\$2,700.00	
		<b>Totals:</b>	<b>1</b>	<b>\$2,700.00</b>	
<b>Wilcox (Alabama)</b>	<b>21</b>	<u>Claimant Type</u>	<u>Claims Paid</u>	<u>Amount Paid</u>	<b>Payments in County</b>  <ul style="list-style-type: none"> <li>Resident</li> <li>Both</li> </ul>
		Resident of County	10	\$152,300.00	
		Resident and Loss in County	2	\$62,400.00	
<b>Totals:</b>	<b>12</b>	<b>\$214,700.00</b>			
<b>Wilkinson (Mississippi)</b>	<b>3</b>	<u>Claimant Type</u>	<u>Claims Paid</u>	<u>Amount Paid</u>	<b>Payments in County</b>  <ul style="list-style-type: none"> <li>Resident</li> </ul>
		Resident of County	1	\$8,400.00	
		<b>Totals:</b>	<b>1</b>	<b>\$8,400.00</b>	
<b>Williamson (Texas)</b>	<b>12</b>	<u>Claimant Type</u>	<u>Claims Paid</u>	<u>Amount Paid</u>	<b>Payments in County</b>  <ul style="list-style-type: none"> <li>Resident</li> </ul>
		Resident of County	4	\$54,700.00	
		<b>Totals:</b>	<b>4</b>	<b>\$54,700.00</b>	
<b>Winston (Alabama)</b>	<b>11</b>	<u>Claimant Type</u>	<u>Claims Paid</u>	<u>Amount Paid</u>	<b>Payments in County</b>  <ul style="list-style-type: none"> <li>Resident</li> </ul>
		Resident of County	4	\$85,200.00	
		<b>Totals:</b>	<b>4</b>	<b>\$85,200.00</b>	

## GCCF Program Statistics - Overall Summary

(as of October 13, 2010, 5:05 PM ET)

County	Total Claims	Claimant Type	Claims Paid	Amount Paid	Payments in County
<b>Winston (Mississippi)</b>	<b>12</b>				 Legend: <span style="color: green;">■</span> Resident
		Resident of County	1	\$7,400.00	
		<b>Totals:</b>	<b>1</b>	<b>\$7,400.00</b>	
<b>Yazoo (Mississippi)</b>	<b>2</b>				 Legend: <span style="color: green;">■</span> Resident
		Resident of County	1	\$3,300.00	
		<b>Totals:</b>	<b>1</b>	<b>\$3,300.00</b>	