

GCCF Program Statistics - Overall Summary

(as of October 12, 2010, 5:05 PM ET)

Claimant Status	No. of Claimants
TOTAL GCCF Claimants to Date <i>(Claimants may have one or more Claim Type)</i>	158,805
1. Claimants Paid and Approved for Payment	63,327
2. Claimants Requiring Additional Information or Documentation	58,261
3. Claimants Referred to Government, Moratorium and Real Estate funds	1,760
4. Denied Claimants	144
5. Claimants Under Review (Emergency Advance Payment)	30,804
6. Claimants Under Review (for Final Claim only)	4,509

Claimants <i>(Claimants may have one or more Claim Type)</i>	No. of Claimants
1. Individual*	123,069
2. Business*	35,736
<i>*Individual v. Business classification is subject to change.</i>	
<i>Represented Claimants: 3,986</i>	
Total to Date	158,805

Claims by Emergency Or Final Payment	No. of Claims Paid or Approved for Payment	No. of Claims Paid	Amount Paid
1. Emergency Advance Payment (One Month)	7,375	7,322	\$ 64,103,075.88
2. Emergency Advance Payment (Six Months)	56,290	55,311	\$ 1,164,334,038.83
Sub-Total to Date	63,665	62,633	\$ 1,228,437,114.71

Separate Fund for Real Estate Brokers and Agents			\$ 34,500,000.00
Total to Date			\$ 1,262,937,114.71

Claims by Category <i>(includes Individual and</i>	No. of Claims Paid	Amount Paid
1. Removal and Clean Up Costs	0	\$ -
2. Real or Personal Property	13	\$ 57,963.38
3. Lost Earnings or Profits	62,611	\$ 1,228,362,214.83
4. Loss of Subsistence Use of Natural Resources	5	\$ 13,000.00
5. Physical Injury / Death	4	\$ 3,936.50
Total to Date	62,633	\$ 1,228,437,114.71

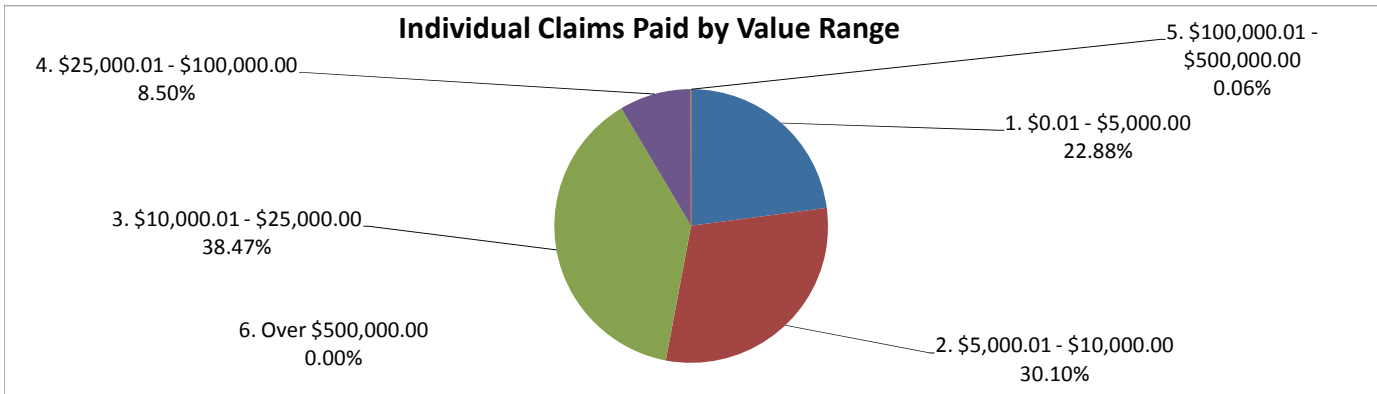
Claims by Type	No. of Claims Paid	No. of Claims Paid where Claimant Participated in BP Claims Process	No. of Claims Paid for new Claimants	Total Amount Paid
1. Individual	40,590	20,941	19,649	\$ 495,685,038.71
2. Business	22,043	18,577	3,466	\$ 732,752,076.00
Total to Date	62,633	39,518	23,115	\$ 1,228,437,114.71

GCCF Program Statistics - Overall Summary
(as of October 12, 2010, 5:05 PM ET)

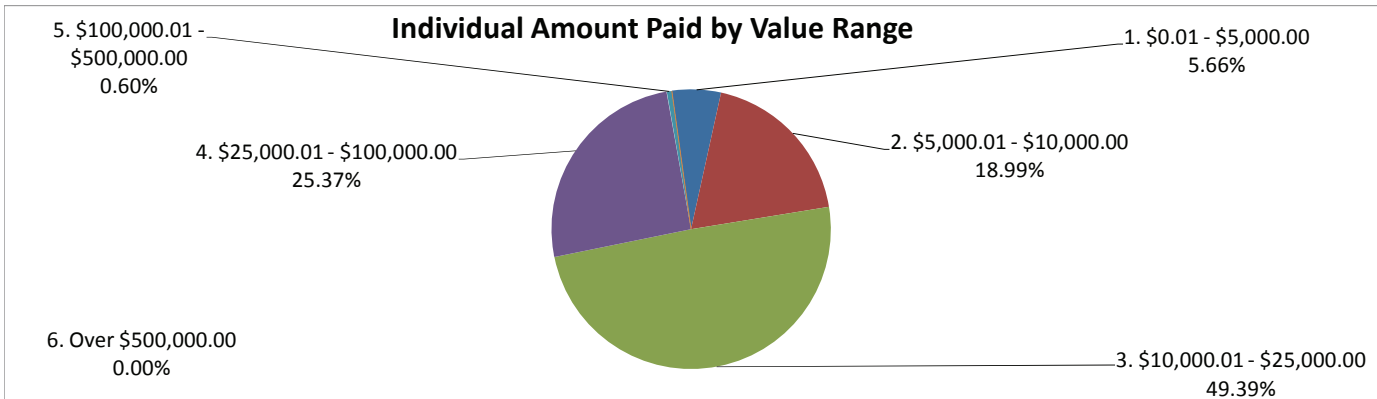
Individual Claims by Amount
(Claimants may have more than one Claim Type)

Claims by Amount	No. of Claims Paid	Amount Paid
1. \$0.01 - \$5,000.00	9287	\$ 28,060,771.71
2. \$5,000.01 - \$10,000.00	12217	\$ 94,111,858.30
3. \$10,000.01 - \$25,000.00	15614	\$ 244,798,100.00
4. \$25,000.01 - \$100,000.00	3449	\$ 125,752,508.70
5. \$100,000.01 - \$500,000.00	23	\$ 2,961,800.00
6. Over \$500,000.00	0	\$ -
Total to Date	40,590	\$ 495,685,038.71

Individual Claims Paid by Value Range



Individual Amount Paid by Value Range

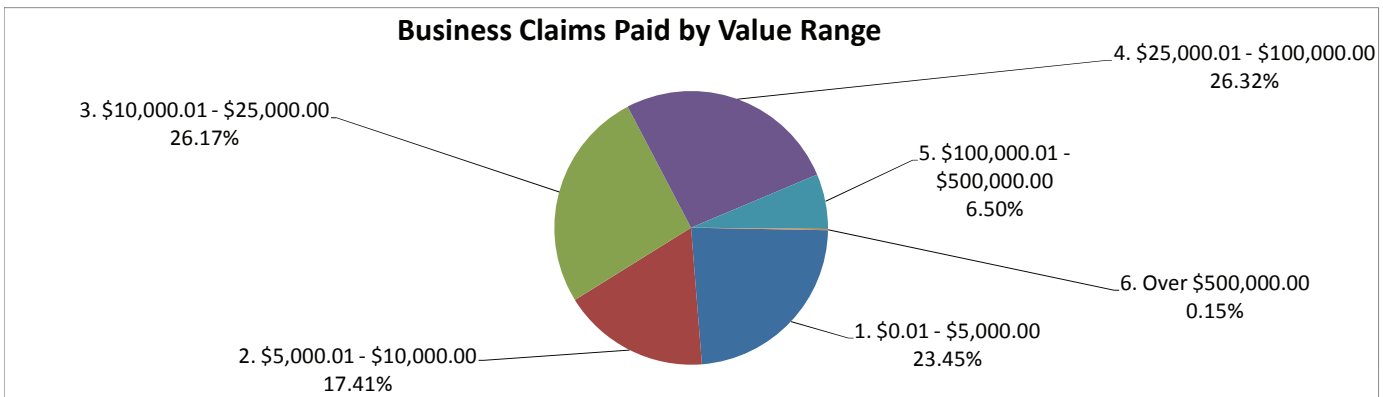


GCCF Program Statistics - Overall Summary
(as of October 12, 2010, 5:05 PM ET)

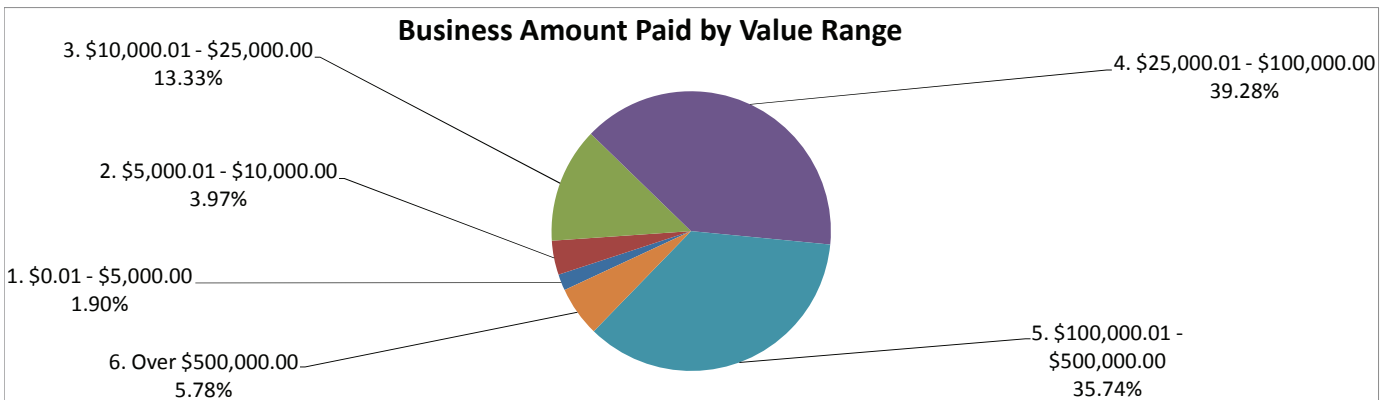
Business Claims by Amount
(Claimants may have more than one Claim Type)

Claims by Amount	No. of Claims Paid	Amount Paid
1. \$0.01 - \$5,000.00	5170	\$ 13,897,400.00
2. \$5,000.01 - \$10,000.00	3838	\$ 29,065,800.00
3. \$10,000.01 - \$25,000.00	5768	\$ 97,668,100.00
4. \$25,000.01 - \$100,000.00	5802	\$ 287,851,800.00
5. \$100,000.01 - \$500,000.00	1433	\$ 261,906,000.00
6. Over \$500,000.00	32	\$ 42,362,976.00
Total to Date	22,043	\$ 732,752,076.00

Business Claims Paid by Value Range



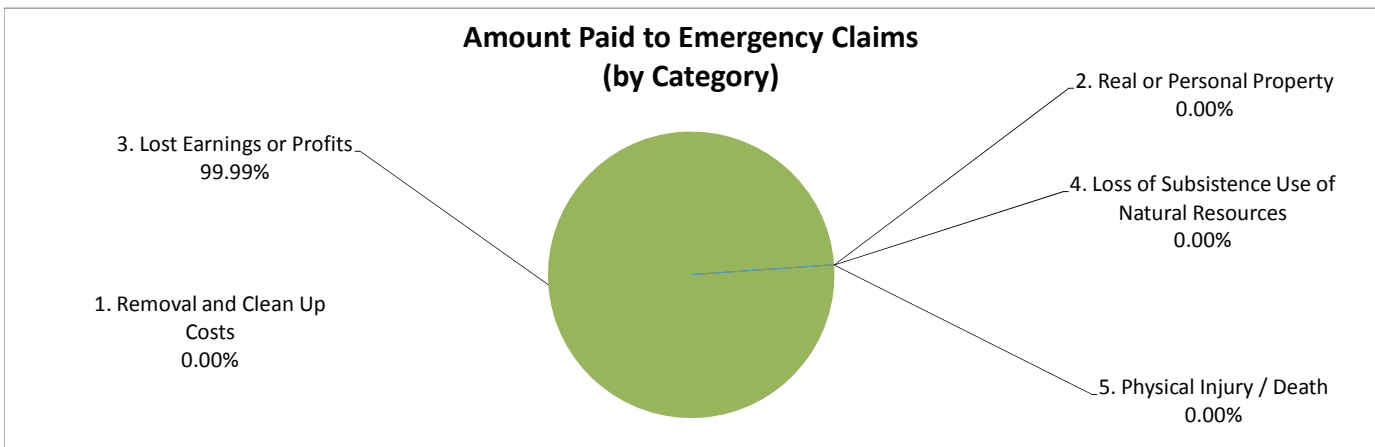
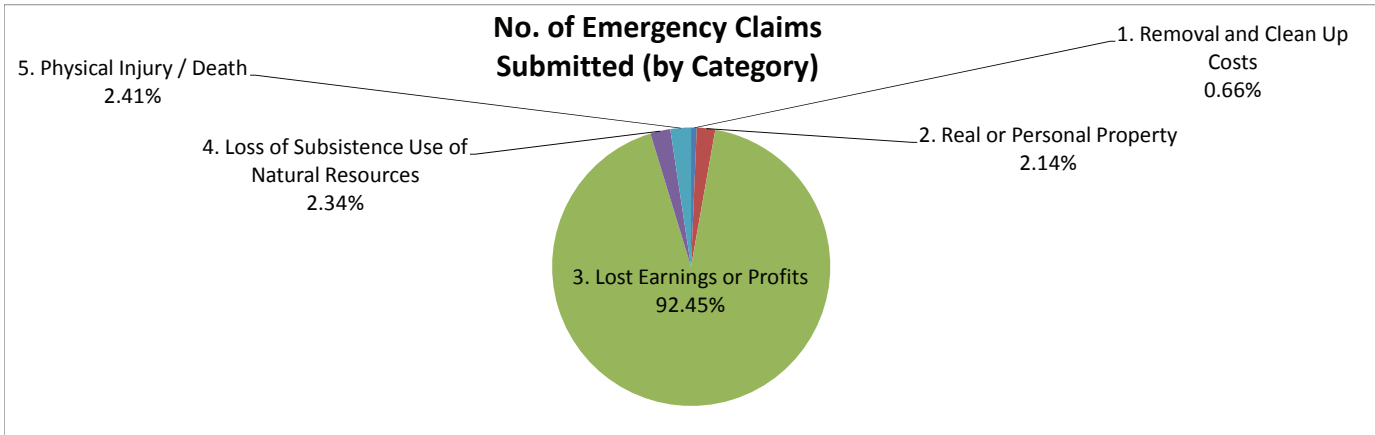
Business Amount Paid by Value Range



GCCCF Program Statistics - Overall Summary (as of October 12, 2010, 5:05 PM ET)

Emergency Advance Claim Counts by Category *(Claimants may have more than one Claim Type)*

Claims for Emergency Advance Payment	Claims Submitted	No. of Claims Paid	Amount Paid
1. Removal and Clean Up Costs	1,086	0	\$ -
2. Real or Personal Property	3,520	13	\$ 57,963.38
3. Lost Earnings or Profits	152,363	62,611	\$ 1,228,362,214.83
4. Loss of Subsistence Use of Natural Resources	3,859	5	\$ 13,000.00
5. Physical Injury / Death	3,972	4	\$ 3,936.50
Total to Date	164,800	62,633	\$ 1,228,437,114.71




GCCCF Program Statistics - Overall Summary

(as of October 12, 2010, 5:05 PM ET)

Final Payment Claim Counts by Category

(Claimants may have more than one Claim Type)

Claims Seeking Final Payment	Claims Submitted	No. of Claims Paid	Amount Paid
1. Removal and Clean Up Costs	341	0	\$ -
2. Real or Personal Property	1,035	0	\$ -
3. Lost Earnings or Profits	3,994	0	\$ -
4. Loss of Subsistence Use of Natural Resources	519	0	\$ -
5. Physical Injury / Death	277	0	\$ -
Total to Date	6,166	0	\$ -



Amount Paid to Final Claims (by Category)

No data to chart yet

GCCF Program Statistics - Overall Summary (as of October 12, 2010, 5:05 PM ET)

Claims by Category and Amount (Claimants may have more than one Claim Type)

Claims by Category and Amount	No. of Claims Paid	Amount Paid
1. Removal and Clean Up Costs		
a. \$0.01 - \$5,000.00	0	\$ -
b. \$5,000.01 - \$10,000.00	0	\$ -
c. \$10,000.01 - \$25,000.00	0	\$ -
d. \$25,000.01 - \$100,000.00	0	\$ -
e. \$100,000.01 - \$500,000.00	0	\$ -
f. Over \$500,000.00	0	\$ -
Sub-Total to Date	0	\$ -
2. Real or Personal Property		
a. \$0.01 - \$5,000.00	9	\$ 8,800.00
b. \$5,000.01 - \$10,000.00	3	\$ 22,600.00
c. \$10,000.01 - \$25,000.00	0	\$ -
d. \$25,000.01 - \$100,000.00	1	\$ 26,563.38
e. \$100,000.01 - \$500,000.00	0	\$ -
f. Over \$500,000.00	0	\$ -
Sub-Total to Date	13	\$ 57,963.38
3. Lost Earnings or Profits		
a. \$0.01 - \$5,000.00	14,439	\$ 41,932,435.21
b. \$5,000.01 - \$10,000.00	16,052	\$ 123,155,058.30
c. \$10,000.01 - \$25,000.00	21,382	\$ 342,466,200.00
d. \$25,000.01 - \$100,000.00	9,250	\$ 413,577,745.32
e. \$100,000.01 - \$500,000.00	1,456	\$ 264,867,800.00
f. Over \$500,000.00	32	\$ 42,362,976.00
Sub-Total to Date	62,611	\$ 1,228,362,214.83

GCCF Program Statistics - Overall Summary (as of October 12, 2010, 5:05 PM ET)

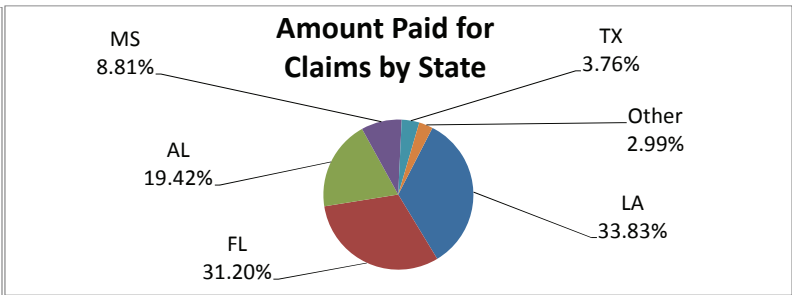
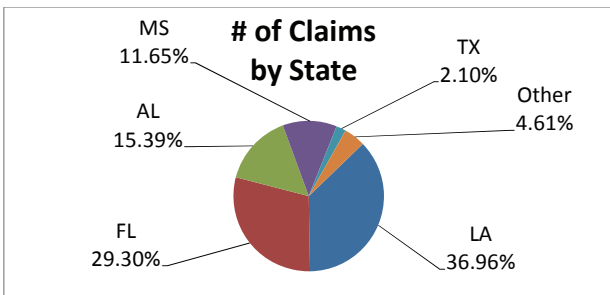
Claims by Category and Amount (Claimants may have more than one Claim Type)

Claims by Category and Amount	No. of Claims Paid	Amount Paid
4. Loss of Subsistence Use of Natural Resources		
a. \$0.01 - \$5,000.00	5	\$ 13,000.00
b. \$5,000.01 - \$10,000.00	0	\$ -
c. \$10,000.01 - \$25,000.00	0	\$ -
d. \$25,000.01 - \$100,000.00	0	\$ -
e. \$100,000.01 - \$500,000.00	0	\$ -
f. Over \$500,000.00	0	\$ -
Sub-Total to Date	5	\$ 13,000.00
5. Physical Injury / Death		
a. \$0.01 - \$5,000.00	4	\$ 3,936.50
b. \$5,000.01 - \$10,000.00	0	\$ -
c. \$10,000.01 - \$25,000.00	0	\$ -
d. \$25,000.01 - \$100,000.00	0	\$ -
e. \$100,000.01 - \$500,000.00	0	\$ -
f. Over \$500,000.00	0	\$ -
Sub-Total to Date	4	\$ 3,936.50
6. Other Claims		
a. \$0.01 - \$5,000.00	0	\$ -
b. \$5,000.01 - \$10,000.00	0	\$ -
c. \$10,000.01 - \$25,000.00	0	\$ -
d. \$25,000.01 - \$100,000.00	0	\$ -
e. \$100,000.01 - \$500,000.00	0	\$ -
f. Over \$500,000.00	0	\$ -
Sub-Total to Date	0	\$ -
Total to Date	62,633	\$ 1,228,437,114.71

GCCF Program Statistics - Overall Summary
(as of October 12, 2010, 5:05 PM ET)

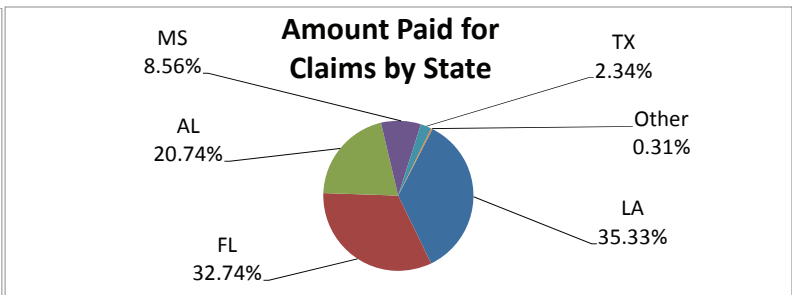
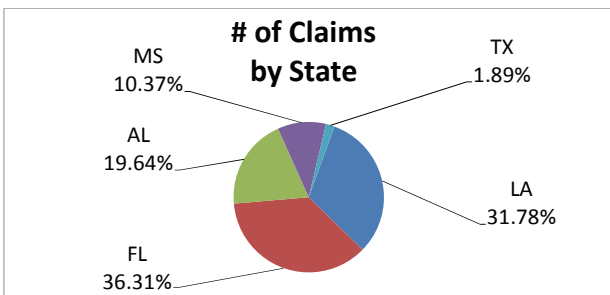
Claims by State of Residence
(Claimants may have more than one Claim Type)

Claim State of Residence	Claims Submitted	No. of Claims Paid	Amount Paid
Louisiana	63,182	18,626	\$ 415,562,315.53
Florida	50,094	21,500	\$ 383,232,676.00
Alabama	26,304	12,266	\$ 238,524,128.32
Mississippi	19,915	5,264	\$ 108,182,394.86
Texas	3,593	1,550	\$ 46,207,300.00
Others	7,878	3,427	\$ 36,728,300.00
Total to Date	170,966	62,633	\$ 1,228,437,114.71



Claims by State of Loss
(Claimants may have more than one Claim Type)

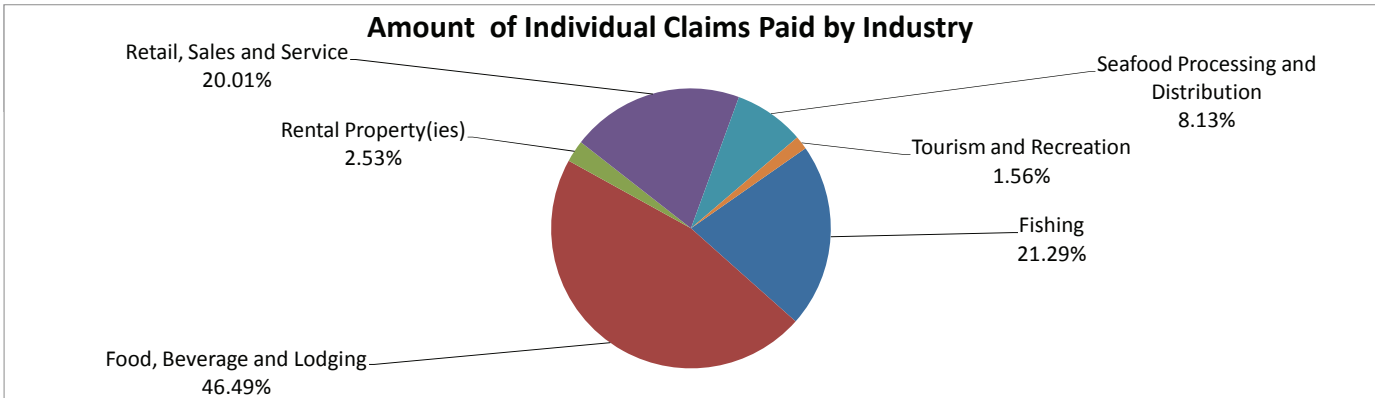
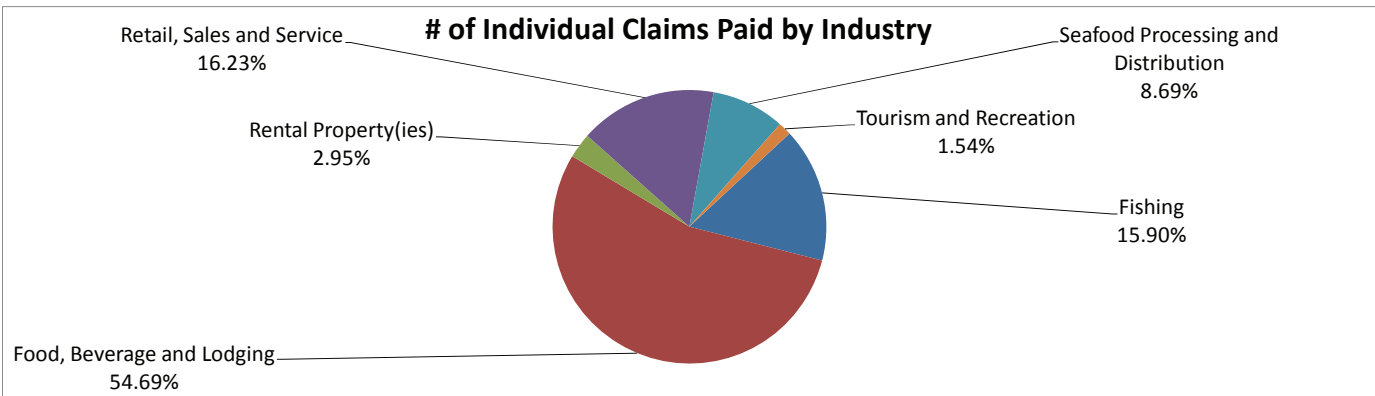
Claim State of Loss	Claims Submitted	No. of Claims Paid	Amount Paid
Louisiana	31,111	18,761	\$ 433,947,880.53
Florida	35,540	23,825	\$ 402,133,676.00
Alabama	19,229	13,677	\$ 254,749,699.94
Mississippi	10,153	5,040	\$ 105,142,658.36
Texas	1,850	1,166	\$ 28,713,000.00
Other State / Pending Location Verification		164	\$ 3,750,199.88
Total to Date		62,633	\$ 1,228,437,114.71



GCCF Program Statistics - Overall Summary
(as of October 12, 2010, 5:05 PM ET)

Individual Lost Earnings or Profits Claims Paid by Industry
(Claimants may have more than one Claim Type)

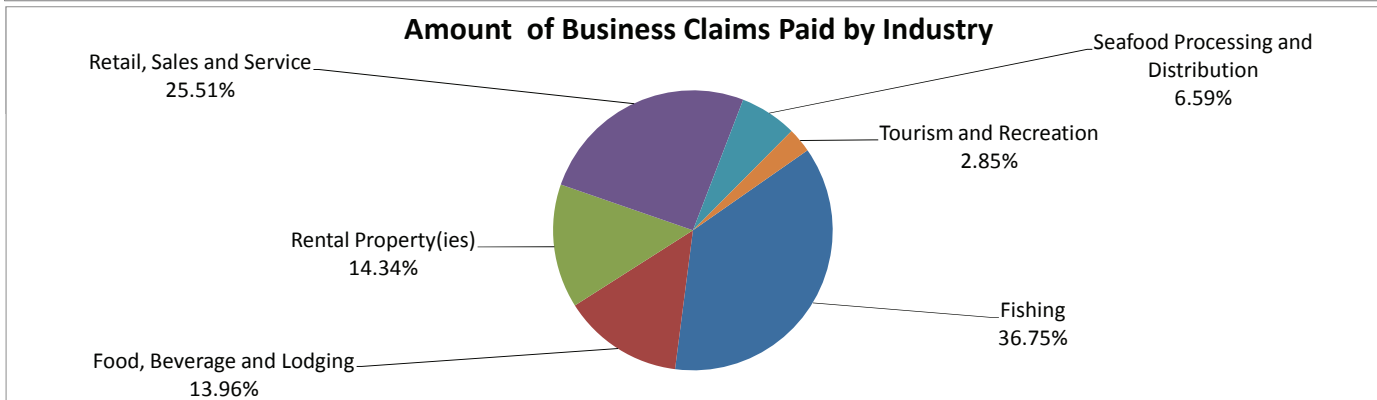
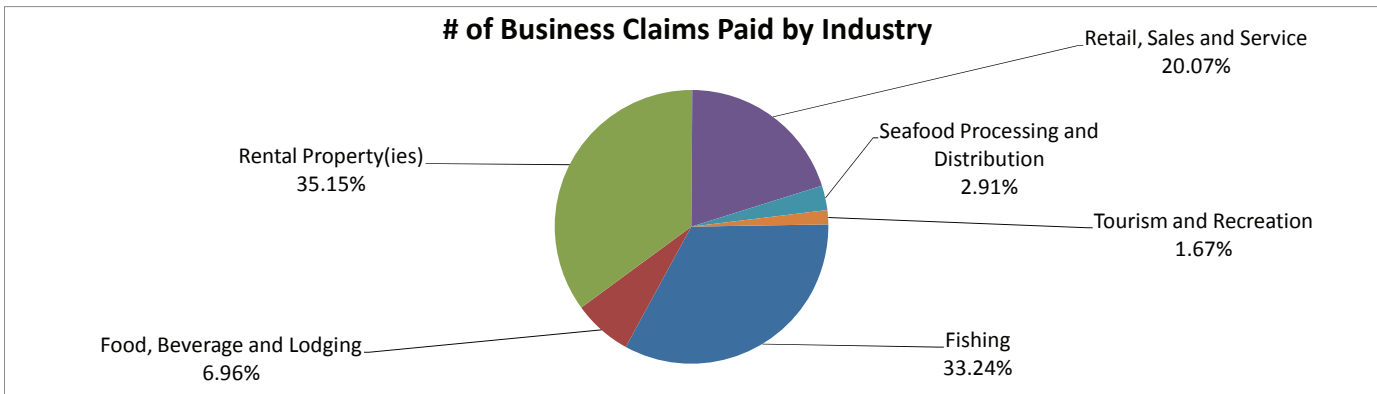
Claims by Amount	No. of Claims Paid	Amount Paid
Fishing	6,450	\$ 105,505,600.00
Food, Beverage and Lodging	22,188	\$ 230,389,299.94
Rental Property(ies)	1,197	\$ 12,534,100.00
Retail, Sales and Service	6,583	\$ 99,168,880.32
Seafood Processing and Distribution	3,527	\$ 40,313,058.57
Tourism and Recreation	625	\$ 7,707,400.00
Total to Date	40,570	\$ 495,618,338.83



GCCF Program Statistics - Overall Summary
(as of October 12, 2010, 5:05 PM ET)

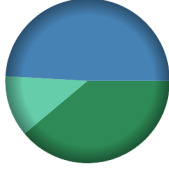
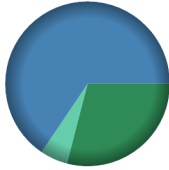



Business Lost Earnings or Profits Claims Paid by Industry
(Claimants may have more than one Claim Type)

Claims by Amount	No. of Claims Paid	Amount Paid
Fishing	7,327	\$ 269,316,600.00
Food, Beverage and Lodging	1,535	\$ 102,280,900.00
Rental Property(ies)	7,748	\$ 105,047,876.00
Retail, Sales and Service	4,423	\$ 186,889,200.00
Seafood Processing and Distribution	641	\$ 48,321,300.00
Tourism and Recreation	367	\$ 20,888,000.00
Total to Date	22,041	\$ 732,743,876.00


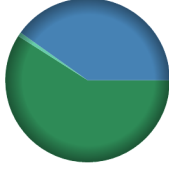
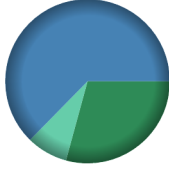



GCCF Program Statistics - Overall Summary

(as of October 12, 2010, 5:05 PM ET)

County Name	Residents				
Acadia (Louisiana)	72	<u>Claimant Type</u>	<u>Claims Paid</u>	<u>Amount Paid</u>	Payments in County  <ul style="list-style-type: none"> ■ Resident ■ Loss ■ Both
		Resident of County	10	\$230,300.00	
		Resident and Loss in County	7	\$290,600.00	
		Claim Loss in County	4	\$70,900.00	
		Totals:	21	\$591,800.00	
Alachua (Florida)	43	<u>Claimant Type</u>	<u>Claims Paid</u>	<u>Amount Paid</u>	Payments in County  <ul style="list-style-type: none"> ■ Resident ■ Loss ■ Both
		Resident of County	10	\$64,500.00	
		Resident and Loss in County	5	\$145,600.00	
		Claim Loss in County	1	\$12,000.00	
		Totals:	16	\$222,100.00	
Allen (Louisiana)	29	<u>Claimant Type</u>	<u>Claims Paid</u>	<u>Amount Paid</u>	Payments in County  <ul style="list-style-type: none"> ■ Resident ■ Loss
		Resident of County	1	\$30,000.00	
		Claim Loss in County	2	\$41,800.00	
		Totals:	3	\$71,800.00	
Amite (Mississippi)	9	<u>Claimant Type</u>	<u>Claims Paid</u>	<u>Amount Paid</u>	Payments in County  <ul style="list-style-type: none"> ■ Resident
		Resident of County	1	\$22,100.00	
		Totals:	1	\$22,100.00	
Anderson (Texas)	1	<u>Claimant Type</u>	<u>Claims Paid</u>	<u>Amount Paid</u>	Payments in County  <ul style="list-style-type: none"> ■ Resident
		Resident of County	1	\$3,300.00	
		Totals:	1	\$3,300.00	

GCCF Program Statistics - Overall Summary (as of October 12, 2010, 5:05 PM ET)






County	Total Claims	Claimant Type	Claims Paid	Amount Paid	Payments in County
Angelina (Texas)	8	<u>Claimant Type</u>	<u>Claims Paid</u>	<u>Amount Paid</u>	Payments in County  <ul style="list-style-type: none"> Resident
		Resident of County	1	\$6,500.00	
		Totals:	1	\$6,500.00	
		Aransas (Texas)	22	<u>Claimant Type</u>	
Resident and Loss in County	4			\$113,300.00	
Claim Loss in County	2			\$18,100.00	
Totals:	6			\$131,400.00	
Ascension (Louisiana)	209	<u>Claimant Type</u>	<u>Claims Paid</u>	<u>Amount Paid</u>	Payments in County  <ul style="list-style-type: none"> Resident Loss Both
		Resident of County	33	\$445,800.00	
		Resident and Loss in County	10	\$302,900.00	
		Claim Loss in County	1	\$6,100.00	
Totals:	44	\$754,800.00			
Assumption (Louisiana)	123	<u>Claimant Type</u>	<u>Claims Paid</u>	<u>Amount Paid</u>	Payments in County  <ul style="list-style-type: none"> Resident Loss Both
		Resident of County	16	\$363,500.00	
		Resident and Loss in County	30	\$779,400.00	
		Claim Loss in County	7	\$100,500.00	
Totals:	53	\$1,243,400.00			
Autauga (Alabama)	19	<u>Claimant Type</u>	<u>Claims Paid</u>	<u>Amount Paid</u>	Payments in County  <ul style="list-style-type: none"> Resident
		Resident of County	8	\$80,800.00	
		Totals:	8	\$80,800.00	

GCCF Program Statistics - Overall Summary (as of October 12, 2010, 5:05 PM ET)

County	Total Claims	Claimant Type	Claims Paid	Amount Paid	Payments in County
Avoyelles (Louisiana)	54	<u>Claimant Type</u>	<u>Claims Paid</u>	<u>Amount Paid</u>	
		Resident of County	11	\$127,900.00	
		Resident and Loss in County	11	\$644,800.00	
		Totals:	22	\$772,700.00	
Baldwin (Alabama)	15,457	<u>Claimant Type</u>	<u>Claims Paid</u>	<u>Amount Paid</u>	
		Resident of County	310	\$5,318,763.38	
		Resident and Loss in County	6,425	\$140,156,999.94	
		Claim Loss in County	3,159	\$35,934,600.00	
Totals:	9,894	\$181,410,363.32			
Barbour (Alabama)	9	<u>Claimant Type</u>	<u>Claims Paid</u>	<u>Amount Paid</u>	
		Resident of County	1	\$19,400.00	
		Resident and Loss in County	1	\$76,400.00	
		Totals:	2	\$95,800.00	
Bay (Florida)	13,737	<u>Claimant Type</u>	<u>Claims Paid</u>	<u>Amount Paid</u>	
		Resident of County	295	\$4,226,400.00	
		Resident and Loss in County	4,896	\$79,634,576.00	
		Claim Loss in County	961	\$10,501,900.00	
Totals:	6,152	\$94,362,876.00			
Beauregard (Louisiana)	16	<u>Claimant Type</u>	<u>Claims Paid</u>	<u>Amount Paid</u>	
		Resident of County	3	\$135,200.00	
		Resident and Loss in County	4	\$81,800.00	
		Totals:	7	\$217,000.00	

GCCF Program Statistics - Overall Summary

(as of October 12, 2010, 5:05 PM ET)

County	Total Claims	Claimant Type	Claims Paid	Amount Paid	Payments in County
Bexar (Texas)	36	<u>Claimant Type</u>	<u>Claims Paid</u>	<u>Amount Paid</u>	Payments in County  Resident Both
		Resident of County	11	\$168,800.00	
		Resident and Loss in County	2	\$182,000.00	
		Totals:	13	\$350,800.00	
Bibb (Alabama)	6	<u>Claimant Type</u>	<u>Claims Paid</u>	<u>Amount Paid</u>	Payments in County  Resident
		Resident of County	2	\$3,300.00	
		Totals:	2	\$3,300.00	
Blount (Alabama)	4	<u>Claimant Type</u>	<u>Claims Paid</u>	<u>Amount Paid</u>	Payments in County  Resident
		Resident of County	3	\$14,200.00	
		Totals:	3	\$14,200.00	
Bossier (Louisiana)	20	<u>Claimant Type</u>	<u>Claims Paid</u>	<u>Amount Paid</u>	Payments in County  Resident
		Resident of County	4	\$30,300.00	
		Totals:	4	\$30,300.00	
Bowie (Texas)	2	<u>Claimant Type</u>	<u>Claims Paid</u>	<u>Amount Paid</u>	Payments in County  Resident
		Resident of County	1	\$2,600.00	
		Totals:	1	\$2,600.00	




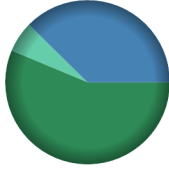

GCCF Program Statistics - Overall Summary

(as of October 12, 2010, 5:05 PM ET)

County	Total Claims	Claimant Type	Claims Paid	Amount Paid	Payments in County
Brazoria (Texas)	93	<u>Claimant Type</u>	<u>Claims Paid</u>	<u>Amount Paid</u>	Payments in County
		Resident of County	11	\$287,800.00	
		Resident and Loss in County	19	\$769,700.00	
		Claim Loss in County	25	\$399,200.00	
Totals:	55	\$1,456,700.00			
Brazos (Texas)	4	<u>Claimant Type</u>	<u>Claims Paid</u>	<u>Amount Paid</u>	Payments in County
		Resident of County	1	\$18,000.00	
		Totals:	1	\$18,000.00	
Brevard (Florida)	73	<u>Claimant Type</u>	<u>Claims Paid</u>	<u>Amount Paid</u>	Payments in County
		Resident of County	7	\$126,500.00	
		Resident and Loss in County	8	\$262,100.00	
		Claim Loss in County	2	\$30,300.00	
Totals:	17	\$418,900.00			
Broward (Florida)	159	<u>Claimant Type</u>	<u>Claims Paid</u>	<u>Amount Paid</u>	Payments in County
		Resident of County	15	\$232,200.00	
		Resident and Loss in County	5	\$357,800.00	
		Claim Loss in County	8	\$164,400.00	
Totals:	28	\$754,400.00			
Brown (Texas)	1	<u>Claimant Type</u>	<u>Claims Paid</u>	<u>Amount Paid</u>	Payments in County
		Resident of County	1	\$8,600.00	
		Totals:	1	\$8,600.00	

GCCF Program Statistics - Overall Summary

(as of October 12, 2010, 5:05 PM ET)

County	Total Claims	Claimant Type	Claims Paid	Amount Paid	Payments in County
Bullock (Alabama)	2	<u>Claimant Type</u>	<u>Claims Paid</u>	<u>Amount Paid</u>	Payments in County  Resident
		Resident of County	1	\$16,000.00	
		Totals:	1	\$16,000.00	
Butler (Alabama)	9	<u>Claimant Type</u>	<u>Claims Paid</u>	<u>Amount Paid</u>	Payments in County  Resident Loss Both
		Resident of County	2	\$8,600.00	
		Resident and Loss in County	1	\$5,400.00	
		Claim Loss in County	2	\$244,200.00	
		Totals:	5	\$258,200.00	
Caddo (Louisiana)	39	<u>Claimant Type</u>	<u>Claims Paid</u>	<u>Amount Paid</u>	Payments in County  Resident
		Resident of County	11	\$104,600.00	
		Totals:	11	\$104,600.00	
Calcasieu (Louisiana)	464	<u>Claimant Type</u>	<u>Claims Paid</u>	<u>Amount Paid</u>	Payments in County  Resident Loss Both
		Resident of County	102	\$2,827,500.00	
		Resident and Loss in County	87	\$1,889,000.00	
		Claim Loss in County	18	\$304,400.00	
		Totals:	207	\$5,020,900.00	
Caldwell (Louisiana)	6	<u>Claimant Type</u>	<u>Claims Paid</u>	<u>Amount Paid</u>	Payments in County  Resident
		Resident of County	1	\$5,000.00	
		Totals:	1	\$5,000.00	



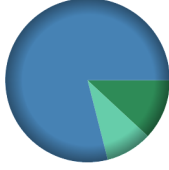


GCCF Program Statistics - Overall Summary

(as of October 12, 2010, 5:05 PM ET)





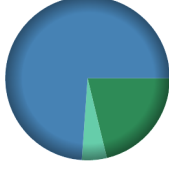
County	Total Claims	Claimant Type	Claims Paid	Amount Paid	Payments in County
Calhoun (Alabama)	40	<u>Claimant Type</u>	<u>Claims Paid</u>	<u>Amount Paid</u>	Payments in County  <ul style="list-style-type: none"> Resident
		Resident of County	16	\$172,300.00	
		Totals:	16	\$172,300.00	
		Calhoun (Florida)	53	<u>Claimant Type</u>	
Resident of County	13			\$151,200.00	
Resident and Loss in County	1			\$6,000.00	
Claim Loss in County	1			\$4,200.00	
Totals:	15	\$161,400.00			
Calhoun (Mississippi)	2	<u>Claimant Type</u>	<u>Claims Paid</u>	<u>Amount Paid</u>	Payments in County  <ul style="list-style-type: none"> Resident
		Resident of County	1	\$55,000.00	
		Totals:	1	\$55,000.00	
Calhoun (Texas)	67	<u>Claimant Type</u>	<u>Claims Paid</u>	<u>Amount Paid</u>	Payments in County  <ul style="list-style-type: none"> Resident Loss Both
		Resident of County	3	\$12,000.00	
		Resident and Loss in County	4	\$370,800.00	
		Claim Loss in County	22	\$243,400.00	
Totals:	29	\$626,200.00			
Cameron (Louisiana)	300	<u>Claimant Type</u>	<u>Claims Paid</u>	<u>Amount Paid</u>	Payments in County  <ul style="list-style-type: none"> Resident Loss Both
		Resident of County	16	\$257,400.00	
		Resident and Loss in County	122	\$2,934,000.00	
		Claim Loss in County	77	\$2,300,000.00	
Totals:	215	\$5,491,400.00			

GCCF Program Statistics - Overall Summary

(as of October 12, 2010, 5:05 PM ET)

County	Total Claims	Claimant Type	Claims Paid	Amount Paid	Payments in County
Cameron (Texas)	108	<u>Claimant Type</u>	<u>Claims Paid</u>	<u>Amount Paid</u>	Payments in County 
		Resident of County	9	\$222,200.00	
		Resident and Loss in County	26	\$531,700.00	
		Totals:	35	\$753,900.00	
Chambers (Alabama)	4	<u>Claimant Type</u>	<u>Claims Paid</u>	<u>Amount Paid</u>	Payments in County 
		Resident of County	2	\$27,000.00	
		Totals:	2	\$27,000.00	
Chambers (Texas)	39	<u>Claimant Type</u>	<u>Claims Paid</u>	<u>Amount Paid</u>	Payments in County 
		Resident of County	3	\$96,000.00	
		Resident and Loss in County	16	\$635,700.00	
		Claim Loss in County	5	\$73,500.00	
		Totals:	24	\$805,200.00	
Charlotte (Florida)	65	<u>Claimant Type</u>	<u>Claims Paid</u>	<u>Amount Paid</u>	Payments in County 
		Resident and Loss in County	10	\$512,400.00	
		Claim Loss in County	2	\$19,600.00	
		Totals:	12	\$532,000.00	
Cherokee (Alabama)	3	<u>Claimant Type</u>	<u>Claims Paid</u>	<u>Amount Paid</u>	Payments in County 
		Resident of County	3	\$25,900.00	
		Totals:	3	\$25,900.00	

GCCF Program Statistics - Overall Summary (as of October 12, 2010, 5:05 PM ET)

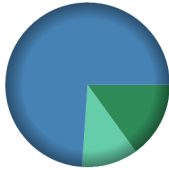




County	Total Claims	Claimant Type	Claims Paid	Amount Paid	Payments in County
Cherokee (Texas)	2	<u>Claimant Type</u>	<u>Claims Paid</u>	<u>Amount Paid</u>	Payments in County  Resident
		Resident of County	1	\$1,700.00	
		Totals:	1	\$1,700.00	
Chickasaw (Mississippi)	1	<u>Claimant Type</u>	<u>Claims Paid</u>	<u>Amount Paid</u>	Payments in County  Resident
		Resident of County	1	\$6,000.00	
		Totals:	1	\$6,000.00	
Chilton (Alabama)	15	<u>Claimant Type</u>	<u>Claims Paid</u>	<u>Amount Paid</u>	Payments in County  Resident Both
		Resident of County	3	\$24,300.00	
		Resident and Loss in County	1	\$19,000.00	
		Totals:	4	\$43,300.00	
Choctaw (Alabama)	11	<u>Claimant Type</u>	<u>Claims Paid</u>	<u>Amount Paid</u>	Payments in County  Resident Both
		Resident of County	2	\$11,000.00	
		Resident and Loss in County	1	\$68,400.00	
		Totals:	3	\$79,400.00	
Citrus (Florida)	180	<u>Claimant Type</u>	<u>Claims Paid</u>	<u>Amount Paid</u>	Payments in County  Resident Loss Both
		Resident of County	19	\$336,300.00	
		Resident and Loss in County	66	\$1,170,600.00	
		Claim Loss in County	7	\$77,700.00	
		Totals:	92	\$1,584,600.00	

GCCF Program Statistics - Overall Summary

(as of October 12, 2010, 5:05 PM ET)

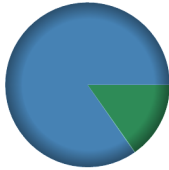




Claiborne (Louisiana)	2	<u>Claimant Type</u>	<u>Claims Paid</u>	<u>Amount Paid</u>	Payments in County  ■ Loss
		Claim Loss in County	1	\$80,400.00	
		Totals:	1	\$80,400.00	
Claiborne (Mississippi)	5	<u>Claimant Type</u>	<u>Claims Paid</u>	<u>Amount Paid</u>	Payments in County  ■ Resident
		Resident of County	1	\$17,600.00	
		Totals:	1	\$17,600.00	
Clarke (Alabama)	97	<u>Claimant Type</u>	<u>Claims Paid</u>	<u>Amount Paid</u>	Payments in County  ■ Resident ■ Loss ■ Both
		Resident of County	22	\$127,900.00	
		Resident and Loss in County	3	\$32,300.00	
		Claim Loss in County	3	\$47,400.00	
Totals:	28	\$207,600.00			
Clarke (Mississippi)	26	<u>Claimant Type</u>	<u>Claims Paid</u>	<u>Amount Paid</u>	Payments in County  ■ Resident
		Resident of County	4	\$112,900.00	
		Totals:	4	\$112,900.00	
Clay (Alabama)	5	<u>Claimant Type</u>	<u>Claims Paid</u>	<u>Amount Paid</u>	Payments in County  ■ Resident
		Resident of County	3	\$22,700.00	
		Totals:	3	\$22,700.00	

GCCF Program Statistics - Overall Summary (as of October 12, 2010, 5:05 PM ET)

County	Total Claims	Claimant Type	Claims Paid	Amount Paid	Payments in County
Clay (Florida)	18	<u>Claimant Type</u>	<u>Claims Paid</u>	<u>Amount Paid</u>	Payments in County  <ul style="list-style-type: none"> ■ Resident ■ Loss ■ Both
		Resident of County	4	\$25,400.00	
		Resident and Loss in County	1	\$125,000.00	
		Claim Loss in County	1	\$18,700.00	
Totals:	6	\$169,100.00			
Cleburne (Alabama)	2	<u>Claimant Type</u>	<u>Claims Paid</u>	<u>Amount Paid</u>	Payments in County  <ul style="list-style-type: none"> ■ Resident
		Resident of County	1	\$3,000.00	
		Totals:	1	\$3,000.00	
Coahoma (Mississippi)	2	<u>Claimant Type</u>	<u>Claims Paid</u>	<u>Amount Paid</u>	Payments in County  <ul style="list-style-type: none"> ■ Resident
		Resident of County	1	\$35,000.00	
		Totals:	1	\$35,000.00	
Coffee (Alabama)	24	<u>Claimant Type</u>	<u>Claims Paid</u>	<u>Amount Paid</u>	Payments in County  <ul style="list-style-type: none"> ■ Resident ■ Both
		Resident of County	5	\$45,900.00	
		Resident and Loss in County	1	\$3,000.00	
		Totals:	6	\$48,900.00	
Colbert (Alabama)	28	<u>Claimant Type</u>	<u>Claims Paid</u>	<u>Amount Paid</u>	Payments in County  <ul style="list-style-type: none"> ■ Resident
		Resident of County	19	\$165,700.00	
		Totals:	19	\$165,700.00	



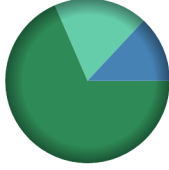


GCCF Program Statistics - Overall Summary

(as of October 12, 2010, 5:05 PM ET)



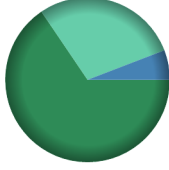

County	Total Claims	Claimant Type	Claims Paid	Amount Paid	Payments in County
Collier (Florida)	1,159	<u>Claimant Type</u>	<u>Claims Paid</u>	<u>Amount Paid</u>	Payments in County  <ul style="list-style-type: none"> ■ Resident ■ Loss ■ Both
		Resident of County	14	\$308,100.00	
		Resident and Loss in County	59	\$1,715,500.00	
		Claim Loss in County	2	\$2,200.00	
Totals:	75	\$2,025,800.00			
Collin (Texas)	57	<u>Claimant Type</u>	<u>Claims Paid</u>	<u>Amount Paid</u>	Payments in County  <ul style="list-style-type: none"> ■ Resident ■ Loss
		Resident of County	26	\$213,100.00	
		Claim Loss in County	3	\$102,100.00	
		Totals:	29	\$315,200.00	
Columbia (Florida)	9	<u>Claimant Type</u>	<u>Claims Paid</u>	<u>Amount Paid</u>	Payments in County  <ul style="list-style-type: none"> ■ Resident ■ Both
		Resident of County	3	\$71,500.00	
		Resident and Loss in County	1	\$40,000.00	
		Totals:	4	\$111,500.00	
Comal (Texas)	12	<u>Claimant Type</u>	<u>Claims Paid</u>	<u>Amount Paid</u>	Payments in County  <ul style="list-style-type: none"> ■ Resident
		Resident of County	8	\$181,600.00	
		Totals:	8	\$181,600.00	
Concordia (Louisiana)	17	<u>Claimant Type</u>	<u>Claims Paid</u>	<u>Amount Paid</u>	Payments in County  <ul style="list-style-type: none"> ■ Resident ■ Both
		Resident of County	2	\$21,700.00	
		Resident and Loss in County	2	\$70,000.00	
		Totals:	4	\$91,700.00	

GCCF Program Statistics - Overall Summary


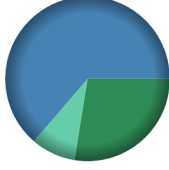
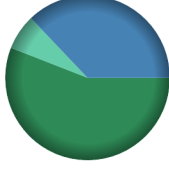
(as of October 12, 2010, 5:05 PM ET)

County (State)	Total Claims	Claimant Type	Claims Paid	Amount Paid	Payments in County
Conecuh (Alabama)	12	<u>Claimant Type</u>	<u>Claims Paid</u>	<u>Amount Paid</u>	Payments in County  <ul style="list-style-type: none"> Resident
		Resident of County	5	\$51,700.00	
		Totals:	5	\$51,700.00	
Coosa (Alabama)	3	<u>Claimant Type</u>	<u>Claims Paid</u>	<u>Amount Paid</u>	Payments in County  <ul style="list-style-type: none"> Resident Both
		Resident of County	2	\$10,800.00	
		Resident and Loss in County	1	\$150,000.00	
		Totals:	3	\$160,800.00	
Covington (Alabama)	41	<u>Claimant Type</u>	<u>Claims Paid</u>	<u>Amount Paid</u>	Payments in County  <ul style="list-style-type: none"> Resident Loss Both
		Resident of County	19	\$492,300.00	
		Resident and Loss in County	3	\$93,800.00	
		Claim Loss in County	2	\$132,500.00	
		Totals:	24	\$718,600.00	
Covington (Mississippi)	51	<u>Claimant Type</u>	<u>Claims Paid</u>	<u>Amount Paid</u>	Payments in County  <ul style="list-style-type: none"> Resident
		Resident of County	2	\$39,400.00	
		Totals:	2	\$39,400.00	
Crenshaw (Alabama)	12	<u>Claimant Type</u>	<u>Claims Paid</u>	<u>Amount Paid</u>	Payments in County  <ul style="list-style-type: none"> Loss Both
		Resident and Loss in County	1	\$1,500.00	
		Claim Loss in County	1	\$4,000.00	
		Totals:	2	\$5,500.00	

GCCF Program Statistics - Overall Summary (as of October 12, 2010, 5:05 PM ET)

County	Total Claims	Claimant Type	Claims Paid	Amount Paid	Payments in County
Cullman (Alabama)	42	<u>Claimant Type</u>	<u>Claims Paid</u>	<u>Amount Paid</u>	Payments in County  Resident
		Resident of County	29	\$233,300.00	
		Totals:	29	\$233,300.00	
		Dale (Alabama)	17	<u>Claimant Type</u>	
Resident of County	7			\$58,100.00	
Resident and Loss in County	1			\$37,600.00	
Totals:	8			\$95,700.00	
Dallas (Alabama)	22	<u>Claimant Type</u>	<u>Claims Paid</u>	<u>Amount Paid</u>	Payments in County  Resident Both
		Resident of County	7	\$58,200.00	
		Resident and Loss in County	1	\$15,000.00	
		Totals:	8	\$73,200.00	
Dallas (Texas)	146	<u>Claimant Type</u>	<u>Claims Paid</u>	<u>Amount Paid</u>	Payments in County  Resident Loss Both
		Resident of County	26	\$269,500.00	
		Resident and Loss in County	1	\$24,000.00	
		Claim Loss in County	7	\$117,800.00	
		Totals:	34	\$411,300.00	
Dekalb (Alabama)	19	<u>Claimant Type</u>	<u>Claims Paid</u>	<u>Amount Paid</u>	Payments in County  Resident Loss
		Resident of County	13	\$143,700.00	
		Claim Loss in County	1	\$10,800.00	
		Totals:	14	\$154,500.00	

GCCF Program Statistics - Overall Summary (as of October 12, 2010, 5:05 PM ET)

County	Total Claims	Claimant Type	Claims Paid	Amount Paid	Payments in County
Denton (Texas)	24	<u>Claimant Type</u>	<u>Claims Paid</u>	<u>Amount Paid</u>	Payments in County  Resident
		Resident of County	7	\$57,500.00	
		Totals:	7	\$57,500.00	
		Desoto (Mississippi)	23	<u>Claimant Type</u>	
Resident of County	14			\$113,300.00	
Totals:	14			\$113,300.00	
Dixie (Florida)	26			<u>Claimant Type</u>	<u>Claims Paid</u>
		Resident of County	1	\$3,000.00	
		Resident and Loss in County	11	\$278,000.00	
		Claim Loss in County	2	\$65,000.00	
		Totals:	14	\$346,000.00	
Duval (Florida)	160	<u>Claimant Type</u>	<u>Claims Paid</u>	<u>Amount Paid</u>	Payments in County  Resident Loss Both
		Resident of County	29	\$428,700.00	
		Resident and Loss in County	14	\$991,200.00	
		Claim Loss in County	6	\$136,400.00	
		Totals:	49	\$1,556,300.00	
E. Baton Rouge (Louisiana)	806	<u>Claimant Type</u>	<u>Claims Paid</u>	<u>Amount Paid</u>	Payments in County  Resident Loss Both
		Resident of County	119	\$1,896,300.00	
		Resident and Loss in County	43	\$1,257,500.00	
		Claim Loss in County	12	\$236,300.00	
		Totals:	174	\$3,390,100.00	

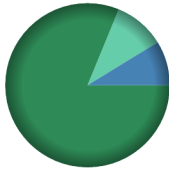
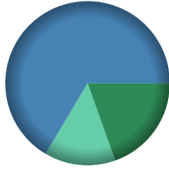



GCCF Program Statistics - Overall Summary

(as of October 12, 2010, 5:05 PM ET)

County	Total Claims	Claimant Type	Claims Paid	Amount Paid	Payments in County
E. Feliciana (Louisiana)	13	<u>Claimant Type</u>	<u>Claims Paid</u>	<u>Amount Paid</u>	Payments in County
		Resident of County	1	\$2,500.00	
		Resident and Loss in County	3	\$71,900.00	
		Claim Loss in County	1	\$3,400.00	
Totals:	5	\$77,800.00			
Ector (Texas)	2	<u>Claimant Type</u>	<u>Claims Paid</u>	<u>Amount Paid</u>	Payments in County
		Resident of County	1	\$1,500.00	
		Totals:	1	\$1,500.00	
El Paso (Texas)	1	<u>Claimant Type</u>	<u>Claims Paid</u>	<u>Amount Paid</u>	Payments in County
		Resident of County	1	\$3,700.00	
		Totals:	1	\$3,700.00	
Ellis (Texas)	5	<u>Claimant Type</u>	<u>Claims Paid</u>	<u>Amount Paid</u>	Payments in County
		Resident of County	1	\$25,000.00	
		Totals:	1	\$25,000.00	
Elmore (Alabama)	28	<u>Claimant Type</u>	<u>Claims Paid</u>	<u>Amount Paid</u>	Payments in County
		Resident of County	17	\$159,800.00	
		Totals:	17	\$159,800.00	



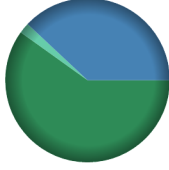
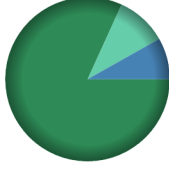

GCCF Program Statistics - Overall Summary

(as of October 12, 2010, 5:05 PM ET)

County	Total Claims	Claimant Type	Claims Paid	Amount Paid	Payments in County
Escambia (Alabama)	100	<u>Claimant Type</u>	<u>Claims Paid</u>	<u>Amount Paid</u>	Payments in County  <ul style="list-style-type: none"> ■ Resident ■ Loss ■ Both
		Resident of County	25	\$366,800.00	
		Resident and Loss in County	4	\$39,600.00	
		Claim Loss in County	5	\$45,300.00	
Totals:	34	\$451,700.00			
Escambia (Florida)	8,545	<u>Claimant Type</u>	<u>Claims Paid</u>	<u>Amount Paid</u>	Payments in County  <ul style="list-style-type: none"> ■ Resident ■ Loss ■ Both
		Resident of County	1,121	\$13,698,900.00	
		Resident and Loss in County	2,578	\$46,548,700.00	
		Claim Loss in County	727	\$9,790,800.00	
Totals:	4,426	\$70,038,400.00			
Etowah (Alabama)	43	<u>Claimant Type</u>	<u>Claims Paid</u>	<u>Amount Paid</u>	Payments in County  <ul style="list-style-type: none"> ■ Resident
		Resident of County	25	\$434,600.00	
Totals:	25	\$434,600.00			
Evangeline (Louisiana)	25	<u>Claimant Type</u>	<u>Claims Paid</u>	<u>Amount Paid</u>	Payments in County  <ul style="list-style-type: none"> ■ Resident ■ Both
		Resident of County	4	\$61,900.00	
		Resident and Loss in County	4	\$70,300.00	
Totals:	8	\$132,200.00			
Fayette (Alabama)	6	<u>Claimant Type</u>	<u>Claims Paid</u>	<u>Amount Paid</u>	Payments in County  <ul style="list-style-type: none"> ■ Resident
		Resident of County	6	\$57,100.00	
Totals:	6	\$57,100.00			

GCCF Program Statistics - Overall Summary

(as of October 12, 2010, 5:05 PM ET)



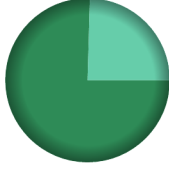

County	Total Claims	Claimant Type	Claims Paid	Amount Paid	Payments in County
Flagler (Florida)	4	<u>Claimant Type</u>	<u>Claims Paid</u>	<u>Amount Paid</u>	Payments in County  <ul style="list-style-type: none"> Resident
		Resident of County	2	\$65,400.00	
		Totals:	2	\$65,400.00	
Foard (Texas)	1	<u>Claimant Type</u>	<u>Claims Paid</u>	<u>Amount Paid</u>	Payments in County  <ul style="list-style-type: none"> Resident
		Resident of County	1	\$13,000.00	
		Totals:	1	\$13,000.00	
Forrest (Mississippi)	463	<u>Claimant Type</u>	<u>Claims Paid</u>	<u>Amount Paid</u>	Payments in County  <ul style="list-style-type: none"> Resident Loss Both
		Resident of County	35	\$436,500.00	
		Resident and Loss in County	7	\$276,800.00	
		Claim Loss in County	2	\$15,100.00	
		Totals:	44	\$728,400.00	
Fort Bend (Texas)	95	<u>Claimant Type</u>	<u>Claims Paid</u>	<u>Amount Paid</u>	Payments in County  <ul style="list-style-type: none"> Resident Loss Both
		Resident of County	27	\$1,177,200.00	
		Resident and Loss in County	6	\$117,800.00	
		Claim Loss in County	7	\$144,300.00	
		Totals:	40	\$1,439,300.00	
Franklin (Alabama)	6	<u>Claimant Type</u>	<u>Claims Paid</u>	<u>Amount Paid</u>	Payments in County  <ul style="list-style-type: none"> Resident
		Resident of County	4	\$26,600.00	
		Totals:	4	\$26,600.00	

GCCF Program Statistics - Overall Summary

(as of October 12, 2010, 5:05 PM ET)




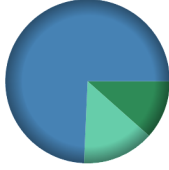

County	Total Claims	Claimant Type	Claims Paid	Amount Paid	Payments in County
Franklin (Florida)	1,603	<u>Claimant Type</u>	<u>Claims Paid</u>	<u>Amount Paid</u>	Payments in County
		Resident of County	29	\$306,500.00	
		Resident and Loss in County	943	\$10,613,800.00	
		Claim Loss in County	103	\$1,363,300.00	
		Totals:	1,075	\$12,283,600.00	
Franklin (Louisiana)	4	<u>Claimant Type</u>	<u>Claims Paid</u>	<u>Amount Paid</u>	Payments in County
		Resident of County	2	\$28,000.00	
		Totals:	2	\$28,000.00	
Franklin (Mississippi)	4	<u>Claimant Type</u>	<u>Claims Paid</u>	<u>Amount Paid</u>	Payments in County
		Claim Loss in County	1	\$14,600.00	
		Totals:	1	\$14,600.00	
Gadsden (Florida)	37	<u>Claimant Type</u>	<u>Claims Paid</u>	<u>Amount Paid</u>	Payments in County
		Resident of County	7	\$149,900.00	
		Resident and Loss in County	2	\$44,200.00	
		Claim Loss in County	1	\$7,000.00	
		Totals:	10	\$201,100.00	
Galveston (Texas)	800	<u>Claimant Type</u>	<u>Claims Paid</u>	<u>Amount Paid</u>	Payments in County
		Resident of County	102	\$2,774,600.00	
		Resident and Loss in County	277	\$6,685,800.00	
		Claim Loss in County	111	\$1,723,400.00	
		Totals:	490	\$11,183,800.00	

GCCF Program Statistics - Overall Summary (as of October 12, 2010, 5:05 PM ET)

County	Total Claims	Claimant Type	Claims Paid	Amount Paid	Payments in County
Geneva (Alabama)	30	<u>Claimant Type</u>	<u>Claims Paid</u>	<u>Amount Paid</u>	Payments in County  Resident
		Resident of County	7	\$81,100.00	
		Totals:	7	\$81,100.00	
		George (Mississippi)	177	<u>Claimant Type</u>	
Resident of County	31			\$665,800.00	
Resident and Loss in County	14			\$573,800.00	
Claim Loss in County	3			\$87,400.00	
Totals:	48	\$1,327,000.00			
Grant (Louisiana)	9	<u>Claimant Type</u>	<u>Claims Paid</u>	<u>Amount Paid</u>	Payments in County  Resident Both
		Resident of County	1	\$15,500.00	
		Resident and Loss in County	1	\$15,000.00	
		Totals:	2	\$30,500.00	
Grayson (Texas)	3	<u>Claimant Type</u>	<u>Claims Paid</u>	<u>Amount Paid</u>	Payments in County  Resident Loss
		Resident of County	1	\$8,300.00	
		Claim Loss in County	1	\$2,700.00	
		Totals:	2	\$11,000.00	
Greene (Alabama)	5	<u>Claimant Type</u>	<u>Claims Paid</u>	<u>Amount Paid</u>	Payments in County  Resident
		Resident of County	4	\$22,900.00	
		Totals:	4	\$22,900.00	

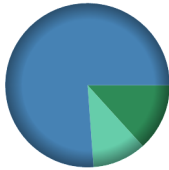

GCCF Program Statistics - Overall Summary

(as of October 12, 2010, 5:05 PM ET)

County	Total Claims	Claimant Type	Claims Paid	Amount Paid	Payments in County	
Greene (Mississippi)	46	<u>Claimant Type</u>	<u>Claims Paid</u>	<u>Amount Paid</u>	Payments in County 	
		Resident of County	3	\$16,900.00		Resident
		Resident and Loss in County	3	\$18,900.00		Both
		Totals:	6	\$35,800.00		
Gregg (Texas)	3	<u>Claimant Type</u>	<u>Claims Paid</u>	<u>Amount Paid</u>	Payments in County 	
		Resident of County	3	\$25,600.00		Resident
		Totals:	3	\$25,600.00		
Guadalupe (Texas)	2	<u>Claimant Type</u>	<u>Claims Paid</u>	<u>Amount Paid</u>	Payments in County 	
		Resident of County	2	\$42,600.00		Resident
		Totals:	2	\$42,600.00		
Gulf (Florida)	824	<u>Claimant Type</u>	<u>Claims Paid</u>	<u>Amount Paid</u>	Payments in County 	
		Resident of County	65	\$878,600.00		Resident
		Resident and Loss in County	259	\$5,644,400.00		Loss
		Claim Loss in County	80	\$1,073,700.00		Both
		Totals:	404	\$7,596,700.00		
Hale (Alabama)	11	<u>Claimant Type</u>	<u>Claims Paid</u>	<u>Amount Paid</u>	Payments in County 	
		Resident of County	6	\$92,200.00		Resident
		Resident and Loss in County	1	\$1,800.00		Both
		Totals:	7	\$94,000.00		




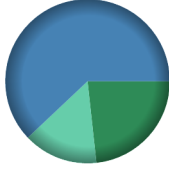
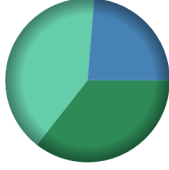
GCCF Program Statistics - Overall Summary

(as of October 12, 2010, 5:05 PM ET)


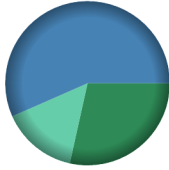
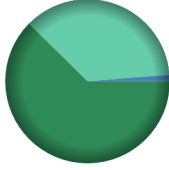
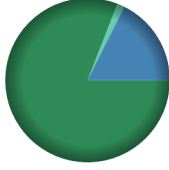

County	Total Claims	Claimant Type	Claims Paid	Amount Paid	Payments in County
Hancock (Mississippi)	1,619	<u>Claimant Type</u>	<u>Claims Paid</u>	<u>Amount Paid</u>	Payments in County  <ul style="list-style-type: none"> ■ Resident ■ Loss ■ Both
		Resident of County	113	\$1,985,200.00	
		Resident and Loss in County	509	\$11,378,400.00	
		Claim Loss in County	93	\$1,577,100.00	
Totals:	715	\$14,940,700.00			
Hardee (Florida)	1	<u>Claimant Type</u>	<u>Claims Paid</u>	<u>Amount Paid</u>	Payments in County  <ul style="list-style-type: none"> ■ Resident
		Resident of County	1	\$3,000.00	
		Totals:	1	\$3,000.00	
Hardin (Texas)	4	<u>Claimant Type</u>	<u>Claims Paid</u>	<u>Amount Paid</u>	Payments in County  <ul style="list-style-type: none"> ■ Both
		Resident and Loss in County	1	\$10,000.00	
		Totals:	1	\$10,000.00	
Harris (Texas)	1,159	<u>Claimant Type</u>	<u>Claims Paid</u>	<u>Amount Paid</u>	Payments in County  <ul style="list-style-type: none"> ■ Resident ■ Loss ■ Both
		Resident of County	282	\$13,701,400.00	
		Resident and Loss in County	124	\$3,215,300.00	
		Claim Loss in County	101	\$1,817,300.00	
Totals:	507	\$18,734,000.00			
Harrison (Mississippi)	11,612	<u>Claimant Type</u>	<u>Claims Paid</u>	<u>Amount Paid</u>	Payments in County  <ul style="list-style-type: none"> ■ Resident ■ Loss ■ Both
		Resident of County	278	\$5,007,036.50	
		Resident and Loss in County	2,717	\$53,858,500.00	
		Claim Loss in County	544	\$8,458,900.00	
Totals:	3,539	\$67,324,436.50			

GCCF Program Statistics - Overall Summary


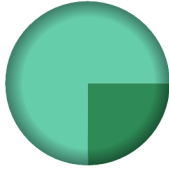
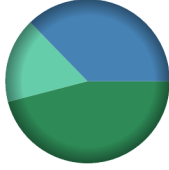
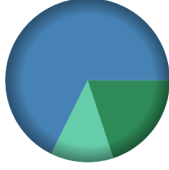

(as of October 12, 2010, 5:05 PM ET)

County	Total Claims	Claimant Type	Claims Paid	Amount Paid	Payments in County
Harrison (Texas)	1	<u>Claimant Type</u>	<u>Claims Paid</u>	<u>Amount Paid</u>	Payments in County 
		Resident of County	1	\$2,500.00	
		Totals:	1	\$2,500.00	
Hays (Texas)	6	<u>Claimant Type</u>	<u>Claims Paid</u>	<u>Amount Paid</u>	Payments in County 
		Resident of County	1	\$25,500.00	
		Totals:	1	\$25,500.00	
Henry (Alabama)	5	<u>Claimant Type</u>	<u>Claims Paid</u>	<u>Amount Paid</u>	Payments in County 
		Resident of County	2	\$11,600.00	
		Totals:	2	\$11,600.00	
Hernando (Florida)	117	<u>Claimant Type</u>	<u>Claims Paid</u>	<u>Amount Paid</u>	Payments in County 
		Resident of County	20	\$347,300.00	
		Resident and Loss in County	34	\$925,700.00	
		Claim Loss in County	12	\$218,600.00	
		Totals:	66	\$1,491,600.00	
Hidalgo (Texas)	8	<u>Claimant Type</u>	<u>Claims Paid</u>	<u>Amount Paid</u>	Payments in County 
		Resident of County	2	\$9,000.00	
		Resident and Loss in County	1	\$6,000.00	
		Claim Loss in County	1	\$10,300.00	
		Totals:	4	\$25,300.00	

GCCF Program Statistics - Overall Summary (as of October 12, 2010, 5:05 PM ET)

Hill (Texas)	2	<u>Claimant Type</u>	<u>Claims Paid</u>	<u>Amount Paid</u>	Payments in County
		Resident of County	1	\$21,600.00	 <ul style="list-style-type: none"> ■ Resident
		Totals:	1	\$21,600.00	
Hillsborough (Florida)	369	<u>Claimant Type</u>	<u>Claims Paid</u>	<u>Amount Paid</u>	Payments in County
		Resident of County	43	\$692,200.00	 <ul style="list-style-type: none"> ■ Resident ■ Loss ■ Both
		Resident and Loss in County	65	\$1,376,000.00	
		Claim Loss in County	7	\$362,600.00	
		Totals:	115	\$2,430,800.00	
Hinds (Mississippi)	78	<u>Claimant Type</u>	<u>Claims Paid</u>	<u>Amount Paid</u>	Payments in County
		Resident of County	14	\$137,800.00	 <ul style="list-style-type: none"> ■ Resident ■ Loss ■ Both
		Resident and Loss in County	1	\$2,800.00	
		Claim Loss in County	3	\$80,200.00	
		Totals:	18	\$220,800.00	
Holmes (Florida)	176	<u>Claimant Type</u>	<u>Claims Paid</u>	<u>Amount Paid</u>	Payments in County
		Resident of County	61	\$621,300.00	 <ul style="list-style-type: none"> ■ Resident ■ Loss ■ Both
		Resident and Loss in County	11	\$135,300.00	
		Claim Loss in County	2	\$11,100.00	
		Totals:	74	\$767,700.00	
Hopkins (Texas)	1	<u>Claimant Type</u>	<u>Claims Paid</u>	<u>Amount Paid</u>	Payments in County
		Resident of County	1	\$9,700.00	 <ul style="list-style-type: none"> ■ Resident
		Totals:	1	\$9,700.00	

GCCF Program Statistics - Overall Summary (as of October 12, 2010, 5:05 PM ET)



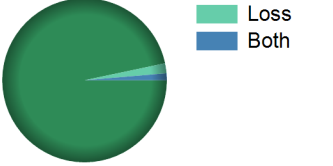
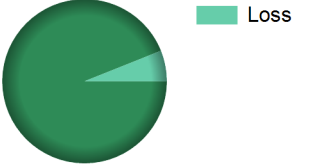
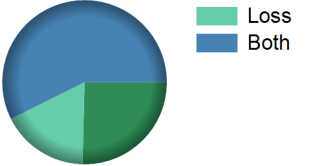
County	Total Claims	Claimant Type	Claims Paid	Amount Paid	Payments in County
Houston (Alabama)	73	<u>Claimant Type</u>	<u>Claims Paid</u>	<u>Amount Paid</u>	Payments in County  <ul style="list-style-type: none"> ■ Resident ■ Both
		Resident of County	23	\$155,200.00	
		Resident and Loss in County	2	\$138,900.00	
		Totals:	25	\$294,100.00	
Humphreys (Mississippi)	3	<u>Claimant Type</u>	<u>Claims Paid</u>	<u>Amount Paid</u>	Payments in County  <ul style="list-style-type: none"> ■ Resident ■ Loss
		Resident of County	1	\$9,300.00	
		Claim Loss in County	1	\$28,000.00	
		Totals:	2	\$37,300.00	
Iberia (Louisiana)	570	<u>Claimant Type</u>	<u>Claims Paid</u>	<u>Amount Paid</u>	Payments in County  <ul style="list-style-type: none"> ■ Resident ■ Loss ■ Both
		Resident of County	243	\$5,568,700.00	
		Resident and Loss in County	192	\$4,514,400.00	
		Claim Loss in County	77	\$2,034,300.00	
Totals:	512	\$12,117,400.00			
Iberville (Louisiana)	89	<u>Claimant Type</u>	<u>Claims Paid</u>	<u>Amount Paid</u>	Payments in County  <ul style="list-style-type: none"> ■ Resident ■ Loss ■ Both
		Resident of County	8	\$153,200.00	
		Resident and Loss in County	17	\$519,700.00	
		Claim Loss in County	4	\$94,700.00	
Totals:	29	\$767,600.00			
Indian River (Florida)	15	<u>Claimant Type</u>	<u>Claims Paid</u>	<u>Amount Paid</u>	Payments in County  <ul style="list-style-type: none"> ■ Resident ■ Both
		Resident of County	1	\$21,100.00	
		Resident and Loss in County	2	\$86,300.00	
		Totals:	3	\$107,400.00	

GCCF Program Statistics - Overall Summary

(as of October 12, 2010, 5:05 PM ET)

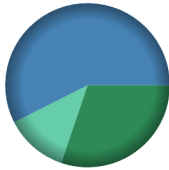
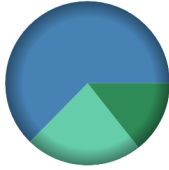



County	Count	Claimant Type	Claims Paid	Amount Paid	Payments in County
Itawamba (Mississippi)	1	<u>Claimant Type</u>	<u>Claims Paid</u>	<u>Amount Paid</u>	 <ul style="list-style-type: none"> Resident
		Resident of County	1	\$6,000.00	
		Totals:	1	\$6,000.00	
Jackson (Alabama)	13	<u>Claimant Type</u>	<u>Claims Paid</u>	<u>Amount Paid</u>	 <ul style="list-style-type: none"> Resident Loss
		Resident of County	8	\$65,500.00	
		Claim Loss in County	1	\$14,500.00	
		Totals:	9	\$80,000.00	
Jackson (Florida)	123	<u>Claimant Type</u>	<u>Claims Paid</u>	<u>Amount Paid</u>	 <ul style="list-style-type: none"> Resident Loss Both
		Resident of County	20	\$292,800.00	
		Resident and Loss in County	3	\$96,000.00	
		Claim Loss in County	1	\$7,900.00	
Totals:	24	\$396,700.00			
Jackson (Louisiana)	2	<u>Claimant Type</u>	<u>Claims Paid</u>	<u>Amount Paid</u>	 <ul style="list-style-type: none"> Resident Both
		Resident of County	1	\$18,600.00	
		Resident and Loss in County	1	\$4,500.00	
		Totals:	2	\$23,100.00	
Jackson (Mississippi)	4,422	<u>Claimant Type</u>	<u>Claims Paid</u>	<u>Amount Paid</u>	 <ul style="list-style-type: none"> Resident Loss Both
		Resident of County	374	\$5,564,000.00	
		Resident and Loss in County	771	\$21,604,158.36	
		Claim Loss in County	299	\$5,261,300.00	
Totals:	1,444	\$32,429,458.36			

GCCF Program Statistics - Overall Summary (as of October 12, 2010, 5:05 PM ET)

County	Total Claims	Claimant Type	Claims Paid	Amount Paid	Payments in County
Jasper (Mississippi)	28	<u>Claimant Type</u>	<u>Claims Paid</u>	<u>Amount Paid</u>	Payments in County 
		Resident and Loss in County	1	\$25,500.00	
		Totals:	1	\$25,500.00	
Jasper (Texas)	8	<u>Claimant Type</u>	<u>Claims Paid</u>	<u>Amount Paid</u>	Payments in County 
		Resident of County	3	\$145,700.00	
		Totals:	3	\$145,700.00	
Jefferson (Alabama)	436	<u>Claimant Type</u>	<u>Claims Paid</u>	<u>Amount Paid</u>	Payments in County 
		Resident of County	267	\$2,691,400.00	
		Resident and Loss in County	3	\$37,700.00	
		Claim Loss in County	2	\$54,800.00	
		Totals:	272	\$2,783,900.00	
Jefferson (Florida)	9	<u>Claimant Type</u>	<u>Claims Paid</u>	<u>Amount Paid</u>	Payments in County 
		Resident of County	3	\$93,000.00	
		Claim Loss in County	1	\$6,000.00	
		Totals:	4	\$99,000.00	
Jefferson (Louisiana)	18,365	<u>Claimant Type</u>	<u>Claims Paid</u>	<u>Amount Paid</u>	Payments in County 
		Resident of County	1,631	\$26,145,180.32	
		Resident and Loss in County	2,599	\$59,058,900.00	
		Claim Loss in County	1,026	\$17,746,785.21	
		Totals:	5,256	\$102,950,865.53	

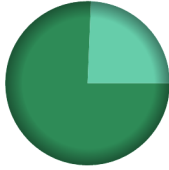




GCCF Program Statistics - Overall Summary

(as of October 12, 2010, 5:05 PM ET)

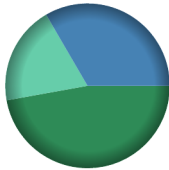

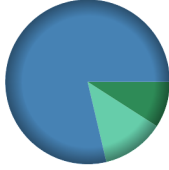
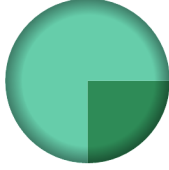
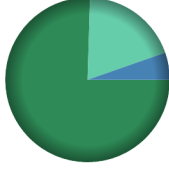
County	Total Claims	Claimant Type	Claims Paid	Amount Paid	Payments in County
Jefferson (Texas)	521	<u>Claimant Type</u>	<u>Claims Paid</u>	<u>Amount Paid</u>	Payments in County  <ul style="list-style-type: none"> ■ Resident ■ Loss ■ Both
		Resident of County	89	\$2,733,100.00	
		Resident and Loss in County	228	\$5,200,700.00	
		Claim Loss in County	58	\$1,118,100.00	
Totals:			375	\$9,051,900.00	
Jefferson Davis (Louisiana)	35	<u>Claimant Type</u>	<u>Claims Paid</u>	<u>Amount Paid</u>	Payments in County  <ul style="list-style-type: none"> ■ Resident ■ Loss ■ Both
		Resident of County	4	\$40,600.00	
		Resident and Loss in County	8	\$177,100.00	
		Claim Loss in County	2	\$65,000.00	
Totals:			14	\$282,700.00	
Jim Hogg (Texas)	1	<u>Claimant Type</u>	<u>Claims Paid</u>	<u>Amount Paid</u>	Payments in County  <ul style="list-style-type: none"> ■ Loss
		Claim Loss in County	1	\$32,400.00	
Totals:			1	\$32,400.00	
Jim Wells (Texas)	1	<u>Claimant Type</u>	<u>Claims Paid</u>	<u>Amount Paid</u>	Payments in County  <ul style="list-style-type: none"> ■ Both
		Resident and Loss in County	1	\$79,900.00	
Totals:			1	\$79,900.00	
Johnson (Texas)	7	<u>Claimant Type</u>	<u>Claims Paid</u>	<u>Amount Paid</u>	Payments in County  <ul style="list-style-type: none"> ■ Resident
		Resident of County	3	\$111,000.00	
Totals:			3	\$111,000.00	

GCCF Program Statistics - Overall Summary

(as of October 12, 2010, 5:05 PM ET)


County	Total Claims	Claimant Type	Claims Paid	Amount Paid	Payments in County
Jones (Mississippi)	84	<u>Claimant Type</u>	<u>Claims Paid</u>	<u>Amount Paid</u>	Payments in County  <ul style="list-style-type: none"> Resident Both
		Resident of County	10	\$155,500.00	
		Resident and Loss in County	1	\$50,000.00	
		Totals:	11	\$205,500.00	
Kemper (Mississippi)	4	<u>Claimant Type</u>	<u>Claims Paid</u>	<u>Amount Paid</u>	Payments in County  <ul style="list-style-type: none"> Loss
		Claim Loss in County	2	\$22,200.00	
		Totals:	2	\$22,200.00	
Kendall (Texas)	2	<u>Claimant Type</u>	<u>Claims Paid</u>	<u>Amount Paid</u>	Payments in County  <ul style="list-style-type: none"> Resident
		Resident of County	2	\$15,700.00	
		Totals:	2	\$15,700.00	
Kleberg (Texas)	1	<u>Claimant Type</u>	<u>Claims Paid</u>	<u>Amount Paid</u>	Payments in County  <ul style="list-style-type: none"> Resident
		Resident of County	1	\$32,400.00	
		Totals:	1	\$32,400.00	
Lafayette (Florida)	4	<u>Claimant Type</u>	<u>Claims Paid</u>	<u>Amount Paid</u>	Payments in County  <ul style="list-style-type: none"> Both
		Resident and Loss in County	1	\$226,700.00	
		Totals:	1	\$226,700.00	

GCCF Program Statistics - Overall Summary (as of October 12, 2010, 5:05 PM ET)


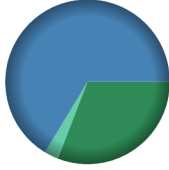


County	Total Claims	Claimant Type	Claims Paid	Amount Paid	Payments in County
Lafayette (Louisiana)	774	<u>Claimant Type</u>	<u>Claims Paid</u>	<u>Amount Paid</u>	 <ul style="list-style-type: none"> ■ Resident ■ Loss ■ Both
		Resident of County	165	\$4,076,300.00	
		Resident and Loss in County	103	\$2,886,100.00	
		Claim Loss in County	67	\$1,678,600.00	
Totals:	335	\$8,641,000.00			
Lafayette (Mississippi)	9	<u>Claimant Type</u>	<u>Claims Paid</u>	<u>Amount Paid</u>	 <ul style="list-style-type: none"> ■ Resident
		Resident of County	6	\$76,000.00	
		Totals:	6	\$76,000.00	
Lafourche (Louisiana)	1,923	<u>Claimant Type</u>	<u>Claims Paid</u>	<u>Amount Paid</u>	 <ul style="list-style-type: none"> ■ Resident ■ Loss ■ Both
		Resident of County	160	\$3,276,000.00	
		Resident and Loss in County	887	\$28,434,900.00	
		Claim Loss in County	194	\$4,431,980.32	
Totals:	1,241	\$36,142,880.32			
Lake (Florida)	24	<u>Claimant Type</u>	<u>Claims Paid</u>	<u>Amount Paid</u>	 <ul style="list-style-type: none"> ■ Resident ■ Both
		Resident of County	6	\$45,900.00	
		Resident and Loss in County	5	\$137,900.00	
Totals:	11	\$183,800.00			
Lamar (Mississippi)	103	<u>Claimant Type</u>	<u>Claims Paid</u>	<u>Amount Paid</u>	 <ul style="list-style-type: none"> ■ Resident ■ Loss ■ Both
		Resident of County	8	\$133,900.00	
		Resident and Loss in County	1	\$9,500.00	
		Claim Loss in County	2	\$34,000.00	
Totals:	11	\$177,400.00			

GCCF Program Statistics - Overall Summary

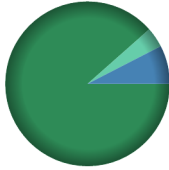
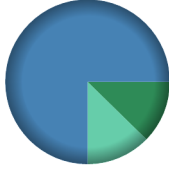



(as of October 12, 2010, 5:05 PM ET)

County	Total Claims	Claimant Type	Claims Paid	Amount Paid	Payments in County
Lamar (Texas)	1	<u>Claimant Type</u>	<u>Claims Paid</u>	<u>Amount Paid</u>	Payments in County  Resident
		Resident of County	1	\$3,200.00	
		Totals:	1	\$3,200.00	
Lauderdale (Alabama)	20	<u>Claimant Type</u>	<u>Claims Paid</u>	<u>Amount Paid</u>	Payments in County  Resident
		Resident of County	12	\$106,600.00	
		Totals:	12	\$106,600.00	
Lauderdale (Mississippi)	48	<u>Claimant Type</u>	<u>Claims Paid</u>	<u>Amount Paid</u>	Payments in County  Resident
		Resident of County	15	\$92,800.00	
		Totals:	15	\$92,800.00	
Lawrence (Alabama)	7	<u>Claimant Type</u>	<u>Claims Paid</u>	<u>Amount Paid</u>	Payments in County  Resident Loss
		Resident of County	2	\$21,200.00	
		Claim Loss in County	1	\$1,400.00	
		Totals:	3	\$22,600.00	
Lawrence (Mississippi)	57	<u>Claimant Type</u>	<u>Claims Paid</u>	<u>Amount Paid</u>	Payments in County  Loss Both
		Resident and Loss in County	5	\$67,500.00	
		Claim Loss in County	2	\$18,500.00	
		Totals:	7	\$86,000.00	


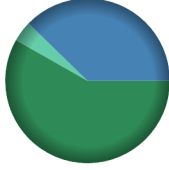


GCCF Program Statistics - Overall Summary (as of October 12, 2010, 5:05 PM ET)

County	Total Claims	Claimant Type	Claims Paid	Amount Paid	Payments in County
Leake (Mississippi)	10	<u>Claimant Type</u>	<u>Claims Paid</u>	<u>Amount Paid</u>	Payments in County  <ul style="list-style-type: none"> Resident
		Resident of County	2	\$63,000.00	
		Totals:	2	\$63,000.00	
Lee (Alabama)	59	<u>Claimant Type</u>	<u>Claims Paid</u>	<u>Amount Paid</u>	Payments in County  <ul style="list-style-type: none"> Resident
		Resident of County	28	\$226,700.00	
		Totals:	28	\$226,700.00	
Lee (Florida)	395	<u>Claimant Type</u>	<u>Claims Paid</u>	<u>Amount Paid</u>	Payments in County  <ul style="list-style-type: none"> Resident Loss Both
		Resident of County	13	\$528,100.00	
		Resident and Loss in County	42	\$1,133,700.00	
		Claim Loss in County	4	\$47,300.00	
		Totals:	59	\$1,709,100.00	
Lee (Mississippi)	13	<u>Claimant Type</u>	<u>Claims Paid</u>	<u>Amount Paid</u>	Payments in County  <ul style="list-style-type: none"> Resident
		Resident of County	5	\$55,800.00	
		Totals:	5	\$55,800.00	
Leflore (Mississippi)	2	<u>Claimant Type</u>	<u>Claims Paid</u>	<u>Amount Paid</u>	Payments in County  <ul style="list-style-type: none"> Resident
		Resident of County	1	\$7,800.00	
		Totals:	1	\$7,800.00	






GCCF Program Statistics - Overall Summary (as of October 12, 2010, 5:05 PM ET)

County	Total Claims	Claimant Type	Claims Paid	Amount Paid	Payments in County		
Leon (Florida)	268	<u>Claimant Type</u>	<u>Claims Paid</u>	<u>Amount Paid</u>	Payments in County  <ul style="list-style-type: none"> ■ Resident ■ Loss ■ Both 		
		Resident of County	73	\$1,121,100.00			
		Resident and Loss in County	6	\$95,700.00			
		Claim Loss in County	4	\$50,300.00			
Totals:	83	\$1,267,100.00					
Levy (Florida)	126	<u>Claimant Type</u>	<u>Claims Paid</u>	<u>Amount Paid</u>	Payments in County  <ul style="list-style-type: none"> ■ Resident ■ Loss ■ Both 		
		Resident of County	10	\$232,900.00			
		Resident and Loss in County	60	\$1,418,200.00			
		Claim Loss in County	7	\$239,900.00			
Totals:	77	\$1,891,000.00					
Liberty (Florida)	45	<u>Claimant Type</u>	<u>Claims Paid</u>	<u>Amount Paid</u>	Payments in County  <ul style="list-style-type: none"> ■ Resident ■ Both 		
		Resident of County	14	\$132,900.00			
		Resident and Loss in County	4	\$29,800.00			
		Totals:	18	\$162,700.00			
Liberty (Texas)	8	<u>Claimant Type</u>	<u>Claims Paid</u>	<u>Amount Paid</u>	Payments in County  <ul style="list-style-type: none"> ■ Resident ■ Both 		
		Resident of County	1	\$21,500.00			
		Resident and Loss in County	1	\$75,000.00			
		Totals:	2	\$96,500.00			
Limestone (Alabama)	38	<u>Claimant Type</u>	<u>Claims Paid</u>	<u>Amount Paid</u>	Payments in County  <ul style="list-style-type: none"> ■ Resident 		
		Resident of County	24	\$304,700.00			
		Totals:	24	\$304,700.00			

GCCF Program Statistics - Overall Summary (as of October 12, 2010, 5:05 PM ET)

County	Total Claims	Claimant Type	Claims Paid	Amount Paid	Payments in County
Lincoln (Louisiana)	9	<u>Claimant Type</u>	<u>Claims Paid</u>	<u>Amount Paid</u>	Payments in County  <ul style="list-style-type: none"> Resident
		Resident of County	4	\$133,100.00	
		Totals:	4	\$133,100.00	
		Lincoln (Mississippi)	22	<u>Claimant Type</u>	
Resident of County	4			\$12,400.00	
Resident and Loss in County	1			\$22,200.00	
Claim Loss in County	1			\$5,700.00	
Totals:	6	\$40,300.00			
Livingston (Louisiana)	177	<u>Claimant Type</u>	<u>Claims Paid</u>	<u>Amount Paid</u>	Payments in County  <ul style="list-style-type: none"> Resident Loss Both
		Resident of County	42	\$905,600.00	
		Resident and Loss in County	19	\$586,700.00	
		Claim Loss in County	3	\$63,000.00	
Totals:	64	\$1,555,300.00			
Lowndes (Mississippi)	26	<u>Claimant Type</u>	<u>Claims Paid</u>	<u>Amount Paid</u>	Payments in County  <ul style="list-style-type: none"> Resident Both
		Resident of County	10	\$102,500.00	
		Resident and Loss in County	1	\$2,400.00	
		Totals:	11	\$104,900.00	
Lubbock (Texas)	2	<u>Claimant Type</u>	<u>Claims Paid</u>	<u>Amount Paid</u>	Payments in County  <ul style="list-style-type: none"> Resident
		Resident of County	1	\$2,400.00	
		Totals:	1	\$2,400.00	

GCCF Program Statistics - Overall Summary (as of October 12, 2010, 5:05 PM ET)



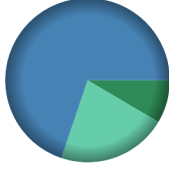

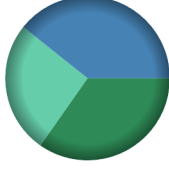
County	Total Claims	Claimant Type	Claims Paid	Amount Paid	Payments in County
Macon (Alabama)	3	<u>Claimant Type</u>	<u>Claims Paid</u>	<u>Amount Paid</u>	Payments in County  <ul style="list-style-type: none"> Resident
		Resident of County	1	\$1,000.00	
		Totals:	1	\$1,000.00	
Madison (Alabama)	186	<u>Claimant Type</u>	<u>Claims Paid</u>	<u>Amount Paid</u>	Payments in County  <ul style="list-style-type: none"> Resident Loss Both
		Resident of County	116	\$1,408,700.00	
		Resident and Loss in County	1	\$48,000.00	
		Claim Loss in County	1	\$3,000.00	
		Totals:	118	\$1,459,700.00	
Madison (Florida)	6	<u>Claimant Type</u>	<u>Claims Paid</u>	<u>Amount Paid</u>	Payments in County  <ul style="list-style-type: none"> Resident Loss
		Resident of County	1	\$2,100.00	
		Claim Loss in County	1	\$1,200.00	
		Totals:	2	\$3,300.00	
Madison (Louisiana)	1	<u>Claimant Type</u>	<u>Claims Paid</u>	<u>Amount Paid</u>	Payments in County  <ul style="list-style-type: none"> Resident
		Resident of County	1	\$16,200.00	
		Totals:	1	\$16,200.00	
Madison (Mississippi)	63	<u>Claimant Type</u>	<u>Claims Paid</u>	<u>Amount Paid</u>	Payments in County  <ul style="list-style-type: none"> Resident Both
		Resident of County	27	\$293,400.00	
		Resident and Loss in County	3	\$52,400.00	
		Totals:	30	\$345,800.00	

GCCF Program Statistics - Overall Summary (as of October 12, 2010, 5:05 PM ET)



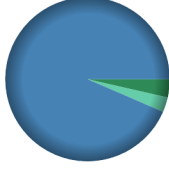

County	Total Claims	Claimant Type	Claims Paid	Amount Paid	Payments in County
Manatee (Florida)	171	<u>Claimant Type</u>	<u>Claims Paid</u>	<u>Amount Paid</u>	
		Resident of County	13	\$379,500.00	
		Resident and Loss in County	28	\$962,400.00	
		Claim Loss in County	7	\$243,800.00	
Totals:	48	\$1,585,700.00			
Marengo (Alabama)	16	<u>Claimant Type</u>	<u>Claims Paid</u>	<u>Amount Paid</u>	
		Resident of County	11	\$71,100.00	
		Totals:	11	\$71,100.00	
Marion (Alabama)	4	<u>Claimant Type</u>	<u>Claims Paid</u>	<u>Amount Paid</u>	
		Resident of County	1	\$1,200.00	
		Totals:	1	\$1,200.00	
Marion (Florida)	39	<u>Claimant Type</u>	<u>Claims Paid</u>	<u>Amount Paid</u>	
		Resident of County	8	\$104,400.00	
		Resident and Loss in County	1	\$35,400.00	
		Claim Loss in County	1	\$26,000.00	
Totals:	10	\$165,800.00			
Marion (Mississippi)	155	<u>Claimant Type</u>	<u>Claims Paid</u>	<u>Amount Paid</u>	
		Resident of County	5	\$125,600.00	
		Resident and Loss in County	6	\$135,300.00	
		Claim Loss in County	1	\$18,000.00	
Totals:	12	\$278,900.00			

GCCF Program Statistics - Overall Summary

(as of October 12, 2010, 5:05 PM ET)

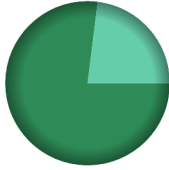




County	Total Claims	Claimant Type	Claims Paid	Amount Paid	Payments in County
Marshall (Alabama)	44	<u>Claimant Type</u>	<u>Claims Paid</u>	<u>Amount Paid</u>	Payments in County  <ul style="list-style-type: none"> Resident Both
		Resident of County	22	\$248,700.00	
		Resident and Loss in County	1	\$37,200.00	
		Totals:	23	\$285,900.00	
Martin (Florida)	20	<u>Claimant Type</u>	<u>Claims Paid</u>	<u>Amount Paid</u>	Payments in County  <ul style="list-style-type: none"> Resident Both
		Resident of County	1	\$2,200.00	
		Resident and Loss in County	5	\$109,500.00	
		Totals:	6	\$111,700.00	
Matagorda (Texas)	135	<u>Claimant Type</u>	<u>Claims Paid</u>	<u>Amount Paid</u>	Payments in County  <ul style="list-style-type: none"> Resident Loss Both
		Resident of County	11	\$302,600.00	
		Resident and Loss in County	56	\$2,490,100.00	
		Claim Loss in County	11	\$773,100.00	
Totals:	78	\$3,565,800.00			
McLennan (Texas)	12	<u>Claimant Type</u>	<u>Claims Paid</u>	<u>Amount Paid</u>	Payments in County  <ul style="list-style-type: none"> Resident
		Resident of County	4	\$77,300.00	
		Totals:	4	\$77,300.00	
Miami-dade (Florida)	257	<u>Claimant Type</u>	<u>Claims Paid</u>	<u>Amount Paid</u>	Payments in County  <ul style="list-style-type: none"> Resident Loss Both
		Resident of County	16	\$302,900.00	
		Resident and Loss in County	8	\$342,400.00	
		Claim Loss in County	9	\$226,700.00	
Totals:	33	\$872,000.00			

GCCF Program Statistics - Overall Summary (as of October 12, 2010, 5:05 PM ET)

County	Total Claims	Claimant Type	Claims Paid	Amount Paid	Payments in County
Milam (Texas)	1	<u>Claimant Type</u>	<u>Claims Paid</u>	<u>Amount Paid</u>	Payments in County  <ul style="list-style-type: none"> Resident
		Resident of County	1	\$5,800.00	
		Totals:	1	\$5,800.00	
		Mobile (Alabama)	10,985	<u>Claimant Type</u>	
Resident of County	590			\$8,808,765.00	
Resident and Loss in County	3,634			\$68,848,100.00	
Claim Loss in County	381			\$7,686,600.00	
Totals:	4,605	\$85,343,465.00			
Monroe (Alabama)	69	<u>Claimant Type</u>	<u>Claims Paid</u>	<u>Amount Paid</u>	Payments in County  <ul style="list-style-type: none"> Resident Both
		Resident of County	33	\$568,600.00	
		Resident and Loss in County	11	\$150,400.00	
		Totals:	44	\$719,000.00	
Monroe (Florida)	1,083	<u>Claimant Type</u>	<u>Claims Paid</u>	<u>Amount Paid</u>	Payments in County  <ul style="list-style-type: none"> Resident Loss Both
		Resident of County	12	\$295,800.00	
		Resident and Loss in County	259	\$7,719,300.00	
		Claim Loss in County	11	\$241,300.00	
Totals:	282	\$8,256,400.00			
Monroe (Mississippi)	11	<u>Claimant Type</u>	<u>Claims Paid</u>	<u>Amount Paid</u>	Payments in County  <ul style="list-style-type: none"> Resident
		Resident of County	7	\$86,700.00	
		Totals:	7	\$86,700.00	

GCCF Program Statistics - Overall Summary

(as of October 12, 2010, 5:05 PM ET)

County	Total Claims	Claimant Type	Claims Paid	Amount Paid	Payments in County
Montgomery (Alabama)	161	<u>Claimant Type</u>	<u>Claims Paid</u>	<u>Amount Paid</u>	Payments in County  <ul style="list-style-type: none"> Resident Both
		Resident of County	74	\$808,100.00	
		Resident and Loss in County	3	\$241,700.00	
		Totals:	77	\$1,049,800.00	
Montgomery (Mississippi)	1	<u>Claimant Type</u>	<u>Claims Paid</u>	<u>Amount Paid</u>	Payments in County  <ul style="list-style-type: none"> Resident
		Resident of County	1	\$20,000.00	
		Totals:	1	\$20,000.00	
Montgomery (Texas)	71	<u>Claimant Type</u>	<u>Claims Paid</u>	<u>Amount Paid</u>	Payments in County  <ul style="list-style-type: none"> Resident Both
		Resident of County	17	\$306,200.00	
		Resident and Loss in County	2	\$70,700.00	
		Totals:	19	\$376,900.00	
Morgan (Alabama)	68	<u>Claimant Type</u>	<u>Claims Paid</u>	<u>Amount Paid</u>	Payments in County  <ul style="list-style-type: none"> Resident
		Resident of County	41	\$416,100.00	
		Totals:	41	\$416,100.00	
Nacogdoches (Texas)	12	<u>Claimant Type</u>	<u>Claims Paid</u>	<u>Amount Paid</u>	Payments in County  <ul style="list-style-type: none"> Resident Loss
		Resident of County	1	\$41,600.00	
		Claim Loss in County	4	\$250,400.00	
		Totals:	5	\$292,000.00	

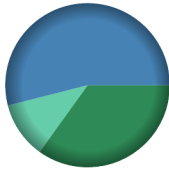
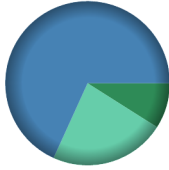



GCCF Program Statistics - Overall Summary

(as of October 12, 2010, 5:05 PM ET)

County	Total Claims	Claimant Type	Claims Paid	Amount Paid	Payments in County
Nassau (Florida)	8	<u>Claimant Type</u>	<u>Claims Paid</u>	<u>Amount Paid</u>	
		Resident of County	2	\$58,700.00	
		Resident and Loss in County	2	\$31,100.00	
		Claim Loss in County	1	\$1,700.00	
Totals:	5	\$91,500.00			
Natchitoches (Louisiana)	8	<u>Claimant Type</u>	<u>Claims Paid</u>	<u>Amount Paid</u>	
		Resident of County	3	\$61,000.00	
		Resident and Loss in County	2	\$48,400.00	
		Totals:	5	\$109,400.00	
Neshoba (Mississippi)	18	<u>Claimant Type</u>	<u>Claims Paid</u>	<u>Amount Paid</u>	
		Resident of County	1	\$138,900.00	
		Claim Loss in County	1	\$6,000.00	
		Totals:	2	\$144,900.00	
Newton (Mississippi)	7	<u>Claimant Type</u>	<u>Claims Paid</u>	<u>Amount Paid</u>	
		Resident of County	2	\$80,000.00	
		Totals:	2	\$80,000.00	
Noxubee (Mississippi)	6	<u>Claimant Type</u>	<u>Claims Paid</u>	<u>Amount Paid</u>	
		Resident of County	1	\$8,800.00	
		Totals:	1	\$8,800.00	

GCCF Program Statistics - Overall Summary

(as of October 12, 2010, 5:05 PM ET)



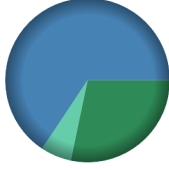
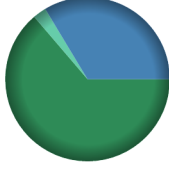

County	Total Claims	Claimant Type	Claims Paid	Amount Paid	Payments in County
Nueces (Texas)	35	<u>Claimant Type</u>	<u>Claims Paid</u>	<u>Amount Paid</u>	Payments in County  <ul style="list-style-type: none"> ■ Resident ■ Loss ■ Both
		Resident of County	3	\$47,800.00	
		Resident and Loss in County	3	\$73,900.00	
		Claim Loss in County	1	\$15,200.00	
Totals:	7	\$136,900.00			
Okaloosa (Florida)	12,303	<u>Claimant Type</u>	<u>Claims Paid</u>	<u>Amount Paid</u>	Payments in County  <ul style="list-style-type: none"> ■ Resident ■ Loss ■ Both
		Resident of County	787	\$11,102,200.00	
		Resident and Loss in County	4,418	\$84,236,100.00	
		Claim Loss in County	2,203	\$28,130,900.00	
Totals:	7,408	\$123,469,200.00			
Okeechobee (Florida)	5	<u>Claimant Type</u>	<u>Claims Paid</u>	<u>Amount Paid</u>	Payments in County  <ul style="list-style-type: none"> ■ Loss
		Claim Loss in County	1	\$5,000.00	
Totals:	1	\$5,000.00			
Oktibbeha (Mississippi)	14	<u>Claimant Type</u>	<u>Claims Paid</u>	<u>Amount Paid</u>	Payments in County  <ul style="list-style-type: none"> ■ Resident
		Resident of County	8	\$68,600.00	
Totals:	8	\$68,600.00			
Orange (Florida)	159	<u>Claimant Type</u>	<u>Claims Paid</u>	<u>Amount Paid</u>	Payments in County  <ul style="list-style-type: none"> ■ Resident ■ Both
		Resident of County	39	\$686,200.00	
		Resident and Loss in County	6	\$185,000.00	
		Totals:	45	\$871,200.00	

GCCF Program Statistics - Overall Summary

(as of October 12, 2010, 5:05 PM ET)




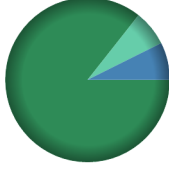
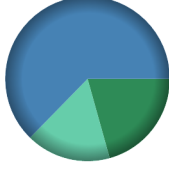
County	Total Claims	Claimant Type	Claims Paid	Amount Paid	Payments in County
Orange (Texas)	50	<u>Claimant Type</u>	<u>Claims Paid</u>	<u>Amount Paid</u>	
		Resident of County	13	\$186,400.00	
		Resident and Loss in County	9	\$311,600.00	
		Claim Loss in County	12	\$217,600.00	
Totals:	34	\$715,600.00			
Orleans (Louisiana)	25,687	<u>Claimant Type</u>	<u>Claims Paid</u>	<u>Amount Paid</u>	
		Resident of County	797	\$12,860,000.00	
		Resident and Loss in County	4,367	\$65,335,700.00	
		Claim Loss in County	1,921	\$30,019,400.00	
Totals:	7,085	\$108,215,100.00			
Osceola (Florida)	12	<u>Claimant Type</u>	<u>Claims Paid</u>	<u>Amount Paid</u>	
		Resident of County	3	\$27,400.00	
Totals:	3	\$27,400.00			
Ouachita (Louisiana)	55	<u>Claimant Type</u>	<u>Claims Paid</u>	<u>Amount Paid</u>	
		Resident of County	20	\$186,600.00	
		Resident and Loss in County	4	\$87,600.00	
Totals:	24	\$274,200.00			
Palm Beach (Florida)	110	<u>Claimant Type</u>	<u>Claims Paid</u>	<u>Amount Paid</u>	
		Resident of County	10	\$168,700.00	
		Resident and Loss in County	8	\$447,500.00	
		Claim Loss in County	3	\$25,900.00	
Totals:	21	\$642,100.00			

GCCF Program Statistics - Overall Summary (as of October 12, 2010, 5:05 PM ET)

County	Total Claims	Claimant Type	Claims Paid	Amount Paid	Payments in County
Panola (Mississippi)	3	<u>Claimant Type</u>	<u>Claims Paid</u>	<u>Amount Paid</u>	Payments in County  <ul style="list-style-type: none"> Resident
		Resident of County	2	\$14,700.00	
		Totals:	2	\$14,700.00	
Parker (Texas)	3	<u>Claimant Type</u>	<u>Claims Paid</u>	<u>Amount Paid</u>	Payments in County  <ul style="list-style-type: none"> Resident
		Resident of County	1	\$5,800.00	
		Totals:	1	\$5,800.00	
Pasco (Florida)	292	<u>Claimant Type</u>	<u>Claims Paid</u>	<u>Amount Paid</u>	Payments in County  <ul style="list-style-type: none"> Resident Loss Both
		Resident of County	50	\$865,400.00	
		Resident and Loss in County	75	\$2,009,300.00	
		Claim Loss in County	10	\$184,400.00	
		Totals:	135	\$3,059,100.00	
Pearl River (Mississippi)	320	<u>Claimant Type</u>	<u>Claims Paid</u>	<u>Amount Paid</u>	Payments in County  <ul style="list-style-type: none"> Resident Loss Both
		Resident of County	72	\$1,070,300.00	
		Resident and Loss in County	16	\$564,100.00	
		Claim Loss in County	1	\$44,000.00	
		Totals:	89	\$1,678,400.00	
Perry (Alabama)	3	<u>Claimant Type</u>	<u>Claims Paid</u>	<u>Amount Paid</u>	Payments in County  <ul style="list-style-type: none"> Loss
		Claim Loss in County	1	\$35,000.00	
		Totals:	1	\$35,000.00	

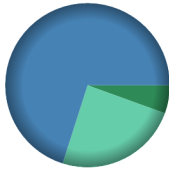

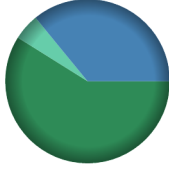


GCCF Program Statistics - Overall Summary

(as of October 12, 2010, 5:05 PM ET)

County	Total Claims	Claimant Type	Claims Paid	Amount Paid	Payments in County	
Perry (Mississippi)	31	<u>Claimant Type</u>	<u>Claims Paid</u>	<u>Amount Paid</u>	Payments in County 	
		Resident of County	2	\$71,600.00		Resident
		Resident and Loss in County	3	\$44,200.00		Both
		Totals:	5	\$115,800.00		
Pickens (Alabama)	10	<u>Claimant Type</u>	<u>Claims Paid</u>	<u>Amount Paid</u>	Payments in County 	
		Resident of County	4	\$29,000.00		Resident
		Totals:	4	\$29,000.00		
Pike (Alabama)	20	<u>Claimant Type</u>	<u>Claims Paid</u>	<u>Amount Paid</u>	Payments in County 	
		Resident of County	4	\$28,000.00		Resident
		Totals:	4	\$28,000.00		
Pike (Mississippi)	66	<u>Claimant Type</u>	<u>Claims Paid</u>	<u>Amount Paid</u>	Payments in County 	
		Resident of County	12	\$146,700.00		Resident
		Resident and Loss in County	1	\$12,600.00		Loss
		Claim Loss in County	1	\$12,000.00		Both
		Totals:	14	\$171,300.00		
Pinellas (Florida)	1,280	<u>Claimant Type</u>	<u>Claims Paid</u>	<u>Amount Paid</u>	Payments in County 	
		Resident of County	37	\$1,281,800.00		Resident
		Resident and Loss in County	163	\$3,887,800.00		Loss
		Claim Loss in County	53	\$1,032,900.00		Both
		Totals:	253	\$6,202,500.00		

GCCF Program Statistics - Overall Summary

(as of October 12, 2010, 5:05 PM ET)

County	Total Claims	Claimant Type	Claims Paid	Amount Paid	Payments in County
Plaquemines (Louisiana)	2,892	<u>Claimant Type</u>	<u>Claims Paid</u>	<u>Amount Paid</u>	Payments in County  <ul style="list-style-type: none"> ■ Resident ■ Loss ■ Both
		Resident of County	107	\$3,494,000.00	
		Resident and Loss in County	1,018	\$44,146,200.00	
		Claim Loss in County	521	\$15,340,600.00	
Totals:	1,646	\$62,980,800.00			
Pointe Coupee (Louisiana)	25	<u>Claimant Type</u>	<u>Claims Paid</u>	<u>Amount Paid</u>	Payments in County  <ul style="list-style-type: none"> ■ Resident ■ Both
		Resident of County	4	\$52,400.00	
		Resident and Loss in County	2	\$37,000.00	
		Totals:	6	\$89,400.00	
Polk (Florida)	43	<u>Claimant Type</u>	<u>Claims Paid</u>	<u>Amount Paid</u>	Payments in County  <ul style="list-style-type: none"> ■ Resident ■ Loss ■ Both
		Resident of County	8	\$104,700.00	
		Resident and Loss in County	5	\$63,800.00	
		Claim Loss in County	1	\$9,200.00	
Totals:	14	\$177,700.00			
Polk (Texas)	4	<u>Claimant Type</u>	<u>Claims Paid</u>	<u>Amount Paid</u>	Payments in County  <ul style="list-style-type: none"> ■ Resident
		Resident of County	1	\$80,700.00	
		Totals:	1	\$80,700.00	
Putnam (Florida)	9	<u>Claimant Type</u>	<u>Claims Paid</u>	<u>Amount Paid</u>	Payments in County  <ul style="list-style-type: none"> ■ Both
		Resident and Loss in County	2	\$51,500.00	
		Totals:	2	\$51,500.00	

GCCF Program Statistics - Overall Summary

(as of October 12, 2010, 5:05 PM ET)

County	Total Claims	Claimant Type	Claims Paid	Amount Paid	Payments in County
Randolph (Alabama)	7	<u>Claimant Type</u>	<u>Claims Paid</u>	<u>Amount Paid</u>	Payments in County  <ul style="list-style-type: none"> Resident
		Resident of County	4	\$50,300.00	
		Totals:	4	\$50,300.00	
Rankin (Mississippi)	49	<u>Claimant Type</u>	<u>Claims Paid</u>	<u>Amount Paid</u>	Payments in County  <ul style="list-style-type: none"> Resident
		Resident of County	22	\$398,200.00	
		Totals:	22	\$398,200.00	
Rapides (Louisiana)	87	<u>Claimant Type</u>	<u>Claims Paid</u>	<u>Amount Paid</u>	Payments in County  <ul style="list-style-type: none"> Resident Both
		Resident of County	16	\$302,100.00	
		Resident and Loss in County	5	\$309,800.00	
Totals:	21	\$611,900.00			
Richland (Louisiana)	4	<u>Claimant Type</u>	<u>Claims Paid</u>	<u>Amount Paid</u>	Payments in County  <ul style="list-style-type: none"> Resident
		Resident of County	3	\$29,000.00	
		Totals:	3	\$29,000.00	
Rockwall (Texas)	5	<u>Claimant Type</u>	<u>Claims Paid</u>	<u>Amount Paid</u>	Payments in County  <ul style="list-style-type: none"> Resident
		Resident of County	3	\$17,800.00	
		Totals:	3	\$17,800.00	

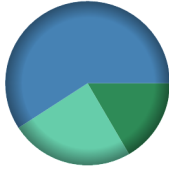
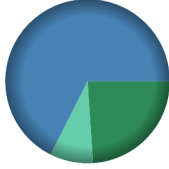



GCCF Program Statistics - Overall Summary

(as of October 12, 2010, 5:05 PM ET)

County	Count	Claimant Type	Claims Paid	Amount Paid	Payments in County
Russell (Alabama)	11	<u>Claimant Type</u>	<u>Claims Paid</u>	<u>Amount Paid</u>	Payments in County  Resident
		Resident of County	2	\$21,100.00	
		Totals:	2	\$21,100.00	
Sabine (Louisiana)	8	<u>Claimant Type</u>	<u>Claims Paid</u>	<u>Amount Paid</u>	Payments in County  Resident
		Resident of County	1	\$16,800.00	
		Totals:	1	\$16,800.00	
Sabine (Texas)	1	<u>Claimant Type</u>	<u>Claims Paid</u>	<u>Amount Paid</u>	Payments in County  Resident
		Resident of County	1	\$40,000.00	
		Totals:	1	\$40,000.00	
San Jacinto (Texas)	5	<u>Claimant Type</u>	<u>Claims Paid</u>	<u>Amount Paid</u>	Payments in County  Resident Loss
		Resident of County	2	\$49,200.00	
		Claim Loss in County	1	\$30,000.00	
		Totals:	3	\$79,200.00	
San Patricio (Texas)	22	<u>Claimant Type</u>	<u>Claims Paid</u>	<u>Amount Paid</u>	Payments in County  Both
		Resident and Loss in County	3	\$115,300.00	
		Totals:	3	\$115,300.00	

GCCF Program Statistics - Overall Summary

(as of October 12, 2010, 5:05 PM ET)



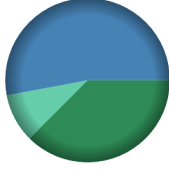

County	Total Claims	Claimant Type	Claims Paid	Amount Paid	Payments in County
Santa Rosa (Florida)	4,400	<u>Claimant Type</u>	<u>Claims Paid</u>	<u>Amount Paid</u>	Payments in County  <ul style="list-style-type: none"> ■ Resident ■ Loss ■ Both
		Resident of County	562	\$7,110,400.00	
		Resident and Loss in County	1,154	\$25,345,200.00	
		Claim Loss in County	860	\$10,400,300.00	
Totals:	2,576	\$42,855,900.00			
Sarasota (Florida)	178	<u>Claimant Type</u>	<u>Claims Paid</u>	<u>Amount Paid</u>	Payments in County  <ul style="list-style-type: none"> ■ Resident ■ Loss ■ Both
		Resident of County	6	\$59,900.00	
		Resident and Loss in County	6	\$169,000.00	
		Claim Loss in County	3	\$21,300.00	
Totals:	15	\$250,200.00			
Scott (Mississippi)	22	<u>Claimant Type</u>	<u>Claims Paid</u>	<u>Amount Paid</u>	Payments in County  <ul style="list-style-type: none"> ■ Resident
		Resident of County	6	\$58,000.00	
Totals:	6	\$58,000.00			
Seminole (Florida)	37	<u>Claimant Type</u>	<u>Claims Paid</u>	<u>Amount Paid</u>	Payments in County  <ul style="list-style-type: none"> ■ Resident
		Resident of County	11	\$80,800.00	
Totals:	11	\$80,800.00			
Sharkey (Mississippi)	1	<u>Claimant Type</u>	<u>Claims Paid</u>	<u>Amount Paid</u>	Payments in County  <ul style="list-style-type: none"> ■ Resident
		Resident of County	1	\$4,800.00	
Totals:	1	\$4,800.00			

GCCF Program Statistics - Overall Summary (as of October 12, 2010, 5:05 PM ET)

County	Total Claims	Claimant Type	Claims Paid	Amount Paid	Payments in County
Shelby (Alabama)	175	<u>Claimant Type</u>	<u>Claims Paid</u>	<u>Amount Paid</u>	<p>Payments in County</p> <ul style="list-style-type: none"> Resident Loss Both
		Resident of County	106	\$1,032,900.00	
		Resident and Loss in County	2	\$23,500.00	
		Claim Loss in County	1	\$28,800.00	
Totals:	109	\$1,085,200.00			
Simpson (Mississippi)	27	<u>Claimant Type</u>	<u>Claims Paid</u>	<u>Amount Paid</u>	<p>Payments in County</p> <ul style="list-style-type: none"> Resident
		Resident of County	2	\$36,200.00	
		Totals:	2	\$36,200.00	
Smith (Texas)	4	<u>Claimant Type</u>	<u>Claims Paid</u>	<u>Amount Paid</u>	<p>Payments in County</p> <ul style="list-style-type: none"> Resident
		Resident of County	1	\$35,200.00	
		Totals:	1	\$35,200.00	
St. Bernard (Louisiana)	2,072	<u>Claimant Type</u>	<u>Claims Paid</u>	<u>Amount Paid</u>	<p>Payments in County</p> <ul style="list-style-type: none"> Resident Loss Both
		Resident of County	226	\$3,614,900.00	
		Resident and Loss in County	603	\$19,213,700.00	
		Claim Loss in County	151	\$4,499,200.00	
Totals:	980	\$27,327,800.00			
St. Charles (Louisiana)	1,242	<u>Claimant Type</u>	<u>Claims Paid</u>	<u>Amount Paid</u>	<p>Payments in County</p> <ul style="list-style-type: none"> Resident Loss Both
		Resident of County	103	\$1,590,100.00	
		Resident and Loss in County	175	\$4,732,800.00	
		Claim Loss in County	68	\$1,164,500.00	
Totals:	346	\$7,487,400.00			

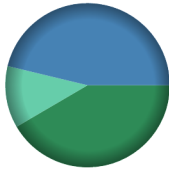

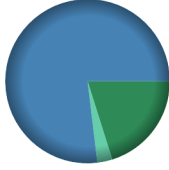
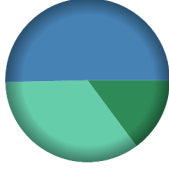
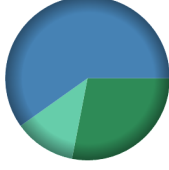
GCCF Program Statistics - Overall Summary

(as of October 12, 2010, 5:05 PM ET)

County	Total Claims	Claimant Type	Claims Paid	Amount Paid	Payments in County
St. Clair (Alabama)	35	<u>Claimant Type</u>	<u>Claims Paid</u>	<u>Amount Paid</u>	Payments in County  <ul style="list-style-type: none"> Resident
		Resident of County	23	\$332,000.00	
		Totals:	23	\$332,000.00	
		St. Helena (Louisiana)	17	<u>Claimant Type</u>	
Resident of County	3			\$50,500.00	
Claim Loss in County	1			\$25,000.00	
Totals:	4			\$75,500.00	
St. James (Louisiana)	148	<u>Claimant Type</u>	<u>Claims Paid</u>	<u>Amount Paid</u>	Payments in County  <ul style="list-style-type: none"> Resident Both
		Resident of County	6	\$154,800.00	
		Resident and Loss in County	8	\$154,100.00	
		Totals:	14	\$308,900.00	
St. John The Baptist (Louisiana)	1,112	<u>Claimant Type</u>	<u>Claims Paid</u>	<u>Amount Paid</u>	Payments in County  <ul style="list-style-type: none"> Resident Loss Both
		Resident of County	55	\$749,400.00	
		Resident and Loss in County	33	\$1,059,200.00	
		Claim Loss in County	12	\$191,600.00	
Totals:	100	\$2,000,200.00			
St. Johns (Florida)	27	<u>Claimant Type</u>	<u>Claims Paid</u>	<u>Amount Paid</u>	Payments in County  <ul style="list-style-type: none"> Resident Both
		Resident of County	7	\$133,500.00	
		Resident and Loss in County	4	\$76,500.00	
		Totals:	11	\$210,000.00	

GCCF Program Statistics - Overall Summary

(as of October 12, 2010, 5:05 PM ET)



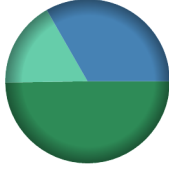
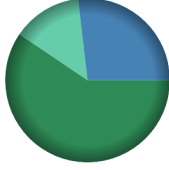
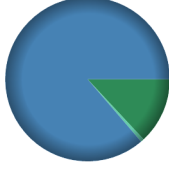
County	Total Claims	Claimant Type	Claims Paid	Amount Paid	Payments in County
St. Landry (Louisiana)	106				 <ul style="list-style-type: none"> ■ Resident ■ Loss ■ Both
		Resident of County	18	\$394,100.00	
		Resident and Loss in County	13	\$438,400.00	
		Claim Loss in County	3	\$115,700.00	
		Totals:	34	\$948,200.00	
St. Lucie (Florida)	17				 <ul style="list-style-type: none"> ■ Resident ■ Both
		Resident of County	3	\$66,500.00	
		Resident and Loss in County	1	\$60,000.00	
		Totals:	4	\$126,500.00	
St. Martin (Louisiana)	410				 <ul style="list-style-type: none"> ■ Resident ■ Loss ■ Both
		Resident of County	40	\$845,000.00	
		Resident and Loss in County	144	\$3,223,650.00	
		Claim Loss in County	9	\$123,100.00	
		Totals:	193	\$4,191,750.00	
St. Mary (Louisiana)	876				 <ul style="list-style-type: none"> ■ Resident ■ Loss ■ Both
		Resident of County	85	\$2,067,000.00	
		Resident and Loss in County	281	\$7,004,800.00	
		Claim Loss in County	137	\$4,843,400.00	
		Totals:	503	\$13,915,200.00	
St. Tammany (Louisiana)	2,725				 <ul style="list-style-type: none"> ■ Resident ■ Loss ■ Both
		Resident of County	377	\$7,411,700.00	
		Resident and Loss in County	555	\$15,825,800.00	
		Claim Loss in County	158	\$3,204,765.00	
		Totals:	1,090	\$26,442,265.00	

GCCF Program Statistics - Overall Summary (as of October 12, 2010, 5:05 PM ET)

County	Total Claims	Claimant Type	Claims Paid	Amount Paid	Payments in County
Stone (Mississippi)	324	<u>Claimant Type</u>	<u>Claims Paid</u>	<u>Amount Paid</u>	
		Resident of County	50	\$874,800.00	
		Resident and Loss in County	14	\$619,900.00	
		Claim Loss in County	5	\$82,800.00	
Totals:	69	\$1,577,500.00			
Sumter (Alabama)	5	<u>Claimant Type</u>	<u>Claims Paid</u>	<u>Amount Paid</u>	
		Resident of County	1	\$4,300.00	
		Totals:	1	\$4,300.00	
Sumter (Florida)	8	<u>Claimant Type</u>	<u>Claims Paid</u>	<u>Amount Paid</u>	
		Resident of County	4	\$63,300.00	
		Totals:	4	\$63,300.00	
Sunflower (Mississippi)	7	<u>Claimant Type</u>	<u>Claims Paid</u>	<u>Amount Paid</u>	
		Resident of County	2	\$22,600.00	
		Totals:	2	\$22,600.00	
Suwannee (Florida)	3	<u>Claimant Type</u>	<u>Claims Paid</u>	<u>Amount Paid</u>	
		Resident of County	1	\$3,200.00	
		Totals:	1	\$3,200.00	

GCCF Program Statistics - Overall Summary

(as of October 12, 2010, 5:05 PM ET)

County (State)	Total Claims	Claimant Type	Claims Paid	Amount Paid	Payments in County
Talladega (Alabama)	28	<u>Claimant Type</u>	<u>Claims Paid</u>	<u>Amount Paid</u>	Payments in County  <ul style="list-style-type: none"> Resident
		Resident of County	19	\$113,500.00	
		Totals:	19	\$113,500.00	
Tallapoosa (Alabama)	20	<u>Claimant Type</u>	<u>Claims Paid</u>	<u>Amount Paid</u>	Payments in County  <ul style="list-style-type: none"> Resident
		Resident of County	6	\$40,500.00	
		Totals:	6	\$40,500.00	
Tangipahoa (Louisiana)	549	<u>Claimant Type</u>	<u>Claims Paid</u>	<u>Amount Paid</u>	Payments in County  <ul style="list-style-type: none"> Resident Loss Both
		Resident of County	86	\$1,896,400.00	
		Resident and Loss in County	82	\$1,268,300.00	
		Claim Loss in County	20	\$647,700.00	
		Totals:	188	\$3,812,400.00	
Tarrant (Texas)	120	<u>Claimant Type</u>	<u>Claims Paid</u>	<u>Amount Paid</u>	Payments in County  <ul style="list-style-type: none"> Resident Loss Both
		Resident of County	41	\$777,600.00	
		Resident and Loss in County	4	\$351,100.00	
		Claim Loss in County	4	\$178,700.00	
		Totals:	49	\$1,307,400.00	
Taylor (Florida)	51	<u>Claimant Type</u>	<u>Claims Paid</u>	<u>Amount Paid</u>	Payments in County  <ul style="list-style-type: none"> Resident Loss Both
		Resident of County	6	\$99,000.00	
		Resident and Loss in County	26	\$652,700.00	
		Claim Loss in County	1	\$4,800.00	
		Totals:	33	\$756,500.00	


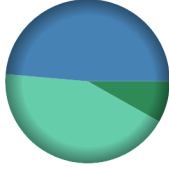


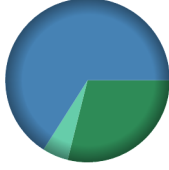
GCCF Program Statistics - Overall Summary (as of October 12, 2010, 5:05 PM ET)

County	Total Claims	Claimant Type	Claims Paid	Amount Paid	Payments in County
Terrebonne (Louisiana)	3,530	<u>Claimant Type</u>	<u>Claims Paid</u>	<u>Amount Paid</u>	Payments in County
		Resident of County	132	\$3,011,185.21	
		Resident and Loss in County	1,837	\$46,390,600.00	
		Claim Loss in County	317	\$7,598,700.00	
Totals:	2,286	\$57,000,485.21			
Tishomingo (Mississippi)	1	<u>Claimant Type</u>	<u>Claims Paid</u>	<u>Amount Paid</u>	Payments in County
		Resident of County	1	\$2,100.00	
		Totals:	1	\$2,100.00	
Travis (Texas)	46	<u>Claimant Type</u>	<u>Claims Paid</u>	<u>Amount Paid</u>	Payments in County
		Resident of County	10	\$121,400.00	
		Resident and Loss in County	1	\$15,000.00	
		Totals:	11	\$136,400.00	
Tuscaloosa (Alabama)	145	<u>Claimant Type</u>	<u>Claims Paid</u>	<u>Amount Paid</u>	Payments in County
		Resident of County	83	\$762,400.00	
		Resident and Loss in County	2	\$22,000.00	
		Claim Loss in County	2	\$49,000.00	
Totals:	87	\$833,400.00			
Tyler (Texas)	3	<u>Claimant Type</u>	<u>Claims Paid</u>	<u>Amount Paid</u>	Payments in County
		Resident of County	3	\$28,000.00	
		Totals:	3	\$28,000.00	

GCCF Program Statistics - Overall Summary (as of October 12, 2010, 5:05 PM ET)



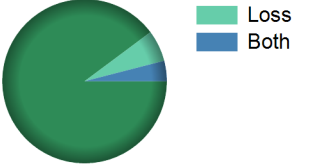

Union (Louisiana)	8	<u>Claimant Type</u>	<u>Claims Paid</u>	<u>Amount Paid</u>	Payments in County
		Resident of County	2	\$95,500.00	<ul style="list-style-type: none"> Resident Both
		Resident and Loss in County	1	\$40,800.00	
		Totals:	3	\$136,300.00	
Unknown (Alabama)	73	<u>Claimant Type</u>	<u>Claims Paid</u>	<u>Amount Paid</u>	Payments in County
		Resident of County	32	\$911,500.00	<ul style="list-style-type: none"> Resident
		Totals:	32	\$911,500.00	
Unknown (Florida)	76	<u>Claimant Type</u>	<u>Claims Paid</u>	<u>Amount Paid</u>	Payments in County
		Resident of County	28	\$676,900.00	<ul style="list-style-type: none"> Resident
		Totals:	28	\$676,900.00	
Unknown (Louisiana)	139	<u>Claimant Type</u>	<u>Claims Paid</u>	<u>Amount Paid</u>	Payments in County
		Resident of County	44	\$944,400.00	<ul style="list-style-type: none"> Resident
		Totals:	44	\$944,400.00	
Unknown (Mississippi)	48	<u>Claimant Type</u>	<u>Claims Paid</u>	<u>Amount Paid</u>	Payments in County
		Resident of County	13	\$193,700.00	<ul style="list-style-type: none"> Resident
		Totals:	13	\$193,700.00	

GCCF Program Statistics - Overall Summary (as of October 12, 2010, 5:05 PM ET)

County	Total Claims	Claimant Type	Claims Paid	Amount Paid	Payments in County
Unknown (Texas)	7	<u>Claimant Type</u>	<u>Claims Paid</u>	<u>Amount Paid</u>	Payments in County  <ul style="list-style-type: none"> Resident
		Resident of County	2	\$81,000.00	
		Totals:	2	\$81,000.00	
Vermilion (Louisiana)	996	<u>Claimant Type</u>	<u>Claims Paid</u>	<u>Amount Paid</u>	Payments in County  <ul style="list-style-type: none"> Resident Loss Both
		Resident of County	96	\$1,987,600.00	
		Resident and Loss in County	494	\$11,803,900.00	
		Claim Loss in County	156	\$10,490,200.00	
		Totals:	746	\$24,281,700.00	
Vernon (Louisiana)	11	<u>Claimant Type</u>	<u>Claims Paid</u>	<u>Amount Paid</u>	Payments in County  <ul style="list-style-type: none"> Loss
		Claim Loss in County	3	\$133,000.00	
		Totals:	3	\$133,000.00	
Victoria (Texas)	7	<u>Claimant Type</u>	<u>Claims Paid</u>	<u>Amount Paid</u>	Payments in County  <ul style="list-style-type: none"> Resident
		Resident of County	3	\$44,700.00	
		Totals:	3	\$44,700.00	
Volusia (Florida)	49	<u>Claimant Type</u>	<u>Claims Paid</u>	<u>Amount Paid</u>	Payments in County  <ul style="list-style-type: none"> Resident Loss Both
		Resident of County	5	\$193,500.00	
		Resident and Loss in County	3	\$442,000.00	
		Claim Loss in County	3	\$34,100.00	
		Totals:	11	\$669,600.00	

GCCF Program Statistics - Overall Summary

(as of October 12, 2010, 5:05 PM ET)

County	Total Claims	Claimant Type	Claims Paid	Amount Paid	Payments in County
W. Baton Rouge (Louisiana)	25	<u>Claimant Type</u>	<u>Claims Paid</u>	<u>Amount Paid</u>	Payments in County 
		Resident and Loss in County	1	\$28,100.00	
		Claim Loss in County	1	\$3,700.00	
		Totals:	2	\$31,800.00	
W. Feliciana (Louisiana)	10	<u>Claimant Type</u>	<u>Claims Paid</u>	<u>Amount Paid</u>	Payments in County 
		Resident of County	1	\$8,000.00	
		Totals:	1	\$8,000.00	
		Wakulla (Florida)	432	<u>Claimant Type</u>	
Resident of County	30			\$827,400.00	
Resident and Loss in County	246			\$4,915,500.00	
Claim Loss in County	23			\$497,200.00	
Totals:	299			\$6,240,100.00	
Walker (Alabama)	30	<u>Claimant Type</u>	<u>Claims Paid</u>	<u>Amount Paid</u>	Payments in County 
		Resident of County	15	\$212,000.00	
		Resident and Loss in County	1	\$9,500.00	
		Claim Loss in County	2	\$14,600.00	
		Totals:	18	\$236,100.00	
Walthall (Mississippi)	31	<u>Claimant Type</u>	<u>Claims Paid</u>	<u>Amount Paid</u>	Payments in County 
		Resident of County	1	\$19,400.00	
		Totals:	1	\$19,400.00	

GCCF Program Statistics - Overall Summary (as of October 12, 2010, 5:05 PM ET)

County	Total Claims	Claimant Type	Claims Paid	Amount Paid	Payments in County
Walton (Florida)	6,095	<u>Claimant Type</u>	<u>Claims Paid</u>	<u>Amount Paid</u>	
		Resident of County	582	\$12,333,500.00	
		Resident and Loss in County	1,741	\$34,182,800.00	
		Claim Loss in County	1,418	\$16,823,500.00	
		Totals:	3,741	\$63,339,800.00	
Warren (Mississippi)	12	<u>Claimant Type</u>	<u>Claims Paid</u>	<u>Amount Paid</u>	
		Resident of County	4	\$32,700.00	
		Totals:	4	\$32,700.00	
Washington (Alabama)	62	<u>Claimant Type</u>	<u>Claims Paid</u>	<u>Amount Paid</u>	
		Resident of County	11	\$122,800.00	
		Resident and Loss in County	1	\$15,000.00	
		Claim Loss in County	4	\$108,000.00	
		Totals:	16	\$245,800.00	
Washington (Florida)	399	<u>Claimant Type</u>	<u>Claims Paid</u>	<u>Amount Paid</u>	
		Resident of County	100	\$1,042,300.00	
		Resident and Loss in County	16	\$279,800.00	
		Claim Loss in County	5	\$56,800.00	
		Totals:	121	\$1,378,900.00	
Washington (Louisiana)	101	<u>Claimant Type</u>	<u>Claims Paid</u>	<u>Amount Paid</u>	
		Resident of County	18	\$451,800.00	
		Resident and Loss in County	11	\$541,800.00	
		Claim Loss in County	1	\$9,000.00	
		Totals:	30	\$1,002,600.00	

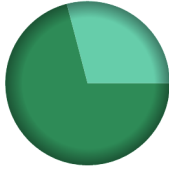




GCCF Program Statistics - Overall Summary

(as of October 12, 2010, 5:05 PM ET)

County	Total Claims	Claimant Type	Claims Paid	Amount Paid	Payments in County
Washington (Mississippi)	7	<u>Claimant Type</u>	<u>Claims Paid</u>	<u>Amount Paid</u>	Payments in County  <ul style="list-style-type: none"> Resident
		Resident of County	2	\$2,000.00	
		Totals:	2	\$2,000.00	
Wayne (Mississippi)	53	<u>Claimant Type</u>	<u>Claims Paid</u>	<u>Amount Paid</u>	Payments in County  <ul style="list-style-type: none"> Resident Both
		Resident of County	2	\$84,100.00	
		Resident and Loss in County	3	\$57,900.00	
Totals:	5	\$142,000.00			
Webster (Louisiana)	7	<u>Claimant Type</u>	<u>Claims Paid</u>	<u>Amount Paid</u>	Payments in County  <ul style="list-style-type: none"> Resident
		Resident of County	1	\$91,000.00	
		Totals:	1	\$91,000.00	
Webster (Mississippi)	2	<u>Claimant Type</u>	<u>Claims Paid</u>	<u>Amount Paid</u>	Payments in County  <ul style="list-style-type: none"> Resident
		Resident of County	1	\$3,000.00	
		Totals:	1	\$3,000.00	
Wichita (Texas)	3	<u>Claimant Type</u>	<u>Claims Paid</u>	<u>Amount Paid</u>	Payments in County  <ul style="list-style-type: none"> Resident
		Resident of County	1	\$2,700.00	
		Totals:	1	\$2,700.00	



GCCF Program Statistics - Overall Summary

(as of October 12, 2010, 5:05 PM ET)

County	Count	Claimant Type	Claims Paid	Amount Paid	Payments in County
Wilcox (Alabama)	21	<u>Claimant Type</u>	<u>Claims Paid</u>	<u>Amount Paid</u>	Payments in County  <ul style="list-style-type: none"> ■ Resident ■ Both
		Resident of County	10	\$152,300.00	
		Resident and Loss in County	2	\$62,400.00	
		Totals:	12	\$214,700.00	
Wilkinson (Mississippi)	3	<u>Claimant Type</u>	<u>Claims Paid</u>	<u>Amount Paid</u>	Payments in County  <ul style="list-style-type: none"> ■ Resident
		Resident of County	1	\$8,400.00	
		Totals:	1	\$8,400.00	
Williamson (Texas)	11	<u>Claimant Type</u>	<u>Claims Paid</u>	<u>Amount Paid</u>	Payments in County  <ul style="list-style-type: none"> ■ Resident
		Resident of County	4	\$54,700.00	
		Totals:	4	\$54,700.00	
Winston (Alabama)	11	<u>Claimant Type</u>	<u>Claims Paid</u>	<u>Amount Paid</u>	Payments in County  <ul style="list-style-type: none"> ■ Resident
		Resident of County	4	\$85,200.00	
		Totals:	4	\$85,200.00	
Winston (Mississippi)	11	<u>Claimant Type</u>	<u>Claims Paid</u>	<u>Amount Paid</u>	Payments in County  <ul style="list-style-type: none"> ■ Resident
		Resident of County	1	\$7,400.00	
		Totals:	1	\$7,400.00	

GCCF Program Statistics - Overall Summary

(as of October 12, 2010, 5:05 PM ET)

Yazoo (Mississippi)	2	<u>Claimant Type</u>	<u>Claims Paid</u>	<u>Amount Paid</u>	Payments in County	
		Resident of County	1	\$3,300.00		
		Totals:	1	\$3,300.00		 Resident