

GCCF Program Statistics - Overall Summary

(as of October 11, 2010, 5:05 PM ET)

Claimant Status	No. of Claimants
TOTAL GCCF Claimants to Date <i>(Claimants may have one or more Claim Type)</i>	149,209
1. Claimants Paid and Approved for Payment	60,302
2. Claimants Requiring Additional Information or Documentation	54,553
3. Claimants Referred to Government, Moratorium and Real Estate funds	1,706
4. Denied Claimants	132
5. Claimants Under Review (Emergency Advance Payment)	28,138
6. Claimants Under Review (for Final Claim only)	4,378

Claimants <i>(Claimants may have one or more Claim Type)</i>	No. of Claimants
1. Individual*	114,427
2. Business*	34,782
<i>*Individual v. Business classification is subject to change.</i>	
<i>Represented Claimants: 3,817</i>	
Total to Date	149,209

Claims by Emergency Or Final Payment	No. of Claims Paid or Approved for Payment	No. of Claims Paid	Amount Paid
1. Emergency Advance Payment (One Month)	7,211	7,199	\$ 62,199,975.88
2. Emergency Advance Payment (Six Months)	53,422	53,349	\$ 1,127,740,138.83
Sub-Total to Date	60,633	60,548	\$ 1,189,940,114.71

Separate Fund for Real Estate Brokers and Agents			\$ 34,500,000.00
Total to Date			\$ 1,224,440,114.71

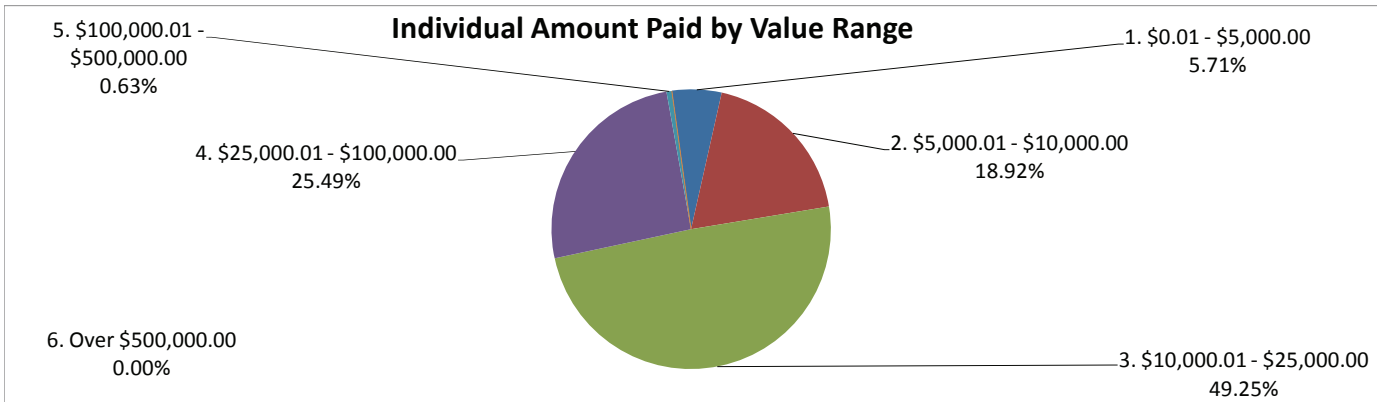
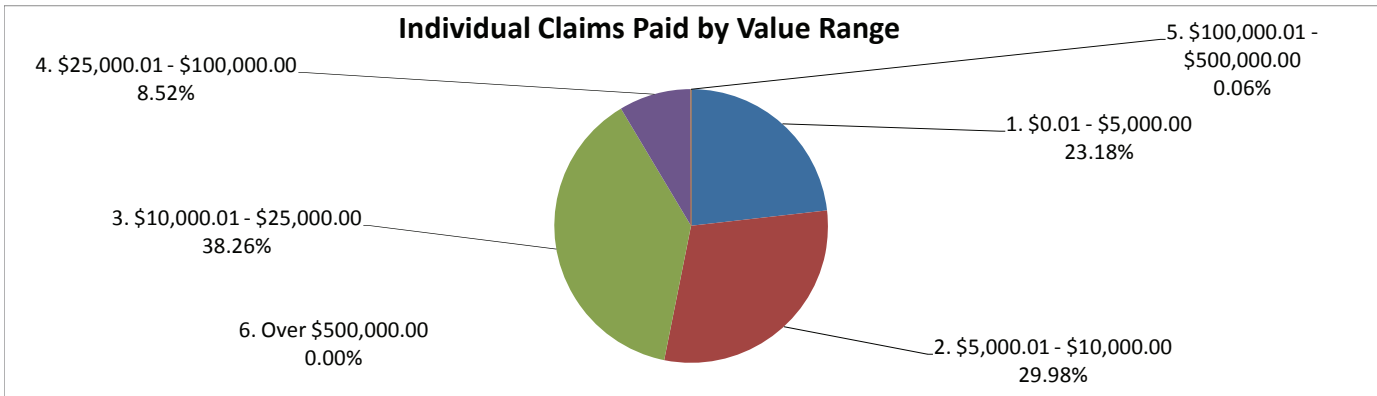
Claims by Category <i>(includes Individual and</i>	No. of Claims Paid	Amount Paid
1. Removal and Clean Up Costs	0	\$ -
2. Real or Personal Property	12	\$ 54,663.38
3. Lost Earnings or Profits	60,527	\$ 1,189,868,514.83
4. Loss of Subsistence Use of Natural Resources	5	\$ 13,000.00
5. Physical Injury / Death	4	\$ 3,936.50
Total to Date	60,548	\$ 1,189,940,114.71

Claims by Type	No. of Claims Paid	No. of Claims Paid where Claimant Participated in BP Claims Process	No. of Claims Paid for new Claimants	Total Amount Paid
1. Individual	38,854	20,720	18,134	\$ 473,785,738.71
2. Business	21,694	18,395	3,299	\$ 716,154,376.00
Total to Date	60,548	39,115	21,433	\$ 1,189,940,114.71

GCCF Program Statistics - Overall Summary
(as of October 11, 2010, 5:05 PM ET)

Individual Claims by Amount
(Claimants may have more than one Claim Type)

Claims by Amount	No. of Claims Paid	Amount Paid
1. \$0.01 - \$5,000.00	9007	\$ 27,072,910.39
2. \$5,000.01 - \$10,000.00	11648	\$ 89,648,599.94
3. \$10,000.01 - \$25,000.00	14867	\$ 233,333,500.00
4. \$25,000.01 - \$100,000.00	3309	\$ 120,768,928.38
5. \$100,000.01 - \$500,000.00	23	\$ 2,961,800.00
6. Over \$500,000.00	0	\$ -
Total to Date	38,854	\$ 473,785,738.71

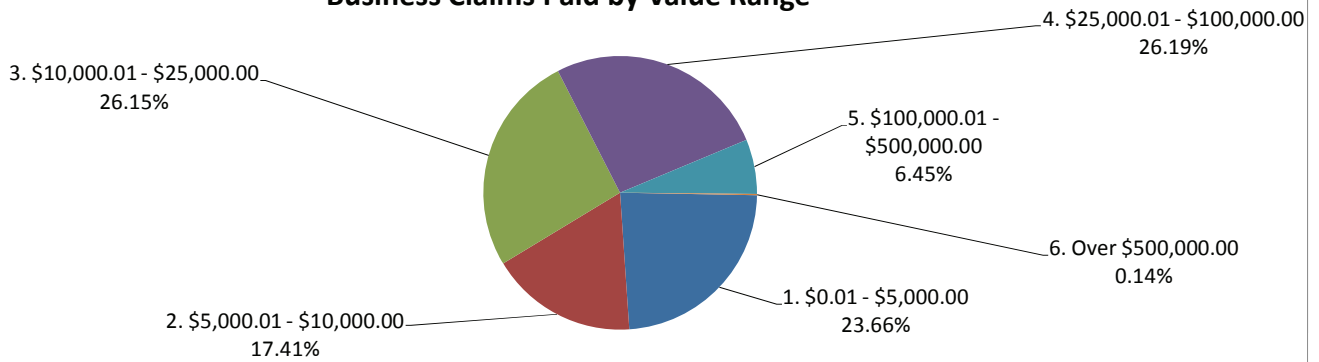


GCCF Program Statistics - Overall Summary
(as of October 11, 2010, 5:05 PM ET)

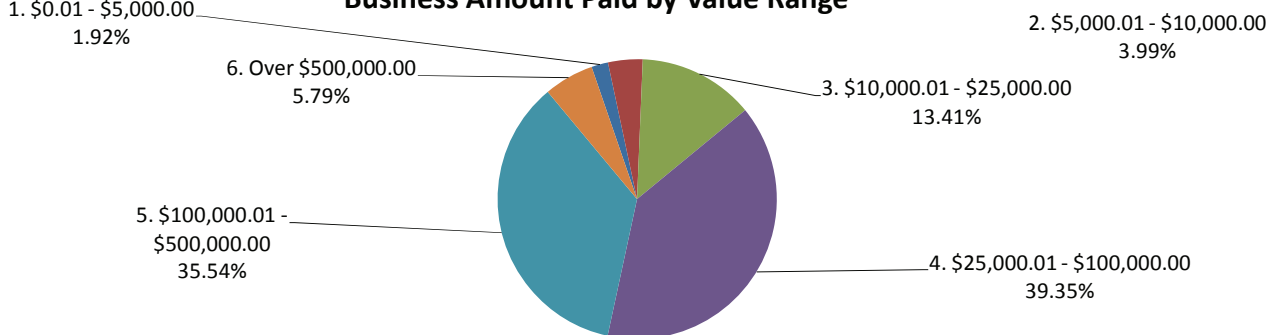
Business Claims by Amount
(Claimants may have more than one Claim Type)

Claims by Amount	No. of Claims Paid	Amount Paid
1. \$0.01 - \$5,000.00	5133	\$ 13,743,300.00
2. \$5,000.01 - \$10,000.00	3778	\$ 28,581,500.00
3. \$10,000.01 - \$25,000.00	5672	\$ 96,011,100.00
4. \$25,000.01 - \$100,000.00	5681	\$ 281,779,200.00
5. \$100,000.01 - \$500,000.00	1399	\$ 254,539,100.00
6. Over \$500,000.00	31	\$ 41,500,176.00
Total to Date	21,694	\$ 716,154,376.00

Business Claims Paid by Value Range



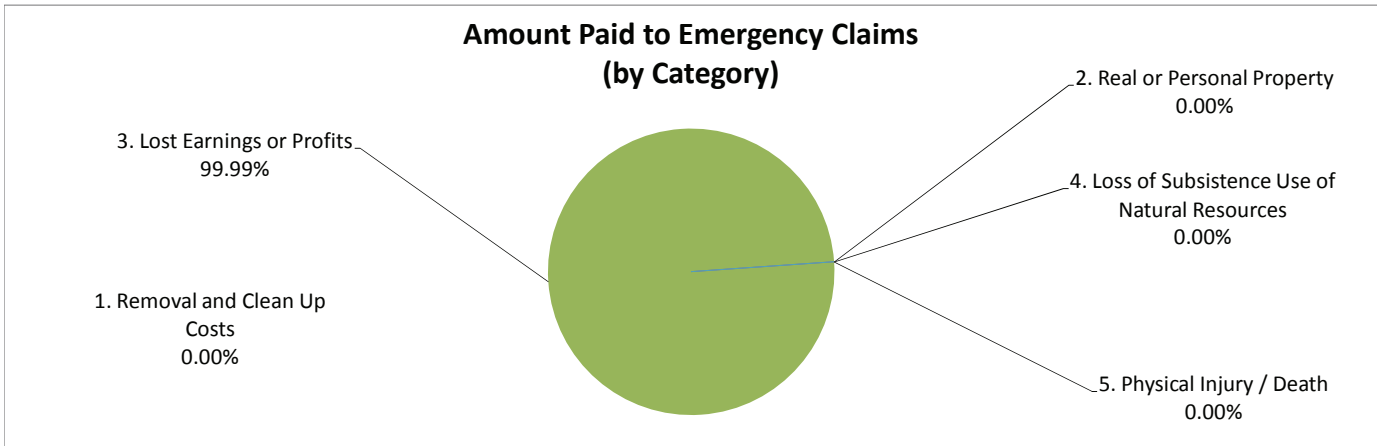
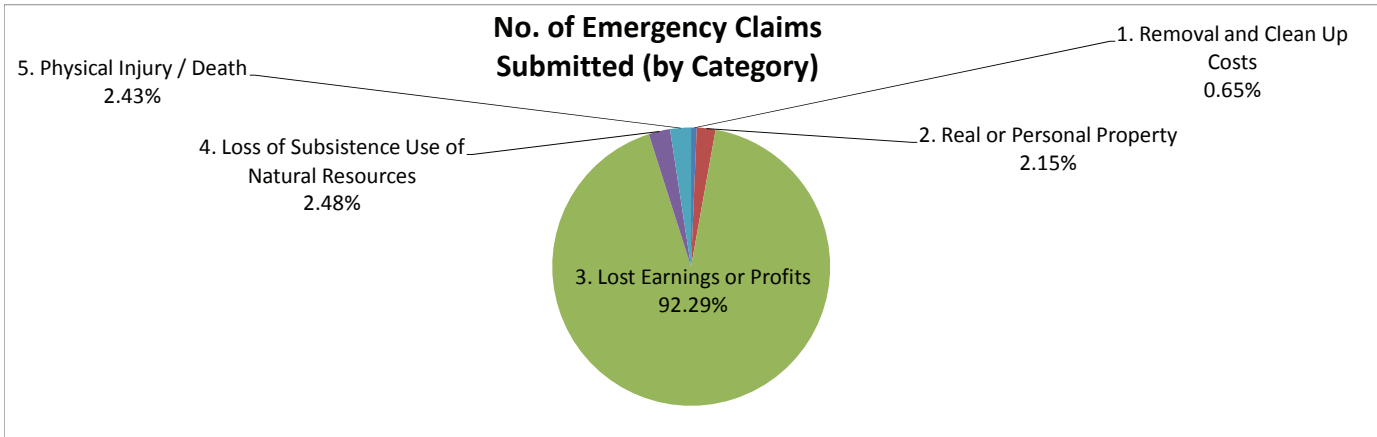
Business Amount Paid by Value Range



GCCF Program Statistics - Overall Summary
(as of October 11, 2010, 5:05 PM ET)

Emergency Advance Claim Counts by Category
(Claimants may have more than one Claim Type)

Claims for Emergency Advance Payment	Claims Submitted	No. of Claims Paid	Amount Paid
1. Removal and Clean Up Costs	1,013	0	\$ -
2. Real or Personal Property	3,328	12	\$ 54,663.38
3. Lost Earnings or Profits	142,970	60,527	\$ 1,189,868,514.83
4. Loss of Subsistence Use of Natural Resources	3,837	5	\$ 13,000.00
5. Physical Injury / Death	3,766	4	\$ 3,936.50
Total to Date	154,914	60,548	\$ 1,189,940,114.71




GCCCF Program Statistics - Overall Summary

(as of October 11, 2010, 5:05 PM ET)

Final Payment Claim Counts by Category

(Claimants may have more than one Claim Type)

Claims Seeking Final Payment	Claims Submitted	No. of Claims Paid	Amount Paid
1. Removal and Clean Up Costs	341	0	\$ -
2. Real or Personal Property	1,108	0	\$ -
3. Lost Earnings or Profits	3,866	0	\$ -
4. Loss of Subsistence Use of Natural Resources	539	0	\$ -
5. Physical Injury / Death	283	0	\$ -
Total to Date	6,137	0	\$ -



Amount Paid to Final Claims (by Category)

No data to chart yet

GCCF Program Statistics - Overall Summary

(as of October 11, 2010, 5:05 PM ET)

Claims by Category and Amount

(Claimants may have more than one Claim Type)

Claims by Category and Amount	No. of Claims Paid	Amount Paid
1. Removal and Clean Up Costs		
a. \$0.01 - \$5,000.00	0	\$ -
b. \$5,000.01 - \$10,000.00	0	\$ -
c. \$10,000.01 - \$25,000.00	0	\$ -
d. \$25,000.01 - \$100,000.00	0	\$ -
e. \$100,000.01 - \$500,000.00	0	\$ -
f. Over \$500,000.00	0	\$ -
Sub-Total to Date	0	\$ -
2. Real or Personal Property		
a. \$0.01 - \$5,000.00	8	\$ 5,500.00
b. \$5,000.01 - \$10,000.00	3	\$ 22,600.00
c. \$10,000.01 - \$25,000.00	0	\$ -
d. \$25,000.01 - \$100,000.00	1	\$ 26,563.38
e. \$100,000.01 - \$500,000.00	0	\$ -
f. Over \$500,000.00	0	\$ -
Sub-Total to Date	12	\$ 54,663.38
3. Lost Earnings or Profits		
a. \$0.01 - \$5,000.00	14,123	\$ 40,793,773.89
b. \$5,000.01 - \$10,000.00	15,423	\$ 118,207,499.94
c. \$10,000.01 - \$25,000.00	20,539	\$ 329,344,600.00
d. \$25,000.01 - \$100,000.00	8,989	\$ 402,521,565.00
e. \$100,000.01 - \$500,000.00	1,422	\$ 257,500,900.00
f. Over \$500,000.00	31	\$ 41,500,176.00
Sub-Total to Date	60,527	\$ 1,189,868,514.83

GCCF Program Statistics - Overall Summary
(as of October 11, 2010, 5:05 PM ET)

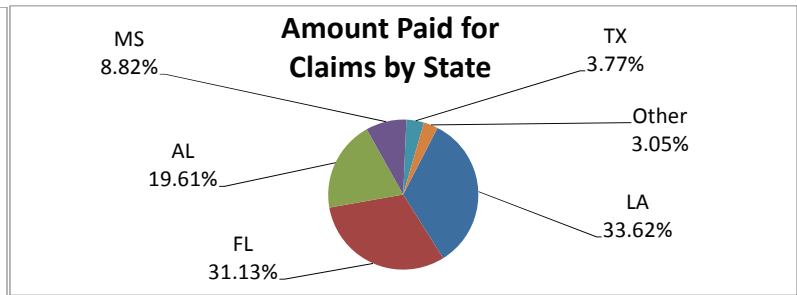
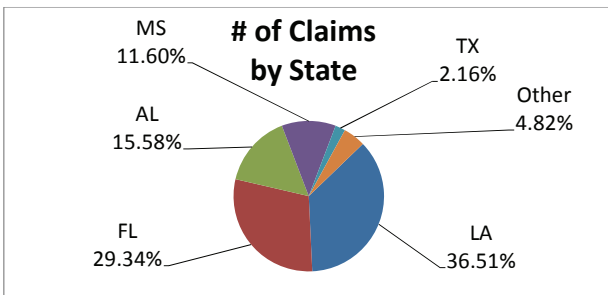
Claims by Category and Amount
(Claimants may have more than one Claim Type)

Claims by Category and Amount	No. of Claims Paid	Amount Paid
4. Loss of Subsistence Use of Natural Resources		
a. \$0.01 - \$5,000.00	5	\$ 13,000.00
b. \$5,000.01 - \$10,000.00	0	\$ -
c. \$10,000.01 - \$25,000.00	0	\$ -
d. \$25,000.01 - \$100,000.00	0	\$ -
e. \$100,000.01 - \$500,000.00	0	\$ -
f. Over \$500,000.00	0	\$ -
Sub-Total to Date	5	\$ 13,000.00
5. Physical Injury / Death		
a. \$0.01 - \$5,000.00	4	\$ 3,936.50
b. \$5,000.01 - \$10,000.00	0	\$ -
c. \$10,000.01 - \$25,000.00	0	\$ -
d. \$25,000.01 - \$100,000.00	0	\$ -
e. \$100,000.01 - \$500,000.00	0	\$ -
f. Over \$500,000.00	0	\$ -
Sub-Total to Date	4	\$ 3,936.50
6. Other Claims		
a. \$0.01 - \$5,000.00	0	\$ -
b. \$5,000.01 - \$10,000.00	0	\$ -
c. \$10,000.01 - \$25,000.00	0	\$ -
d. \$25,000.01 - \$100,000.00	0	\$ -
e. \$100,000.01 - \$500,000.00	0	\$ -
f. Over \$500,000.00	0	\$ -
Sub-Total to Date	0	\$ -
Total to Date	60,548	\$ 1,189,940,114.71

GCCCF Program Statistics - Overall Summary (as of October 11, 2010, 5:05 PM ET)

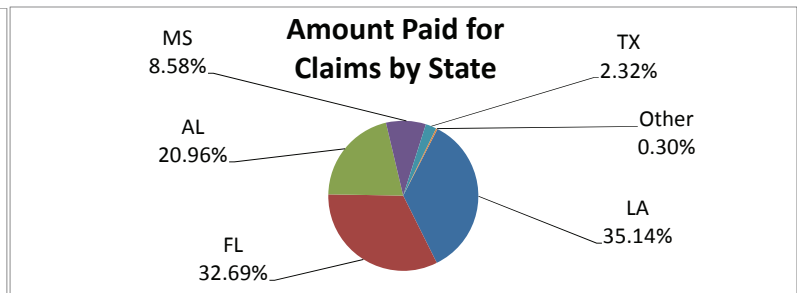
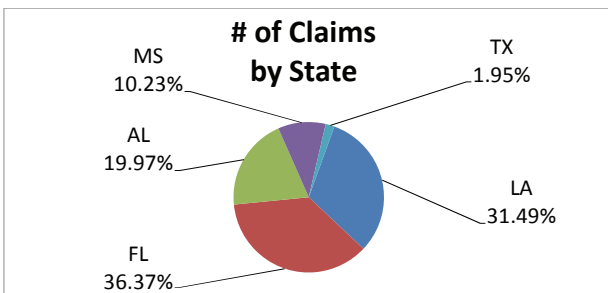
Claims by State of Residence (Claimants may have more than one Claim Type)

Claim State of Residence	Claims Submitted	No. of Claims Paid	Amount Paid
Louisiana	58,793	17,615	\$ 400,077,515.53
Florida	47,251	20,846	\$ 370,468,576.00
Alabama	25,099	12,088	\$ 233,307,628.32
Mississippi	18,675	5,108	\$ 104,932,194.86
Texas	3,477	1,503	\$ 44,916,500.00
Others	7,756	3,388	\$ 36,237,700.00
Total to Date	161,051	60,548	\$ 1,189,940,114.71



Claims by State of Loss (Claimants may have more than one Claim Type)

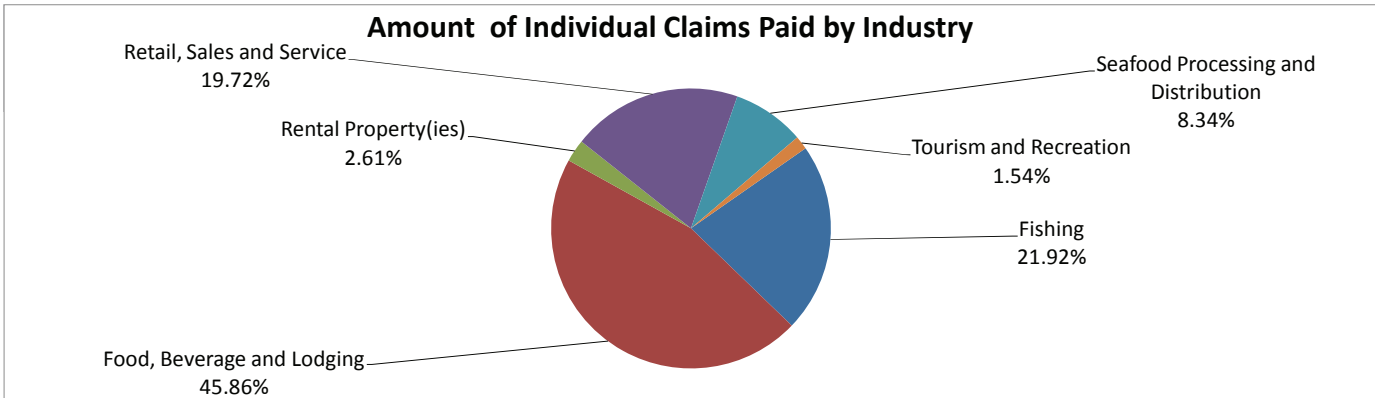
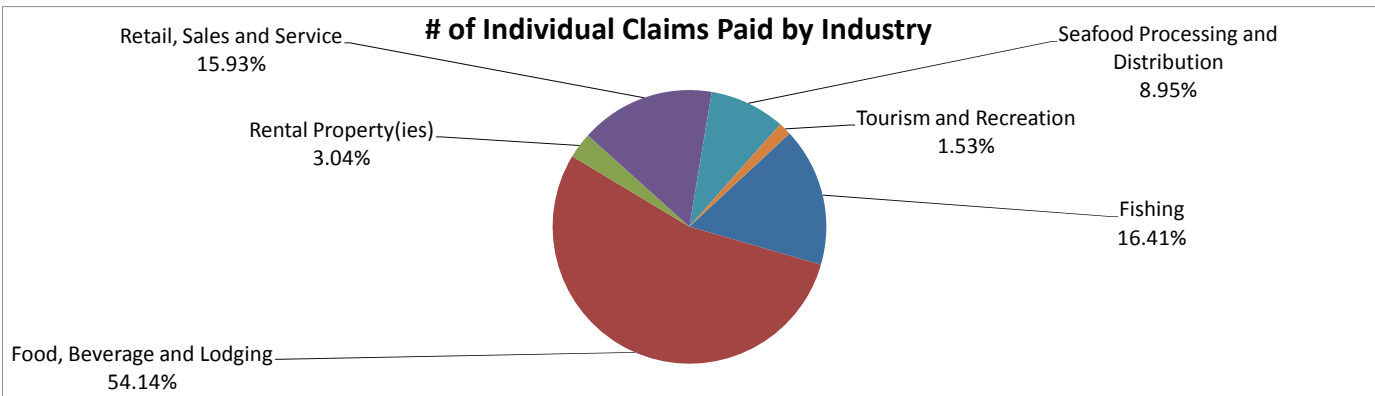
Claim State of Loss	Claims Submitted	No. of Claims Paid	Amount Paid
Louisiana	29,637	17,747	\$ 418,186,780.53
Florida	34,237	23,140	\$ 389,003,176.00
Alabama	18,793	13,493	\$ 249,433,999.94
Mississippi	9,626	4,885	\$ 102,098,558.36
Texas	1,835	1,121	\$ 27,600,700.00
Other State / Pending Location Verification		162	\$ 3,616,899.88
Total to Date		60,548	\$ 1,189,940,114.71



GCCF Program Statistics - Overall Summary
(as of October 11, 2010, 5:05 PM ET)

Individual Lost Earnings or Profits Claims Paid by Industry
(Claimants may have more than one Claim Type)

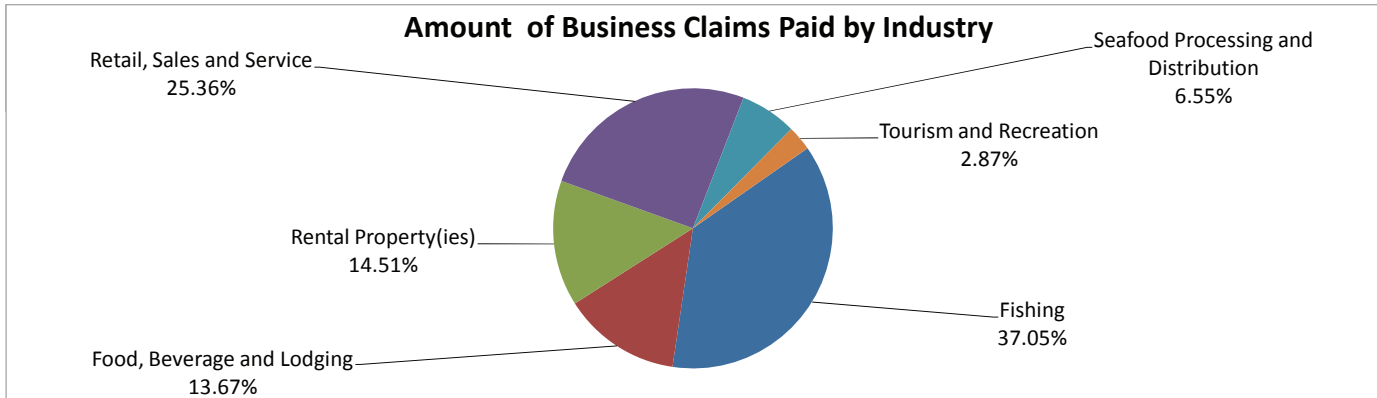
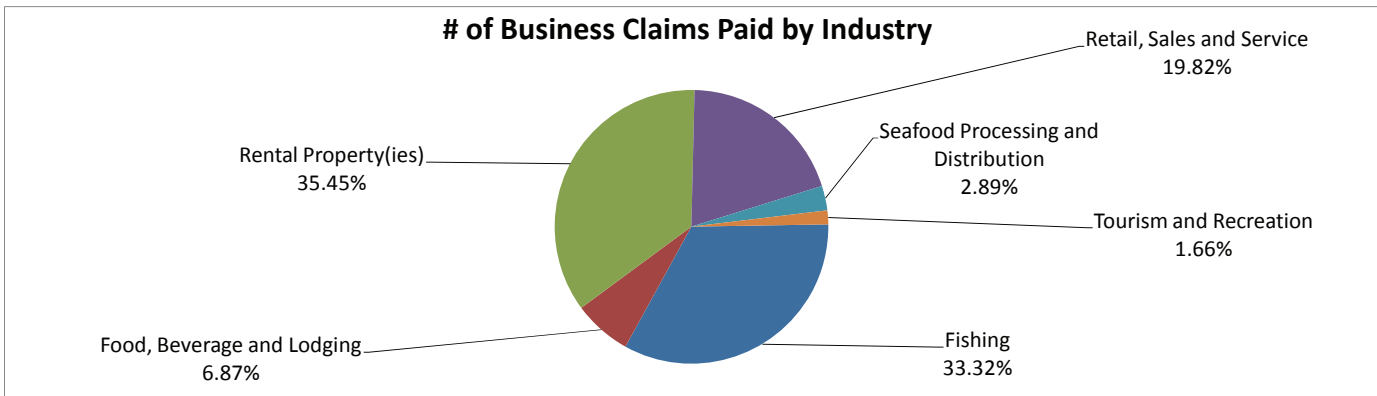
Claims by Amount	No. of Claims Paid	Amount Paid
Fishing	6,374	\$ 103,855,800.00
Food, Beverage and Lodging	21,027	\$ 217,264,499.94
Rental Property(ies)	1,180	\$ 12,380,700.00
Retail, Sales and Service	6,187	\$ 93,402,280.32
Seafood Processing and Distribution	3,474	\$ 39,505,858.57
Tourism and Recreation	593	\$ 7,313,200.00
Total to Date	38,835	\$ 473,722,338.83



GCCF Program Statistics - Overall Summary
(as of October 11, 2010, 5:05 PM ET)

Business Lost Earnings or Profits Claims Paid by Industry
(Claimants may have more than one Claim Type)



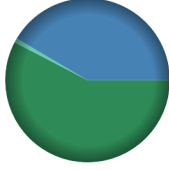
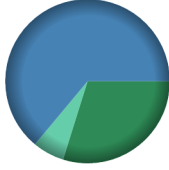

Claims by Amount	No. of Claims Paid	Amount Paid
Fishing	7,227	\$ 265,330,400.00
Food, Beverage and Lodging	1,491	\$ 97,902,100.00
Rental Property(ies)	7,689	\$ 103,901,076.00
Retail, Sales and Service	4,299	\$ 181,619,300.00
Seafood Processing and Distribution	626	\$ 46,872,700.00
Tourism and Recreation	360	\$ 20,520,600.00
Total to Date	21,692	\$ 716,146,176.00



GCCF Program Statistics - Overall Summary (as of October 11, 2010, 5:05 PM ET)


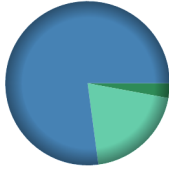

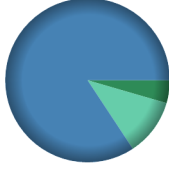

County Name	Residents	Claimant Type	Claims Paid	Amount Paid	Payments in County			
Acadia (Louisiana)	72	<u>Claimant Type</u>	<u>Claims Paid</u>	<u>Amount Paid</u>	Payments in County <ul style="list-style-type: none"> ■ Resident ■ Loss ■ Both 			
		Resident of County	9	\$220,300.00				
		Resident and Loss in County	7	\$290,600.00				
		Claim Loss in County	4	\$70,900.00				
		Totals:	20	\$581,800.00				
Alachua (Florida)	42	<u>Claimant Type</u>	<u>Claims Paid</u>	<u>Amount Paid</u>	Payments in County <ul style="list-style-type: none"> ■ Resident ■ Loss ■ Both 			
		Resident of County	9	\$49,500.00				
		Resident and Loss in County	5	\$145,600.00				
		Claim Loss in County	1	\$12,000.00				
		Totals:	15	\$207,100.00				
Allen (Louisiana)	26	<u>Claimant Type</u>	<u>Claims Paid</u>	<u>Amount Paid</u>	Payments in County <ul style="list-style-type: none"> ■ Resident ■ Loss 			
		Resident of County	1	\$30,000.00				
		Claim Loss in County	2	\$41,800.00				
		Totals:	3	\$71,800.00				
		Amite (Mississippi)	9	<u>Claimant Type</u>		<u>Claims Paid</u>	<u>Amount Paid</u>	Payments in County <ul style="list-style-type: none"> ■ Resident
Resident of County	1			\$22,100.00				
Totals:	1			\$22,100.00				
Anderson (Texas)	1			<u>Claimant Type</u>	<u>Claims Paid</u>	<u>Amount Paid</u>	Payments in County <ul style="list-style-type: none"> ■ Resident 	
				Resident of County	1	\$3,300.00		
		Totals:	1	\$3,300.00				

GCCF Program Statistics - Overall Summary (as of October 11, 2010, 5:05 PM ET)

County	Total Claims	Claimant Type	Claims Paid	Amount Paid	Payments in County
Angelina (Texas)	8	<u>Claimant Type</u>	<u>Claims Paid</u>	<u>Amount Paid</u>	Payments in County  <ul style="list-style-type: none"> Resident
		Resident of County	1	\$6,500.00	
		Totals:	1	\$6,500.00	
Aransas (Texas)	22	<u>Claimant Type</u>	<u>Claims Paid</u>	<u>Amount Paid</u>	Payments in County  <ul style="list-style-type: none"> Loss Both
		Resident and Loss in County	4	\$113,300.00	
		Claim Loss in County	2	\$18,100.00	
		Totals:	6	\$131,400.00	
Ascension (Louisiana)	194	<u>Claimant Type</u>	<u>Claims Paid</u>	<u>Amount Paid</u>	Payments in County  <ul style="list-style-type: none"> Resident Loss Both
		Resident of County	32	\$420,800.00	
		Resident and Loss in County	10	\$302,900.00	
		Claim Loss in County	1	\$6,100.00	
Totals:	43	\$729,800.00			
Assumption (Louisiana)	110	<u>Claimant Type</u>	<u>Claims Paid</u>	<u>Amount Paid</u>	Payments in County  <ul style="list-style-type: none"> Resident Loss Both
		Resident of County	16	\$363,500.00	
		Resident and Loss in County	30	\$779,400.00	
		Claim Loss in County	5	\$76,000.00	
Totals:	51	\$1,218,900.00			
Autauga (Alabama)	18	<u>Claimant Type</u>	<u>Claims Paid</u>	<u>Amount Paid</u>	Payments in County  <ul style="list-style-type: none"> Resident
		Resident of County	8	\$80,800.00	
		Totals:	8	\$80,800.00	






GCCF Program Statistics - Overall Summary

(as of October 11, 2010, 5:05 PM ET)

County	Total Claims	Claimant Type	Claims Paid	Amount Paid	Payments in County
Avoyelles (Louisiana)	53	<u>Claimant Type</u>	<u>Claims Paid</u>	<u>Amount Paid</u>	Payments in County  <ul style="list-style-type: none"> ■ Resident ■ Both
		Resident of County	11	\$127,900.00	
		Resident and Loss in County	11	\$644,800.00	
		Totals:	22	\$772,700.00	
Baldwin (Alabama)	14,988	<u>Claimant Type</u>	<u>Claims Paid</u>	<u>Amount Paid</u>	Payments in County  <ul style="list-style-type: none"> ■ Resident ■ Loss ■ Both
		Resident of County	304	\$5,177,463.38	
		Resident and Loss in County	6,337	\$137,324,899.94	
		Claim Loss in County	3,142	\$35,598,900.00	
Totals:	9,783	\$178,101,263.32			
Barbour (Alabama)	9	<u>Claimant Type</u>	<u>Claims Paid</u>	<u>Amount Paid</u>	Payments in County  <ul style="list-style-type: none"> ■ Resident ■ Both
		Resident of County	1	\$19,400.00	
		Resident and Loss in County	1	\$76,400.00	
		Totals:	2	\$95,800.00	
Bay (Florida)	12,857	<u>Claimant Type</u>	<u>Claims Paid</u>	<u>Amount Paid</u>	Payments in County  <ul style="list-style-type: none"> ■ Resident ■ Loss ■ Both
		Resident of County	286	\$4,081,200.00	
		Resident and Loss in County	4,690	\$76,417,476.00	
		Claim Loss in County	940	\$10,180,600.00	
Totals:	5,916	\$90,679,276.00			
Beauregard (Louisiana)	16	<u>Claimant Type</u>	<u>Claims Paid</u>	<u>Amount Paid</u>	Payments in County  <ul style="list-style-type: none"> ■ Resident ■ Both
		Resident of County	2	\$73,900.00	
		Resident and Loss in County	4	\$81,800.00	
		Totals:	6	\$155,700.00	

GCCF Program Statistics - Overall Summary

(as of October 11, 2010, 5:05 PM ET)




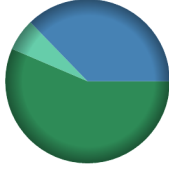

County	Total Claims	Claimant Type	Claims Paid	Amount Paid	Payments in County
Bexar (Texas)	35	<u>Claimant Type</u>	<u>Claims Paid</u>	<u>Amount Paid</u>	Payments in County  Resident Both
		Resident of County	11	\$168,800.00	
		Resident and Loss in County	2	\$182,000.00	
		Totals:	13	\$350,800.00	
Bibb (Alabama)	6	<u>Claimant Type</u>	<u>Claims Paid</u>	<u>Amount Paid</u>	Payments in County  Resident
		Resident of County	2	\$3,300.00	
		Totals:	2	\$3,300.00	
Blount (Alabama)	4	<u>Claimant Type</u>	<u>Claims Paid</u>	<u>Amount Paid</u>	Payments in County  Resident
		Resident of County	3	\$14,200.00	
		Totals:	3	\$14,200.00	
Bossier (Louisiana)	19	<u>Claimant Type</u>	<u>Claims Paid</u>	<u>Amount Paid</u>	Payments in County  Resident
		Resident of County	4	\$30,300.00	
		Totals:	4	\$30,300.00	
Bowie (Texas)	2	<u>Claimant Type</u>	<u>Claims Paid</u>	<u>Amount Paid</u>	Payments in County  Resident
		Resident of County	1	\$2,600.00	
		Totals:	1	\$2,600.00	

GCCF Program Statistics - Overall Summary

(as of October 11, 2010, 5:05 PM ET)



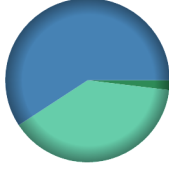
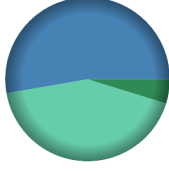
County	Total Claims	Claimant Type	Claims Paid	Amount Paid	Payments in County
Brazoria (Texas)	89	<u>Claimant Type</u>	<u>Claims Paid</u>	<u>Amount Paid</u>	Payments in County
		Resident of County	11	\$287,800.00	
		Resident and Loss in County	19	\$769,700.00	
		Claim Loss in County	25	\$399,200.00	
Totals:	55	\$1,456,700.00			
Brazos (Texas)	4	<u>Claimant Type</u>	<u>Claims Paid</u>	<u>Amount Paid</u>	Payments in County
		Resident of County	1	\$18,000.00	
		Totals:	1	\$18,000.00	
Brevard (Florida)	70	<u>Claimant Type</u>	<u>Claims Paid</u>	<u>Amount Paid</u>	Payments in County
		Resident of County	7	\$126,500.00	
		Resident and Loss in County	8	\$262,100.00	
		Claim Loss in County	2	\$30,300.00	
Totals:	17	\$418,900.00			
Broward (Florida)	150	<u>Claimant Type</u>	<u>Claims Paid</u>	<u>Amount Paid</u>	Payments in County
		Resident of County	15	\$232,200.00	
		Resident and Loss in County	5	\$357,800.00	
		Claim Loss in County	8	\$164,400.00	
Totals:	28	\$754,400.00			
Brown (Texas)	1	<u>Claimant Type</u>	<u>Claims Paid</u>	<u>Amount Paid</u>	Payments in County
		Resident of County	1	\$8,600.00	
		Totals:	1	\$8,600.00	

GCCF Program Statistics - Overall Summary (as of October 11, 2010, 5:05 PM ET)

County	Total Claims	Claimant Type	Claims Paid	Amount Paid	Payments in County
Bullock (Alabama)	2	<u>Claimant Type</u>	<u>Claims Paid</u>	<u>Amount Paid</u>	Payments in County  <ul style="list-style-type: none"> Resident
		Resident of County	1	\$16,000.00	
		Totals:	1	\$16,000.00	
Butler (Alabama)	9	<u>Claimant Type</u>	<u>Claims Paid</u>	<u>Amount Paid</u>	Payments in County  <ul style="list-style-type: none"> Resident Loss Both
		Resident of County	2	\$8,600.00	
		Resident and Loss in County	1	\$5,400.00	
		Claim Loss in County	2	\$244,200.00	
		Totals:	5	\$258,200.00	
Caddo (Louisiana)	39	<u>Claimant Type</u>	<u>Claims Paid</u>	<u>Amount Paid</u>	Payments in County  <ul style="list-style-type: none"> Resident
		Resident of County	11	\$104,600.00	
		Totals:	11	\$104,600.00	
Calcasieu (Louisiana)	456	<u>Claimant Type</u>	<u>Claims Paid</u>	<u>Amount Paid</u>	Payments in County  <ul style="list-style-type: none"> Resident Loss Both
		Resident of County	98	\$2,721,900.00	
		Resident and Loss in County	85	\$1,794,800.00	
		Claim Loss in County	18	\$304,400.00	
		Totals:	201	\$4,821,100.00	
Caldwell (Louisiana)	6	<u>Claimant Type</u>	<u>Claims Paid</u>	<u>Amount Paid</u>	Payments in County  <ul style="list-style-type: none"> Resident
		Resident of County	1	\$5,000.00	
		Totals:	1	\$5,000.00	

GCCF Program Statistics - Overall Summary

(as of October 11, 2010, 5:05 PM ET)

County	Total Claims	Claimant Type	Claims Paid	Amount Paid	Payments in County
Calhoun (Alabama)	38	<u>Claimant Type</u>	<u>Claims Paid</u>	<u>Amount Paid</u>	Payments in County  <ul style="list-style-type: none"> Resident
		Resident of County	16	\$172,300.00	
		Totals:	16	\$172,300.00	
Calhoun (Florida)	47	<u>Claimant Type</u>	<u>Claims Paid</u>	<u>Amount Paid</u>	Payments in County  <ul style="list-style-type: none"> Resident Loss Both
		Resident of County	13	\$151,200.00	
		Resident and Loss in County	1	\$6,000.00	
		Claim Loss in County	1	\$4,200.00	
Totals:	15	\$161,400.00			
Calhoun (Mississippi)	2	<u>Claimant Type</u>	<u>Claims Paid</u>	<u>Amount Paid</u>	Payments in County  <ul style="list-style-type: none"> Resident
		Resident of County	1	\$55,000.00	
		Totals:	1	\$55,000.00	
Calhoun (Texas)	54	<u>Claimant Type</u>	<u>Claims Paid</u>	<u>Amount Paid</u>	Payments in County  <ul style="list-style-type: none"> Resident Loss Both
		Resident of County	3	\$12,000.00	
		Resident and Loss in County	4	\$370,800.00	
		Claim Loss in County	22	\$243,400.00	
Totals:	29	\$626,200.00			
Cameron (Louisiana)	297	<u>Claimant Type</u>	<u>Claims Paid</u>	<u>Amount Paid</u>	Payments in County  <ul style="list-style-type: none"> Resident Loss Both
		Resident of County	16	\$257,400.00	
		Resident and Loss in County	119	\$2,830,000.00	
		Claim Loss in County	75	\$2,279,000.00	
Totals:	210	\$5,366,400.00			

GCCF Program Statistics - Overall Summary

(as of October 11, 2010, 5:05 PM ET)



County	Total Claims	Claimant Type	Claims Paid	Amount Paid	Payments in County
Cameron (Texas)	102				
		Resident of County	9	\$222,200.00	
		Resident and Loss in County	26	\$531,700.00	
		Totals:	35	\$753,900.00	
Chambers (Alabama)	4				
		Resident of County	2	\$27,000.00	
		Totals:	2	\$27,000.00	
Chambers (Texas)	39				
		Resident of County	3	\$96,000.00	
		Resident and Loss in County	14	\$555,100.00	
		Claim Loss in County	3	\$59,000.00	
Totals:	20	\$710,100.00			
Charlotte (Florida)	59				
		Resident and Loss in County	10	\$512,400.00	
		Claim Loss in County	2	\$19,600.00	
Totals:	12	\$532,000.00			
Cherokee (Alabama)	3				
		Resident of County	3	\$25,900.00	
		Totals:	3	\$25,900.00	

GCCF Program Statistics - Overall Summary

(as of October 11, 2010, 5:05 PM ET)



County	Total Claims	Claimant Type	Claims Paid	Amount Paid	Payments in County
Cherokee (Texas)	2	<u>Claimant Type</u>	<u>Claims Paid</u>	<u>Amount Paid</u>	Payments in County  <ul style="list-style-type: none"> Resident
		Resident of County	1	\$1,700.00	
		Totals:	1	\$1,700.00	
Chickasaw (Mississippi)	1	<u>Claimant Type</u>	<u>Claims Paid</u>	<u>Amount Paid</u>	Payments in County  <ul style="list-style-type: none"> Resident
		Resident of County	1	\$6,000.00	
		Totals:	1	\$6,000.00	
Chilton (Alabama)	15	<u>Claimant Type</u>	<u>Claims Paid</u>	<u>Amount Paid</u>	Payments in County  <ul style="list-style-type: none"> Resident Both
		Resident of County	3	\$24,300.00	
		Resident and Loss in County	1	\$19,000.00	
		Totals:	4	\$43,300.00	
Choctaw (Alabama)	11	<u>Claimant Type</u>	<u>Claims Paid</u>	<u>Amount Paid</u>	Payments in County  <ul style="list-style-type: none"> Resident Both
		Resident of County	2	\$11,000.00	
		Resident and Loss in County	1	\$68,400.00	
		Totals:	3	\$79,400.00	
Citrus (Florida)	175	<u>Claimant Type</u>	<u>Claims Paid</u>	<u>Amount Paid</u>	Payments in County  <ul style="list-style-type: none"> Resident Loss Both
		Resident of County	19	\$336,300.00	
		Resident and Loss in County	66	\$1,170,600.00	
		Claim Loss in County	7	\$77,700.00	
		Totals:	92	\$1,584,600.00	

GCCF Program Statistics - Overall Summary (as of October 11, 2010, 5:05 PM ET)

County	Total Claims	Claimant Type	Claims Paid	Amount Paid	Payments in County
Claiborne (Louisiana)	2	<u>Claimant Type</u>	<u>Claims Paid</u>	<u>Amount Paid</u>	Payments in County 
		Claim Loss in County	1	\$80,400.00	
		Totals:	1	\$80,400.00	
Claiborne (Mississippi)	5	<u>Claimant Type</u>	<u>Claims Paid</u>	<u>Amount Paid</u>	Payments in County 
		Resident of County	1	\$17,600.00	
		Totals:	1	\$17,600.00	
Clarke (Alabama)	89	<u>Claimant Type</u>	<u>Claims Paid</u>	<u>Amount Paid</u>	Payments in County 
		Resident of County	22	\$127,900.00	
		Resident and Loss in County	3	\$32,300.00	
		Claim Loss in County	3	\$47,400.00	
		Totals:	28	\$207,600.00	
Clarke (Mississippi)	20	<u>Claimant Type</u>	<u>Claims Paid</u>	<u>Amount Paid</u>	Payments in County 
		Resident of County	4	\$112,900.00	
		Totals:	4	\$112,900.00	
Clay (Alabama)	5	<u>Claimant Type</u>	<u>Claims Paid</u>	<u>Amount Paid</u>	Payments in County 
		Resident of County	3	\$22,700.00	
		Totals:	3	\$22,700.00	

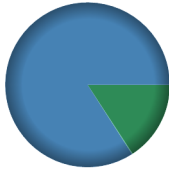




GCCF Program Statistics - Overall Summary

(as of October 11, 2010, 5:05 PM ET)



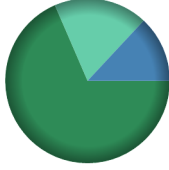


County	Total Claims	Claimant Type	Claims Paid	Amount Paid	Payments in County
Clay (Florida)	17	<u>Claimant Type</u>	<u>Claims Paid</u>	<u>Amount Paid</u>	Payments in County  <ul style="list-style-type: none"> ■ Resident ■ Loss ■ Both
		Resident of County	4	\$25,400.00	
		Resident and Loss in County	1	\$125,000.00	
		Claim Loss in County	1	\$18,700.00	
Totals:	6	\$169,100.00			
Cleburne (Alabama)	2	<u>Claimant Type</u>	<u>Claims Paid</u>	<u>Amount Paid</u>	Payments in County  <ul style="list-style-type: none"> ■ Resident
		Resident of County	1	\$3,000.00	
		Totals:	1	\$3,000.00	
Coahoma (Mississippi)	2	<u>Claimant Type</u>	<u>Claims Paid</u>	<u>Amount Paid</u>	Payments in County  <ul style="list-style-type: none"> ■ Resident
		Resident of County	1	\$35,000.00	
		Totals:	1	\$35,000.00	
Coffee (Alabama)	25	<u>Claimant Type</u>	<u>Claims Paid</u>	<u>Amount Paid</u>	Payments in County  <ul style="list-style-type: none"> ■ Resident ■ Both
		Resident of County	5	\$45,900.00	
		Resident and Loss in County	1	\$3,000.00	
		Totals:	6	\$48,900.00	
Colbert (Alabama)	28	<u>Claimant Type</u>	<u>Claims Paid</u>	<u>Amount Paid</u>	Payments in County  <ul style="list-style-type: none"> ■ Resident
		Resident of County	19	\$150,700.00	
		Totals:	19	\$150,700.00	

GCCF Program Statistics - Overall Summary

(as of October 11, 2010, 5:05 PM ET)




County	Total Claims	Claimant Type	Claims Paid	Amount Paid	Payments in County
Collier (Florida)	849	<u>Claimant Type</u>	<u>Claims Paid</u>	<u>Amount Paid</u>	Payments in County  <ul style="list-style-type: none"> ■ Resident ■ Loss ■ Both
		Resident of County	14	\$308,100.00	
		Resident and Loss in County	57	\$1,640,000.00	
		Claim Loss in County	2	\$2,200.00	
Totals:	73	\$1,950,300.00			
Collin (Texas)	57	<u>Claimant Type</u>	<u>Claims Paid</u>	<u>Amount Paid</u>	Payments in County  <ul style="list-style-type: none"> ■ Resident ■ Loss
		Resident of County	26	\$213,100.00	
		Claim Loss in County	3	\$102,100.00	
		Totals:	29	\$315,200.00	
Columbia (Florida)	8	<u>Claimant Type</u>	<u>Claims Paid</u>	<u>Amount Paid</u>	Payments in County  <ul style="list-style-type: none"> ■ Resident ■ Both
		Resident of County	3	\$71,500.00	
		Resident and Loss in County	1	\$40,000.00	
		Totals:	4	\$111,500.00	
Comal (Texas)	12	<u>Claimant Type</u>	<u>Claims Paid</u>	<u>Amount Paid</u>	Payments in County  <ul style="list-style-type: none"> ■ Resident
		Resident of County	7	\$137,600.00	
		Totals:	7	\$137,600.00	
Concordia (Louisiana)	16	<u>Claimant Type</u>	<u>Claims Paid</u>	<u>Amount Paid</u>	Payments in County  <ul style="list-style-type: none"> ■ Resident ■ Both
		Resident of County	2	\$21,700.00	
		Resident and Loss in County	2	\$70,000.00	
		Totals:	4	\$91,700.00	

GCCF Program Statistics - Overall Summary (as of October 11, 2010, 5:05 PM ET)

County (State)	Total Claims	Claimant Type	Claims Paid	Amount Paid	Payments in County
Conecuh (Alabama)	12	<u>Claimant Type</u>	<u>Claims Paid</u>	<u>Amount Paid</u>	Payments in County  <ul style="list-style-type: none"> Resident
		Resident of County	5	\$51,700.00	
		Totals:	5	\$51,700.00	
Coosa (Alabama)	3	<u>Claimant Type</u>	<u>Claims Paid</u>	<u>Amount Paid</u>	Payments in County  <ul style="list-style-type: none"> Resident Both
		Resident of County	2	\$10,800.00	
		Resident and Loss in County	1	\$150,000.00	
		Totals:	3	\$160,800.00	
Covington (Alabama)	40	<u>Claimant Type</u>	<u>Claims Paid</u>	<u>Amount Paid</u>	Payments in County  <ul style="list-style-type: none"> Resident Loss Both
		Resident of County	19	\$492,300.00	
		Resident and Loss in County	3	\$93,800.00	
		Claim Loss in County	2	\$132,500.00	
		Totals:	24	\$718,600.00	
Covington (Mississippi)	48	<u>Claimant Type</u>	<u>Claims Paid</u>	<u>Amount Paid</u>	Payments in County  <ul style="list-style-type: none"> Resident
		Resident of County	2	\$39,400.00	
		Totals:	2	\$39,400.00	
Crenshaw (Alabama)	12	<u>Claimant Type</u>	<u>Claims Paid</u>	<u>Amount Paid</u>	Payments in County  <ul style="list-style-type: none"> Loss Both
		Resident and Loss in County	1	\$1,500.00	
		Claim Loss in County	1	\$4,000.00	
		Totals:	2	\$5,500.00	


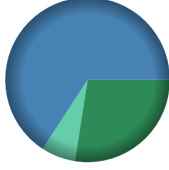
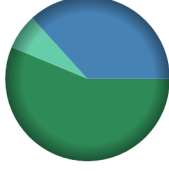
GCCF Program Statistics - Overall Summary

(as of October 11, 2010, 5:05 PM ET)

County	Total Claims	Claimant Type	Claims Paid	Amount Paid	Payments in County
Cullman (Alabama)	42	<u>Claimant Type</u>	<u>Claims Paid</u>	<u>Amount Paid</u>	Payments in County  Resident
		Resident of County	29	\$233,300.00	
		Totals:	29	\$233,300.00	
		Dale (Alabama)	17	<u>Claimant Type</u>	
Resident of County	7			\$58,100.00	
Resident and Loss in County	1			\$37,600.00	
Totals:	8			\$95,700.00	
Dallas (Alabama)	22	<u>Claimant Type</u>	<u>Claims Paid</u>	<u>Amount Paid</u>	Payments in County  Resident Both
		Resident of County	7	\$58,200.00	
		Resident and Loss in County	1	\$15,000.00	
		Totals:	8	\$73,200.00	
Dallas (Texas)	143	<u>Claimant Type</u>	<u>Claims Paid</u>	<u>Amount Paid</u>	Payments in County  Resident Loss Both
		Resident of County	25	\$260,100.00	
		Resident and Loss in County	1	\$24,000.00	
		Claim Loss in County	7	\$117,800.00	
		Totals:	33	\$401,900.00	
Dekalb (Alabama)	18	<u>Claimant Type</u>	<u>Claims Paid</u>	<u>Amount Paid</u>	Payments in County  Resident Loss
		Resident of County	13	\$143,700.00	
		Claim Loss in County	1	\$10,800.00	
		Totals:	14	\$154,500.00	

GCCF Program Statistics - Overall Summary

(as of October 11, 2010, 5:05 PM ET)

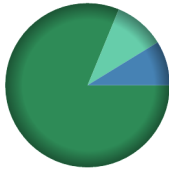
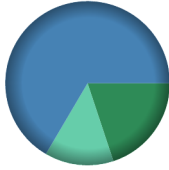



County	Total Claims	Claimant Type	Claims Paid	Amount Paid	Payments in County
Denton (Texas)	21	<u>Claimant Type</u>	<u>Claims Paid</u>	<u>Amount Paid</u>	Payments in County  Resident
		Resident of County	7	\$57,500.00	
		Totals:	7	\$57,500.00	
		Desoto (Mississippi)	23	<u>Claimant Type</u>	
Resident of County	14			\$113,300.00	
Totals:	14			\$113,300.00	
Dixie (Florida)	26			<u>Claimant Type</u>	<u>Claims Paid</u>
		Resident of County	1	\$3,000.00	
		Resident and Loss in County	11	\$278,000.00	
		Claim Loss in County	1	\$50,000.00	
		Totals:	13	\$331,000.00	
Duval (Florida)	154	<u>Claimant Type</u>	<u>Claims Paid</u>	<u>Amount Paid</u>	Payments in County  Resident Loss Both
		Resident of County	28	\$413,700.00	
		Resident and Loss in County	14	\$991,200.00	
		Claim Loss in County	5	\$101,400.00	
		Totals:	47	\$1,506,300.00	
E. Baton Rouge (Louisiana)	736	<u>Claimant Type</u>	<u>Claims Paid</u>	<u>Amount Paid</u>	Payments in County  Resident Loss Both
		Resident of County	118	\$1,886,900.00	
		Resident and Loss in County	40	\$1,232,000.00	
		Claim Loss in County	12	\$233,900.00	
		Totals:	170	\$3,352,800.00	

GCCF Program Statistics - Overall Summary



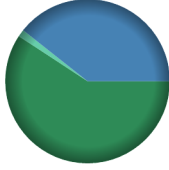
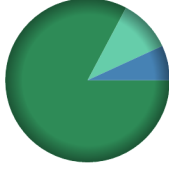

(as of October 11, 2010, 5:05 PM ET)

County	Total Claims	Claimant Type	Claims Paid	Amount Paid	Payments in County
E. Feliciana (Louisiana)	12	<u>Claimant Type</u>	<u>Claims Paid</u>	<u>Amount Paid</u>	Payments in County
		Resident of County	1	\$2,500.00	
		Resident and Loss in County	3	\$71,900.00	
		Claim Loss in County	1	\$3,400.00	
Totals:	5	\$77,800.00			
Ector (Texas)	2	<u>Claimant Type</u>	<u>Claims Paid</u>	<u>Amount Paid</u>	Payments in County
		Resident of County	1	\$1,500.00	
		Totals:	1	\$1,500.00	
El Paso (Texas)	1	<u>Claimant Type</u>	<u>Claims Paid</u>	<u>Amount Paid</u>	Payments in County
		Resident of County	1	\$3,700.00	
		Totals:	1	\$3,700.00	
Ellis (Texas)	5	<u>Claimant Type</u>	<u>Claims Paid</u>	<u>Amount Paid</u>	Payments in County
		Resident of County	1	\$25,000.00	
		Totals:	1	\$25,000.00	
Elmore (Alabama)	28	<u>Claimant Type</u>	<u>Claims Paid</u>	<u>Amount Paid</u>	Payments in County
		Resident of County	17	\$159,800.00	
		Totals:	17	\$159,800.00	

GCCF Program Statistics - Overall Summary (as of October 11, 2010, 5:05 PM ET)

County	Total Claims	Claimant Type	Claims Paid	Amount Paid	Payments in County
Escambia (Alabama)	93	<u>Claimant Type</u>	<u>Claims Paid</u>	<u>Amount Paid</u>	Payments in County  <ul style="list-style-type: none"> ■ Resident ■ Loss ■ Both
		Resident of County	25	\$366,800.00	
		Resident and Loss in County	4	\$39,600.00	
		Claim Loss in County	5	\$45,300.00	
		Totals:	34	\$451,700.00	
Escambia (Florida)	8,129	<u>Claimant Type</u>	<u>Claims Paid</u>	<u>Amount Paid</u>	Payments in County  <ul style="list-style-type: none"> ■ Resident ■ Loss ■ Both
		Resident of County	1,104	\$13,512,700.00	
		Resident and Loss in County	2,505	\$45,156,700.00	
		Claim Loss in County	712	\$9,190,500.00	
		Totals:	4,321	\$67,859,900.00	
Etowah (Alabama)	43	<u>Claimant Type</u>	<u>Claims Paid</u>	<u>Amount Paid</u>	Payments in County  <ul style="list-style-type: none"> ■ Resident
		Resident of County	25	\$434,600.00	
		Totals:	25	\$434,600.00	
Evangeline (Louisiana)	25	<u>Claimant Type</u>	<u>Claims Paid</u>	<u>Amount Paid</u>	Payments in County  <ul style="list-style-type: none"> ■ Resident ■ Both
		Resident of County	4	\$61,900.00	
		Resident and Loss in County	4	\$70,300.00	
		Totals:	8	\$132,200.00	
Fayette (Alabama)	7	<u>Claimant Type</u>	<u>Claims Paid</u>	<u>Amount Paid</u>	Payments in County  <ul style="list-style-type: none"> ■ Resident
		Resident of County	6	\$57,100.00	
		Totals:	6	\$57,100.00	

GCCF Program Statistics - Overall Summary (as of October 11, 2010, 5:05 PM ET)

County	Total Claims	Claimant Type	Claims Paid	Amount Paid	Payments in County
Flagler (Florida)	4	<u>Claimant Type</u>	<u>Claims Paid</u>	<u>Amount Paid</u>	Payments in County  <ul style="list-style-type: none"> Resident
		Resident of County	2	\$65,400.00	
		Totals:	2	\$65,400.00	
Foard (Texas)	1	<u>Claimant Type</u>	<u>Claims Paid</u>	<u>Amount Paid</u>	Payments in County  <ul style="list-style-type: none"> Resident
		Resident of County	1	\$13,000.00	
		Totals:	1	\$13,000.00	
Forrest (Mississippi)	444	<u>Claimant Type</u>	<u>Claims Paid</u>	<u>Amount Paid</u>	Payments in County  <ul style="list-style-type: none"> Resident Loss Both
		Resident of County	34	\$417,200.00	
		Resident and Loss in County	7	\$276,800.00	
		Claim Loss in County	1	\$10,000.00	
		Totals:	42	\$704,000.00	
Fort Bend (Texas)	93	<u>Claimant Type</u>	<u>Claims Paid</u>	<u>Amount Paid</u>	Payments in County  <ul style="list-style-type: none"> Resident Loss Both
		Resident of County	26	\$1,149,800.00	
		Resident and Loss in County	5	\$95,400.00	
		Claim Loss in County	7	\$144,300.00	
		Totals:	38	\$1,389,500.00	
Franklin (Alabama)	6	<u>Claimant Type</u>	<u>Claims Paid</u>	<u>Amount Paid</u>	Payments in County  <ul style="list-style-type: none"> Resident
		Resident of County	4	\$22,000.00	
		Totals:	4	\$22,000.00	


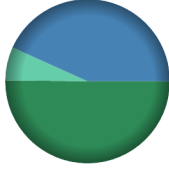

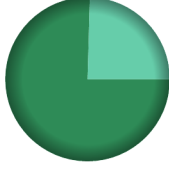

GCCF Program Statistics - Overall Summary

(as of October 11, 2010, 5:05 PM ET)

County	Total Claims	Claimant Type	Claims Paid	Amount Paid	Payments in County
Franklin (Florida)	1,570	<u>Claimant Type</u>	<u>Claims Paid</u>	<u>Amount Paid</u>	
		Resident of County	29	\$306,500.00	
		Resident and Loss in County	927	\$10,470,400.00	
		Claim Loss in County	100	\$1,322,300.00	
Totals:		1,056	\$12,099,200.00		
Franklin (Louisiana)	4	<u>Claimant Type</u>	<u>Claims Paid</u>	<u>Amount Paid</u>	
		Resident of County	2	\$28,000.00	
		Totals:	2	\$28,000.00	
Franklin (Mississippi)	4	<u>Claimant Type</u>	<u>Claims Paid</u>	<u>Amount Paid</u>	
		Claim Loss in County	1	\$14,600.00	
		Totals:	1	\$14,600.00	
Gadsden (Florida)	36	<u>Claimant Type</u>	<u>Claims Paid</u>	<u>Amount Paid</u>	
		Resident of County	7	\$149,900.00	
		Resident and Loss in County	2	\$44,200.00	
		Totals:	9	\$194,100.00	
Galveston (Texas)	783	<u>Claimant Type</u>	<u>Claims Paid</u>	<u>Amount Paid</u>	
		Resident of County	100	\$2,730,100.00	
		Resident and Loss in County	259	\$6,393,200.00	
		Claim Loss in County	103	\$1,569,800.00	
		Totals:	462	\$10,693,100.00	




GCCF Program Statistics - Overall Summary

(as of October 11, 2010, 5:05 PM ET)

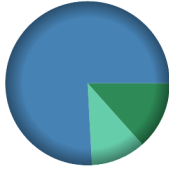


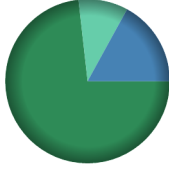
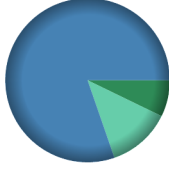
County	Total	Claimant Type	Claims Paid	Amount Paid	Payments in County
Geneva (Alabama)	28	<u>Claimant Type</u>	<u>Claims Paid</u>	<u>Amount Paid</u>	Payments in County  <ul style="list-style-type: none"> Resident
		Resident of County	7	\$81,100.00	
		Totals:	7	\$81,100.00	
George (Mississippi)	169	<u>Claimant Type</u>	<u>Claims Paid</u>	<u>Amount Paid</u>	Payments in County  <ul style="list-style-type: none"> Resident Loss Both
		Resident of County	31	\$665,800.00	
		Resident and Loss in County	14	\$573,800.00	
		Claim Loss in County	3	\$87,400.00	
Totals:	48	\$1,327,000.00			
Grant (Louisiana)	9	<u>Claimant Type</u>	<u>Claims Paid</u>	<u>Amount Paid</u>	Payments in County  <ul style="list-style-type: none"> Resident Both
		Resident of County	1	\$15,500.00	
		Resident and Loss in County	1	\$15,000.00	
Totals:	2	\$30,500.00			
Grayson (Texas)	3	<u>Claimant Type</u>	<u>Claims Paid</u>	<u>Amount Paid</u>	Payments in County  <ul style="list-style-type: none"> Resident Loss
		Resident of County	1	\$8,300.00	
		Claim Loss in County	1	\$2,700.00	
Totals:	2	\$11,000.00			
Greene (Alabama)	5	<u>Claimant Type</u>	<u>Claims Paid</u>	<u>Amount Paid</u>	Payments in County  <ul style="list-style-type: none"> Resident
		Resident of County	4	\$22,900.00	
		Totals:	4	\$22,900.00	

GCCF Program Statistics - Overall Summary




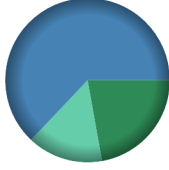
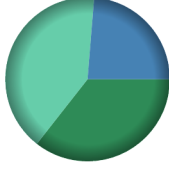
(as of October 11, 2010, 5:05 PM ET)

County	Total Claims	Claimant Type	Claims Paid	Amount Paid	Payments in County	
Greene (Mississippi)	43	<u>Claimant Type</u>	<u>Claims Paid</u>	<u>Amount Paid</u>	Payments in County 	
		Resident of County	3	\$16,900.00		Resident
		Resident and Loss in County	3	\$18,900.00		Both
		Totals:	6	\$35,800.00		
Gregg (Texas)	3	<u>Claimant Type</u>	<u>Claims Paid</u>	<u>Amount Paid</u>	Payments in County 	
		Resident of County	3	\$25,600.00		Resident
		Totals:	3	\$25,600.00		
		Guadalupe (Texas)	2	<u>Claimant Type</u>		<u>Claims Paid</u>
Resident of County	2			\$42,600.00	Resident	
Totals:	2			\$42,600.00		
Gulf (Florida)	780			<u>Claimant Type</u>	<u>Claims Paid</u>	<u>Amount Paid</u>
		Resident of County	63	\$859,100.00	Resident	
		Resident and Loss in County	256	\$5,463,200.00	Loss	
		Claim Loss in County	78	\$1,043,300.00	Both	
		Totals:	397	\$7,365,600.00		
Hale (Alabama)	10	<u>Claimant Type</u>	<u>Claims Paid</u>	<u>Amount Paid</u>	Payments in County 	
		Resident of County	6	\$92,200.00		Resident
		Resident and Loss in County	1	\$1,800.00		Both
		Totals:	7	\$94,000.00		


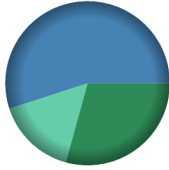

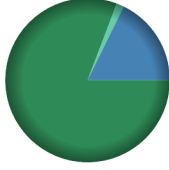

GCCF Program Statistics - Overall Summary (as of October 11, 2010, 5:05 PM ET)

County	Total Claims	Claimant Type	Claims Paid	Amount Paid	Payments in County
Hancock (Mississippi)	1,569	<u>Claimant Type</u>	<u>Claims Paid</u>	<u>Amount Paid</u>	Payments in County  <ul style="list-style-type: none"> ■ Resident ■ Loss ■ Both
		Resident of County	113	\$1,947,400.00	
		Resident and Loss in County	501	\$11,012,400.00	
		Claim Loss in County	92	\$1,559,400.00	
Totals:	706	\$14,519,200.00			
Hardee (Florida)	1	<u>Claimant Type</u>	<u>Claims Paid</u>	<u>Amount Paid</u>	Payments in County  <ul style="list-style-type: none"> ■ Resident
		Resident of County	1	\$3,000.00	
		Totals:	1	\$3,000.00	
Hardin (Texas)	4	<u>Claimant Type</u>	<u>Claims Paid</u>	<u>Amount Paid</u>	Payments in County  <ul style="list-style-type: none"> ■ Both
		Resident and Loss in County	1	\$10,000.00	
		Totals:	1	\$10,000.00	
Harris (Texas)	1,125	<u>Claimant Type</u>	<u>Claims Paid</u>	<u>Amount Paid</u>	Payments in County  <ul style="list-style-type: none"> ■ Resident ■ Loss ■ Both
		Resident of County	272	\$13,448,100.00	
		Resident and Loss in County	123	\$3,125,500.00	
		Claim Loss in County	99	\$1,788,100.00	
Totals:	494	\$18,361,700.00			
Harrison (Mississippi)	10,773	<u>Claimant Type</u>	<u>Claims Paid</u>	<u>Amount Paid</u>	Payments in County  <ul style="list-style-type: none"> ■ Resident ■ Loss ■ Both
		Resident of County	267	\$4,719,736.50	
		Resident and Loss in County	2,623	\$52,604,400.00	
		Claim Loss in County	524	\$8,189,900.00	
Totals:	3,414	\$65,514,036.50			


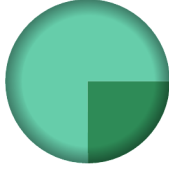
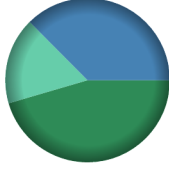
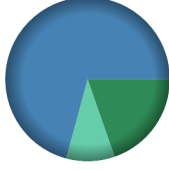

GCCF Program Statistics - Overall Summary (as of October 11, 2010, 5:05 PM ET)

County	Total Claims	Claimant Type	Claims Paid	Amount Paid	Payments in County
Harrison (Texas)	1	<u>Claimant Type</u>	<u>Claims Paid</u>	<u>Amount Paid</u>	Payments in County  <ul style="list-style-type: none"> Resident
		Resident of County	1	\$2,500.00	
		Totals:	1	\$2,500.00	
Hays (Texas)	6	<u>Claimant Type</u>	<u>Claims Paid</u>	<u>Amount Paid</u>	Payments in County  <ul style="list-style-type: none"> Resident
		Resident of County	1	\$25,500.00	
		Totals:	1	\$25,500.00	
Henry (Alabama)	5	<u>Claimant Type</u>	<u>Claims Paid</u>	<u>Amount Paid</u>	Payments in County  <ul style="list-style-type: none"> Resident
		Resident of County	2	\$11,600.00	
		Totals:	2	\$11,600.00	
Hernando (Florida)	115	<u>Claimant Type</u>	<u>Claims Paid</u>	<u>Amount Paid</u>	Payments in County  <ul style="list-style-type: none"> Resident Loss Both
		Resident of County	19	\$326,300.00	
		Resident and Loss in County	34	\$925,700.00	
		Claim Loss in County	12	\$218,600.00	
		Totals:	65	\$1,470,600.00	
Hidalgo (Texas)	8	<u>Claimant Type</u>	<u>Claims Paid</u>	<u>Amount Paid</u>	Payments in County  <ul style="list-style-type: none"> Resident Loss Both
		Resident of County	2	\$9,000.00	
		Resident and Loss in County	1	\$6,000.00	
		Claim Loss in County	1	\$10,300.00	
		Totals:	4	\$25,300.00	


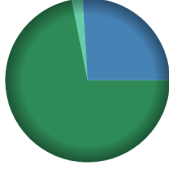

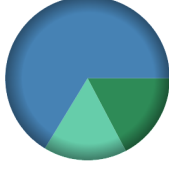
GCCF Program Statistics - Overall Summary (as of October 11, 2010, 5:05 PM ET)

Hill (Texas)	2	<u>Claimant Type</u>	<u>Claims Paid</u>	<u>Amount Paid</u>	Payments in County
		Resident of County	1	\$21,600.00	 <ul style="list-style-type: none"> Resident
		Totals:	1	\$21,600.00	
Hillsborough (Florida)	361	<u>Claimant Type</u>	<u>Claims Paid</u>	<u>Amount Paid</u>	Payments in County
		Resident of County	41	\$676,400.00	 <ul style="list-style-type: none"> Resident Loss Both
		Resident and Loss in County	62	\$1,271,000.00	
		Claim Loss in County	7	\$362,600.00	
		Totals:	110	\$2,310,000.00	
Hinds (Mississippi)	76	<u>Claimant Type</u>	<u>Claims Paid</u>	<u>Amount Paid</u>	Payments in County
		Resident of County	13	\$120,200.00	 <ul style="list-style-type: none"> Resident Loss Both
		Resident and Loss in County	1	\$2,800.00	
		Claim Loss in County	3	\$80,200.00	
		Totals:	17	\$203,200.00	
Holmes (Florida)	161	<u>Claimant Type</u>	<u>Claims Paid</u>	<u>Amount Paid</u>	Payments in County
		Resident of County	60	\$615,600.00	 <ul style="list-style-type: none"> Resident Loss Both
		Resident and Loss in County	11	\$135,300.00	
		Claim Loss in County	2	\$11,100.00	
		Totals:	73	\$762,000.00	
Hopkins (Texas)	1	<u>Claimant Type</u>	<u>Claims Paid</u>	<u>Amount Paid</u>	Payments in County
		Resident of County	1	\$9,700.00	 <ul style="list-style-type: none"> Resident
		Totals:	1	\$9,700.00	





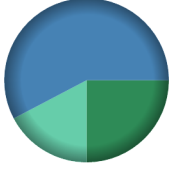
GCCF Program Statistics - Overall Summary (as of October 11, 2010, 5:05 PM ET)

County	Total Claims	Claimant Type	Claims Paid	Amount Paid	Payments in County	
Houston (Alabama)	68	<u>Claimant Type</u>	<u>Claims Paid</u>	<u>Amount Paid</u>	Payments in County 	
		Resident of County	23	\$155,200.00		Resident
		Resident and Loss in County	2	\$138,900.00		Both
		Totals:	25	\$294,100.00		
Humphreys (Mississippi)	3	<u>Claimant Type</u>	<u>Claims Paid</u>	<u>Amount Paid</u>	Payments in County 	
		Resident of County	1	\$9,300.00		Resident
		Claim Loss in County	1	\$28,000.00		Loss
		Totals:	2	\$37,300.00		
Iberia (Louisiana)	552	<u>Claimant Type</u>	<u>Claims Paid</u>	<u>Amount Paid</u>	Payments in County 	
		Resident of County	238	\$5,396,100.00		Resident
		Resident and Loss in County	187	\$4,441,000.00		Loss
		Claim Loss in County	76	\$2,030,300.00		Both
Totals:	501	\$11,867,400.00				
Iberville (Louisiana)	79	<u>Claimant Type</u>	<u>Claims Paid</u>	<u>Amount Paid</u>	Payments in County 	
		Resident of County	7	\$143,700.00		Resident
		Resident and Loss in County	16	\$517,500.00		Loss
		Claim Loss in County	3	\$69,700.00		Both
Totals:	26	\$730,900.00				
Indian River (Florida)	15	<u>Claimant Type</u>	<u>Claims Paid</u>	<u>Amount Paid</u>	Payments in County 	
		Resident of County	1	\$21,100.00		Resident
		Resident and Loss in County	2	\$86,300.00		Both
		Totals:	3	\$107,400.00		

GCCF Program Statistics - Overall Summary (as of October 11, 2010, 5:05 PM ET)

County	Count	Claimant Type	Claims Paid	Amount Paid	Payments in County
Itawamba (Mississippi)	1	Resident of County	1	\$6,000.00	 <ul style="list-style-type: none"> Resident
		Totals:	1	\$6,000.00	
		Jackson (Alabama)	13	Resident of County	
Claim Loss in County	1			\$14,500.00	
Totals:	9			\$80,000.00	
Jackson (Florida)	119	Resident of County	19	\$266,000.00	 <ul style="list-style-type: none"> Resident Loss Both
		Resident and Loss in County	3	\$96,000.00	
		Claim Loss in County	1	\$7,900.00	
		Totals:	23	\$369,900.00	
Jackson (Louisiana)	2	Resident of County	1	\$18,600.00	 <ul style="list-style-type: none"> Resident Both
		Resident and Loss in County	1	\$4,500.00	
		Totals:	2	\$23,100.00	
Jackson (Mississippi)	4,109	Resident of County	358	\$5,393,500.00	 <ul style="list-style-type: none"> Resident Loss Both
		Resident and Loss in County	755	\$20,671,958.36	
		Claim Loss in County	287	\$5,104,300.00	
		Totals:	1,400	\$31,169,758.36	

GCCF Program Statistics - Overall Summary (as of October 11, 2010, 5:05 PM ET)

County	Total Claims	Claimant Type	Claims Paid	Amount Paid	Payments in County
Jasper (Mississippi)	26	<u>Claimant Type</u>	<u>Claims Paid</u>	<u>Amount Paid</u>	Payments in County  <ul style="list-style-type: none"> Both
		Resident and Loss in County	1	\$25,500.00	
		Totals:	1	\$25,500.00	
Jasper (Texas)	8	<u>Claimant Type</u>	<u>Claims Paid</u>	<u>Amount Paid</u>	Payments in County  <ul style="list-style-type: none"> Resident
		Resident of County	3	\$145,700.00	
		Totals:	3	\$145,700.00	
Jefferson (Alabama)	427	<u>Claimant Type</u>	<u>Claims Paid</u>	<u>Amount Paid</u>	Payments in County  <ul style="list-style-type: none"> Resident Loss Both
		Resident of County	267	\$2,688,700.00	
		Resident and Loss in County	3	\$37,700.00	
		Claim Loss in County	2	\$54,800.00	
		Totals:	272	\$2,781,200.00	
Jefferson (Florida)	8	<u>Claimant Type</u>	<u>Claims Paid</u>	<u>Amount Paid</u>	Payments in County  <ul style="list-style-type: none"> Resident Loss
		Resident of County	2	\$77,200.00	
		Claim Loss in County	1	\$6,000.00	
		Totals:	3	\$83,200.00	
Jefferson (Louisiana)	16,833	<u>Claimant Type</u>	<u>Claims Paid</u>	<u>Amount Paid</u>	Payments in County  <ul style="list-style-type: none"> Resident Loss Both
		Resident of County	1,489	\$24,312,480.32	
		Resident and Loss in County	2,430	\$56,096,200.00	
		Claim Loss in County	950	\$16,811,685.21	
		Totals:	4,869	\$97,220,365.53	

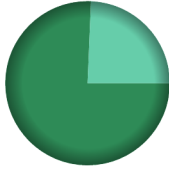




GCCF Program Statistics - Overall Summary

(as of October 11, 2010, 5:05 PM ET)

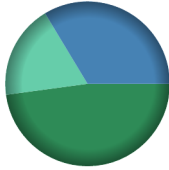

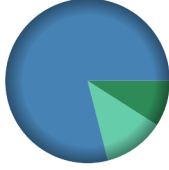

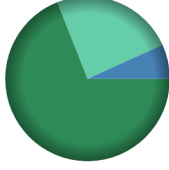
County	Total Claims	Claimant Type	Claims Paid	Amount Paid	Payments in County
Jefferson (Texas)	506	<u>Claimant Type</u>	<u>Claims Paid</u>	<u>Amount Paid</u>	Payments in County <ul style="list-style-type: none"> Resident Loss Both
		Resident of County	89	\$2,733,100.00	
		Resident and Loss in County	221	\$5,133,000.00	
		Claim Loss in County	55	\$1,020,800.00	
Totals:	365	\$8,886,900.00			
Jefferson Davis (Louisiana)	35	<u>Claimant Type</u>	<u>Claims Paid</u>	<u>Amount Paid</u>	Payments in County <ul style="list-style-type: none"> Resident Loss Both
		Resident of County	4	\$40,600.00	
		Resident and Loss in County	8	\$177,100.00	
		Claim Loss in County	2	\$65,000.00	
Totals:	14	\$282,700.00			
Jim Hogg (Texas)	1	<u>Claimant Type</u>	<u>Claims Paid</u>	<u>Amount Paid</u>	Payments in County <ul style="list-style-type: none"> Loss
		Claim Loss in County	1	\$32,400.00	
Totals:	1	\$32,400.00			
Jim Wells (Texas)	1	<u>Claimant Type</u>	<u>Claims Paid</u>	<u>Amount Paid</u>	Payments in County <ul style="list-style-type: none"> Both
		Resident and Loss in County	1	\$79,900.00	
Totals:	1	\$79,900.00			
Johnson (Texas)	7	<u>Claimant Type</u>	<u>Claims Paid</u>	<u>Amount Paid</u>	Payments in County <ul style="list-style-type: none"> Resident
		Resident of County	3	\$111,000.00	
Totals:	3	\$111,000.00			

GCCF Program Statistics - Overall Summary

(as of October 11, 2010, 5:05 PM ET)






County	Total Claims	Claimant Type	Claims Paid	Amount Paid	Payments in County
Jones (Mississippi)	79	<u>Claimant Type</u>	<u>Claims Paid</u>	<u>Amount Paid</u>	Payments in County  <ul style="list-style-type: none"> Resident Both
		Resident of County	10	\$155,500.00	
		Resident and Loss in County	1	\$50,000.00	
		Totals:	11	\$205,500.00	
Kemper (Mississippi)	4	<u>Claimant Type</u>	<u>Claims Paid</u>	<u>Amount Paid</u>	Payments in County  <ul style="list-style-type: none"> Loss
		Claim Loss in County	2	\$22,200.00	
		Totals:	2	\$22,200.00	
Kendall (Texas)	2	<u>Claimant Type</u>	<u>Claims Paid</u>	<u>Amount Paid</u>	Payments in County  <ul style="list-style-type: none"> Resident
		Resident of County	2	\$15,700.00	
		Totals:	2	\$15,700.00	
Kleberg (Texas)	1	<u>Claimant Type</u>	<u>Claims Paid</u>	<u>Amount Paid</u>	Payments in County  <ul style="list-style-type: none"> Resident
		Resident of County	1	\$32,400.00	
		Totals:	1	\$32,400.00	
Lafayette (Florida)	3	<u>Claimant Type</u>	<u>Claims Paid</u>	<u>Amount Paid</u>	Payments in County  <ul style="list-style-type: none"> Both
		Resident and Loss in County	1	\$226,700.00	
		Totals:	1	\$226,700.00	

GCCF Program Statistics - Overall Summary (as of October 11, 2010, 5:05 PM ET)


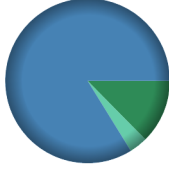
County	Total Claims	Claimant Type	Claims Paid	Amount Paid	Payments in County
Lafayette (Louisiana)	741	<u>Claimant Type</u>	<u>Claims Paid</u>	<u>Amount Paid</u>	 <ul style="list-style-type: none"> ■ Resident ■ Loss ■ Both
		Resident of County	164	\$4,070,100.00	
		Resident and Loss in County	99	\$2,860,300.00	
		Claim Loss in County	64	\$1,571,800.00	
Totals:	327	\$8,502,200.00			
Lafayette (Mississippi)	9	<u>Claimant Type</u>	<u>Claims Paid</u>	<u>Amount Paid</u>	 <ul style="list-style-type: none"> ■ Resident
		Resident of County	6	\$76,000.00	
		Totals:	6	\$76,000.00	
Lafourche (Louisiana)	1,880	<u>Claimant Type</u>	<u>Claims Paid</u>	<u>Amount Paid</u>	 <ul style="list-style-type: none"> ■ Resident ■ Loss ■ Both
		Resident of County	156	\$3,195,400.00	
		Resident and Loss in County	873	\$27,913,200.00	
		Claim Loss in County	184	\$4,223,480.32	
Totals:	1,213	\$35,332,080.32			
Lake (Florida)	24	<u>Claimant Type</u>	<u>Claims Paid</u>	<u>Amount Paid</u>	 <ul style="list-style-type: none"> ■ Resident ■ Both
		Resident of County	6	\$45,900.00	
		Resident and Loss in County	4	\$53,900.00	
Totals:	10	\$99,800.00			
Lamar (Mississippi)	101	<u>Claimant Type</u>	<u>Claims Paid</u>	<u>Amount Paid</u>	 <ul style="list-style-type: none"> ■ Resident ■ Loss ■ Both
		Resident of County	6	\$96,900.00	
		Resident and Loss in County	1	\$9,500.00	
		Claim Loss in County	2	\$34,000.00	
Totals:	9	\$140,400.00			

GCCF Program Statistics - Overall Summary

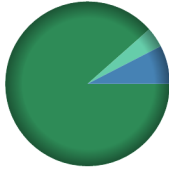
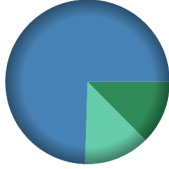



(as of October 11, 2010, 5:05 PM ET)

County	Total Claims	Claimant Type	Claims Paid	Amount Paid	Payments in County
Lamar (Texas)	1	<u>Claimant Type</u>	<u>Claims Paid</u>	<u>Amount Paid</u>	Payments in County  <ul style="list-style-type: none"> Resident
		Resident of County	1	\$3,200.00	
		Totals:	1	\$3,200.00	
Lauderdale (Alabama)	21	<u>Claimant Type</u>	<u>Claims Paid</u>	<u>Amount Paid</u>	Payments in County  <ul style="list-style-type: none"> Resident
		Resident of County	12	\$106,600.00	
		Totals:	12	\$106,600.00	
Lauderdale (Mississippi)	47	<u>Claimant Type</u>	<u>Claims Paid</u>	<u>Amount Paid</u>	Payments in County  <ul style="list-style-type: none"> Resident
		Resident of County	15	\$92,800.00	
		Totals:	15	\$92,800.00	
Lawrence (Alabama)	7	<u>Claimant Type</u>	<u>Claims Paid</u>	<u>Amount Paid</u>	Payments in County  <ul style="list-style-type: none"> Resident Loss
		Resident of County	2	\$21,200.00	
		Claim Loss in County	1	\$1,400.00	
		Totals:	3	\$22,600.00	
Lawrence (Mississippi)	53	<u>Claimant Type</u>	<u>Claims Paid</u>	<u>Amount Paid</u>	Payments in County  <ul style="list-style-type: none"> Loss Both
		Resident and Loss in County	5	\$67,500.00	
		Claim Loss in County	2	\$18,500.00	
		Totals:	7	\$86,000.00	

GCCF Program Statistics - Overall Summary (as of October 11, 2010, 5:05 PM ET)


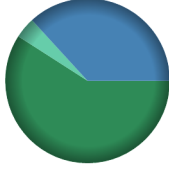


County	Total Claims	Claimant Type	Claims Paid	Amount Paid	Payments in County
Leake (Mississippi)	9	<u>Claimant Type</u>	<u>Claims Paid</u>	<u>Amount Paid</u>	Payments in County  <ul style="list-style-type: none"> Resident
		Resident of County	2	\$63,000.00	
		Totals:	2	\$63,000.00	
Lee (Alabama)	57	<u>Claimant Type</u>	<u>Claims Paid</u>	<u>Amount Paid</u>	Payments in County  <ul style="list-style-type: none"> Resident
		Resident of County	28	\$226,700.00	
		Totals:	28	\$226,700.00	
Lee (Florida)	355	<u>Claimant Type</u>	<u>Claims Paid</u>	<u>Amount Paid</u>	Payments in County  <ul style="list-style-type: none"> Resident Loss Both
		Resident of County	12	\$166,900.00	
		Resident and Loss in County	41	\$1,109,700.00	
		Claim Loss in County	4	\$47,300.00	
		Totals:	57	\$1,323,900.00	
Lee (Mississippi)	13	<u>Claimant Type</u>	<u>Claims Paid</u>	<u>Amount Paid</u>	Payments in County  <ul style="list-style-type: none"> Resident
		Resident of County	5	\$55,800.00	
		Totals:	5	\$55,800.00	
Leflore (Mississippi)	2	<u>Claimant Type</u>	<u>Claims Paid</u>	<u>Amount Paid</u>	Payments in County  <ul style="list-style-type: none"> Resident
		Resident of County	1	\$7,800.00	
		Totals:	1	\$7,800.00	

GCCF Program Statistics - Overall Summary (as of October 11, 2010, 5:05 PM ET)






County	Total Claims	Claimant Type	Claims Paid	Amount Paid	Payments in County
Leon (Florida)	258	<u>Claimant Type</u>	<u>Claims Paid</u>	<u>Amount Paid</u>	Payments in County  <ul style="list-style-type: none"> ■ Resident ■ Loss ■ Both
		Resident of County	73	\$1,121,100.00	
		Resident and Loss in County	6	\$95,700.00	
		Claim Loss in County	4	\$50,300.00	
Totals:			83	\$1,267,100.00	
Levy (Florida)	126	<u>Claimant Type</u>	<u>Claims Paid</u>	<u>Amount Paid</u>	Payments in County  <ul style="list-style-type: none"> ■ Resident ■ Loss ■ Both
		Resident of County	10	\$232,900.00	
		Resident and Loss in County	59	\$1,382,200.00	
		Claim Loss in County	7	\$239,900.00	
Totals:			76	\$1,855,000.00	
Liberty (Florida)	44	<u>Claimant Type</u>	<u>Claims Paid</u>	<u>Amount Paid</u>	Payments in County  <ul style="list-style-type: none"> ■ Resident ■ Both
		Resident of County	14	\$132,900.00	
		Resident and Loss in County	4	\$29,800.00	
		Totals:			
Liberty (Texas)	8	<u>Claimant Type</u>	<u>Claims Paid</u>	<u>Amount Paid</u>	Payments in County  <ul style="list-style-type: none"> ■ Resident ■ Both
		Resident of County	1	\$21,500.00	
		Resident and Loss in County	1	\$75,000.00	
		Totals:			
Limestone (Alabama)	37	<u>Claimant Type</u>	<u>Claims Paid</u>	<u>Amount Paid</u>	Payments in County  <ul style="list-style-type: none"> ■ Resident
		Resident of County	24	\$303,400.00	
		Totals:			

GCCF Program Statistics - Overall Summary

(as of October 11, 2010, 5:05 PM ET)

County	Total Claims	Claimant Type	Claims Paid	Amount Paid	Payments in County
Lincoln (Louisiana)	8	<u>Claimant Type</u>	<u>Claims Paid</u>	<u>Amount Paid</u>	Payments in County  <ul style="list-style-type: none"> Resident
		Resident of County	4	\$133,100.00	
		Totals:	4	\$133,100.00	
		Lincoln (Mississippi)	21	<u>Claimant Type</u>	
Resident of County	4			\$12,400.00	
Resident and Loss in County	1			\$22,200.00	
Claim Loss in County	1			\$5,700.00	
Totals:	6	\$40,300.00			
Livingston (Louisiana)	170	<u>Claimant Type</u>	<u>Claims Paid</u>	<u>Amount Paid</u>	Payments in County  <ul style="list-style-type: none"> Resident Loss Both
		Resident of County	42	\$905,600.00	
		Resident and Loss in County	18	\$564,200.00	
		Claim Loss in County	3	\$63,000.00	
Totals:	63	\$1,532,800.00			
Lowndes (Mississippi)	26	<u>Claimant Type</u>	<u>Claims Paid</u>	<u>Amount Paid</u>	Payments in County  <ul style="list-style-type: none"> Resident Both
		Resident of County	10	\$102,500.00	
		Resident and Loss in County	1	\$2,400.00	
		Totals:	11	\$104,900.00	
Lubbock (Texas)	2	<u>Claimant Type</u>	<u>Claims Paid</u>	<u>Amount Paid</u>	Payments in County  <ul style="list-style-type: none"> Resident
		Resident of County	1	\$2,400.00	
		Totals:	1	\$2,400.00	

GCCF Program Statistics - Overall Summary (as of October 11, 2010, 5:05 PM ET)

County	Total Claims	Claimant Type	Claims Paid	Amount Paid	Payments in County
Macon (Alabama)	3	<u>Claimant Type</u>	<u>Claims Paid</u>	<u>Amount Paid</u>	Payments in County  <ul style="list-style-type: none"> Resident
		Resident of County	1	\$1,000.00	
		Totals:	1	\$1,000.00	
Madison (Alabama)	183	<u>Claimant Type</u>	<u>Claims Paid</u>	<u>Amount Paid</u>	Payments in County  <ul style="list-style-type: none"> Resident Loss Both
		Resident of County	116	\$1,407,200.00	
		Resident and Loss in County	1	\$48,000.00	
		Claim Loss in County	1	\$3,000.00	
		Totals:	118	\$1,458,200.00	
Madison (Florida)	6	<u>Claimant Type</u>	<u>Claims Paid</u>	<u>Amount Paid</u>	Payments in County  <ul style="list-style-type: none"> Resident Loss
		Resident of County	1	\$2,100.00	
		Claim Loss in County	1	\$1,200.00	
		Totals:	2	\$3,300.00	
Madison (Louisiana)	1	<u>Claimant Type</u>	<u>Claims Paid</u>	<u>Amount Paid</u>	Payments in County  <ul style="list-style-type: none"> Resident
		Resident of County	1	\$16,200.00	
		Totals:	1	\$16,200.00	
Madison (Mississippi)	62	<u>Claimant Type</u>	<u>Claims Paid</u>	<u>Amount Paid</u>	Payments in County  <ul style="list-style-type: none"> Resident Both
		Resident of County	27	\$287,200.00	
		Resident and Loss in County	3	\$52,400.00	
		Totals:	30	\$339,600.00	

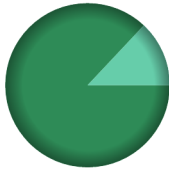

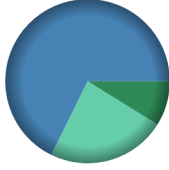

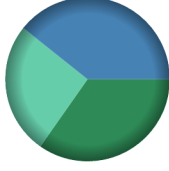
GCCF Program Statistics - Overall Summary

(as of October 11, 2010, 5:05 PM ET)



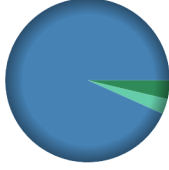

County	Total Claims	Claimant Type	Claims Paid	Amount Paid	Payments in County
Manatee (Florida)	169	<u>Claimant Type</u>	<u>Claims Paid</u>	<u>Amount Paid</u>	Payments in County  <ul style="list-style-type: none"> ■ Resident ■ Loss ■ Both
		Resident of County	13	\$379,500.00	
		Resident and Loss in County	27	\$896,400.00	
		Claim Loss in County	7	\$243,800.00	
Totals:	47	\$1,519,700.00			
Marengo (Alabama)	16	<u>Claimant Type</u>	<u>Claims Paid</u>	<u>Amount Paid</u>	Payments in County  <ul style="list-style-type: none"> ■ Resident
		Resident of County	11	\$71,100.00	
		Totals:	11	\$71,100.00	
Marion (Alabama)	4	<u>Claimant Type</u>	<u>Claims Paid</u>	<u>Amount Paid</u>	Payments in County  <ul style="list-style-type: none"> ■ Resident
		Resident of County	1	\$1,200.00	
		Totals:	1	\$1,200.00	
Marion (Florida)	38	<u>Claimant Type</u>	<u>Claims Paid</u>	<u>Amount Paid</u>	Payments in County  <ul style="list-style-type: none"> ■ Resident ■ Loss ■ Both
		Resident of County	8	\$104,400.00	
		Resident and Loss in County	1	\$35,400.00	
		Claim Loss in County	1	\$26,000.00	
Totals:	10	\$165,800.00			
Marion (Mississippi)	154	<u>Claimant Type</u>	<u>Claims Paid</u>	<u>Amount Paid</u>	Payments in County  <ul style="list-style-type: none"> ■ Resident ■ Loss ■ Both
		Resident of County	5	\$125,600.00	
		Resident and Loss in County	6	\$135,300.00	
		Claim Loss in County	1	\$18,000.00	
Totals:	12	\$278,900.00			

GCCF Program Statistics - Overall Summary

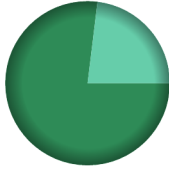




(as of October 11, 2010, 5:05 PM ET)

County	Total Claims	Claimant Type	Claims Paid	Amount Paid	Payments in County
Marshall (Alabama)	45	<u>Claimant Type</u>	<u>Claims Paid</u>	<u>Amount Paid</u>	 <ul style="list-style-type: none"> ■ Resident ■ Both
		Resident of County	22	\$248,700.00	
		Resident and Loss in County	1	\$37,200.00	
		Totals:	23	\$285,900.00	
Martin (Florida)	19	<u>Claimant Type</u>	<u>Claims Paid</u>	<u>Amount Paid</u>	 <ul style="list-style-type: none"> ■ Resident ■ Both
		Resident of County	1	\$2,200.00	
		Resident and Loss in County	5	\$109,500.00	
		Totals:	6	\$111,700.00	
Matagorda (Texas)	130	<u>Claimant Type</u>	<u>Claims Paid</u>	<u>Amount Paid</u>	 <ul style="list-style-type: none"> ■ Resident ■ Loss ■ Both
		Resident of County	11	\$291,900.00	
		Resident and Loss in County	55	\$2,233,000.00	
		Claim Loss in County	11	\$773,100.00	
Totals:	77	\$3,298,000.00			
McLennan (Texas)	11	<u>Claimant Type</u>	<u>Claims Paid</u>	<u>Amount Paid</u>	 <ul style="list-style-type: none"> ■ Resident
		Resident of County	4	\$77,300.00	
		Totals:	4	\$77,300.00	
Miami-dade (Florida)	220	<u>Claimant Type</u>	<u>Claims Paid</u>	<u>Amount Paid</u>	 <ul style="list-style-type: none"> ■ Resident ■ Loss ■ Both
		Resident of County	16	\$302,900.00	
		Resident and Loss in County	8	\$342,400.00	
		Claim Loss in County	9	\$226,700.00	
Totals:	33	\$872,000.00			

GCCF Program Statistics - Overall Summary (as of October 11, 2010, 5:05 PM ET)

County	Total Claims	Claimant Type	Claims Paid	Amount Paid	Payments in County
Milam (Texas)	1	<u>Claimant Type</u>	<u>Claims Paid</u>	<u>Amount Paid</u>	Payments in County  <ul style="list-style-type: none"> Resident
		Resident of County	1	\$5,800.00	
		Totals:	1	\$5,800.00	
		Mobile (Alabama)	10,282	<u>Claimant Type</u>	
Resident of County	581			\$8,686,265.00	
Resident and Loss in County	3,561			\$66,836,100.00	
Claim Loss in County	375			\$7,550,700.00	
Totals:	4,517	\$83,073,065.00			
Monroe (Alabama)	69	<u>Claimant Type</u>	<u>Claims Paid</u>	<u>Amount Paid</u>	Payments in County  <ul style="list-style-type: none"> Resident Both
		Resident of County	33	\$568,600.00	
		Resident and Loss in County	11	\$150,400.00	
		Totals:	44	\$719,000.00	
Monroe (Florida)	1,003	<u>Claimant Type</u>	<u>Claims Paid</u>	<u>Amount Paid</u>	Payments in County  <ul style="list-style-type: none"> Resident Loss Both
		Resident of County	12	\$295,800.00	
		Resident and Loss in County	248	\$7,472,100.00	
		Claim Loss in County	11	\$241,300.00	
Totals:	271	\$8,009,200.00			
Monroe (Mississippi)	10	<u>Claimant Type</u>	<u>Claims Paid</u>	<u>Amount Paid</u>	Payments in County  <ul style="list-style-type: none"> Resident
		Resident of County	7	\$86,700.00	
		Totals:	7	\$86,700.00	

GCCF Program Statistics - Overall Summary (as of October 11, 2010, 5:05 PM ET)

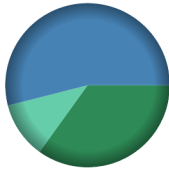
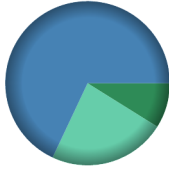



County	Total Claims	Claimant Type	Claims Paid	Amount Paid	Payments in County
Montgomery (Alabama)	155	<u>Claimant Type</u>	<u>Claims Paid</u>	<u>Amount Paid</u>	Payments in County  <ul style="list-style-type: none"> Resident Both
		Resident of County	74	\$805,900.00	
		Resident and Loss in County	3	\$241,700.00	
		Totals:	77	\$1,047,600.00	
Montgomery (Mississippi)	1	<u>Claimant Type</u>	<u>Claims Paid</u>	<u>Amount Paid</u>	Payments in County  <ul style="list-style-type: none"> Resident
		Resident of County	1	\$20,000.00	
		Totals:	1	\$20,000.00	
Montgomery (Texas)	69	<u>Claimant Type</u>	<u>Claims Paid</u>	<u>Amount Paid</u>	Payments in County  <ul style="list-style-type: none"> Resident Both
		Resident of County	16	\$299,700.00	
		Resident and Loss in County	2	\$70,700.00	
		Totals:	18	\$370,400.00	
Morgan (Alabama)	68	<u>Claimant Type</u>	<u>Claims Paid</u>	<u>Amount Paid</u>	Payments in County  <ul style="list-style-type: none"> Resident
		Resident of County	41	\$416,100.00	
		Totals:	41	\$416,100.00	
Nacogdoches (Texas)	12	<u>Claimant Type</u>	<u>Claims Paid</u>	<u>Amount Paid</u>	Payments in County  <ul style="list-style-type: none"> Resident Loss
		Resident of County	1	\$41,600.00	
		Claim Loss in County	4	\$250,400.00	
		Totals:	5	\$292,000.00	

GCCF Program Statistics - Overall Summary

(as of October 11, 2010, 5:05 PM ET)

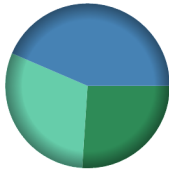
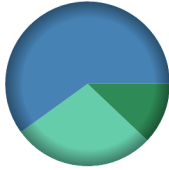


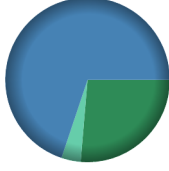
County	Total Claims	Claimant Type	Claims Paid	Amount Paid	Payments in County
Nassau (Florida)	8	<u>Claimant Type</u>	<u>Claims Paid</u>	<u>Amount Paid</u>	
		Resident of County	2	\$58,700.00	
		Resident and Loss in County	2	\$31,100.00	
		Claim Loss in County	1	\$1,700.00	
Totals:	5	\$91,500.00			
Natchitoches (Louisiana)	8	<u>Claimant Type</u>	<u>Claims Paid</u>	<u>Amount Paid</u>	
		Resident of County	3	\$61,000.00	
		Resident and Loss in County	2	\$48,400.00	
		Totals:	5	\$109,400.00	
Neshoba (Mississippi)	15	<u>Claimant Type</u>	<u>Claims Paid</u>	<u>Amount Paid</u>	
		Resident of County	1	\$138,900.00	
		Claim Loss in County	1	\$6,000.00	
		Totals:	2	\$144,900.00	
Newton (Mississippi)	7	<u>Claimant Type</u>	<u>Claims Paid</u>	<u>Amount Paid</u>	
		Resident of County	2	\$80,000.00	
		Totals:	2	\$80,000.00	
Noxubee (Mississippi)	5	<u>Claimant Type</u>	<u>Claims Paid</u>	<u>Amount Paid</u>	
		Resident of County	1	\$8,800.00	
		Totals:	1	\$8,800.00	

GCCF Program Statistics - Overall Summary (as of October 11, 2010, 5:05 PM ET)



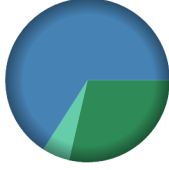
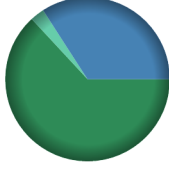

County	Total Claims	Claimant Type	Claims Paid	Amount Paid	Payments in County
Nueces (Texas)	35	<u>Claimant Type</u>	<u>Claims Paid</u>	<u>Amount Paid</u>	Payments in County  <ul style="list-style-type: none"> ■ Resident ■ Loss ■ Both
		Resident of County	3	\$47,800.00	
		Resident and Loss in County	3	\$73,900.00	
		Claim Loss in County	1	\$15,200.00	
Totals:	7	\$136,900.00			
Okaloosa (Florida)	11,737	<u>Claimant Type</u>	<u>Claims Paid</u>	<u>Amount Paid</u>	Payments in County  <ul style="list-style-type: none"> ■ Resident ■ Loss ■ Both
		Resident of County	752	\$10,597,600.00	
		Resident and Loss in County	4,295	\$81,077,700.00	
		Claim Loss in County	2,159	\$27,543,800.00	
Totals:	7,206	\$119,219,100.00			
Okeechobee (Florida)	5	<u>Claimant Type</u>	<u>Claims Paid</u>	<u>Amount Paid</u>	Payments in County  <ul style="list-style-type: none"> ■ Loss
		Claim Loss in County	1	\$5,000.00	
Totals:	1	\$5,000.00			
Oktibbeha (Mississippi)	12	<u>Claimant Type</u>	<u>Claims Paid</u>	<u>Amount Paid</u>	Payments in County  <ul style="list-style-type: none"> ■ Resident
		Resident of County	8	\$64,000.00	
Totals:	8	\$64,000.00			
Orange (Florida)	154	<u>Claimant Type</u>	<u>Claims Paid</u>	<u>Amount Paid</u>	Payments in County  <ul style="list-style-type: none"> ■ Resident ■ Both
		Resident of County	38	\$676,700.00	
		Resident and Loss in County	6	\$185,000.00	
		Totals:	44	\$861,700.00	

GCCF Program Statistics - Overall Summary

(as of October 11, 2010, 5:05 PM ET)

County	Total Claims	Claimant Type	Claims Paid	Amount Paid	Payments in County
Orange (Texas)	49	<u>Claimant Type</u>	<u>Claims Paid</u>	<u>Amount Paid</u>	Payments in County  <ul style="list-style-type: none"> ■ Resident ■ Loss ■ Both
		Resident of County	13	\$186,400.00	
		Resident and Loss in County	9	\$311,600.00	
		Claim Loss in County	12	\$217,600.00	
Totals:	34	\$715,600.00			
Orleans (Louisiana)	23,663	<u>Claimant Type</u>	<u>Claims Paid</u>	<u>Amount Paid</u>	Payments in County  <ul style="list-style-type: none"> ■ Resident ■ Loss ■ Both
		Resident of County	722	\$11,972,500.00	
		Resident and Loss in County	3,931	\$59,542,000.00	
		Claim Loss in County	1,747	\$27,800,800.00	
Totals:	6,400	\$99,315,300.00			
Osceola (Florida)	11	<u>Claimant Type</u>	<u>Claims Paid</u>	<u>Amount Paid</u>	Payments in County  <ul style="list-style-type: none"> ■ Resident
		Resident of County	2	\$15,400.00	
Totals:	2	\$15,400.00			
Ouachita (Louisiana)	54	<u>Claimant Type</u>	<u>Claims Paid</u>	<u>Amount Paid</u>	Payments in County  <ul style="list-style-type: none"> ■ Resident ■ Both
		Resident of County	20	\$186,600.00	
		Resident and Loss in County	4	\$87,600.00	
Totals:	24	\$274,200.00			
Palm Beach (Florida)	109	<u>Claimant Type</u>	<u>Claims Paid</u>	<u>Amount Paid</u>	Payments in County  <ul style="list-style-type: none"> ■ Resident ■ Loss ■ Both
		Resident of County	10	\$168,700.00	
		Resident and Loss in County	8	\$447,500.00	
		Claim Loss in County	3	\$24,300.00	
Totals:	21	\$640,500.00			

GCCF Program Statistics - Overall Summary (as of October 11, 2010, 5:05 PM ET)

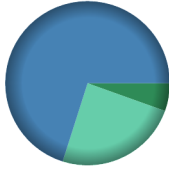

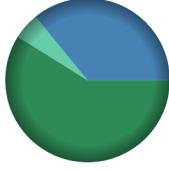


County	Total Claims	Claimant Type	Claims Paid	Amount Paid	Payments in County
Panola (Mississippi)	3	<u>Claimant Type</u>	<u>Claims Paid</u>	<u>Amount Paid</u>	Payments in County  <ul style="list-style-type: none"> Resident
		Resident of County	2	\$14,700.00	
		Totals:	2	\$14,700.00	
Parker (Texas)	3	<u>Claimant Type</u>	<u>Claims Paid</u>	<u>Amount Paid</u>	Payments in County  <ul style="list-style-type: none"> Resident
		Resident of County	1	\$5,800.00	
		Totals:	1	\$5,800.00	
Pasco (Florida)	291	<u>Claimant Type</u>	<u>Claims Paid</u>	<u>Amount Paid</u>	Payments in County  <ul style="list-style-type: none"> Resident Loss Both
		Resident of County	50	\$865,400.00	
		Resident and Loss in County	74	\$1,994,300.00	
		Claim Loss in County	9	\$163,400.00	
		Totals:	133	\$3,023,100.00	
Pearl River (Mississippi)	301	<u>Claimant Type</u>	<u>Claims Paid</u>	<u>Amount Paid</u>	Payments in County  <ul style="list-style-type: none"> Resident Loss Both
		Resident of County	67	\$999,700.00	
		Resident and Loss in County	15	\$540,100.00	
		Claim Loss in County	1	\$44,000.00	
		Totals:	83	\$1,583,800.00	
Perry (Alabama)	3	<u>Claimant Type</u>	<u>Claims Paid</u>	<u>Amount Paid</u>	Payments in County  <ul style="list-style-type: none"> Loss
		Claim Loss in County	1	\$35,000.00	
		Totals:	1	\$35,000.00	

GCCF Program Statistics - Overall Summary

(as of October 11, 2010, 5:05 PM ET)

County	Total Claims	Claimant Type	Claims Paid	Amount Paid	Payments in County
Perry (Mississippi)	30	<u>Claimant Type</u>	<u>Claims Paid</u>	<u>Amount Paid</u>	Payments in County  <ul style="list-style-type: none"> Resident Both
		Resident of County	2	\$71,600.00	
		Resident and Loss in County	3	\$44,200.00	
		Totals:	5	\$115,800.00	
Pickens (Alabama)	10	<u>Claimant Type</u>	<u>Claims Paid</u>	<u>Amount Paid</u>	Payments in County  <ul style="list-style-type: none"> Resident
		Resident of County	4	\$29,000.00	
		Totals:	4	\$29,000.00	
Pike (Alabama)	20	<u>Claimant Type</u>	<u>Claims Paid</u>	<u>Amount Paid</u>	Payments in County  <ul style="list-style-type: none"> Resident
		Resident of County	4	\$28,000.00	
		Totals:	4	\$28,000.00	
Pike (Mississippi)	63	<u>Claimant Type</u>	<u>Claims Paid</u>	<u>Amount Paid</u>	Payments in County  <ul style="list-style-type: none"> Resident Loss Both
		Resident of County	12	\$146,700.00	
		Resident and Loss in County	1	\$12,600.00	
		Claim Loss in County	1	\$12,000.00	
Totals:	14	\$171,300.00			
Pinellas (Florida)	1,263	<u>Claimant Type</u>	<u>Claims Paid</u>	<u>Amount Paid</u>	Payments in County  <ul style="list-style-type: none"> Resident Loss Both
		Resident of County	37	\$1,281,800.00	
		Resident and Loss in County	156	\$3,723,400.00	
		Claim Loss in County	52	\$1,022,900.00	
Totals:	245	\$6,028,100.00			

GCCF Program Statistics - Overall Summary (as of October 11, 2010, 5:05 PM ET)

County	Total Claims	Claimant Type	Claims Paid	Amount Paid	Payments in County
Plaquemines (Louisiana)	2,854	<u>Claimant Type</u>	<u>Claims Paid</u>	<u>Amount Paid</u>	 <ul style="list-style-type: none"> ■ Resident ■ Loss ■ Both
		Resident of County	101	\$3,411,300.00	
		Resident and Loss in County	1,007	\$43,644,400.00	
		Claim Loss in County	516	\$15,203,200.00	
Totals:	1,624	\$62,258,900.00			
Pointe Coupee (Louisiana)	26	<u>Claimant Type</u>	<u>Claims Paid</u>	<u>Amount Paid</u>	 <ul style="list-style-type: none"> ■ Resident ■ Both
		Resident of County	4	\$52,400.00	
		Resident and Loss in County	2	\$37,000.00	
		Totals:	6	\$89,400.00	
Polk (Florida)	42	<u>Claimant Type</u>	<u>Claims Paid</u>	<u>Amount Paid</u>	 <ul style="list-style-type: none"> ■ Resident ■ Loss ■ Both
		Resident of County	8	\$104,700.00	
		Resident and Loss in County	5	\$63,800.00	
		Claim Loss in County	1	\$9,200.00	
Totals:	14	\$177,700.00			
Polk (Texas)	4	<u>Claimant Type</u>	<u>Claims Paid</u>	<u>Amount Paid</u>	 <ul style="list-style-type: none"> ■ Resident
		Resident of County	1	\$80,700.00	
		Totals:	1	\$80,700.00	
Putnam (Florida)	8	<u>Claimant Type</u>	<u>Claims Paid</u>	<u>Amount Paid</u>	 <ul style="list-style-type: none"> ■ Both
		Resident and Loss in County	2	\$51,500.00	
		Totals:	2	\$51,500.00	






GCCF Program Statistics - Overall Summary

(as of October 11, 2010, 5:05 PM ET)

County	Total Claims	Claimant Type	Claims Paid	Amount Paid	Payments in County
Randolph (Alabama)	7	<u>Claimant Type</u>	<u>Claims Paid</u>	<u>Amount Paid</u>	Payments in County  <ul style="list-style-type: none"> Resident
		Resident of County	4	\$50,300.00	
		Totals:	4	\$50,300.00	
Rankin (Mississippi)	48	<u>Claimant Type</u>	<u>Claims Paid</u>	<u>Amount Paid</u>	Payments in County  <ul style="list-style-type: none"> Resident
		Resident of County	22	\$398,200.00	
		Totals:	22	\$398,200.00	
Rapides (Louisiana)	85	<u>Claimant Type</u>	<u>Claims Paid</u>	<u>Amount Paid</u>	Payments in County  <ul style="list-style-type: none"> Resident Both
		Resident of County	16	\$302,100.00	
		Resident and Loss in County	5	\$305,100.00	
		Totals:	21	\$607,200.00	
Richland (Louisiana)	4	<u>Claimant Type</u>	<u>Claims Paid</u>	<u>Amount Paid</u>	Payments in County  <ul style="list-style-type: none"> Resident
		Resident of County	3	\$29,000.00	
		Totals:	3	\$29,000.00	
Rockwall (Texas)	5	<u>Claimant Type</u>	<u>Claims Paid</u>	<u>Amount Paid</u>	Payments in County  <ul style="list-style-type: none"> Resident
		Resident of County	3	\$13,000.00	
		Totals:	3	\$13,000.00	

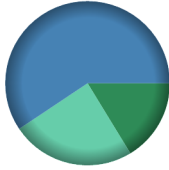
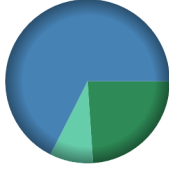



GCCF Program Statistics - Overall Summary

(as of October 11, 2010, 5:05 PM ET)

County	Count	Claimant Type	Claims Paid	Amount Paid	Payments in County
Russell (Alabama)	11	<u>Claimant Type</u>	<u>Claims Paid</u>	<u>Amount Paid</u>	Payments in County  Resident
		Resident of County	2	\$21,100.00	
		Totals:	2	\$21,100.00	
Sabine (Louisiana)	8	<u>Claimant Type</u>	<u>Claims Paid</u>	<u>Amount Paid</u>	Payments in County  Resident
		Resident of County	1	\$16,800.00	
		Totals:	1	\$16,800.00	
Sabine (Texas)	1	<u>Claimant Type</u>	<u>Claims Paid</u>	<u>Amount Paid</u>	Payments in County  Resident
		Resident of County	1	\$40,000.00	
		Totals:	1	\$40,000.00	
San Jacinto (Texas)	5	<u>Claimant Type</u>	<u>Claims Paid</u>	<u>Amount Paid</u>	Payments in County  Resident Loss
		Resident of County	2	\$49,200.00	
		Claim Loss in County	1	\$22,500.00	
		Totals:	3	\$71,700.00	
San Patricio (Texas)	22	<u>Claimant Type</u>	<u>Claims Paid</u>	<u>Amount Paid</u>	Payments in County  Both
		Resident and Loss in County	3	\$115,300.00	
		Totals:	3	\$115,300.00	

GCCF Program Statistics - Overall Summary

(as of October 11, 2010, 5:05 PM ET)




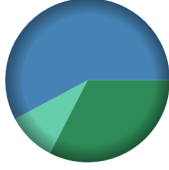

County	Total Claims	Claimant Type	Claims Paid	Amount Paid	Payments in County
Santa Rosa (Florida)	4,198	<u>Claimant Type</u>	<u>Claims Paid</u>	<u>Amount Paid</u>	Payments in County  <ul style="list-style-type: none"> ■ Resident ■ Loss ■ Both
		Resident of County	541	\$6,830,100.00	
		Resident and Loss in County	1,129	\$24,908,000.00	
		Claim Loss in County	843	\$10,205,300.00	
Totals:	2,513	\$41,943,400.00			
Sarasota (Florida)	175	<u>Claimant Type</u>	<u>Claims Paid</u>	<u>Amount Paid</u>	Payments in County  <ul style="list-style-type: none"> ■ Resident ■ Loss ■ Both
		Resident of County	6	\$59,900.00	
		Resident and Loss in County	6	\$169,000.00	
		Claim Loss in County	3	\$21,300.00	
Totals:	15	\$250,200.00			
Scott (Mississippi)	22	<u>Claimant Type</u>	<u>Claims Paid</u>	<u>Amount Paid</u>	Payments in County  <ul style="list-style-type: none"> ■ Resident
		Resident of County	6	\$58,000.00	
		Totals:	6	\$58,000.00	
Seminole (Florida)	36	<u>Claimant Type</u>	<u>Claims Paid</u>	<u>Amount Paid</u>	Payments in County  <ul style="list-style-type: none"> ■ Resident
		Resident of County	11	\$80,800.00	
		Totals:	11	\$80,800.00	
Sharkey (Mississippi)	1	<u>Claimant Type</u>	<u>Claims Paid</u>	<u>Amount Paid</u>	Payments in County  <ul style="list-style-type: none"> ■ Resident
		Resident of County	1	\$4,800.00	
		Totals:	1	\$4,800.00	

GCCF Program Statistics - Overall Summary (as of October 11, 2010, 5:05 PM ET)

County	Total Claims	Claimant Type	Claims Paid	Amount Paid	Payments in County
Shelby (Alabama)	176	<u>Claimant Type</u>	<u>Claims Paid</u>	<u>Amount Paid</u>	
		Resident of County	106	\$1,032,900.00	
		Resident and Loss in County	2	\$23,500.00	
		Claim Loss in County	1	\$28,800.00	
Totals:	109	\$1,085,200.00			
Simpson (Mississippi)	27	<u>Claimant Type</u>	<u>Claims Paid</u>	<u>Amount Paid</u>	
		Resident of County	2	\$36,200.00	
		Totals:	2	\$36,200.00	
Smith (Texas)	4	<u>Claimant Type</u>	<u>Claims Paid</u>	<u>Amount Paid</u>	
		Resident of County	1	\$35,200.00	
		Totals:	1	\$35,200.00	
St. Bernard (Louisiana)	1,956	<u>Claimant Type</u>	<u>Claims Paid</u>	<u>Amount Paid</u>	
		Resident of County	204	\$3,377,800.00	
		Resident and Loss in County	593	\$19,029,700.00	
		Claim Loss in County	147	\$4,452,700.00	
Totals:	944	\$26,860,200.00			
St. Charles (Louisiana)	1,105	<u>Claimant Type</u>	<u>Claims Paid</u>	<u>Amount Paid</u>	
		Resident of County	94	\$1,470,200.00	
		Resident and Loss in County	171	\$4,697,700.00	
		Claim Loss in County	64	\$1,132,800.00	
Totals:	329	\$7,300,700.00			

GCCF Program Statistics - Overall Summary

(as of October 11, 2010, 5:05 PM ET)

County	Total Claims	Claimant Type	Claims Paid	Amount Paid	Payments in County
St. Clair (Alabama)	35	<u>Claimant Type</u>	<u>Claims Paid</u>	<u>Amount Paid</u>	Payments in County  <ul style="list-style-type: none"> Resident
		Resident of County	23	\$296,800.00	
		Totals:	23	\$296,800.00	
St. Helena (Louisiana)	15	<u>Claimant Type</u>	<u>Claims Paid</u>	<u>Amount Paid</u>	Payments in County  <ul style="list-style-type: none"> Resident Loss
		Resident of County	3	\$50,500.00	
		Claim Loss in County	1	\$25,000.00	
Totals:	4	\$75,500.00			
St. James (Louisiana)	131	<u>Claimant Type</u>	<u>Claims Paid</u>	<u>Amount Paid</u>	Payments in County  <ul style="list-style-type: none"> Resident Both
		Resident of County	5	\$142,800.00	
		Resident and Loss in County	8	\$154,100.00	
Totals:	13	\$296,900.00			
St. John The Baptist (Louisiana)	954	<u>Claimant Type</u>	<u>Claims Paid</u>	<u>Amount Paid</u>	Payments in County  <ul style="list-style-type: none"> Resident Loss Both
		Resident of County	48	\$588,000.00	
		Resident and Loss in County	32	\$1,044,300.00	
Claim Loss in County	10	\$174,100.00			
Totals:	90	\$1,806,400.00			
St. Johns (Florida)	26	<u>Claimant Type</u>	<u>Claims Paid</u>	<u>Amount Paid</u>	Payments in County  <ul style="list-style-type: none"> Resident Both
		Resident of County	7	\$133,500.00	
		Resident and Loss in County	4	\$76,500.00	
Totals:	11	\$210,000.00			




GCCF Program Statistics - Overall Summary

(as of October 11, 2010, 5:05 PM ET)



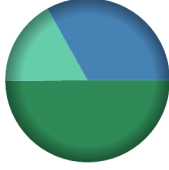
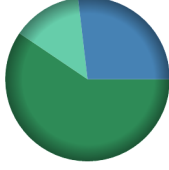
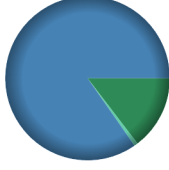
County	Total Claims	Claimant Type	Claims Paid	Amount Paid	Payments in County
St. Landry (Louisiana)	101	<u>Claimant Type</u>	<u>Claims Paid</u>	<u>Amount Paid</u>	
		Resident of County	16	\$390,200.00	
		Resident and Loss in County	13	\$423,500.00	
		Claim Loss in County	3	\$115,700.00	
Totals:	32	\$929,400.00			
St. Lucie (Florida)	17	<u>Claimant Type</u>	<u>Claims Paid</u>	<u>Amount Paid</u>	
		Resident of County	3	\$66,500.00	
		Resident and Loss in County	1	\$60,000.00	
		Totals:	4	\$126,500.00	
St. Martin (Louisiana)	399	<u>Claimant Type</u>	<u>Claims Paid</u>	<u>Amount Paid</u>	
		Resident of County	40	\$845,000.00	
		Resident and Loss in County	138	\$3,053,950.00	
		Claim Loss in County	8	\$121,700.00	
Totals:	186	\$4,020,650.00			
St. Mary (Louisiana)	850	<u>Claimant Type</u>	<u>Claims Paid</u>	<u>Amount Paid</u>	
		Resident of County	81	\$1,987,600.00	
		Resident and Loss in County	280	\$6,931,700.00	
		Claim Loss in County	134	\$4,724,600.00	
Totals:	495	\$13,643,900.00			
St. Tammany (Louisiana)	2,540	<u>Claimant Type</u>	<u>Claims Paid</u>	<u>Amount Paid</u>	
		Resident of County	361	\$7,228,300.00	
		Resident and Loss in County	543	\$15,642,900.00	
		Claim Loss in County	143	\$2,977,865.00	
Totals:	1,047	\$25,849,065.00			

GCCF Program Statistics - Overall Summary

(as of October 11, 2010, 5:05 PM ET)

County	Total Claims	Claimant Type	Claims Paid	Amount Paid	Payments in County
Stone (Mississippi)	312	<u>Claimant Type</u>	<u>Claims Paid</u>	<u>Amount Paid</u>	Payments in County  <ul style="list-style-type: none"> ■ Resident ■ Loss ■ Both
		Resident of County	49	\$854,200.00	
		Resident and Loss in County	13	\$612,900.00	
		Claim Loss in County	4	\$70,800.00	
Totals:	66	\$1,537,900.00			
Sumter (Alabama)	5	<u>Claimant Type</u>	<u>Claims Paid</u>	<u>Amount Paid</u>	Payments in County  <ul style="list-style-type: none"> ■ Resident
		Resident of County	1	\$4,300.00	
		Totals:	1	\$4,300.00	
Sumter (Florida)	8	<u>Claimant Type</u>	<u>Claims Paid</u>	<u>Amount Paid</u>	Payments in County  <ul style="list-style-type: none"> ■ Resident
		Resident of County	4	\$63,300.00	
		Totals:	4	\$63,300.00	
Sunflower (Mississippi)	6	<u>Claimant Type</u>	<u>Claims Paid</u>	<u>Amount Paid</u>	Payments in County  <ul style="list-style-type: none"> ■ Resident
		Resident of County	2	\$22,600.00	
		Totals:	2	\$22,600.00	
Suwannee (Florida)	3	<u>Claimant Type</u>	<u>Claims Paid</u>	<u>Amount Paid</u>	Payments in County  <ul style="list-style-type: none"> ■ Resident
		Resident of County	1	\$3,200.00	
		Totals:	1	\$3,200.00	

GCCF Program Statistics - Overall Summary (as of October 11, 2010, 5:05 PM ET)

County (State)	Total Claims	Claimant Type	Claims Paid	Amount Paid	Payments in County
Talladega (Alabama)	28	<u>Claimant Type</u>	<u>Claims Paid</u>	<u>Amount Paid</u>	Payments in County  <ul style="list-style-type: none"> Resident
		Resident of County	19	\$113,500.00	
		Totals:	19	\$113,500.00	
Tallapoosa (Alabama)	20	<u>Claimant Type</u>	<u>Claims Paid</u>	<u>Amount Paid</u>	Payments in County  <ul style="list-style-type: none"> Resident
		Resident of County	6	\$40,500.00	
		Totals:	6	\$40,500.00	
Tangipahoa (Louisiana)	518	<u>Claimant Type</u>	<u>Claims Paid</u>	<u>Amount Paid</u>	Payments in County  <ul style="list-style-type: none"> Resident Loss Both
		Resident of County	85	\$1,891,600.00	
		Resident and Loss in County	80	\$1,255,200.00	
		Claim Loss in County	20	\$647,700.00	
Totals:	185	\$3,794,500.00			
Tarrant (Texas)	118	<u>Claimant Type</u>	<u>Claims Paid</u>	<u>Amount Paid</u>	Payments in County  <ul style="list-style-type: none"> Resident Loss Both
		Resident of County	41	\$777,600.00	
		Resident and Loss in County	4	\$351,100.00	
		Claim Loss in County	4	\$178,700.00	
Totals:	49	\$1,307,400.00			
Taylor (Florida)	50	<u>Claimant Type</u>	<u>Claims Paid</u>	<u>Amount Paid</u>	Payments in County  <ul style="list-style-type: none"> Resident Loss Both
		Resident of County	6	\$99,000.00	
		Resident and Loss in County	25	\$573,200.00	
		Claim Loss in County	1	\$4,800.00	
Totals:	32	\$677,000.00			

GCCF Program Statistics - Overall Summary (as of October 11, 2010, 5:05 PM ET)


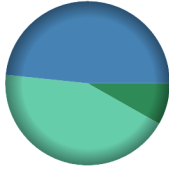

County	Total Claims	Claimant Type	Claims Paid	Amount Paid	Payments in County
Terrebonne (Louisiana)	3,461	<u>Claimant Type</u>	<u>Claims Paid</u>	<u>Amount Paid</u>	Payments in County
		Resident of County	132	\$3,011,185.21	
		Resident and Loss in County	1,827	\$46,003,300.00	
		Claim Loss in County	310	\$7,329,900.00	
Totals:	2,269	\$56,344,385.21			
Tishomingo (Mississippi)	1	<u>Claimant Type</u>	<u>Claims Paid</u>	<u>Amount Paid</u>	Payments in County
		Resident of County	1	\$2,100.00	
		Totals:	1	\$2,100.00	
Travis (Texas)	45	<u>Claimant Type</u>	<u>Claims Paid</u>	<u>Amount Paid</u>	Payments in County
		Resident of County	10	\$121,400.00	
		Resident and Loss in County	1	\$15,000.00	
		Totals:	11	\$136,400.00	
Tuscaloosa (Alabama)	141	<u>Claimant Type</u>	<u>Claims Paid</u>	<u>Amount Paid</u>	Payments in County
		Resident of County	82	\$753,100.00	
		Resident and Loss in County	2	\$22,000.00	
		Claim Loss in County	2	\$49,000.00	
Totals:	86	\$824,100.00			
Tyler (Texas)	3	<u>Claimant Type</u>	<u>Claims Paid</u>	<u>Amount Paid</u>	Payments in County
		Resident of County	3	\$28,000.00	
		Totals:	3	\$28,000.00	

GCCF Program Statistics - Overall Summary (as of October 11, 2010, 5:05 PM ET)

Union (Louisiana)	8	<u>Claimant Type</u>	<u>Claims Paid</u>	<u>Amount Paid</u>	Payments in County
		Resident of County	2	\$95,500.00	 <ul style="list-style-type: none"> Resident Both
		Resident and Loss in County	1	\$40,800.00	
		Totals:	3	\$136,300.00	
Unknown (Alabama)	74	<u>Claimant Type</u>	<u>Claims Paid</u>	<u>Amount Paid</u>	Payments in County
		Resident of County	32	\$891,900.00	 <ul style="list-style-type: none"> Resident
		Totals:	32	\$891,900.00	
Unknown (Florida)	69	<u>Claimant Type</u>	<u>Claims Paid</u>	<u>Amount Paid</u>	Payments in County
		Resident of County	27	\$655,600.00	 <ul style="list-style-type: none"> Resident
		Totals:	27	\$655,600.00	
Unknown (Louisiana)	133	<u>Claimant Type</u>	<u>Claims Paid</u>	<u>Amount Paid</u>	Payments in County
		Resident of County	43	\$927,300.00	 <ul style="list-style-type: none"> Resident
		Totals:	43	\$927,300.00	
Unknown (Mississippi)	46	<u>Claimant Type</u>	<u>Claims Paid</u>	<u>Amount Paid</u>	Payments in County
		Resident of County	14	\$198,300.00	 <ul style="list-style-type: none"> Resident
		Totals:	14	\$198,300.00	

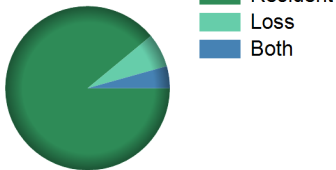
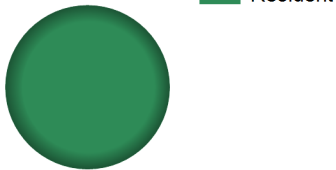
GCCF Program Statistics - Overall Summary

(as of October 11, 2010, 5:05 PM ET)

County	Total Claims	Claimant Type	Claims Paid	Amount Paid	Payments in County
Unknown (Texas)	7	<u>Claimant Type</u>	<u>Claims Paid</u>	<u>Amount Paid</u>	Payments in County  <ul style="list-style-type: none"> Resident
		Resident of County	1	\$1,000.00	
		Totals:	1	\$1,000.00	
Vermilion (Louisiana)	981	<u>Claimant Type</u>	<u>Claims Paid</u>	<u>Amount Paid</u>	Payments in County  <ul style="list-style-type: none"> Resident Loss Both
		Resident of County	95	\$1,981,200.00	
		Resident and Loss in County	486	\$11,659,900.00	
		Claim Loss in County	155	\$10,475,200.00	
		Totals:	736	\$24,116,300.00	
Vernon (Louisiana)	11	<u>Claimant Type</u>	<u>Claims Paid</u>	<u>Amount Paid</u>	Payments in County  <ul style="list-style-type: none"> Loss
		Claim Loss in County	3	\$133,000.00	
		Totals:	3	\$133,000.00	
Victoria (Texas)	7	<u>Claimant Type</u>	<u>Claims Paid</u>	<u>Amount Paid</u>	Payments in County  <ul style="list-style-type: none"> Resident
		Resident of County	3	\$44,700.00	
		Totals:	3	\$44,700.00	
Volusia (Florida)	49	<u>Claimant Type</u>	<u>Claims Paid</u>	<u>Amount Paid</u>	Payments in County  <ul style="list-style-type: none"> Resident Loss Both
		Resident of County	5	\$193,500.00	
		Resident and Loss in County	3	\$442,000.00	
		Claim Loss in County	3	\$34,100.00	
		Totals:	11	\$669,600.00	

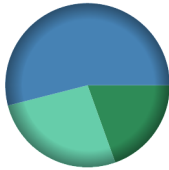


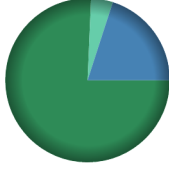
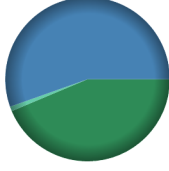
GCCF Program Statistics - Overall Summary

(as of October 11, 2010, 5:05 PM ET)

County	Total Claims	Claimant Type	Claims Paid	Amount Paid	Payments in County
W. Baton Rouge (Louisiana)	22	<u>Claimant Type</u>	<u>Claims Paid</u>	<u>Amount Paid</u>	Payments in County 
		Resident and Loss in County	1	\$28,100.00	
		Claim Loss in County	1	\$3,700.00	
		Totals:	2	\$31,800.00	
W. Feliciana (Louisiana)	10	<u>Claimant Type</u>	<u>Claims Paid</u>	<u>Amount Paid</u>	Payments in County 
		Resident of County	1	\$8,000.00	
		Totals:	1	\$8,000.00	
		Wakulla (Florida)	429	<u>Claimant Type</u>	
Resident of County	29			\$803,900.00	
Resident and Loss in County	240			\$4,708,000.00	
Claim Loss in County	23			\$497,200.00	
Totals:	292			\$6,009,100.00	
Walker (Alabama)	27	<u>Claimant Type</u>	<u>Claims Paid</u>	<u>Amount Paid</u>	Payments in County 
		Resident of County	14	\$194,800.00	
		Resident and Loss in County	1	\$9,500.00	
		Claim Loss in County	2	\$14,600.00	
		Totals:	17	\$218,900.00	
Walthall (Mississippi)	29	<u>Claimant Type</u>	<u>Claims Paid</u>	<u>Amount Paid</u>	Payments in County 
		Resident of County	1	\$19,400.00	
		Totals:	1	\$19,400.00	

GCCF Program Statistics - Overall Summary

(as of October 11, 2010, 5:05 PM ET)

County	Total Claims	Claimant Type	Claims Paid	Amount Paid	Payments in County
Walton (Florida)	5,835				 <ul style="list-style-type: none"> ■ Resident ■ Loss ■ Both
		Resident of County	566	\$11,989,300.00	
		Resident and Loss in County	1,686	\$33,129,700.00	
		Claim Loss in County	1,377	\$16,258,900.00	
		Totals:	3,629	\$61,377,900.00	
Warren (Mississippi)	12				 <ul style="list-style-type: none"> ■ Resident
		Resident of County	4	\$32,700.00	
		Totals:	4	\$32,700.00	
Washington (Alabama)	58				 <ul style="list-style-type: none"> ■ Resident ■ Loss ■ Both
		Resident of County	11	\$122,800.00	
		Resident and Loss in County	1	\$15,000.00	
		Claim Loss in County	4	\$108,000.00	
		Totals:	16	\$245,800.00	
Washington (Florida)	368				 <ul style="list-style-type: none"> ■ Resident ■ Loss ■ Both
		Resident of County	96	\$1,002,000.00	
		Resident and Loss in County	15	\$265,100.00	
		Claim Loss in County	5	\$56,800.00	
		Totals:	116	\$1,323,900.00	
Washington (Louisiana)	97				 <ul style="list-style-type: none"> ■ Resident ■ Loss ■ Both
		Resident of County	16	\$426,700.00	
		Resident and Loss in County	11	\$541,800.00	
		Claim Loss in County	1	\$9,000.00	
		Totals:	28	\$977,500.00	

GCCF Program Statistics - Overall Summary

(as of October 11, 2010, 5:05 PM ET)


County	Total Claims	Claimant Type	Claims Paid	Amount Paid	Payments in County
Washington (Mississippi)	6	<u>Claimant Type</u>	<u>Claims Paid</u>	<u>Amount Paid</u>	Payments in County  <ul style="list-style-type: none"> Resident
		Resident of County	2	\$2,000.00	
		Totals:	2	\$2,000.00	
Wayne (Mississippi)	52	<u>Claimant Type</u>	<u>Claims Paid</u>	<u>Amount Paid</u>	Payments in County  <ul style="list-style-type: none"> Resident Both
		Resident of County	2	\$84,100.00	
		Resident and Loss in County	3	\$57,900.00	
Totals:	5	\$142,000.00			
Webster (Louisiana)	7	<u>Claimant Type</u>	<u>Claims Paid</u>	<u>Amount Paid</u>	Payments in County  <ul style="list-style-type: none"> Resident
		Resident of County	1	\$91,000.00	
		Totals:	1	\$91,000.00	
Webster (Mississippi)	2	<u>Claimant Type</u>	<u>Claims Paid</u>	<u>Amount Paid</u>	Payments in County  <ul style="list-style-type: none"> Resident
		Resident of County	1	\$3,000.00	
		Totals:	1	\$3,000.00	
Wichita (Texas)	3	<u>Claimant Type</u>	<u>Claims Paid</u>	<u>Amount Paid</u>	Payments in County  <ul style="list-style-type: none"> Resident
		Resident of County	1	\$2,700.00	
		Totals:	1	\$2,700.00	

GCCF Program Statistics - Overall Summary (as of October 11, 2010, 5:05 PM ET)

County	Total Claims	Claimant Type	Claims Paid	Amount Paid	Payments in County
Wilcox (Alabama)	20	<u>Claimant Type</u>	<u>Claims Paid</u>	<u>Amount Paid</u>	Payments in County  <ul style="list-style-type: none"> Resident Both
		Resident of County	10	\$152,300.00	
		Resident and Loss in County	2	\$62,400.00	
		Totals:	12	\$214,700.00	
Wilkinson (Mississippi)	3	<u>Claimant Type</u>	<u>Claims Paid</u>	<u>Amount Paid</u>	Payments in County  <ul style="list-style-type: none"> Resident
		Resident of County	1	\$8,400.00	
		Totals:	1	\$8,400.00	
Williamson (Texas)	11	<u>Claimant Type</u>	<u>Claims Paid</u>	<u>Amount Paid</u>	Payments in County  <ul style="list-style-type: none"> Resident
		Resident of County	4	\$54,700.00	
		Totals:	4	\$54,700.00	
Winston (Alabama)	11	<u>Claimant Type</u>	<u>Claims Paid</u>	<u>Amount Paid</u>	Payments in County  <ul style="list-style-type: none"> Resident
		Resident of County	4	\$85,200.00	
		Totals:	4	\$85,200.00	
Winston (Mississippi)	9	<u>Claimant Type</u>	<u>Claims Paid</u>	<u>Amount Paid</u>	Payments in County  <ul style="list-style-type: none"> Resident
		Resident of County	1	\$7,400.00	
		Totals:	1	\$7,400.00	

GCCF Program Statistics - Overall Summary

(as of October 11, 2010, 5:05 PM ET)

Yazoo (Mississippi)	2	<u>Claimant Type</u>	<u>Claims Paid</u>	<u>Amount Paid</u>	Payments in County
		Resident of County	1	\$3,300.00	
		Totals:	1	\$3,300.00	