

GCCF Program Statistics - Overall Summary

(as of October 09, 2010, 5:05 PM ET)

Claimant Status	No. of Claimants
TOTAL GCCF Claimants to Date <i>(Claimants may have one or more Claim Type)</i>	138,570
1. Claimants Paid and Approved for Payment	57,676
2. Claimants Requiring Additional Information or Documentation	50,990
3. Claimants Referred to Government, Moratorium and Real Estate funds	1,654
4. Denied Claimants	133
5. Claimants Under Review (Emergency Advance Payment)	23,955
6. Claimants Under Review (for Final Claim only)	4,162

Claimants <i>(Claimants may have one or more Claim Type)</i>	No. of Claimants
1. Individual*	104,959
2. Business*	33,611
<i>*Individual v. Business classification is subject to change.</i>	
<i>Represented Claimants: 3,700</i>	
Total to Date	138,570

Claims by Emergency Or Final Payment	No. of Claims Paid or Approved for Payment	No. of Claims Paid	Amount Paid
1. Emergency Advance Payment (One Month)	7,075	7,039	\$ 61,055,775.88
2. Emergency Advance Payment (Six Months)	50,931	50,870	\$ 1,094,180,138.83
3. Final Claim*	0	0	\$ -
<i>*Review underway to determine whether claimant intended to file Final Claim.</i>			
Sub-Total to Date	58,006	57,909	\$ 1,155,235,914.71

Separate Fund for Real Estate Brokers and Agents			\$ 34,500,000.00
Total to Date			\$ 1,189,735,914.71

Claims by Category <i>(includes Individual and</i>	No. of Claims Paid	Amount Paid
1. Removal and Clean Up Costs	0	\$ -
2. Real or Personal Property	12	\$ 54,663.38
3. Lost Earnings or Profits	57,888	\$ 1,155,164,314.83
4. Loss of Subsistence Use of Natural Resources	5	\$ 13,000.00
5. Physical Injury / Death	4	\$ 3,936.50
Total to Date	57,909	\$ 1,155,235,914.71

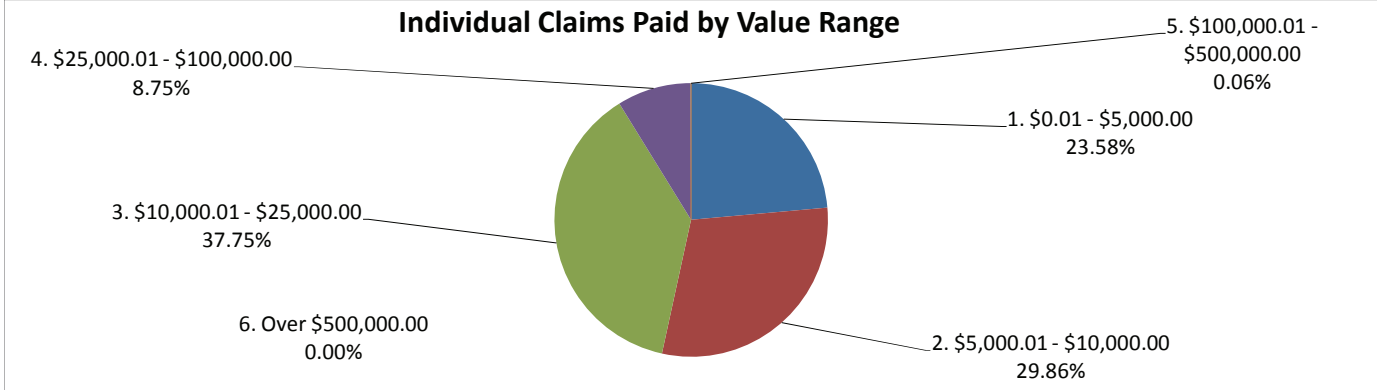
Claims by Type	No. of Claims Paid	No. of Claims Paid where Claimant Participated in BP Claims Process	No. of Claims Paid for new Claimants	Total Amount Paid
1. Individual	36,448	20,500	15,948	\$ 445,268,438.71
2. Business	21,461	18,285	3,176	\$ 709,967,476.00
Total to Date	57,909	38,785	19,124	\$ 1,155,235,914.71

GCCF Program Statistics - Overall Summary
(as of October 09, 2010, 5:05 PM ET)

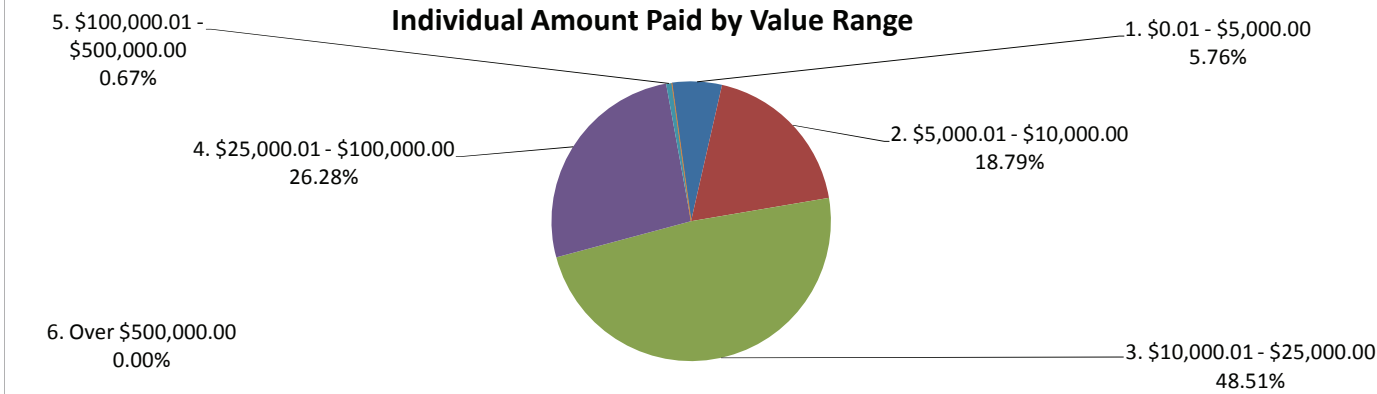
Individual Claims by Amount
(Claimants may have more than one Claim Type)

Claims by Amount	No. of Claims Paid	Amount Paid
1. \$0.01 - \$5,000.00	8594	\$ 25,629,010.39
2. \$5,000.01 - \$10,000.00	10882	\$ 83,659,899.94
3. \$10,000.01 - \$25,000.00	13758	\$ 215,980,600.00
4. \$25,000.01 - \$100,000.00	3191	\$ 117,037,128.38
5. \$100,000.01 - \$500,000.00	23	\$ 2,961,800.00
6. Over \$500,000.00	0	\$ -
Total to Date	36,448	\$ 445,268,438.71

Individual Claims Paid by Value Range



Individual Amount Paid by Value Range

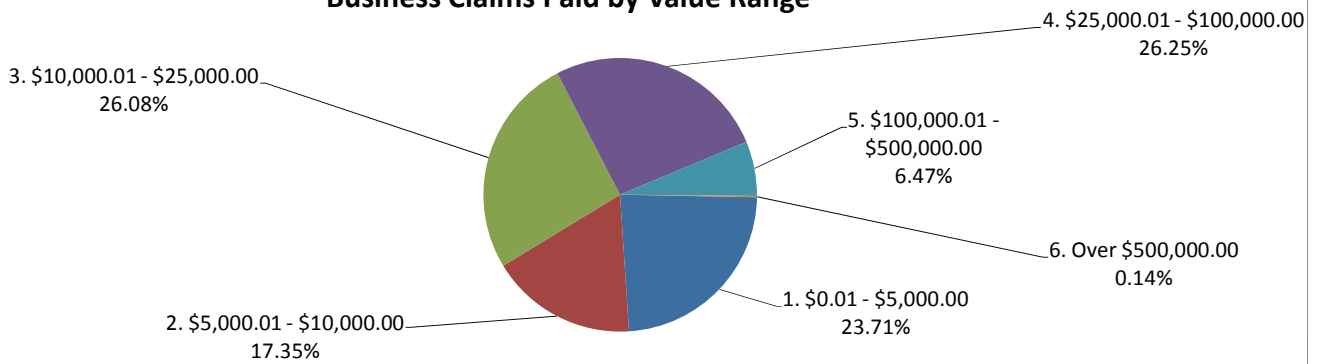


GCCF Program Statistics - Overall Summary
(as of October 09, 2010, 5:05 PM ET)

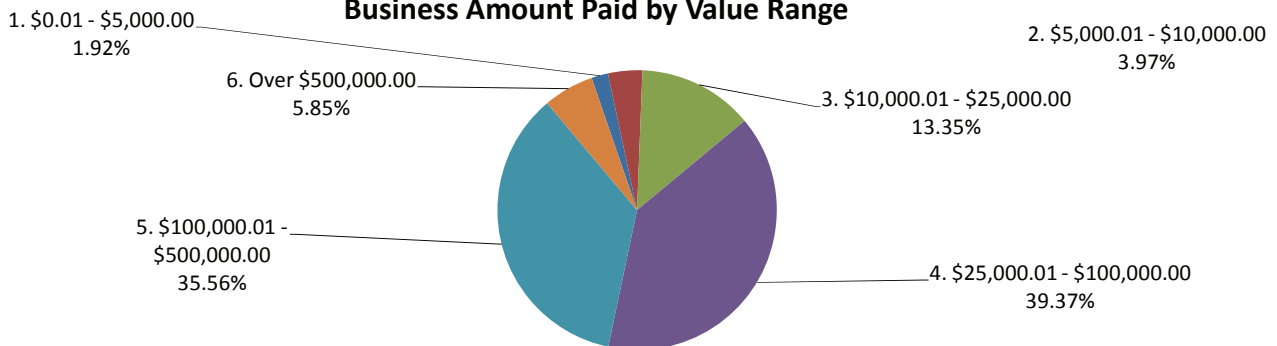
Business Claims by Amount
(Claimants may have more than one Claim Type)

Claims by Amount	No. of Claims Paid	Amount Paid
1. \$0.01 - \$5,000.00	5088	\$ 13,608,000.00
2. \$5,000.01 - \$10,000.00	3723	\$ 28,172,400.00
3. \$10,000.01 - \$25,000.00	5597	\$ 94,764,100.00
4. \$25,000.01 - \$100,000.00	5634	\$ 279,479,100.00
5. \$100,000.01 - \$500,000.00	1388	\$ 252,443,700.00
6. Over \$500,000.00	31	\$ 41,500,176.00
Total to Date	21,461	\$ 709,967,476.00

Business Claims Paid by Value Range



Business Amount Paid by Value Range



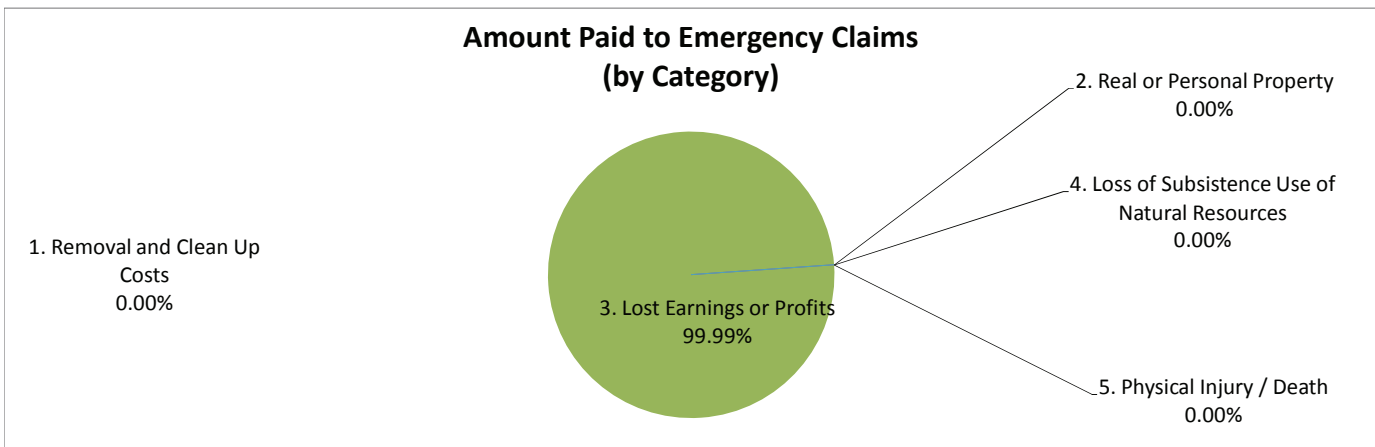
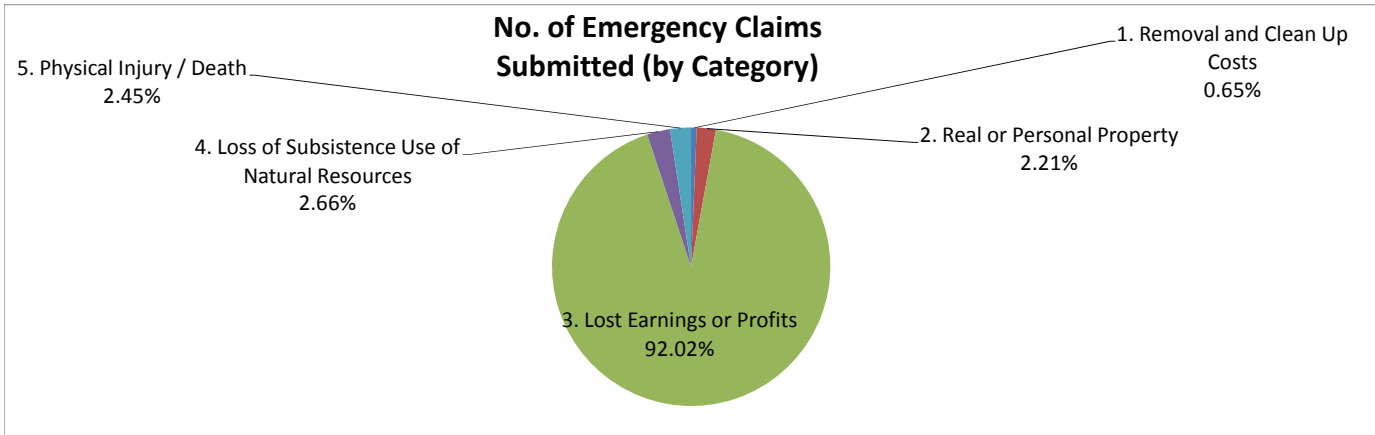
GCCF Program Statistics - Overall Summary

(as of October 09, 2010, 5:05 PM ET)

Emergency Advance Claim Counts by Category

(Claimants may have more than one Claim Type)

Claims for Emergency Advance Payment	Claims Submitted	No. of Claims Paid	Amount Paid
1. Removal and Clean Up Costs	935	0	\$ -
2. Real or Personal Property	3,193	12	\$ 54,663.38
3. Lost Earnings or Profits	132,740	57,888	\$ 1,155,164,314.83
4. Loss of Subsistence Use of Natural Resources	3,837	5	\$ 13,000.00
5. Physical Injury / Death	3,540	4	\$ 3,936.50
Total to Date	144,245	57,909	\$ 1,155,235,914.71



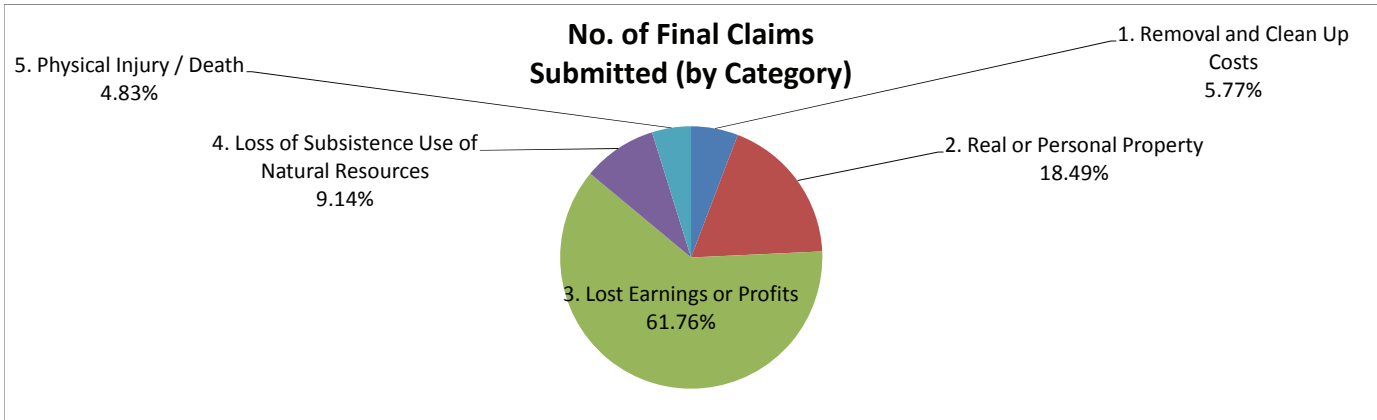
GCCF Program Statistics - Overall Summary

(as of October 09, 2010, 5:05 PM ET)

Final Payment Claim Counts by Category

(Claimants may have more than one Claim Type)

Claims Seeking Final Payment	Claims Submitted	No. of Claims Paid	Amount Paid
1. Removal and Clean Up Costs	340	0	\$ -
2. Real or Personal Property	1,090	0	\$ -
3. Lost Earnings or Profits	3,641	0	\$ -
4. Loss of Subsistence Use of Natural Resources	539	0	\$ -
5. Physical Injury / Death	285	0	\$ -
Total to Date	5,895	0	\$ -



Amount Paid to Final Claims (by Category)

No data to chart yet

GCCF Program Statistics - Overall Summary (as of October 09, 2010, 5:05 PM ET)

Claims by Category and Amount (Claimants may have more than one Claim Type)

Claims by Category and Amount	No. of Claims Paid	Amount Paid
1. Removal and Clean Up Costs		
a. \$0.01 - \$5,000.00	0	\$ -
b. \$5,000.01 - \$10,000.00	0	\$ -
c. \$10,000.01 - \$25,000.00	0	\$ -
d. \$25,000.01 - \$100,000.00	0	\$ -
e. \$100,000.01 - \$500,000.00	0	\$ -
f. Over \$500,000.00	0	\$ -
Sub-Total to Date	0	\$ -
2. Real or Personal Property		
a. \$0.01 - \$5,000.00	8	\$ 5,500.00
b. \$5,000.01 - \$10,000.00	3	\$ 22,600.00
c. \$10,000.01 - \$25,000.00	0	\$ -
d. \$25,000.01 - \$100,000.00	1	\$ 26,563.38
e. \$100,000.01 - \$500,000.00	0	\$ -
f. Over \$500,000.00	0	\$ -
Sub-Total to Date	12	\$ 54,663.38
3. Lost Earnings or Profits		
a. \$0.01 - \$5,000.00	13,665	\$ 39,214,573.89
b. \$5,000.01 - \$10,000.00	14,602	\$ 111,809,699.94
c. \$10,000.01 - \$25,000.00	19,355	\$ 310,744,700.00
d. \$25,000.01 - \$100,000.00	8,824	\$ 396,489,665.00
e. \$100,000.01 - \$500,000.00	1,411	\$ 255,405,500.00
f. Over \$500,000.00	31	\$ 41,500,176.00
Sub-Total to Date	57,888	\$ 1,155,164,314.83

GCCF Program Statistics - Overall Summary
(as of October 09, 2010, 5:05 PM ET)

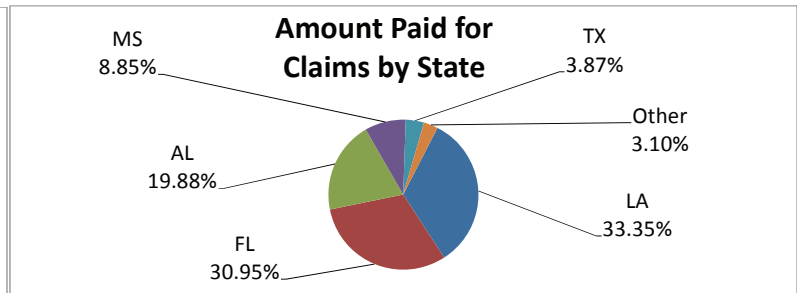
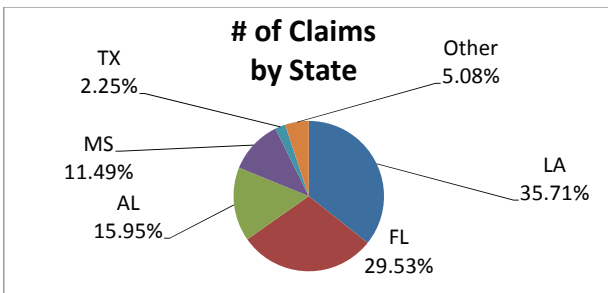
Claims by Category and Amount
(Claimants may have more than one Claim Type)

Claims by Category and Amount	No. of Claims Paid	Amount Paid
4. Loss of Subsistence Use of Natural Resources		
a. \$0.01 - \$5,000.00	5	\$ 13,000.00
b. \$5,000.01 - \$10,000.00	0	\$ -
c. \$10,000.01 - \$25,000.00	0	\$ -
d. \$25,000.01 - \$100,000.00	0	\$ -
e. \$100,000.01 - \$500,000.00	0	\$ -
f. Over \$500,000.00	0	\$ -
Sub-Total to Date	5	\$ 13,000.00
5. Physical Injury / Death		
a. \$0.01 - \$5,000.00	4	\$ 3,936.50
b. \$5,000.01 - \$10,000.00	0	\$ -
c. \$10,000.01 - \$25,000.00	0	\$ -
d. \$25,000.01 - \$100,000.00	0	\$ -
e. \$100,000.01 - \$500,000.00	0	\$ -
f. Over \$500,000.00	0	\$ -
Sub-Total to Date	4	\$ 3,936.50
6. Other Claims		
a. \$0.01 - \$5,000.00	0	\$ -
b. \$5,000.01 - \$10,000.00	0	\$ -
c. \$10,000.01 - \$25,000.00	0	\$ -
d. \$25,000.01 - \$100,000.00	0	\$ -
e. \$100,000.01 - \$500,000.00	0	\$ -
f. Over \$500,000.00	0	\$ -
Sub-Total to Date	0	\$ -
Total to Date	57,909	\$ 1,155,235,914.71

GCCCF Program Statistics - Overall Summary (as of October 09, 2010, 5:05 PM ET)

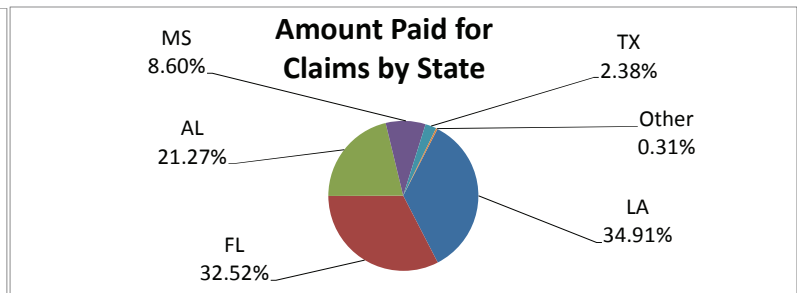
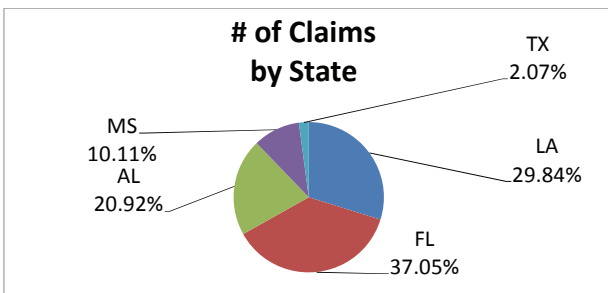
Claims by State of Residence (Claimants may have more than one Claim Type)

Claim State of Residence	Claims Submitted	No. of Claims Paid	Amount Paid
Louisiana	53,618	16,449	\$ 385,311,615.53
Florida	44,334	19,935	\$ 357,571,076.00
Alabama	23,941	11,826	\$ 229,672,628.32
Mississippi	17,246	4,872	\$ 102,204,394.86
Texas	3,372	1,490	\$ 44,714,900.00
Others	7,629	3,337	\$ 35,761,300.00
Total to Date	150,140	57,909	\$ 1,155,235,914.71



Claims by State of Loss (Claimants may have more than one Claim Type)

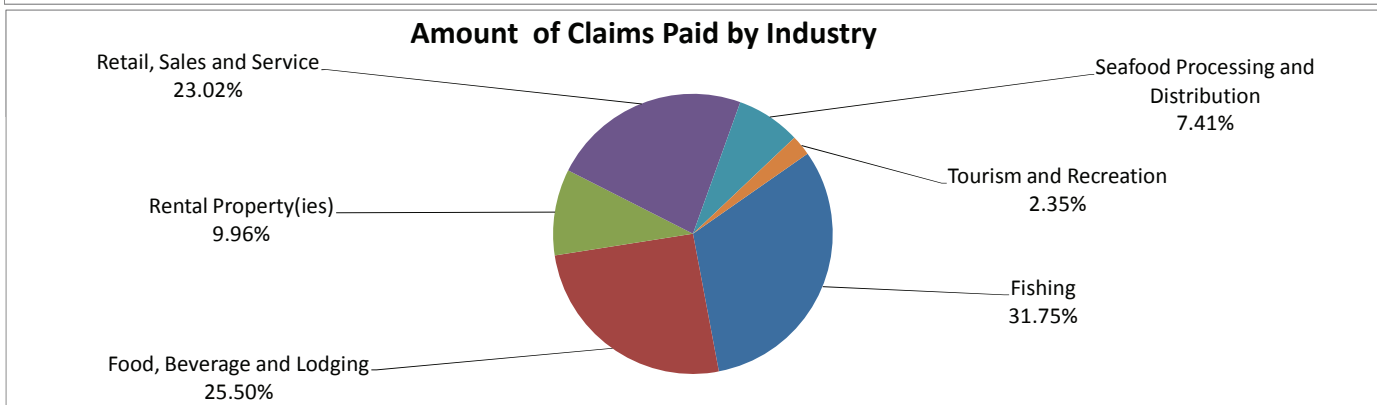
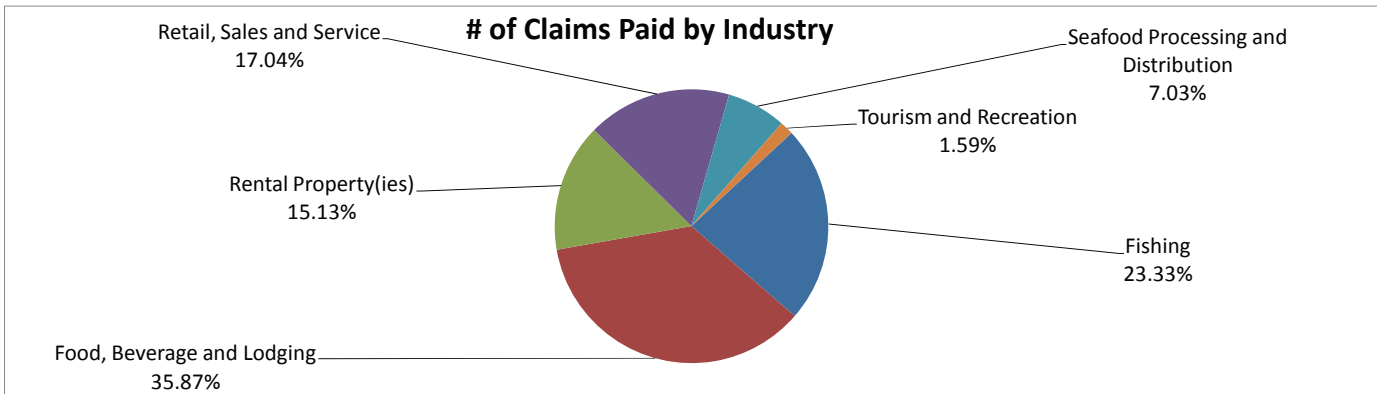
Claim State of Loss	Claims Submitted	No. of Claims Paid	Amount Paid
Louisiana	25,863	16,569	\$ 403,309,780.53
Florida	32,105	22,190	\$ 375,721,876.00
Alabama	18,132	13,220	\$ 245,696,199.94
Mississippi	8,760	4,653	\$ 99,368,458.36
Texas	1,798	1,115	\$ 27,522,700.00
Other State / Pending Location Verification		162	\$ 3,616,899.88
Total to Date		57,909	\$ 1,155,235,914.71



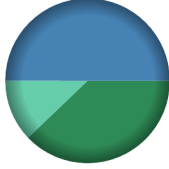
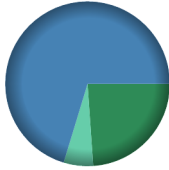



GCCF Program Statistics - Overall Summary
(as of October 09, 2010, 5:05 PM ET)

Lost Earnings or Profits Claims Paid by Industry
(Claimants may have more than one Claim Type)

Claims by Amount	No. of Claims Paid	Amount Paid
Fishing	13505	\$ 366,752,700.00
Food, Beverage and Lodging	20766	\$ 294,589,199.94
Rental Property(ies)	8761	\$ 115,110,176.00
Retail, Sales and Service	9867	\$ 265,888,180.32
Seafood Processing and Distribution	4067	\$ 85,642,358.57
Tourism and Recreation	922	\$ 27,181,700.00
Total to Date	57,888	\$ 1,155,164,314.83



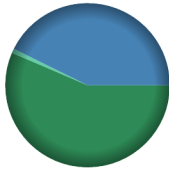
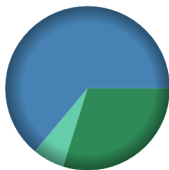



GCCF Program Statistics - Overall Summary (as of October 9, 2010, 5:05 PM ET)

County Name	Residents	Claimant Type	Claims Paid	Amount Paid	Payments in County
Acadia (Louisiana)	71	<u>Claimant Type</u>	<u>Claims Paid</u>	<u>Amount Paid</u>	Payments in County  <ul style="list-style-type: none"> ■ Resident ■ Loss ■ Both
		Resident of County	9	\$220,300.00	
		Resident and Loss in County	7	\$290,600.00	
		Claim Loss in County	4	\$70,900.00	
		Totals:	20	\$581,800.00	
Alachua (Florida)	38	<u>Claimant Type</u>	<u>Claims Paid</u>	<u>Amount Paid</u>	Payments in County  <ul style="list-style-type: none"> ■ Resident ■ Loss ■ Both
		Resident of County	9	\$49,500.00	
		Resident and Loss in County	5	\$145,600.00	
		Claim Loss in County	1	\$12,000.00	
		Totals:	15	\$207,100.00	
Allen (Louisiana)	21	<u>Claimant Type</u>	<u>Claims Paid</u>	<u>Amount Paid</u>	Payments in County  <ul style="list-style-type: none"> ■ Resident ■ Loss
		Resident of County	1	\$30,000.00	
		Claim Loss in County	2	\$41,800.00	
		Totals:	3	\$71,800.00	
Amite (Mississippi)	9	<u>Claimant Type</u>	<u>Claims Paid</u>	<u>Amount Paid</u>	Payments in County  <ul style="list-style-type: none"> ■ Resident
		Resident of County	1	\$22,100.00	
		Totals:	1	\$22,100.00	
Anderson (Texas)	1	<u>Claimant Type</u>	<u>Claims Paid</u>	<u>Amount Paid</u>	Payments in County  <ul style="list-style-type: none"> ■ Resident
		Resident of County	1	\$3,300.00	
		Totals:	1	\$3,300.00	


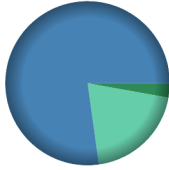

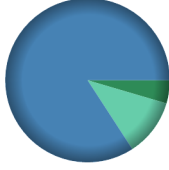

GCCF Program Statistics - Overall Summary

(as of October 9, 2010, 5:05 PM ET)

County	Total Claims	Claimant Type	Claims Paid	Amount Paid	Payments in County
Angelina (Texas)	8				 <ul style="list-style-type: none"> Resident
		Resident of County	1	\$6,500.00	
		Totals:	1	\$6,500.00	
Aransas (Texas)	22				 <ul style="list-style-type: none"> Loss Both
		Resident and Loss in County	4	\$113,300.00	
		Claim Loss in County	2	\$18,100.00	
		Totals:	6	\$131,400.00	
Ascension (Louisiana)	174				 <ul style="list-style-type: none"> Resident Loss Both
		Resident of County	30	\$400,900.00	
		Resident and Loss in County	10	\$302,900.00	
		Claim Loss in County	1	\$6,100.00	
Totals:	41	\$709,900.00			
Assumption (Louisiana)	105				 <ul style="list-style-type: none"> Resident Loss Both
		Resident of County	16	\$363,500.00	
		Resident and Loss in County	30	\$779,400.00	
		Claim Loss in County	5	\$76,000.00	
Totals:	51	\$1,218,900.00			
Autauga (Alabama)	17				 <ul style="list-style-type: none"> Resident
		Resident of County	8	\$80,800.00	
		Totals:	8	\$80,800.00	






GCCF Program Statistics - Overall Summary

(as of October 9, 2010, 5:05 PM ET)

County	Total Claims	Claimant Type	Claims Paid	Amount Paid	Payments in County
Avoyelles (Louisiana)	52	<u>Claimant Type</u>	<u>Claims Paid</u>	<u>Amount Paid</u>	Payments in County  <ul style="list-style-type: none"> ■ Resident ■ Both
		Resident of County	11	\$127,900.00	
		Resident and Loss in County	11	\$644,800.00	
		Totals:	22	\$772,700.00	
Baldwin (Alabama)	14,541	<u>Claimant Type</u>	<u>Claims Paid</u>	<u>Amount Paid</u>	Payments in County  <ul style="list-style-type: none"> ■ Resident ■ Loss ■ Both
		Resident of County	289	\$4,983,763.38	
		Resident and Loss in County	6,220	\$135,625,699.94	
		Claim Loss in County	3,095	\$35,072,000.00	
Totals:	9,604	\$175,681,463.32			
Barbour (Alabama)	9	<u>Claimant Type</u>	<u>Claims Paid</u>	<u>Amount Paid</u>	Payments in County  <ul style="list-style-type: none"> ■ Resident ■ Both
		Resident of County	1	\$19,400.00	
		Resident and Loss in County	1	\$76,400.00	
		Totals:	2	\$95,800.00	
Bay (Florida)	11,777	<u>Claimant Type</u>	<u>Claims Paid</u>	<u>Amount Paid</u>	Payments in County  <ul style="list-style-type: none"> ■ Resident ■ Loss ■ Both
		Resident of County	267	\$3,902,300.00	
		Resident and Loss in County	4,370	\$72,101,276.00	
		Claim Loss in County	900	\$9,668,400.00	
Totals:	5,537	\$85,671,976.00			
Beauregard (Louisiana)	16	<u>Claimant Type</u>	<u>Claims Paid</u>	<u>Amount Paid</u>	Payments in County  <ul style="list-style-type: none"> ■ Resident ■ Both
		Resident of County	2	\$73,900.00	
		Resident and Loss in County	4	\$81,800.00	
		Totals:	6	\$155,700.00	

GCCF Program Statistics - Overall Summary

(as of October 9, 2010, 5:05 PM ET)




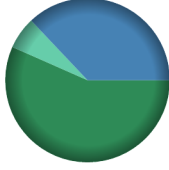

County	Total Claims	Claimant Type	Claims Paid	Amount Paid	Payments in County
Bexar (Texas)	33	<u>Claimant Type</u>	<u>Claims Paid</u>	<u>Amount Paid</u>	Payments in County  Resident Both
		Resident of County	9	\$124,800.00	
		Resident and Loss in County	2	\$182,000.00	
		Totals:	11	\$306,800.00	
Bibb (Alabama)	6	<u>Claimant Type</u>	<u>Claims Paid</u>	<u>Amount Paid</u>	Payments in County  Resident
		Resident of County	2	\$3,300.00	
		Totals:	2	\$3,300.00	
Blount (Alabama)	4	<u>Claimant Type</u>	<u>Claims Paid</u>	<u>Amount Paid</u>	Payments in County  Resident
		Resident of County	3	\$14,200.00	
		Totals:	3	\$14,200.00	
Bossier (Louisiana)	19	<u>Claimant Type</u>	<u>Claims Paid</u>	<u>Amount Paid</u>	Payments in County  Resident
		Resident of County	4	\$30,300.00	
		Totals:	4	\$30,300.00	
Bowie (Texas)	2	<u>Claimant Type</u>	<u>Claims Paid</u>	<u>Amount Paid</u>	Payments in County  Resident
		Resident of County	1	\$2,600.00	
		Totals:	1	\$2,600.00	

GCCF Program Statistics - Overall Summary (as of October 9, 2010, 5:05 PM ET)

County	Total Claims	Claimant Type	Claims Paid	Amount Paid	Payments in County
Brazoria (Texas)	88	<u>Claimant Type</u>	<u>Claims Paid</u>	<u>Amount Paid</u>	Payments in County
		Resident of County	11	\$287,800.00	
		Resident and Loss in County	19	\$769,700.00	
		Claim Loss in County	25	\$399,200.00	
Totals:	55	\$1,456,700.00			
Brazos (Texas)	4	<u>Claimant Type</u>	<u>Claims Paid</u>	<u>Amount Paid</u>	Payments in County
		Resident of County	1	\$18,000.00	
		Totals:	1	\$18,000.00	
Brevard (Florida)	68	<u>Claimant Type</u>	<u>Claims Paid</u>	<u>Amount Paid</u>	Payments in County
		Resident of County	7	\$126,500.00	
		Resident and Loss in County	8	\$262,100.00	
		Claim Loss in County	2	\$30,300.00	
Totals:	17	\$418,900.00			
Broward (Florida)	148	<u>Claimant Type</u>	<u>Claims Paid</u>	<u>Amount Paid</u>	Payments in County
		Resident of County	15	\$232,200.00	
		Resident and Loss in County	5	\$357,800.00	
		Claim Loss in County	8	\$164,400.00	
Totals:	28	\$754,400.00			
Brown (Texas)	1	<u>Claimant Type</u>	<u>Claims Paid</u>	<u>Amount Paid</u>	Payments in County
		Resident of County	1	\$8,600.00	
		Totals:	1	\$8,600.00	



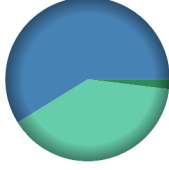
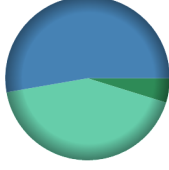
GCCF Program Statistics - Overall Summary

(as of October 9, 2010, 5:05 PM ET)

County	Total Claims	Claimant Type	Claims Paid	Amount Paid	Payments in County
Bullock (Alabama)	2	<u>Claimant Type</u>	<u>Claims Paid</u>	<u>Amount Paid</u>	Payments in County  <ul style="list-style-type: none"> Resident
		Resident of County	1	\$16,000.00	
		Totals:	1	\$16,000.00	
Butler (Alabama)	9	<u>Claimant Type</u>	<u>Claims Paid</u>	<u>Amount Paid</u>	Payments in County  <ul style="list-style-type: none"> Resident Loss Both
		Resident of County	2	\$8,600.00	
		Resident and Loss in County	1	\$5,400.00	
		Claim Loss in County	2	\$244,200.00	
Totals:	5	\$258,200.00			
Caddo (Louisiana)	38	<u>Claimant Type</u>	<u>Claims Paid</u>	<u>Amount Paid</u>	Payments in County  <ul style="list-style-type: none"> Resident
		Resident of County	11	\$104,600.00	
		Totals:	11	\$104,600.00	
Calcasieu (Louisiana)	438	<u>Claimant Type</u>	<u>Claims Paid</u>	<u>Amount Paid</u>	Payments in County  <ul style="list-style-type: none"> Resident Loss Both
		Resident of County	98	\$2,721,900.00	
		Resident and Loss in County	84	\$1,779,800.00	
		Claim Loss in County	18	\$304,400.00	
Totals:	200	\$4,806,100.00			
Caldwell (Louisiana)	6	<u>Claimant Type</u>	<u>Claims Paid</u>	<u>Amount Paid</u>	Payments in County  <ul style="list-style-type: none"> Resident
		Resident of County	1	\$5,000.00	
		Totals:	1	\$5,000.00	



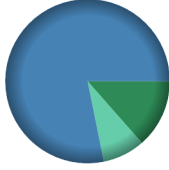


GCCF Program Statistics - Overall Summary

(as of October 9, 2010, 5:05 PM ET)

County	Total Claims	Claimant Type	Claims Paid	Amount Paid	Payments in County
Calhoun (Alabama)	37	<u>Claimant Type</u>	<u>Claims Paid</u>	<u>Amount Paid</u>	Payments in County  <ul style="list-style-type: none"> Resident
		Resident of County	15	\$168,300.00	
		Totals:	15	\$168,300.00	
		Calhoun (Florida)	47	<u>Claimant Type</u>	
Resident of County	13			\$151,200.00	
Resident and Loss in County	1			\$6,000.00	
Claim Loss in County	1			\$4,200.00	
Totals:	15	\$161,400.00			
Calhoun (Mississippi)	2	<u>Claimant Type</u>	<u>Claims Paid</u>	<u>Amount Paid</u>	Payments in County  <ul style="list-style-type: none"> Resident
		Resident of County	1	\$55,000.00	
		Totals:	1	\$55,000.00	
Calhoun (Texas)	55	<u>Claimant Type</u>	<u>Claims Paid</u>	<u>Amount Paid</u>	Payments in County  <ul style="list-style-type: none"> Resident Loss Both
		Resident of County	3	\$12,000.00	
		Resident and Loss in County	3	\$364,700.00	
		Claim Loss in County	22	\$243,400.00	
Totals:	28	\$620,100.00			
Cameron (Louisiana)	292	<u>Claimant Type</u>	<u>Claims Paid</u>	<u>Amount Paid</u>	Payments in County  <ul style="list-style-type: none"> Resident Loss Both
		Resident of County	16	\$257,400.00	
		Resident and Loss in County	119	\$2,830,000.00	
		Claim Loss in County	75	\$2,279,000.00	
Totals:	210	\$5,366,400.00			


GCCF Program Statistics - Overall Summary

(as of October 9, 2010, 5:05 PM ET)

County	Total Claims	Claimant Type	Claims Paid	Amount Paid	Payments in County	
Cameron (Texas)	92	<u>Claimant Type</u>	<u>Claims Paid</u>	<u>Amount Paid</u>	Payments in County 	
		Resident of County	9	\$222,200.00		Resident
		Resident and Loss in County	24	\$528,100.00		Both
		Totals:	33	\$750,300.00		
Chambers (Alabama)	4	<u>Claimant Type</u>	<u>Claims Paid</u>	<u>Amount Paid</u>	Payments in County 	
		Resident of County	2	\$27,000.00		Resident
		Totals:	2	\$27,000.00		
Chambers (Texas)	38	<u>Claimant Type</u>	<u>Claims Paid</u>	<u>Amount Paid</u>	Payments in County 	
		Resident of County	3	\$96,000.00		Resident
		Resident and Loss in County	14	\$555,100.00		Loss
		Claim Loss in County	3	\$59,000.00		Both
		Totals:	20	\$710,100.00		
Charlotte (Florida)	57	<u>Claimant Type</u>	<u>Claims Paid</u>	<u>Amount Paid</u>	Payments in County 	
		Resident and Loss in County	10	\$512,400.00		Loss
		Claim Loss in County	2	\$19,600.00		Both
		Totals:	12	\$532,000.00		
Cherokee (Alabama)	3	<u>Claimant Type</u>	<u>Claims Paid</u>	<u>Amount Paid</u>	Payments in County 	
		Resident of County	3	\$25,900.00		Resident
		Totals:	3	\$25,900.00		

GCCF Program Statistics - Overall Summary

(as of October 9, 2010, 5:05 PM ET)

County	Total Claims	Claimant Type	Claims Paid	Amount Paid	Payments in County
Cherokee (Texas)	2	<u>Claimant Type</u>	<u>Claims Paid</u>	<u>Amount Paid</u>	Payments in County  <ul style="list-style-type: none"> Resident
		Resident of County	1	\$1,700.00	
		Totals:	1	\$1,700.00	
Chickasaw (Mississippi)	1	<u>Claimant Type</u>	<u>Claims Paid</u>	<u>Amount Paid</u>	Payments in County  <ul style="list-style-type: none"> Resident
		Resident of County	1	\$6,000.00	
		Totals:	1	\$6,000.00	
Chilton (Alabama)	14	<u>Claimant Type</u>	<u>Claims Paid</u>	<u>Amount Paid</u>	Payments in County  <ul style="list-style-type: none"> Resident Both
		Resident of County	3	\$24,300.00	
		Resident and Loss in County	1	\$19,000.00	
		Totals:	4	\$43,300.00	
Choctaw (Alabama)	11	<u>Claimant Type</u>	<u>Claims Paid</u>	<u>Amount Paid</u>	Payments in County  <ul style="list-style-type: none"> Resident Both
		Resident of County	2	\$11,000.00	
		Resident and Loss in County	1	\$68,400.00	
		Totals:	3	\$79,400.00	
Citrus (Florida)	171	<u>Claimant Type</u>	<u>Claims Paid</u>	<u>Amount Paid</u>	Payments in County  <ul style="list-style-type: none"> Resident Loss Both
		Resident of County	19	\$336,300.00	
		Resident and Loss in County	66	\$1,170,600.00	
		Claim Loss in County	7	\$77,700.00	
		Totals:	92	\$1,584,600.00	




GCCF Program Statistics - Overall Summary

(as of October 9, 2010, 5:05 PM ET)

Claiborne (Louisiana)	2	<u>Claimant Type</u>	<u>Claims Paid</u>	<u>Amount Paid</u>	Payments in County  ■ Loss
		Claim Loss in County	1	\$80,400.00	
		Totals:	1	\$80,400.00	
Claiborne (Mississippi)	5	<u>Claimant Type</u>	<u>Claims Paid</u>	<u>Amount Paid</u>	Payments in County  ■ Resident
		Resident of County	1	\$17,600.00	
		Totals:	1	\$17,600.00	
Clarke (Alabama)	86	<u>Claimant Type</u>	<u>Claims Paid</u>	<u>Amount Paid</u>	Payments in County  ■ Resident ■ Loss ■ Both
		Resident of County	22	\$127,900.00	
		Resident and Loss in County	3	\$32,300.00	
		Claim Loss in County	3	\$47,400.00	
		Totals:	28	\$207,600.00	
Clarke (Mississippi)	16	<u>Claimant Type</u>	<u>Claims Paid</u>	<u>Amount Paid</u>	Payments in County  ■ Resident
		Resident of County	4	\$112,900.00	
		Totals:	4	\$112,900.00	
Clay (Alabama)	5	<u>Claimant Type</u>	<u>Claims Paid</u>	<u>Amount Paid</u>	Payments in County  ■ Resident
		Resident of County	3	\$22,700.00	
		Totals:	3	\$22,700.00	

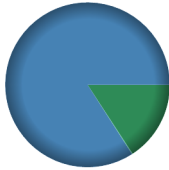




GCCF Program Statistics - Overall Summary

(as of October 9, 2010, 5:05 PM ET)

County	Total Claims	Claimant Type	Claims Paid	Amount Paid	Payments in County
Clay (Florida)	16	<u>Claimant Type</u>	<u>Claims Paid</u>	<u>Amount Paid</u>	Payments in County  <ul style="list-style-type: none"> ■ Resident ■ Loss ■ Both
		Resident of County	4	\$25,400.00	
		Resident and Loss in County	1	\$125,000.00	
		Claim Loss in County	1	\$18,700.00	
Totals:	6	\$169,100.00			
Cleburne (Alabama)	2	<u>Claimant Type</u>	<u>Claims Paid</u>	<u>Amount Paid</u>	Payments in County  <ul style="list-style-type: none"> ■ Resident
		Resident of County	1	\$3,000.00	
Totals:	1	\$3,000.00			
Coahoma (Mississippi)	2	<u>Claimant Type</u>	<u>Claims Paid</u>	<u>Amount Paid</u>	Payments in County  <ul style="list-style-type: none"> ■ Resident
		Resident of County	1	\$35,000.00	
Totals:	1	\$35,000.00			
Coffee (Alabama)	24	<u>Claimant Type</u>	<u>Claims Paid</u>	<u>Amount Paid</u>	Payments in County  <ul style="list-style-type: none"> ■ Resident ■ Both
		Resident of County	5	\$45,900.00	
		Resident and Loss in County	1	\$3,000.00	
		Totals:	6	\$48,900.00	
Colbert (Alabama)	28	<u>Claimant Type</u>	<u>Claims Paid</u>	<u>Amount Paid</u>	Payments in County  <ul style="list-style-type: none"> ■ Resident
		Resident of County	19	\$150,700.00	
Totals:	19	\$150,700.00			



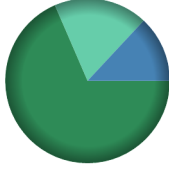


GCCF Program Statistics - Overall Summary

(as of October 9, 2010, 5:05 PM ET)

County	Total Claims	Claimant Type	Claims Paid	Amount Paid	Payments in County
Collier (Florida)	625	<u>Claimant Type</u>	<u>Claims Paid</u>	<u>Amount Paid</u>	Payments in County  <ul style="list-style-type: none"> ■ Resident ■ Loss ■ Both
		Resident of County	14	\$308,100.00	
		Resident and Loss in County	57	\$1,640,000.00	
		Claim Loss in County	2	\$2,200.00	
Totals:	73	\$1,950,300.00			
Collin (Texas)	53	<u>Claimant Type</u>	<u>Claims Paid</u>	<u>Amount Paid</u>	Payments in County  <ul style="list-style-type: none"> ■ Resident ■ Loss
		Resident of County	26	\$213,100.00	
		Claim Loss in County	3	\$102,100.00	
		Totals:	29	\$315,200.00	
Columbia (Florida)	7	<u>Claimant Type</u>	<u>Claims Paid</u>	<u>Amount Paid</u>	Payments in County  <ul style="list-style-type: none"> ■ Resident ■ Both
		Resident of County	3	\$71,500.00	
		Resident and Loss in County	1	\$40,000.00	
		Totals:	4	\$111,500.00	
Comal (Texas)	12	<u>Claimant Type</u>	<u>Claims Paid</u>	<u>Amount Paid</u>	Payments in County  <ul style="list-style-type: none"> ■ Resident
		Resident of County	7	\$137,600.00	
		Totals:	7	\$137,600.00	
Concordia (Louisiana)	15	<u>Claimant Type</u>	<u>Claims Paid</u>	<u>Amount Paid</u>	Payments in County  <ul style="list-style-type: none"> ■ Resident ■ Both
		Resident of County	2	\$21,700.00	
		Resident and Loss in County	2	\$70,000.00	
		Totals:	4	\$91,700.00	



GCCF Program Statistics - Overall Summary

(as of October 9, 2010, 5:05 PM ET)


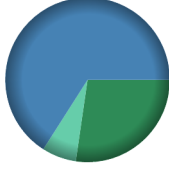
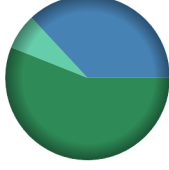
County (State)	Total Claims	Claimant Type	Claims Paid	Amount Paid	Payments in County
Conecuh (Alabama)	11	<u>Claimant Type</u>	<u>Claims Paid</u>	<u>Amount Paid</u>	Payments in County  <ul style="list-style-type: none"> Resident
		Resident of County	5	\$51,700.00	
		Totals:	5	\$51,700.00	
Coosa (Alabama)	3	<u>Claimant Type</u>	<u>Claims Paid</u>	<u>Amount Paid</u>	Payments in County  <ul style="list-style-type: none"> Resident Both
		Resident of County	2	\$10,800.00	
		Resident and Loss in County	1	\$150,000.00	
		Totals:	3	\$160,800.00	
Covington (Alabama)	40	<u>Claimant Type</u>	<u>Claims Paid</u>	<u>Amount Paid</u>	Payments in County  <ul style="list-style-type: none"> Resident Loss Both
		Resident of County	19	\$492,300.00	
		Resident and Loss in County	3	\$93,800.00	
		Claim Loss in County	2	\$132,500.00	
		Totals:	24	\$718,600.00	
Covington (Mississippi)	48	<u>Claimant Type</u>	<u>Claims Paid</u>	<u>Amount Paid</u>	Payments in County  <ul style="list-style-type: none"> Resident
		Resident of County	2	\$39,400.00	
		Totals:	2	\$39,400.00	
Crenshaw (Alabama)	12	<u>Claimant Type</u>	<u>Claims Paid</u>	<u>Amount Paid</u>	Payments in County  <ul style="list-style-type: none"> Loss Both
		Resident and Loss in County	1	\$1,500.00	
		Claim Loss in County	1	\$4,000.00	
		Totals:	2	\$5,500.00	

GCCF Program Statistics - Overall Summary

(as of October 9, 2010, 5:05 PM ET)

County (Alabama)	Total Claims	Claimant Type	Claims Paid	Amount Paid	Payments in County
Cullman (Alabama)	41	<u>Claimant Type</u>	<u>Claims Paid</u>	<u>Amount Paid</u>	Payments in County  Resident
		Resident of County	29	\$233,300.00	
		Totals:	29	\$233,300.00	
		Dale (Alabama)	16	<u>Claimant Type</u>	
Resident of County	7			\$58,100.00	
Resident and Loss in County	1			\$37,600.00	
Totals:	8			\$95,700.00	
Dallas (Alabama)	21	<u>Claimant Type</u>	<u>Claims Paid</u>	<u>Amount Paid</u>	Payments in County  Resident Both
		Resident of County	7	\$58,200.00	
		Resident and Loss in County	1	\$15,000.00	
		Totals:	8	\$73,200.00	
Dallas (Texas)	130	<u>Claimant Type</u>	<u>Claims Paid</u>	<u>Amount Paid</u>	Payments in County  Resident Loss Both
		Resident of County	25	\$260,100.00	
		Resident and Loss in County	1	\$24,000.00	
		Claim Loss in County	7	\$117,800.00	
Totals:	33	\$401,900.00			
Dekalb (Alabama)	18	<u>Claimant Type</u>	<u>Claims Paid</u>	<u>Amount Paid</u>	Payments in County  Resident Loss
		Resident of County	13	\$143,700.00	
		Claim Loss in County	1	\$10,800.00	
		Totals:	14	\$154,500.00	

GCCF Program Statistics - Overall Summary (as of October 9, 2010, 5:05 PM ET)

County	Total Claims	Claimant Type	Claims Paid	Amount Paid	Payments in County
Denton (Texas)	19	<u>Claimant Type</u>	<u>Claims Paid</u>	<u>Amount Paid</u>	Payments in County  Resident
		Resident of County	7	\$57,500.00	
		Totals:	7	\$57,500.00	
		Desoto (Mississippi)	22	<u>Claimant Type</u>	
Resident of County	14			\$113,300.00	
Totals:	14			\$113,300.00	
Dixie (Florida)	26			<u>Claimant Type</u>	<u>Claims Paid</u>
		Resident of County	1	\$3,000.00	
		Resident and Loss in County	11	\$278,000.00	
		Claim Loss in County	1	\$50,000.00	
		Totals:	13	\$331,000.00	
Duval (Florida)	144	<u>Claimant Type</u>	<u>Claims Paid</u>	<u>Amount Paid</u>	Payments in County  Resident Loss Both
		Resident of County	27	\$410,200.00	
		Resident and Loss in County	14	\$991,200.00	
		Claim Loss in County	5	\$101,400.00	
		Totals:	46	\$1,502,800.00	
E. Baton Rouge (Louisiana)	666	<u>Claimant Type</u>	<u>Claims Paid</u>	<u>Amount Paid</u>	Payments in County  Resident Loss Both
		Resident of County	115	\$1,868,900.00	
		Resident and Loss in County	40	\$1,232,000.00	
		Claim Loss in County	12	\$233,900.00	
		Totals:	167	\$3,334,800.00	

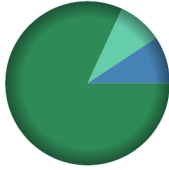
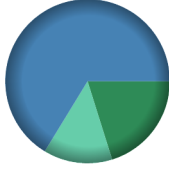



GCCF Program Statistics - Overall Summary

(as of October 9, 2010, 5:05 PM ET)



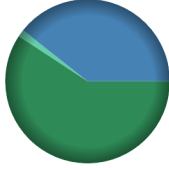
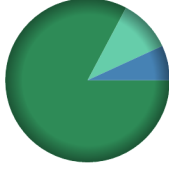

County	Count	Claimant Type	Claims Paid	Amount Paid	Payments in County
E. Feliciana (Louisiana)	11	<u>Claimant Type</u>	<u>Claims Paid</u>	<u>Amount Paid</u>	Payments in County
		Resident of County	1	\$2,500.00	
		Resident and Loss in County	3	\$71,900.00	
		Claim Loss in County	1	\$3,400.00	
Totals:	5	\$77,800.00			
Ector (Texas)	2	<u>Claimant Type</u>	<u>Claims Paid</u>	<u>Amount Paid</u>	Payments in County
		Resident of County	1	\$1,500.00	
		Totals:	1	\$1,500.00	
El Paso (Texas)	1	<u>Claimant Type</u>	<u>Claims Paid</u>	<u>Amount Paid</u>	Payments in County
		Resident of County	1	\$3,700.00	
		Totals:	1	\$3,700.00	
Ellis (Texas)	5	<u>Claimant Type</u>	<u>Claims Paid</u>	<u>Amount Paid</u>	Payments in County
		Resident of County	1	\$25,000.00	
		Totals:	1	\$25,000.00	
Elmore (Alabama)	28	<u>Claimant Type</u>	<u>Claims Paid</u>	<u>Amount Paid</u>	Payments in County
		Resident of County	17	\$159,800.00	
		Totals:	17	\$159,800.00	

GCCF Program Statistics - Overall Summary

(as of October 9, 2010, 5:05 PM ET)

County	Total Claims	Claimant Type	Claims Paid	Amount Paid	Payments in County
Escambia (Alabama)	84	<u>Claimant Type</u>	<u>Claims Paid</u>	<u>Amount Paid</u>	Payments in County  <ul style="list-style-type: none"> ■ Resident ■ Loss ■ Both
		Resident of County	23	\$347,800.00	
		Resident and Loss in County	4	\$39,600.00	
		Claim Loss in County	4	\$37,300.00	
Totals:			31	\$424,700.00	
Escambia (Florida)	7,636	<u>Claimant Type</u>	<u>Claims Paid</u>	<u>Amount Paid</u>	Payments in County  <ul style="list-style-type: none"> ■ Resident ■ Loss ■ Both
		Resident of County	1,078	\$13,232,500.00	
		Resident and Loss in County	2,375	\$43,483,800.00	
		Claim Loss in County	695	\$8,880,700.00	
Totals:			4,148	\$65,597,000.00	
Etowah (Alabama)	43	<u>Claimant Type</u>	<u>Claims Paid</u>	<u>Amount Paid</u>	Payments in County  <ul style="list-style-type: none"> ■ Resident
		Resident of County	25	\$434,600.00	
Totals:			25	\$434,600.00	
Evangeline (Louisiana)	25	<u>Claimant Type</u>	<u>Claims Paid</u>	<u>Amount Paid</u>	Payments in County  <ul style="list-style-type: none"> ■ Resident ■ Both
		Resident of County	4	\$61,900.00	
		Resident and Loss in County	4	\$70,300.00	
Totals:			8	\$132,200.00	
Fayette (Alabama)	7	<u>Claimant Type</u>	<u>Claims Paid</u>	<u>Amount Paid</u>	Payments in County  <ul style="list-style-type: none"> ■ Resident
		Resident of County	6	\$57,100.00	
Totals:			6	\$57,100.00	

GCCF Program Statistics - Overall Summary (as of October 9, 2010, 5:05 PM ET)

County	Total Claims	Claimant Type	Claims Paid	Amount Paid	Payments in County
Flagler (Florida)	4	<u>Claimant Type</u>	<u>Claims Paid</u>	<u>Amount Paid</u>	Payments in County  <ul style="list-style-type: none"> Resident
		Resident of County	2	\$65,400.00	
		Totals:	2	\$65,400.00	
Foard (Texas)	1	<u>Claimant Type</u>	<u>Claims Paid</u>	<u>Amount Paid</u>	Payments in County  <ul style="list-style-type: none"> Resident
		Resident of County	1	\$13,000.00	
		Totals:	1	\$13,000.00	
Forrest (Mississippi)	424	<u>Claimant Type</u>	<u>Claims Paid</u>	<u>Amount Paid</u>	Payments in County  <ul style="list-style-type: none"> Resident Loss Both
		Resident of County	34	\$417,200.00	
		Resident and Loss in County	7	\$276,800.00	
		Claim Loss in County	1	\$10,000.00	
		Totals:	42	\$704,000.00	
Fort Bend (Texas)	92	<u>Claimant Type</u>	<u>Claims Paid</u>	<u>Amount Paid</u>	Payments in County  <ul style="list-style-type: none"> Resident Loss Both
		Resident of County	26	\$1,149,800.00	
		Resident and Loss in County	5	\$95,400.00	
		Claim Loss in County	7	\$144,300.00	
		Totals:	38	\$1,389,500.00	
Franklin (Alabama)	6	<u>Claimant Type</u>	<u>Claims Paid</u>	<u>Amount Paid</u>	Payments in County  <ul style="list-style-type: none"> Resident
		Resident of County	3	\$19,700.00	
		Totals:	3	\$19,700.00	

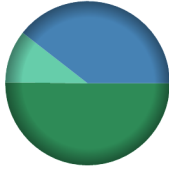

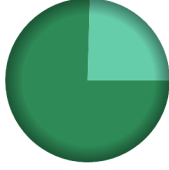

GCCF Program Statistics - Overall Summary

(as of October 9, 2010, 5:05 PM ET)

County	Total Claims	Claimant Type	Claims Paid	Amount Paid	Payments in County
Franklin (Florida)	1,528	<u>Claimant Type</u>	<u>Claims Paid</u>	<u>Amount Paid</u>	Payments in County
		Resident of County	29	\$306,500.00	
		Resident and Loss in County	911	\$10,277,000.00	
		Claim Loss in County	98	\$1,306,800.00	
Totals:		1,038	\$11,890,300.00		
Franklin (Louisiana)	4	<u>Claimant Type</u>	<u>Claims Paid</u>	<u>Amount Paid</u>	Payments in County
		Resident of County	2	\$28,000.00	
		Totals:	2	\$28,000.00	
Franklin (Mississippi)	4	<u>Claimant Type</u>	<u>Claims Paid</u>	<u>Amount Paid</u>	Payments in County
		Claim Loss in County	1	\$14,600.00	
		Totals:	1	\$14,600.00	
Gadsden (Florida)	34	<u>Claimant Type</u>	<u>Claims Paid</u>	<u>Amount Paid</u>	Payments in County
		Resident of County	7	\$149,900.00	
		Resident and Loss in County	2	\$44,200.00	
		Totals:	9	\$194,100.00	
Galveston (Texas)	771	<u>Claimant Type</u>	<u>Claims Paid</u>	<u>Amount Paid</u>	Payments in County
		Resident of County	99	\$2,700,100.00	
		Resident and Loss in County	259	\$6,393,200.00	
		Claim Loss in County	103	\$1,569,800.00	
Totals:		461	\$10,663,100.00		




GCCF Program Statistics - Overall Summary

(as of October 9, 2010, 5:05 PM ET)

County	Total Claims	Claimant Type	Claims Paid	Amount Paid	Payments in County
Geneva (Alabama)	28	<u>Claimant Type</u>	<u>Claims Paid</u>	<u>Amount Paid</u>	Payments in County  <ul style="list-style-type: none"> Resident
		Resident of County	5	\$61,300.00	
		Totals:	5	\$61,300.00	
George (Mississippi)	156	<u>Claimant Type</u>	<u>Claims Paid</u>	<u>Amount Paid</u>	Payments in County  <ul style="list-style-type: none"> Resident Loss Both
		Resident of County	31	\$665,800.00	
		Resident and Loss in County	13	\$523,500.00	
		Claim Loss in County	4	\$137,700.00	
		Totals:	48	\$1,327,000.00	
Grant (Louisiana)	9	<u>Claimant Type</u>	<u>Claims Paid</u>	<u>Amount Paid</u>	Payments in County  <ul style="list-style-type: none"> Resident Both
		Resident of County	1	\$15,500.00	
		Resident and Loss in County	1	\$15,000.00	
		Totals:	2	\$30,500.00	
Grayson (Texas)	2	<u>Claimant Type</u>	<u>Claims Paid</u>	<u>Amount Paid</u>	Payments in County  <ul style="list-style-type: none"> Resident Loss
		Resident of County	1	\$8,300.00	
		Claim Loss in County	1	\$2,700.00	
		Totals:	2	\$11,000.00	
Greene (Alabama)	5	<u>Claimant Type</u>	<u>Claims Paid</u>	<u>Amount Paid</u>	Payments in County  <ul style="list-style-type: none"> Resident
		Resident of County	4	\$22,900.00	
		Totals:	4	\$22,900.00	

GCCF Program Statistics - Overall Summary

(as of October 9, 2010, 5:05 PM ET)

County	Total Claims	Claimant Type	Claims Paid	Amount Paid	Payments in County	
Greene (Mississippi)	39	<u>Claimant Type</u>	<u>Claims Paid</u>	<u>Amount Paid</u>	Payments in County 	
		Resident of County	3	\$16,900.00		Resident
		Resident and Loss in County	3	\$18,900.00		Both
		Totals:	6	\$35,800.00		
Gregg (Texas)	3	<u>Claimant Type</u>	<u>Claims Paid</u>	<u>Amount Paid</u>	Payments in County 	
		Resident of County	3	\$25,600.00		Resident
		Totals:	3	\$25,600.00		
		Guadalupe (Texas)	2	<u>Claimant Type</u>		<u>Claims Paid</u>
Resident of County	2			\$42,600.00	Resident	
Totals:	2			\$42,600.00		
Gulf (Florida)	717			<u>Claimant Type</u>	<u>Claims Paid</u>	<u>Amount Paid</u>
		Resident of County	59	\$822,600.00	Resident	
		Resident and Loss in County	249	\$5,384,700.00	Loss	
		Claim Loss in County	78	\$1,043,300.00	Both	
		Totals:	386	\$7,250,600.00		
Hale (Alabama)	10	<u>Claimant Type</u>	<u>Claims Paid</u>	<u>Amount Paid</u>	Payments in County 	
		Resident of County	5	\$88,100.00		Resident
		Resident and Loss in County	1	\$1,800.00		Both
		Totals:	6	\$89,900.00		

GCCF Program Statistics - Overall Summary

(as of October 9, 2010, 5:05 PM ET)


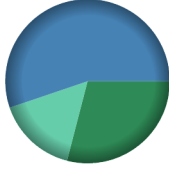

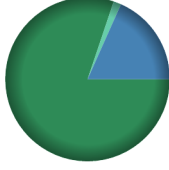

County	Total Claims	Claimant Type	Claims Paid	Amount Paid	Payments in County
Hancock (Mississippi)	1,509	<u>Claimant Type</u>	<u>Claims Paid</u>	<u>Amount Paid</u>	Payments in County
		Resident of County	107	\$1,876,500.00	
		Resident and Loss in County	495	\$10,884,800.00	
		Claim Loss in County	88	\$1,518,400.00	
Totals:	690	\$14,279,700.00			
Hardee (Florida)	1	<u>Claimant Type</u>	<u>Claims Paid</u>	<u>Amount Paid</u>	Payments in County
		Resident of County	1	\$3,000.00	
		Totals:	1	\$3,000.00	
Hardin (Texas)	4	<u>Claimant Type</u>	<u>Claims Paid</u>	<u>Amount Paid</u>	Payments in County
		Resident and Loss in County	1	\$10,000.00	
		Totals:	1	\$10,000.00	
Harris (Texas)	1,082	<u>Claimant Type</u>	<u>Claims Paid</u>	<u>Amount Paid</u>	Payments in County
		Resident of County	270	\$13,417,500.00	
		Resident and Loss in County	122	\$3,111,200.00	
		Claim Loss in County	98	\$1,758,100.00	
Totals:	490	\$18,286,800.00			
Harrison (Mississippi)	9,738	<u>Claimant Type</u>	<u>Claims Paid</u>	<u>Amount Paid</u>	Payments in County
		Resident of County	248	\$4,501,936.50	
		Resident and Loss in County	2,471	\$50,977,200.00	
		Claim Loss in County	500	\$7,896,900.00	
Totals:	3,219	\$63,376,036.50			

GCCF Program Statistics - Overall Summary


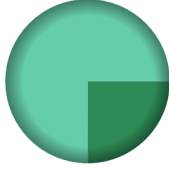
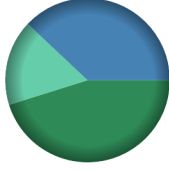
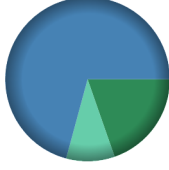

(as of October 9, 2010, 5:05 PM ET)

County	Total Claims	Claimant Type	Claims Paid	Amount Paid	Payments in County
Harrison (Texas)	1	<u>Claimant Type</u>	<u>Claims Paid</u>	<u>Amount Paid</u>	Payments in County  <ul style="list-style-type: none"> Resident
		Resident of County	1	\$2,500.00	
		Totals:	1	\$2,500.00	
Hays (Texas)	6	<u>Claimant Type</u>	<u>Claims Paid</u>	<u>Amount Paid</u>	Payments in County  <ul style="list-style-type: none"> Resident
		Resident of County	1	\$25,500.00	
		Totals:	1	\$25,500.00	
Henry (Alabama)	5	<u>Claimant Type</u>	<u>Claims Paid</u>	<u>Amount Paid</u>	Payments in County  <ul style="list-style-type: none"> Resident
		Resident of County	2	\$11,600.00	
		Totals:	2	\$11,600.00	
Hernando (Florida)	115	<u>Claimant Type</u>	<u>Claims Paid</u>	<u>Amount Paid</u>	Payments in County  <ul style="list-style-type: none"> Resident Loss Both
		Resident of County	19	\$326,300.00	
		Resident and Loss in County	34	\$925,700.00	
		Claim Loss in County	12	\$218,600.00	
		Totals:	65	\$1,470,600.00	
Hidalgo (Texas)	7	<u>Claimant Type</u>	<u>Claims Paid</u>	<u>Amount Paid</u>	Payments in County  <ul style="list-style-type: none"> Resident Loss Both
		Resident of County	2	\$9,000.00	
		Resident and Loss in County	1	\$6,000.00	
		Claim Loss in County	1	\$10,300.00	
		Totals:	4	\$25,300.00	

GCCF Program Statistics - Overall Summary (as of October 9, 2010, 5:05 PM ET)

Hill (Texas)	2	<u>Claimant Type</u>	<u>Claims Paid</u>	<u>Amount Paid</u>	Payments in County
		Resident of County	1	\$21,600.00	 <ul style="list-style-type: none"> ■ Resident
		Totals:	1	\$21,600.00	
<hr/>					
Hillsborough (Florida)	356	<u>Claimant Type</u>	<u>Claims Paid</u>	<u>Amount Paid</u>	Payments in County
		Resident of County	39	\$668,200.00	 <ul style="list-style-type: none"> ■ Resident ■ Loss ■ Both
		Resident and Loss in County	62	\$1,271,000.00	
		Claim Loss in County	7	\$362,600.00	
		Totals:	108	\$2,301,800.00	
<hr/>					
Hinds (Mississippi)	74	<u>Claimant Type</u>	<u>Claims Paid</u>	<u>Amount Paid</u>	Payments in County
		Resident of County	13	\$120,200.00	 <ul style="list-style-type: none"> ■ Resident ■ Loss ■ Both
		Resident and Loss in County	1	\$2,800.00	
		Claim Loss in County	3	\$80,200.00	
		Totals:	17	\$203,200.00	
<hr/>					
Holmes (Florida)	150	<u>Claimant Type</u>	<u>Claims Paid</u>	<u>Amount Paid</u>	Payments in County
		Resident of County	58	\$591,200.00	 <ul style="list-style-type: none"> ■ Resident ■ Loss ■ Both
		Resident and Loss in County	11	\$135,300.00	
		Claim Loss in County	2	\$11,100.00	
		Totals:	71	\$737,600.00	
<hr/>					
Hopkins (Texas)	1	<u>Claimant Type</u>	<u>Claims Paid</u>	<u>Amount Paid</u>	Payments in County
		Resident of County	1	\$9,700.00	 <ul style="list-style-type: none"> ■ Resident
		Totals:	1	\$9,700.00	

GCCF Program Statistics - Overall Summary (as of October 9, 2010, 5:05 PM ET)

County	Total Claims	Claimant Type	Claims Paid	Amount Paid	Payments in County
Houston (Alabama)	63	<u>Claimant Type</u>	<u>Claims Paid</u>	<u>Amount Paid</u>	Payments in County  <ul style="list-style-type: none"> ■ Resident ■ Both
		Resident of County	22	\$150,400.00	
		Resident and Loss in County	2	\$138,900.00	
		Totals:	24	\$289,300.00	
Humphreys (Mississippi)	3	<u>Claimant Type</u>	<u>Claims Paid</u>	<u>Amount Paid</u>	Payments in County  <ul style="list-style-type: none"> ■ Resident ■ Loss
		Resident of County	1	\$9,300.00	
		Claim Loss in County	1	\$28,000.00	
		Totals:	2	\$37,300.00	
Iberia (Louisiana)	532	<u>Claimant Type</u>	<u>Claims Paid</u>	<u>Amount Paid</u>	Payments in County  <ul style="list-style-type: none"> ■ Resident ■ Loss ■ Both
		Resident of County	234	\$5,255,300.00	
		Resident and Loss in County	185	\$4,418,000.00	
		Claim Loss in County	74	\$1,964,300.00	
Totals:	493	\$11,637,600.00			
Iberville (Louisiana)	67	<u>Claimant Type</u>	<u>Claims Paid</u>	<u>Amount Paid</u>	Payments in County  <ul style="list-style-type: none"> ■ Resident ■ Loss ■ Both
		Resident of County	7	\$143,700.00	
		Resident and Loss in County	16	\$517,500.00	
		Claim Loss in County	3	\$69,700.00	
Totals:	26	\$730,900.00			
Indian River (Florida)	12	<u>Claimant Type</u>	<u>Claims Paid</u>	<u>Amount Paid</u>	Payments in County  <ul style="list-style-type: none"> ■ Resident ■ Both
		Resident of County	1	\$21,100.00	
		Resident and Loss in County	2	\$86,300.00	
		Totals:	3	\$107,400.00	


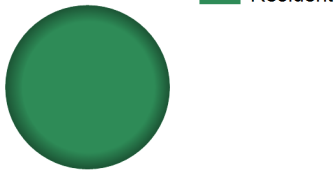
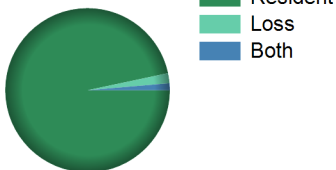
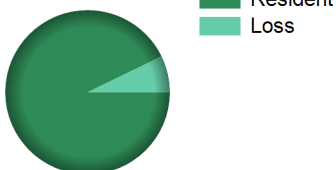
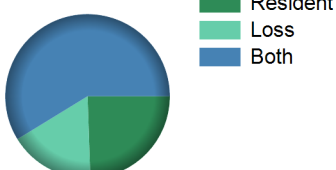
GCCF Program Statistics - Overall Summary

(as of October 9, 2010, 5:05 PM ET)

County	Count	Claimant Type	Claims Paid	Amount Paid	Payments in County
Itawamba (Mississippi)	1	Resident of County	1	\$6,000.00	 <ul style="list-style-type: none"> Resident
		Totals:	1	\$6,000.00	
		Jackson (Alabama)	13	Resident of County	
Claim Loss in County	1			\$14,500.00	
Totals:	9			\$80,000.00	
Jackson (Florida)	109	Resident of County	17	\$213,700.00	 <ul style="list-style-type: none"> Resident Loss Both
		Resident and Loss in County	3	\$96,000.00	
		Claim Loss in County	1	\$7,900.00	
Totals:	21	\$317,600.00			
Jackson (Louisiana)	2	Resident of County	1	\$18,600.00	 <ul style="list-style-type: none"> Resident Both
		Resident and Loss in County	1	\$4,500.00	
		Totals:	2	\$23,100.00	
Jackson (Mississippi)	3,789	Resident of County	342	\$5,252,900.00	 <ul style="list-style-type: none"> Resident Loss Both
		Resident and Loss in County	727	\$20,240,858.36	
		Claim Loss in County	270	\$4,897,100.00	
Totals:	1,339	\$30,390,858.36			

GCCF Program Statistics - Overall Summary

(as of October 9, 2010, 5:05 PM ET)

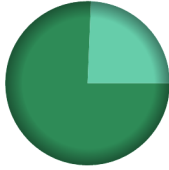




County	Total Claims	Claimant Type	Claims Paid	Amount Paid	Payments in County
Jasper (Mississippi)	22	<u>Claimant Type</u>	<u>Claims Paid</u>	<u>Amount Paid</u>	Payments in County 
		Resident and Loss in County	1	\$25,500.00	
		Totals:	1	\$25,500.00	
Jasper (Texas)	8	<u>Claimant Type</u>	<u>Claims Paid</u>	<u>Amount Paid</u>	Payments in County 
		Resident of County	3	\$145,700.00	
		Totals:	3	\$145,700.00	
Jefferson (Alabama)	419	<u>Claimant Type</u>	<u>Claims Paid</u>	<u>Amount Paid</u>	Payments in County 
		Resident of County	264	\$2,673,600.00	
		Resident and Loss in County	3	\$37,700.00	
		Claim Loss in County	2	\$54,800.00	
		Totals:	269	\$2,766,100.00	
Jefferson (Florida)	8	<u>Claimant Type</u>	<u>Claims Paid</u>	<u>Amount Paid</u>	Payments in County 
		Resident of County	2	\$77,200.00	
		Claim Loss in County	1	\$6,000.00	
		Totals:	3	\$83,200.00	
Jefferson (Louisiana)	14,955	<u>Claimant Type</u>	<u>Claims Paid</u>	<u>Amount Paid</u>	Payments in County 
		Resident of County	1,348	\$22,568,380.32	
		Resident and Loss in County	2,271	\$54,207,300.00	
		Claim Loss in County	843	\$15,470,085.21	
		Totals:	4,462	\$92,245,765.53	

GCCF Program Statistics - Overall Summary

(as of October 9, 2010, 5:05 PM ET)

County	Total Claims	Claimant Type	Claims Paid	Amount Paid	Payments in County
Jefferson (Texas)	498	<u>Claimant Type</u>	<u>Claims Paid</u>	<u>Amount Paid</u>	Payments in County
		Resident of County	89	\$2,733,100.00	
		Resident and Loss in County	221	\$5,133,000.00	
		Claim Loss in County	54	\$996,800.00	
		Totals:	364	\$8,862,900.00	
Jefferson Davis (Louisiana)	35	<u>Claimant Type</u>	<u>Claims Paid</u>	<u>Amount Paid</u>	Payments in County
		Resident of County	4	\$40,600.00	
		Resident and Loss in County	8	\$177,100.00	
		Claim Loss in County	2	\$65,000.00	
		Totals:	14	\$282,700.00	
Jim Hogg (Texas)	1	<u>Claimant Type</u>	<u>Claims Paid</u>	<u>Amount Paid</u>	Payments in County
		Claim Loss in County	1	\$32,400.00	
		Totals:	1	\$32,400.00	
Jim Wells (Texas)	1	<u>Claimant Type</u>	<u>Claims Paid</u>	<u>Amount Paid</u>	Payments in County
		Resident and Loss in County	1	\$79,900.00	
		Totals:	1	\$79,900.00	
Johnson (Texas)	7	<u>Claimant Type</u>	<u>Claims Paid</u>	<u>Amount Paid</u>	Payments in County
		Resident of County	3	\$111,000.00	
		Totals:	3	\$111,000.00	

GCCF Program Statistics - Overall Summary (as of October 9, 2010, 5:05 PM ET)






County	Total Claims	Claimant Type	Claims Paid	Amount Paid	Payments in County
Jones (Mississippi)	75	<u>Claimant Type</u>	<u>Claims Paid</u>	<u>Amount Paid</u>	Payments in County  <ul style="list-style-type: none"> Resident Both
		Resident of County	10	\$155,500.00	
		Resident and Loss in County	1	\$50,000.00	
		Totals:	11	\$205,500.00	
Kemper (Mississippi)	4	<u>Claimant Type</u>	<u>Claims Paid</u>	<u>Amount Paid</u>	Payments in County  <ul style="list-style-type: none"> Loss
		Claim Loss in County	2	\$22,200.00	
		Totals:	2	\$22,200.00	
Kendall (Texas)	2	<u>Claimant Type</u>	<u>Claims Paid</u>	<u>Amount Paid</u>	Payments in County  <ul style="list-style-type: none"> Resident
		Resident of County	2	\$15,700.00	
		Totals:	2	\$15,700.00	
Kleberg (Texas)	1	<u>Claimant Type</u>	<u>Claims Paid</u>	<u>Amount Paid</u>	Payments in County  <ul style="list-style-type: none"> Resident
		Resident of County	1	\$32,400.00	
		Totals:	1	\$32,400.00	
Lafayette (Florida)	3	<u>Claimant Type</u>	<u>Claims Paid</u>	<u>Amount Paid</u>	Payments in County  <ul style="list-style-type: none"> Both
		Resident and Loss in County	1	\$226,700.00	
		Totals:	1	\$226,700.00	

GCCF Program Statistics - Overall Summary (as of October 9, 2010, 5:05 PM ET)

County	Total Claims	Claimant Type	Claims Paid	Amount Paid	Payments in County
Lafayette (Louisiana)	699	<u>Claimant Type</u>	<u>Claims Paid</u>	<u>Amount Paid</u>	
		Resident of County	163	\$4,034,100.00	
		Resident and Loss in County	99	\$2,860,300.00	
		Claim Loss in County	63	\$1,523,800.00	
Totals:	325	\$8,418,200.00			
Lafayette (Mississippi)	9	<u>Claimant Type</u>	<u>Claims Paid</u>	<u>Amount Paid</u>	
		Resident of County	6	\$76,000.00	
		Totals:	6	\$76,000.00	
Lafourche (Louisiana)	1,824	<u>Claimant Type</u>	<u>Claims Paid</u>	<u>Amount Paid</u>	
		Resident of County	156	\$3,195,400.00	
		Resident and Loss in County	862	\$27,672,800.00	
		Claim Loss in County	178	\$4,125,880.32	
Totals:	1,196	\$34,994,080.32			
Lake (Florida)	24	<u>Claimant Type</u>	<u>Claims Paid</u>	<u>Amount Paid</u>	
		Resident of County	6	\$45,900.00	
		Resident and Loss in County	4	\$53,900.00	
Totals:	10	\$99,800.00			
Lamar (Mississippi)	100	<u>Claimant Type</u>	<u>Claims Paid</u>	<u>Amount Paid</u>	
		Resident of County	6	\$96,900.00	
		Resident and Loss in County	1	\$9,500.00	
		Claim Loss in County	2	\$34,000.00	
Totals:	9	\$140,400.00			

GCCF Program Statistics - Overall Summary

(as of October 9, 2010, 5:05 PM ET)

County	Total Claims	Claimant Type	Claims Paid	Amount Paid	Payments in County
Lamar (Texas)	1	<u>Claimant Type</u>	<u>Claims Paid</u>	<u>Amount Paid</u>	Payments in County  Resident
		Resident of County	1	\$3,200.00	
		Totals:	1	\$3,200.00	
Lauderdale (Alabama)	21	<u>Claimant Type</u>	<u>Claims Paid</u>	<u>Amount Paid</u>	Payments in County  Resident
		Resident of County	12	\$106,600.00	
		Totals:	12	\$106,600.00	
Lauderdale (Mississippi)	44	<u>Claimant Type</u>	<u>Claims Paid</u>	<u>Amount Paid</u>	Payments in County  Resident
		Resident of County	15	\$92,800.00	
		Totals:	15	\$92,800.00	
Lawrence (Alabama)	7	<u>Claimant Type</u>	<u>Claims Paid</u>	<u>Amount Paid</u>	Payments in County  Resident Loss
		Resident of County	2	\$21,200.00	
		Claim Loss in County	1	\$1,400.00	
		Totals:	3	\$22,600.00	
Lawrence (Mississippi)	52	<u>Claimant Type</u>	<u>Claims Paid</u>	<u>Amount Paid</u>	Payments in County  Loss Both
		Resident and Loss in County	5	\$67,500.00	
		Claim Loss in County	2	\$18,500.00	
		Totals:	7	\$86,000.00	

GCCF Program Statistics - Overall Summary


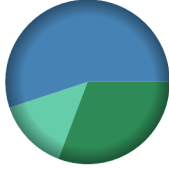
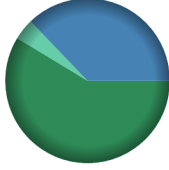


(as of October 9, 2010, 5:05 PM ET)

County	Total Claims	Claimant Type	Claims Paid	Amount Paid	Payments in County
Leake (Mississippi)	9	<u>Claimant Type</u>	<u>Claims Paid</u>	<u>Amount Paid</u>	Payments in County  <ul style="list-style-type: none"> Resident
		Resident of County	2	\$63,000.00	
		Totals:	2	\$63,000.00	
Lee (Alabama)	56	<u>Claimant Type</u>	<u>Claims Paid</u>	<u>Amount Paid</u>	Payments in County  <ul style="list-style-type: none"> Resident
		Resident of County	28	\$226,700.00	
		Totals:	28	\$226,700.00	
Lee (Florida)	339	<u>Claimant Type</u>	<u>Claims Paid</u>	<u>Amount Paid</u>	Payments in County  <ul style="list-style-type: none"> Resident Loss Both
		Resident of County	12	\$166,900.00	
		Resident and Loss in County	41	\$1,109,700.00	
		Claim Loss in County	4	\$47,300.00	
		Totals:	57	\$1,323,900.00	
Lee (Mississippi)	13	<u>Claimant Type</u>	<u>Claims Paid</u>	<u>Amount Paid</u>	Payments in County  <ul style="list-style-type: none"> Resident
		Resident of County	5	\$55,800.00	
		Totals:	5	\$55,800.00	
Leflore (Mississippi)	2	<u>Claimant Type</u>	<u>Claims Paid</u>	<u>Amount Paid</u>	Payments in County  <ul style="list-style-type: none"> Resident
		Resident of County	1	\$7,800.00	
		Totals:	1	\$7,800.00	

GCCF Program Statistics - Overall Summary (as of October 9, 2010, 5:05 PM ET)



County	Total Claims	Claimant Type	Claims Paid	Amount Paid	Payments in County			
Leon (Florida)	239	<u>Claimant Type</u>	<u>Claims Paid</u>	<u>Amount Paid</u>				
		Resident of County	72	\$1,114,100.00				
		Resident and Loss in County	6	\$95,700.00				
		Claim Loss in County	4	\$50,300.00				
Totals:			82	\$1,260,100.00				
Levy (Florida)	126	<u>Claimant Type</u>	<u>Claims Paid</u>	<u>Amount Paid</u>				
		Resident of County	10	\$232,900.00				
		Resident and Loss in County	58	\$1,373,500.00				
		Claim Loss in County	7	\$239,900.00				
Totals:			75	\$1,846,300.00				
Liberty (Florida)	40	<u>Claimant Type</u>	<u>Claims Paid</u>	<u>Amount Paid</u>				
		Resident of County	14	\$132,900.00				
		Resident and Loss in County	4	\$29,800.00				
		Totals:				18	\$162,700.00	
Liberty (Texas)	8	<u>Claimant Type</u>	<u>Claims Paid</u>	<u>Amount Paid</u>				
		Resident of County	1	\$21,500.00				
		Resident and Loss in County	1	\$75,000.00				
		Totals:				2	\$96,500.00	
Limestone (Alabama)	36	<u>Claimant Type</u>	<u>Claims Paid</u>	<u>Amount Paid</u>				
		Resident of County	24	\$303,400.00				
		Totals:				24	\$303,400.00	

GCCF Program Statistics - Overall Summary (as of October 9, 2010, 5:05 PM ET)

County	Total Claims	Claimant Type	Claims Paid	Amount Paid	Payments in County
Lincoln (Louisiana)	8				 <ul style="list-style-type: none"> Resident
		Resident of County	4	\$133,100.00	
		Totals:	4	\$133,100.00	
Lincoln (Mississippi)	20				 <ul style="list-style-type: none"> Resident Loss Both
		Resident of County	4	\$12,400.00	
		Resident and Loss in County	1	\$22,200.00	
		Claim Loss in County	1	\$5,700.00	
Totals:	6	\$40,300.00			
Livingston (Louisiana)	168				 <ul style="list-style-type: none"> Resident Loss Both
		Resident of County	41	\$890,600.00	
		Resident and Loss in County	18	\$564,200.00	
		Claim Loss in County	3	\$63,000.00	
Totals:	62	\$1,517,800.00			
Lowndes (Mississippi)	25				 <ul style="list-style-type: none"> Resident Both
		Resident of County	10	\$102,500.00	
		Resident and Loss in County	1	\$2,400.00	
		Totals:	11	\$104,900.00	
Lubbock (Texas)	2				 <ul style="list-style-type: none"> Resident
		Resident of County	1	\$2,400.00	
		Totals:	1	\$2,400.00	

GCCF Program Statistics - Overall Summary

(as of October 9, 2010, 5:05 PM ET)

County	Total Claims	Claimant Type	Claims Paid	Amount Paid	Payments in County
Macon (Alabama)	3	<u>Claimant Type</u>	<u>Claims Paid</u>	<u>Amount Paid</u>	Payments in County  <ul style="list-style-type: none"> Resident
		Resident of County	1	\$1,000.00	
		Totals:	1	\$1,000.00	
Madison (Alabama)	180	<u>Claimant Type</u>	<u>Claims Paid</u>	<u>Amount Paid</u>	Payments in County  <ul style="list-style-type: none"> Resident Loss Both
		Resident of County	114	\$1,368,900.00	
		Resident and Loss in County	1	\$48,000.00	
		Claim Loss in County	1	\$3,000.00	
		Totals:	116	\$1,419,900.00	
Madison (Florida)	6	<u>Claimant Type</u>	<u>Claims Paid</u>	<u>Amount Paid</u>	Payments in County  <ul style="list-style-type: none"> Resident Loss
		Resident of County	1	\$2,100.00	
		Claim Loss in County	1	\$1,200.00	
		Totals:	2	\$3,300.00	
Madison (Louisiana)	1	<u>Claimant Type</u>	<u>Claims Paid</u>	<u>Amount Paid</u>	Payments in County  <ul style="list-style-type: none"> Resident
		Resident of County	1	\$16,200.00	
		Totals:	1	\$16,200.00	
Madison (Mississippi)	59	<u>Claimant Type</u>	<u>Claims Paid</u>	<u>Amount Paid</u>	Payments in County  <ul style="list-style-type: none"> Resident Both
		Resident of County	26	\$281,700.00	
		Resident and Loss in County	3	\$52,400.00	
		Totals:	29	\$334,100.00	

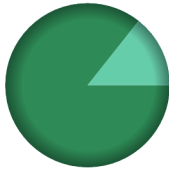

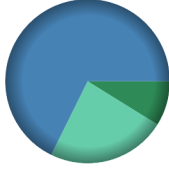

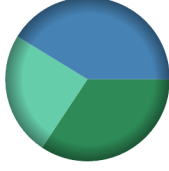
GCCF Program Statistics - Overall Summary

(as of October 9, 2010, 5:05 PM ET)

County	Total Claims	Claimant Type	Claims Paid	Amount Paid	Payments in County
Manatee (Florida)	165	<u>Claimant Type</u>	<u>Claims Paid</u>	<u>Amount Paid</u>	Payments in County
		Resident of County	13	\$379,500.00	
		Resident and Loss in County	27	\$896,400.00	
		Claim Loss in County	7	\$243,800.00	
Totals:	47	\$1,519,700.00			
Marengo (Alabama)	16	<u>Claimant Type</u>	<u>Claims Paid</u>	<u>Amount Paid</u>	Payments in County
		Resident of County	11	\$71,100.00	
		Totals:	11	\$71,100.00	
Marion (Alabama)	4	<u>Claimant Type</u>	<u>Claims Paid</u>	<u>Amount Paid</u>	Payments in County
		Resident of County	1	\$1,200.00	
		Totals:	1	\$1,200.00	
Marion (Florida)	34	<u>Claimant Type</u>	<u>Claims Paid</u>	<u>Amount Paid</u>	Payments in County
		Resident of County	8	\$104,400.00	
		Resident and Loss in County	1	\$35,400.00	
		Claim Loss in County	1	\$26,000.00	
Totals:	10	\$165,800.00			
Marion (Mississippi)	152	<u>Claimant Type</u>	<u>Claims Paid</u>	<u>Amount Paid</u>	Payments in County
		Resident of County	5	\$125,600.00	
		Resident and Loss in County	6	\$135,300.00	
		Claim Loss in County	1	\$18,000.00	
Totals:	12	\$278,900.00			



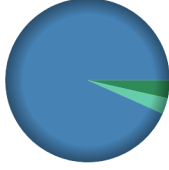

GCCF Program Statistics - Overall Summary

(as of October 9, 2010, 5:05 PM ET)

County	Total Claims	Claimant Type	Claims Paid	Amount Paid	Payments in County
Marshall (Alabama)	44	<u>Claimant Type</u>	<u>Claims Paid</u>	<u>Amount Paid</u>	Payments in County  <ul style="list-style-type: none"> ■ Resident ■ Both
		Resident of County	20	\$222,300.00	
		Resident and Loss in County	1	\$37,200.00	
		Totals:	21	\$259,500.00	
Martin (Florida)	18	<u>Claimant Type</u>	<u>Claims Paid</u>	<u>Amount Paid</u>	Payments in County  <ul style="list-style-type: none"> ■ Resident ■ Both
		Resident of County	1	\$2,200.00	
		Resident and Loss in County	5	\$109,500.00	
		Totals:	6	\$111,700.00	
Matagorda (Texas)	130	<u>Claimant Type</u>	<u>Claims Paid</u>	<u>Amount Paid</u>	Payments in County  <ul style="list-style-type: none"> ■ Resident ■ Loss ■ Both
		Resident of County	11	\$291,900.00	
		Resident and Loss in County	55	\$2,233,000.00	
		Claim Loss in County	11	\$773,100.00	
Totals:	77	\$3,298,000.00			
McLennan (Texas)	11	<u>Claimant Type</u>	<u>Claims Paid</u>	<u>Amount Paid</u>	Payments in County  <ul style="list-style-type: none"> ■ Resident
		Resident of County	4	\$77,300.00	
		Totals:	4	\$77,300.00	
Miami-dade (Florida)	203	<u>Claimant Type</u>	<u>Claims Paid</u>	<u>Amount Paid</u>	Payments in County  <ul style="list-style-type: none"> ■ Resident ■ Loss ■ Both
		Resident of County	15	\$284,900.00	
		Resident and Loss in County	8	\$342,400.00	
		Claim Loss in County	8	\$202,700.00	
Totals:	31	\$830,000.00			

GCCF Program Statistics - Overall Summary

(as of October 9, 2010, 5:05 PM ET)

County	Total Claims	Claimant Type	Claims Paid	Amount Paid	Payments in County
Milam (Texas)	1	<u>Claimant Type</u>	<u>Claims Paid</u>	<u>Amount Paid</u>	Payments in County  <ul style="list-style-type: none"> Resident
		Resident of County	1	\$5,800.00	
		Totals:	1	\$5,800.00	
		Mobile (Alabama)	9,586	<u>Claimant Type</u>	
Resident of County	567			\$8,505,565.00	
Resident and Loss in County	3,464			\$65,444,500.00	
Claim Loss in County	364			\$7,438,600.00	
Totals:	4,395	\$81,388,665.00			
Monroe (Alabama)	69	<u>Claimant Type</u>	<u>Claims Paid</u>	<u>Amount Paid</u>	Payments in County  <ul style="list-style-type: none"> Resident Both
		Resident of County	33	\$568,600.00	
		Resident and Loss in County	11	\$150,400.00	
		Totals:	44	\$719,000.00	
Monroe (Florida)	948	<u>Claimant Type</u>	<u>Claims Paid</u>	<u>Amount Paid</u>	Payments in County  <ul style="list-style-type: none"> Resident Loss Both
		Resident of County	11	\$271,800.00	
		Resident and Loss in County	235	\$7,170,000.00	
		Claim Loss in County	11	\$241,300.00	
Totals:	257	\$7,683,100.00			
Monroe (Mississippi)	10	<u>Claimant Type</u>	<u>Claims Paid</u>	<u>Amount Paid</u>	Payments in County  <ul style="list-style-type: none"> Resident
		Resident of County	7	\$86,700.00	
		Totals:	7	\$86,700.00	

GCCF Program Statistics - Overall Summary

(as of October 9, 2010, 5:05 PM ET)

County	Total Claims	Claimant Type	Claims Paid	Amount Paid	Payments in County
Montgomery (Alabama)	148	<u>Claimant Type</u>	<u>Claims Paid</u>	<u>Amount Paid</u>	
		Resident of County	73	\$799,400.00	
		Resident and Loss in County	3	\$241,700.00	
		Totals:	76	\$1,041,100.00	
Montgomery (Mississippi)	1	<u>Claimant Type</u>	<u>Claims Paid</u>	<u>Amount Paid</u>	
		Resident of County	1	\$20,000.00	
		Totals:	1	\$20,000.00	
		Montgomery (Texas)	67	<u>Claimant Type</u>	
Resident of County	16			\$299,700.00	
Resident and Loss in County	2			\$70,700.00	
Totals:	18			\$370,400.00	
Morgan (Alabama)	67	<u>Claimant Type</u>	<u>Claims Paid</u>	<u>Amount Paid</u>	
		Resident of County	40	\$402,600.00	
		Totals:	40	\$402,600.00	
		Nacogdoches (Texas)	12	<u>Claimant Type</u>	
Resident of County	1			\$41,600.00	
Claim Loss in County	4			\$250,400.00	
Totals:	5			\$292,000.00	

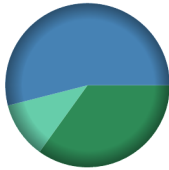
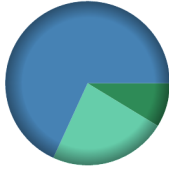


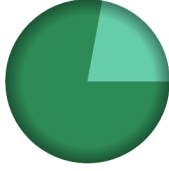
GCCF Program Statistics - Overall Summary

(as of October 9, 2010, 5:05 PM ET)

County	Total Claims	Claimant Type	Claims Paid	Amount Paid	Payments in County
Nassau (Florida)	8	<u>Claimant Type</u>	<u>Claims Paid</u>	<u>Amount Paid</u>	Payments in County  <ul style="list-style-type: none"> ■ Resident ■ Loss ■ Both
		Resident of County	2	\$58,700.00	
		Resident and Loss in County	2	\$31,100.00	
		Claim Loss in County	1	\$1,700.00	
Totals:	5	\$91,500.00			
Natchitoches (Louisiana)	8	<u>Claimant Type</u>	<u>Claims Paid</u>	<u>Amount Paid</u>	Payments in County  <ul style="list-style-type: none"> ■ Resident ■ Both
		Resident of County	3	\$61,000.00	
		Resident and Loss in County	2	\$48,400.00	
		Totals:	5	\$109,400.00	
Neshoba (Mississippi)	13	<u>Claimant Type</u>	<u>Claims Paid</u>	<u>Amount Paid</u>	Payments in County  <ul style="list-style-type: none"> ■ Resident ■ Loss
		Resident of County	1	\$138,900.00	
		Claim Loss in County	1	\$6,000.00	
		Totals:	2	\$144,900.00	
Newton (Mississippi)	7	<u>Claimant Type</u>	<u>Claims Paid</u>	<u>Amount Paid</u>	Payments in County  <ul style="list-style-type: none"> ■ Resident
		Resident of County	2	\$80,000.00	
		Totals:	2	\$80,000.00	
Noxubee (Mississippi)	4	<u>Claimant Type</u>	<u>Claims Paid</u>	<u>Amount Paid</u>	Payments in County  <ul style="list-style-type: none"> ■ Resident
		Resident of County	1	\$8,800.00	
		Totals:	1	\$8,800.00	

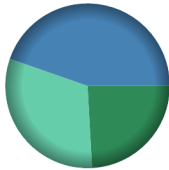
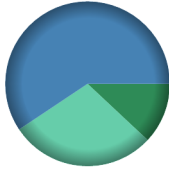


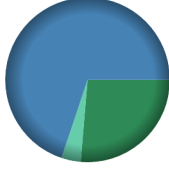
GCCF Program Statistics - Overall Summary

(as of October 9, 2010, 5:05 PM ET)

County	Total Claims	Claimant Type	Claims Paid	Amount Paid	Payments in County
Nueces (Texas)	32	<u>Claimant Type</u>	<u>Claims Paid</u>	<u>Amount Paid</u>	Payments in County  <ul style="list-style-type: none"> ■ Resident ■ Loss ■ Both
		Resident of County	3	\$47,800.00	
		Resident and Loss in County	3	\$73,900.00	
		Claim Loss in County	1	\$15,200.00	
Totals:	7	\$136,900.00			
Okaloosa (Florida)	11,133	<u>Claimant Type</u>	<u>Claims Paid</u>	<u>Amount Paid</u>	Payments in County  <ul style="list-style-type: none"> ■ Resident ■ Loss ■ Both
		Resident of County	721	\$10,091,400.00	
		Resident and Loss in County	4,134	\$79,064,600.00	
		Claim Loss in County	2,096	\$26,839,200.00	
Totals:	6,951	\$115,995,200.00			
Okeechobee (Florida)	5	<u>Claimant Type</u>	<u>Claims Paid</u>	<u>Amount Paid</u>	Payments in County  <ul style="list-style-type: none"> ■ Loss
		Claim Loss in County	1	\$5,000.00	
Totals:	1	\$5,000.00			
Oktibbeha (Mississippi)	12	<u>Claimant Type</u>	<u>Claims Paid</u>	<u>Amount Paid</u>	Payments in County  <ul style="list-style-type: none"> ■ Resident
		Resident of County	8	\$64,000.00	
Totals:	8	\$64,000.00			
Orange (Florida)	141	<u>Claimant Type</u>	<u>Claims Paid</u>	<u>Amount Paid</u>	Payments in County  <ul style="list-style-type: none"> ■ Resident ■ Both
		Resident of County	36	\$652,700.00	
		Resident and Loss in County	6	\$185,000.00	
		Totals:	42	\$837,700.00	

GCCF Program Statistics - Overall Summary

(as of October 9, 2010, 5:05 PM ET)

County	Total Claims	Claimant Type	Claims Paid	Amount Paid	Payments in County
Orange (Texas)	49	<u>Claimant Type</u>	<u>Claims Paid</u>	<u>Amount Paid</u>	Payments in County  <ul style="list-style-type: none"> ■ Resident ■ Loss ■ Both
		Resident of County	12	\$168,400.00	
		Resident and Loss in County	9	\$311,600.00	
		Claim Loss in County	12	\$217,600.00	
Totals:	33	\$697,600.00			
Orleans (Louisiana)	20,841	<u>Claimant Type</u>	<u>Claims Paid</u>	<u>Amount Paid</u>	Payments in County  <ul style="list-style-type: none"> ■ Resident ■ Loss ■ Both
		Resident of County	617	\$10,567,300.00	
		Resident and Loss in County	3,326	\$52,411,000.00	
		Claim Loss in County	1,554	\$25,330,300.00	
Totals:	5,497	\$88,308,600.00			
Osceola (Florida)	9	<u>Claimant Type</u>	<u>Claims Paid</u>	<u>Amount Paid</u>	Payments in County  <ul style="list-style-type: none"> ■ Resident
		Resident of County	2	\$15,400.00	
Totals:	2	\$15,400.00			
Ouachita (Louisiana)	53	<u>Claimant Type</u>	<u>Claims Paid</u>	<u>Amount Paid</u>	Payments in County  <ul style="list-style-type: none"> ■ Resident ■ Both
		Resident of County	20	\$186,600.00	
		Resident and Loss in County	4	\$87,600.00	
Totals:	24	\$274,200.00			
Palm Beach (Florida)	107	<u>Claimant Type</u>	<u>Claims Paid</u>	<u>Amount Paid</u>	Payments in County  <ul style="list-style-type: none"> ■ Resident ■ Loss ■ Both
		Resident of County	10	\$168,700.00	
		Resident and Loss in County	8	\$447,500.00	
		Claim Loss in County	3	\$24,300.00	
Totals:	21	\$640,500.00			

GCCF Program Statistics - Overall Summary (as of October 9, 2010, 5:05 PM ET)

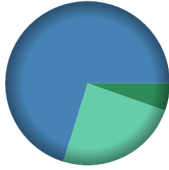

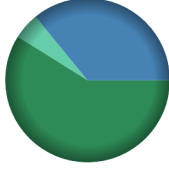


County	Count	Claimant Type	Claims Paid	Amount Paid	Payments in County
Panola (Mississippi)	3				<ul style="list-style-type: none"> Resident
		Resident of County	2	\$14,700.00	
		Totals:	2	\$14,700.00	
Parker (Texas)	3				<ul style="list-style-type: none"> Resident
		Resident of County	1	\$5,800.00	
		Totals:	1	\$5,800.00	
Pasco (Florida)	286				<ul style="list-style-type: none"> Resident Loss Both
		Resident of County	50	\$865,400.00	
		Resident and Loss in County	71	\$1,960,700.00	
		Claim Loss in County	9	\$163,400.00	
		Totals:	130	\$2,989,500.00	
Pearl River (Mississippi)	279				<ul style="list-style-type: none"> Resident Loss Both
		Resident of County	62	\$954,000.00	
		Resident and Loss in County	15	\$540,100.00	
		Claim Loss in County	1	\$44,000.00	
Totals:	78	\$1,538,100.00			
Perry (Alabama)	3				<ul style="list-style-type: none"> Loss
		Claim Loss in County	1	\$35,000.00	
		Totals:	1	\$35,000.00	

GCCF Program Statistics - Overall Summary

(as of October 9, 2010, 5:05 PM ET)






County	Total Claims	Claimant Type	Claims Paid	Amount Paid	Payments in County
Perry (Mississippi)	30				
		Resident of County	2	\$71,600.00	
		Resident and Loss in County	3	\$44,200.00	
		Totals:	5	\$115,800.00	
Pickens (Alabama)	10				
		Resident of County	4	\$29,000.00	
		Totals:	4	\$29,000.00	
Pike (Alabama)	16				
		Resident of County	4	\$28,000.00	
		Totals:	4	\$28,000.00	
Pike (Mississippi)	56				
		Resident of County	12	\$146,700.00	
		Resident and Loss in County	1	\$12,600.00	
		Claim Loss in County	1	\$12,000.00	
Totals:	14	\$171,300.00			
Pinellas (Florida)	1,239				
		Resident of County	35	\$1,271,400.00	
		Resident and Loss in County	156	\$3,723,400.00	
		Claim Loss in County	51	\$1,004,900.00	
Totals:	242	\$5,999,700.00			

GCCF Program Statistics - Overall Summary (as of October 9, 2010, 5:05 PM ET)

County	Total Claims	Claimant Type	Claims Paid	Amount Paid	Payments in County
Plaquemines (Louisiana)	2,785	<u>Claimant Type</u>	<u>Claims Paid</u>	<u>Amount Paid</u>	Payments in County  <ul style="list-style-type: none"> ■ Resident ■ Loss ■ Both
		Resident of County	95	\$3,354,600.00	
		Resident and Loss in County	1,004	\$43,617,000.00	
		Claim Loss in County	514	\$15,148,900.00	
Totals:		1,613	\$62,120,500.00		
Pointe Coupee (Louisiana)	24	<u>Claimant Type</u>	<u>Claims Paid</u>	<u>Amount Paid</u>	Payments in County  <ul style="list-style-type: none"> ■ Resident ■ Both
		Resident of County	4	\$52,400.00	
		Resident and Loss in County	2	\$37,000.00	
		Totals:		6	
Polk (Florida)	42	<u>Claimant Type</u>	<u>Claims Paid</u>	<u>Amount Paid</u>	Payments in County  <ul style="list-style-type: none"> ■ Resident ■ Loss ■ Both
		Resident of County	8	\$104,700.00	
		Resident and Loss in County	5	\$63,800.00	
		Claim Loss in County	1	\$9,200.00	
Totals:		14	\$177,700.00		
Polk (Texas)	4	<u>Claimant Type</u>	<u>Claims Paid</u>	<u>Amount Paid</u>	Payments in County  <ul style="list-style-type: none"> ■ Resident
		Resident of County	1	\$80,700.00	
		Totals:		1	
Putnam (Florida)	8	<u>Claimant Type</u>	<u>Claims Paid</u>	<u>Amount Paid</u>	Payments in County  <ul style="list-style-type: none"> ■ Both
		Resident and Loss in County	2	\$51,500.00	
		Totals:		2	



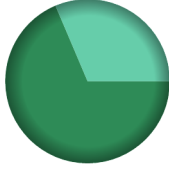
GCCF Program Statistics - Overall Summary

(as of October 9, 2010, 5:05 PM ET)

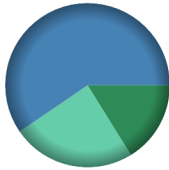
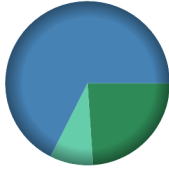



County	Total Claims	Claimant Type	Claims Paid	Amount Paid	Payments in County
Randolph (Alabama)	7	<u>Claimant Type</u>	<u>Claims Paid</u>	<u>Amount Paid</u>	Payments in County  <ul style="list-style-type: none"> Resident
		Resident of County	4	\$50,300.00	
		Totals:	4	\$50,300.00	
Rankin (Mississippi)	48	<u>Claimant Type</u>	<u>Claims Paid</u>	<u>Amount Paid</u>	Payments in County  <ul style="list-style-type: none"> Resident
		Resident of County	22	\$398,200.00	
		Totals:	22	\$398,200.00	
Rapides (Louisiana)	83	<u>Claimant Type</u>	<u>Claims Paid</u>	<u>Amount Paid</u>	Payments in County  <ul style="list-style-type: none"> Resident Both
		Resident of County	16	\$302,100.00	
		Resident and Loss in County	5	\$305,100.00	
Totals:	21	\$607,200.00			
Richland (Louisiana)	4	<u>Claimant Type</u>	<u>Claims Paid</u>	<u>Amount Paid</u>	Payments in County  <ul style="list-style-type: none"> Resident
		Resident of County	3	\$29,000.00	
		Totals:	3	\$29,000.00	
Rockwall (Texas)	5	<u>Claimant Type</u>	<u>Claims Paid</u>	<u>Amount Paid</u>	Payments in County  <ul style="list-style-type: none"> Resident
		Resident of County	3	\$13,000.00	
		Totals:	3	\$13,000.00	

GCCF Program Statistics - Overall Summary




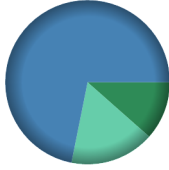
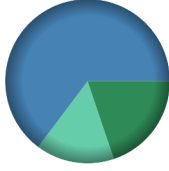
(as of October 9, 2010, 5:05 PM ET)

County	Total Claims	Claimant Type	Claims Paid	Amount Paid	Payments in County
Russell (Alabama)	10	<u>Claimant Type</u>	<u>Claims Paid</u>	<u>Amount Paid</u>	Payments in County  Resident
		Resident of County	2	\$21,100.00	
		Totals:	2	\$21,100.00	
Sabine (Louisiana)	8	<u>Claimant Type</u>	<u>Claims Paid</u>	<u>Amount Paid</u>	Payments in County  Resident
		Resident of County	1	\$16,800.00	
		Totals:	1	\$16,800.00	
Sabine (Texas)	1	<u>Claimant Type</u>	<u>Claims Paid</u>	<u>Amount Paid</u>	Payments in County  Resident
		Resident of County	1	\$40,000.00	
		Totals:	1	\$40,000.00	
San Jacinto (Texas)	5	<u>Claimant Type</u>	<u>Claims Paid</u>	<u>Amount Paid</u>	Payments in County  Resident Loss
		Resident of County	2	\$49,200.00	
		Claim Loss in County	1	\$22,500.00	
		Totals:	3	\$71,700.00	
San Patricio (Texas)	20	<u>Claimant Type</u>	<u>Claims Paid</u>	<u>Amount Paid</u>	Payments in County  Both
		Resident and Loss in County	3	\$115,300.00	
		Totals:	3	\$115,300.00	

GCCF Program Statistics - Overall Summary (as of October 9, 2010, 5:05 PM ET)




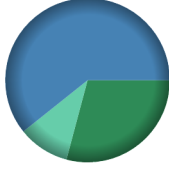

County	Total Claims	Claimant Type	Claims Paid	Amount Paid	Payments in County
Santa Rosa (Florida)	3,999	<u>Claimant Type</u>	<u>Claims Paid</u>	<u>Amount Paid</u>	Payments in County  <ul style="list-style-type: none"> ■ Resident ■ Loss ■ Both
		Resident of County	525	\$6,621,500.00	
		Resident and Loss in County	1,102	\$24,393,200.00	
		Claim Loss in County	817	\$9,942,800.00	
Totals:	2,444	\$40,957,500.00			
Sarasota (Florida)	172	<u>Claimant Type</u>	<u>Claims Paid</u>	<u>Amount Paid</u>	Payments in County  <ul style="list-style-type: none"> ■ Resident ■ Loss ■ Both
		Resident of County	6	\$59,900.00	
		Resident and Loss in County	6	\$169,000.00	
		Claim Loss in County	3	\$21,300.00	
Totals:	15	\$250,200.00			
Scott (Mississippi)	22	<u>Claimant Type</u>	<u>Claims Paid</u>	<u>Amount Paid</u>	Payments in County  <ul style="list-style-type: none"> ■ Resident
		Resident of County	6	\$58,000.00	
		Totals:	6	\$58,000.00	
Seminole (Florida)	36	<u>Claimant Type</u>	<u>Claims Paid</u>	<u>Amount Paid</u>	Payments in County  <ul style="list-style-type: none"> ■ Resident
		Resident of County	9	\$74,500.00	
		Totals:	9	\$74,500.00	
Sharkey (Mississippi)	1	<u>Claimant Type</u>	<u>Claims Paid</u>	<u>Amount Paid</u>	Payments in County  <ul style="list-style-type: none"> ■ Resident
		Resident of County	1	\$4,800.00	
		Totals:	1	\$4,800.00	

GCCF Program Statistics - Overall Summary (as of October 9, 2010, 5:05 PM ET)

County	Total Claims	Claimant Type	Claims Paid	Amount Paid	Payments in County
Shelby (Alabama)	173	<u>Claimant Type</u>	<u>Claims Paid</u>	<u>Amount Paid</u>	Payments in County  <ul style="list-style-type: none"> ■ Resident ■ Loss ■ Both
		Resident of County	104	\$1,016,900.00	
		Resident and Loss in County	2	\$23,500.00	
		Claim Loss in County	1	\$28,800.00	
Totals:	107	\$1,069,200.00			
Simpson (Mississippi)	27	<u>Claimant Type</u>	<u>Claims Paid</u>	<u>Amount Paid</u>	Payments in County  <ul style="list-style-type: none"> ■ Resident
		Resident of County	2	\$36,200.00	
		Totals:	2	\$36,200.00	
Smith (Texas)	4	<u>Claimant Type</u>	<u>Claims Paid</u>	<u>Amount Paid</u>	Payments in County  <ul style="list-style-type: none"> ■ Resident
		Resident of County	1	\$35,200.00	
		Totals:	1	\$35,200.00	
St. Bernard (Louisiana)	1,839	<u>Claimant Type</u>	<u>Claims Paid</u>	<u>Amount Paid</u>	Payments in County  <ul style="list-style-type: none"> ■ Resident ■ Loss ■ Both
		Resident of County	181	\$3,037,100.00	
		Resident and Loss in County	584	\$18,928,200.00	
		Claim Loss in County	141	\$4,374,900.00	
Totals:	906	\$26,340,200.00			
St. Charles (Louisiana)	931	<u>Claimant Type</u>	<u>Claims Paid</u>	<u>Amount Paid</u>	Payments in County  <ul style="list-style-type: none"> ■ Resident ■ Loss ■ Both
		Resident of County	89	\$1,422,400.00	
		Resident and Loss in County	164	\$4,643,800.00	
		Claim Loss in County	61	\$1,104,500.00	
Totals:	314	\$7,170,700.00			

GCCF Program Statistics - Overall Summary

(as of October 9, 2010, 5:05 PM ET)

County	Total Claims	Claimant Type	Claims Paid	Amount Paid	Payments in County
St. Clair (Alabama)	35	<u>Claimant Type</u>	<u>Claims Paid</u>	<u>Amount Paid</u>	Payments in County  <ul style="list-style-type: none"> Resident
		Resident of County	23	\$296,800.00	
		Totals:	23	\$296,800.00	
St. Helena (Louisiana)	14	<u>Claimant Type</u>	<u>Claims Paid</u>	<u>Amount Paid</u>	Payments in County  <ul style="list-style-type: none"> Resident Loss
		Resident of County	3	\$50,500.00	
		Claim Loss in County	1	\$25,000.00	
Totals:	4	\$75,500.00			
St. James (Louisiana)	106	<u>Claimant Type</u>	<u>Claims Paid</u>	<u>Amount Paid</u>	Payments in County  <ul style="list-style-type: none"> Resident Both
		Resident of County	5	\$142,800.00	
		Resident and Loss in County	8	\$154,100.00	
Totals:	13	\$296,900.00			
St. John The Baptist (Louisiana)	707	<u>Claimant Type</u>	<u>Claims Paid</u>	<u>Amount Paid</u>	Payments in County  <ul style="list-style-type: none"> Resident Loss Both
		Resident of County	41	\$501,000.00	
		Resident and Loss in County	32	\$1,044,300.00	
Claim Loss in County	10	\$174,100.00			
Totals:	83	\$1,719,400.00			
St. Johns (Florida)	24	<u>Claimant Type</u>	<u>Claims Paid</u>	<u>Amount Paid</u>	Payments in County  <ul style="list-style-type: none"> Resident Both
		Resident of County	6	\$121,200.00	
		Resident and Loss in County	4	\$76,500.00	
Totals:	10	\$197,700.00			

GCCF Program Statistics - Overall Summary (as of October 9, 2010, 5:05 PM ET)

County	Total Claims	Claimant Type	Claims Paid	Amount Paid	Payments in County
St. Landry (Louisiana)	99	<u>Claimant Type</u>	<u>Claims Paid</u>	<u>Amount Paid</u>	
		Resident of County	16	\$390,200.00	
		Resident and Loss in County	12	\$408,500.00	
		Claim Loss in County	3	\$115,700.00	
Totals:	31	\$914,400.00			
St. Lucie (Florida)	16	<u>Claimant Type</u>	<u>Claims Paid</u>	<u>Amount Paid</u>	
		Resident of County	3	\$66,500.00	
		Resident and Loss in County	1	\$60,000.00	
		Totals:	4	\$126,500.00	
St. Martin (Louisiana)	374	<u>Claimant Type</u>	<u>Claims Paid</u>	<u>Amount Paid</u>	
		Resident of County	39	\$838,900.00	
		Resident and Loss in County	135	\$2,974,950.00	
		Claim Loss in County	8	\$121,700.00	
Totals:	182	\$3,935,550.00			
St. Mary (Louisiana)	818	<u>Claimant Type</u>	<u>Claims Paid</u>	<u>Amount Paid</u>	
		Resident of County	79	\$1,950,400.00	
		Resident and Loss in County	279	\$6,915,100.00	
		Claim Loss in County	134	\$4,724,600.00	
Totals:	492	\$13,590,100.00			
St. Tammany (Louisiana)	2,318	<u>Claimant Type</u>	<u>Claims Paid</u>	<u>Amount Paid</u>	
		Resident of County	344	\$6,936,400.00	
		Resident and Loss in County	529	\$15,349,400.00	
		Claim Loss in County	129	\$2,781,365.00	
Totals:	1,002	\$25,067,165.00			


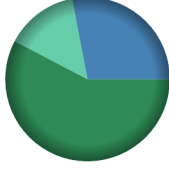
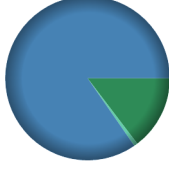
GCCF Program Statistics - Overall Summary

(as of October 9, 2010, 5:05 PM ET)

County	Total Claims	Claimant Type	Claims Paid	Amount Paid	Payments in County
Stone (Mississippi)	286	<u>Claimant Type</u>	<u>Claims Paid</u>	<u>Amount Paid</u>	Payments in County <ul style="list-style-type: none"> ■ Resident ■ Loss ■ Both
		Resident of County	48	\$846,100.00	
		Resident and Loss in County	12	\$609,900.00	
		Claim Loss in County	4	\$70,800.00	
Totals:	64	\$1,526,800.00			
Sumter (Alabama)	5	<u>Claimant Type</u>	<u>Claims Paid</u>	<u>Amount Paid</u>	Payments in County <ul style="list-style-type: none"> ■ Resident
		Resident of County	1	\$4,300.00	
		Totals:	1	\$4,300.00	
Sumter (Florida)	8	<u>Claimant Type</u>	<u>Claims Paid</u>	<u>Amount Paid</u>	Payments in County <ul style="list-style-type: none"> ■ Resident
		Resident of County	4	\$63,300.00	
		Totals:	4	\$63,300.00	
Sunflower (Mississippi)	6	<u>Claimant Type</u>	<u>Claims Paid</u>	<u>Amount Paid</u>	Payments in County <ul style="list-style-type: none"> ■ Resident
		Resident of County	2	\$22,600.00	
		Totals:	2	\$22,600.00	
Suwannee (Florida)	3	<u>Claimant Type</u>	<u>Claims Paid</u>	<u>Amount Paid</u>	Payments in County <ul style="list-style-type: none"> ■ Resident
		Resident of County	1	\$3,200.00	
		Totals:	1	\$3,200.00	

GCCF Program Statistics - Overall Summary

(as of October 9, 2010, 5:05 PM ET)


County (State)	Total Claims	Claimant Type	Claims Paid	Amount Paid	Payments in County
Talladega (Alabama)	27	<u>Claimant Type</u>	<u>Claims Paid</u>	<u>Amount Paid</u>	Payments in County  <ul style="list-style-type: none"> Resident
		Resident of County	19	\$113,500.00	
		Totals:	19	\$113,500.00	
		Tallapoosa (Alabama)	19	<u>Claimant Type</u>	
Resident of County	6			\$40,500.00	
Totals:	6			\$40,500.00	
Tangipahoa (Louisiana)	473			<u>Claimant Type</u>	<u>Claims Paid</u>
		Resident of County	83	\$1,873,900.00	
		Resident and Loss in County	80	\$1,255,200.00	
		Claim Loss in County	20	\$647,700.00	
		Totals:	183	\$3,776,800.00	
Tarrant (Texas)	114	<u>Claimant Type</u>	<u>Claims Paid</u>	<u>Amount Paid</u>	Payments in County  <ul style="list-style-type: none"> Resident Loss Both
		Resident of County	38	\$722,600.00	
		Resident and Loss in County	4	\$351,100.00	
		Claim Loss in County	4	\$178,700.00	
		Totals:	46	\$1,252,400.00	
Taylor (Florida)	49	<u>Claimant Type</u>	<u>Claims Paid</u>	<u>Amount Paid</u>	Payments in County  <ul style="list-style-type: none"> Resident Loss Both
		Resident of County	6	\$99,000.00	
		Resident and Loss in County	24	\$571,000.00	
		Claim Loss in County	1	\$4,800.00	
		Totals:	31	\$674,800.00	

GCCF Program Statistics - Overall Summary

(as of October 9, 2010, 5:05 PM ET)


County	Total Claims	Claimant Type	Claims Paid	Amount Paid	Payments in County
Terrebonne (Louisiana)	3,378	<u>Claimant Type</u>	<u>Claims Paid</u>	<u>Amount Paid</u>	Payments in County
		Resident of County	132	\$3,011,185.21	
		Resident and Loss in County	1,807	\$45,508,800.00	
		Claim Loss in County	309	\$7,322,700.00	
Totals:	2,248	\$55,842,685.21			
Tishomingo (Mississippi)	1	<u>Claimant Type</u>	<u>Claims Paid</u>	<u>Amount Paid</u>	Payments in County
		Resident of County	1	\$2,100.00	
		Totals:	1	\$2,100.00	
Travis (Texas)	43	<u>Claimant Type</u>	<u>Claims Paid</u>	<u>Amount Paid</u>	Payments in County
		Resident of County	10	\$121,400.00	
		Resident and Loss in County	1	\$15,000.00	
		Totals:	11	\$136,400.00	
Tuscaloosa (Alabama)	139	<u>Claimant Type</u>	<u>Claims Paid</u>	<u>Amount Paid</u>	Payments in County
		Resident of County	82	\$753,100.00	
		Resident and Loss in County	2	\$22,000.00	
		Claim Loss in County	2	\$49,000.00	
Totals:	86	\$824,100.00			
Tyler (Texas)	3	<u>Claimant Type</u>	<u>Claims Paid</u>	<u>Amount Paid</u>	Payments in County
		Resident of County	3	\$28,000.00	
		Totals:	3	\$28,000.00	

GCCF Program Statistics - Overall Summary (as of October 9, 2010, 5:05 PM ET)



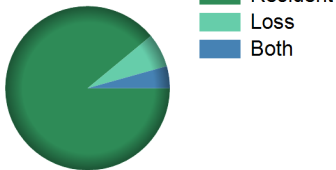

Union (Louisiana)	8	<u>Claimant Type</u>	<u>Claims Paid</u>	<u>Amount Paid</u>	Payments in County
		Resident of County	2	\$95,500.00	 <ul style="list-style-type: none"> Resident Both
		Resident and Loss in County	1	\$40,800.00	
		Totals:	3	\$136,300.00	
Unknown (Alabama)	70	<u>Claimant Type</u>	<u>Claims Paid</u>	<u>Amount Paid</u>	Payments in County
		Resident of County	32	\$891,900.00	 <ul style="list-style-type: none"> Resident
		Totals:	32	\$891,900.00	
Unknown (Florida)	64	<u>Claimant Type</u>	<u>Claims Paid</u>	<u>Amount Paid</u>	Payments in County
		Resident of County	26	\$654,600.00	 <ul style="list-style-type: none"> Resident
		Totals:	26	\$654,600.00	
Unknown (Louisiana)	129	<u>Claimant Type</u>	<u>Claims Paid</u>	<u>Amount Paid</u>	Payments in County
		Resident of County	39	\$880,900.00	 <ul style="list-style-type: none"> Resident
		Totals:	39	\$880,900.00	
Unknown (Mississippi)	43	<u>Claimant Type</u>	<u>Claims Paid</u>	<u>Amount Paid</u>	Payments in County
		Resident of County	14	\$198,300.00	 <ul style="list-style-type: none"> Resident
		Totals:	14	\$198,300.00	

GCCF Program Statistics - Overall Summary

(as of October 9, 2010, 5:05 PM ET)

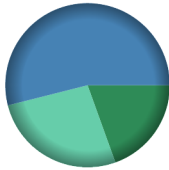


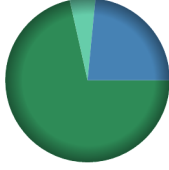
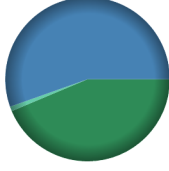
County	Total Claims	Claimant Type	Claims Paid	Amount Paid	Payments in County
Unknown (Texas)	7	<u>Claimant Type</u>	<u>Claims Paid</u>	<u>Amount Paid</u>	Payments in County  <ul style="list-style-type: none"> Resident
		Resident of County	1	\$1,000.00	
		Totals:	1	\$1,000.00	
Vermilion (Louisiana)	960	<u>Claimant Type</u>	<u>Claims Paid</u>	<u>Amount Paid</u>	Payments in County  <ul style="list-style-type: none"> Resident Loss Both
		Resident of County	94	\$1,952,200.00	
		Resident and Loss in County	481	\$11,613,200.00	
		Claim Loss in County	153	\$10,412,400.00	
		Totals:	728	\$23,977,800.00	
Vernon (Louisiana)	11	<u>Claimant Type</u>	<u>Claims Paid</u>	<u>Amount Paid</u>	Payments in County  <ul style="list-style-type: none"> Loss
		Claim Loss in County	3	\$133,000.00	
		Totals:	3	\$133,000.00	
Victoria (Texas)	7	<u>Claimant Type</u>	<u>Claims Paid</u>	<u>Amount Paid</u>	Payments in County  <ul style="list-style-type: none"> Resident
		Resident of County	3	\$44,700.00	
		Totals:	3	\$44,700.00	
Volusia (Florida)	46	<u>Claimant Type</u>	<u>Claims Paid</u>	<u>Amount Paid</u>	Payments in County  <ul style="list-style-type: none"> Resident Loss Both
		Resident of County	5	\$193,500.00	
		Resident and Loss in County	2	\$92,000.00	
		Claim Loss in County	3	\$34,100.00	
		Totals:	10	\$319,600.00	

GCCF Program Statistics - Overall Summary (as of October 9, 2010, 5:05 PM ET)

County	Total Claims	Claimant Type	Claims Paid	Amount Paid	Payments in County
W. Baton Rouge (Louisiana)	20	<u>Claimant Type</u>	<u>Claims Paid</u>	<u>Amount Paid</u>	Payments in County 
		Resident and Loss in County	1	\$28,100.00	
		Claim Loss in County	1	\$3,700.00	
		Totals:	2	\$31,800.00	
W. Feliciana (Louisiana)	9	<u>Claimant Type</u>	<u>Claims Paid</u>	<u>Amount Paid</u>	Payments in County 
		Resident of County	1	\$8,000.00	
		Totals:	1	\$8,000.00	
		Wakulla (Florida)	421	<u>Claimant Type</u>	
Resident of County	29			\$803,900.00	
Resident and Loss in County	237			\$4,680,500.00	
Claim Loss in County	22			\$482,200.00	
Totals:	288			\$5,966,600.00	
Walker (Alabama)	26	<u>Claimant Type</u>	<u>Claims Paid</u>	<u>Amount Paid</u>	Payments in County 
		Resident of County	14	\$194,800.00	
		Resident and Loss in County	1	\$9,500.00	
		Claim Loss in County	2	\$14,600.00	
		Totals:	17	\$218,900.00	
Walthall (Mississippi)	25	<u>Claimant Type</u>	<u>Claims Paid</u>	<u>Amount Paid</u>	Payments in County 
		Resident of County	1	\$19,400.00	
		Totals:	1	\$19,400.00	


GCCF Program Statistics - Overall Summary

(as of October 9, 2010, 5:05 PM ET)

County	Total Claims	Claimant Type	Claims Paid	Amount Paid	Payments in County
Walton (Florida)	5,543	<u>Claimant Type</u>	<u>Claims Paid</u>	<u>Amount Paid</u>	Payments in County  <ul style="list-style-type: none"> ■ Resident ■ Loss ■ Both
		Resident of County	532	\$11,508,700.00	
		Resident and Loss in County	1,618	\$31,821,800.00	
		Claim Loss in County	1,329	\$15,660,100.00	
		Totals:	3,479	\$58,990,600.00	
Warren (Mississippi)	12	<u>Claimant Type</u>	<u>Claims Paid</u>	<u>Amount Paid</u>	Payments in County  <ul style="list-style-type: none"> ■ Resident
		Resident of County	4	\$32,700.00	
		Totals:	4	\$32,700.00	
Washington (Alabama)	57	<u>Claimant Type</u>	<u>Claims Paid</u>	<u>Amount Paid</u>	Payments in County  <ul style="list-style-type: none"> ■ Resident ■ Loss ■ Both
		Resident of County	11	\$122,800.00	
		Resident and Loss in County	1	\$15,000.00	
		Claim Loss in County	4	\$108,000.00	
		Totals:	16	\$245,800.00	
Washington (Florida)	328	<u>Claimant Type</u>	<u>Claims Paid</u>	<u>Amount Paid</u>	Payments in County  <ul style="list-style-type: none"> ■ Resident ■ Loss ■ Both
		Resident of County	84	\$807,800.00	
		Resident and Loss in County	15	\$265,100.00	
		Claim Loss in County	5	\$56,800.00	
		Totals:	104	\$1,129,700.00	
Washington (Louisiana)	91	<u>Claimant Type</u>	<u>Claims Paid</u>	<u>Amount Paid</u>	Payments in County  <ul style="list-style-type: none"> ■ Resident ■ Loss ■ Both
		Resident of County	16	\$426,700.00	
		Resident and Loss in County	11	\$541,800.00	
		Claim Loss in County	1	\$9,000.00	
		Totals:	28	\$977,500.00	

GCCF Program Statistics - Overall Summary

(as of October 9, 2010, 5:05 PM ET)


County	Total Claims	Claimant Type	Claims Paid	Amount Paid	Payments in County
Washington (Mississippi)	6	<u>Claimant Type</u>	<u>Claims Paid</u>	<u>Amount Paid</u>	Payments in County  <ul style="list-style-type: none"> Resident
		Resident of County	2	\$2,000.00	
		Totals:	2	\$2,000.00	
Wayne (Mississippi)	46	<u>Claimant Type</u>	<u>Claims Paid</u>	<u>Amount Paid</u>	Payments in County  <ul style="list-style-type: none"> Resident Both
		Resident of County	2	\$84,100.00	
		Resident and Loss in County	3	\$57,900.00	
Totals:	5	\$142,000.00			
Webster (Louisiana)	7	<u>Claimant Type</u>	<u>Claims Paid</u>	<u>Amount Paid</u>	Payments in County  <ul style="list-style-type: none"> Resident
		Resident of County	1	\$91,000.00	
		Totals:	1	\$91,000.00	
Webster (Mississippi)	2	<u>Claimant Type</u>	<u>Claims Paid</u>	<u>Amount Paid</u>	Payments in County  <ul style="list-style-type: none"> Resident
		Resident of County	1	\$3,000.00	
		Totals:	1	\$3,000.00	
Wichita (Texas)	2	<u>Claimant Type</u>	<u>Claims Paid</u>	<u>Amount Paid</u>	Payments in County  <ul style="list-style-type: none"> Resident
		Resident of County	1	\$2,700.00	
		Totals:	1	\$2,700.00	

GCCF Program Statistics - Overall Summary (as of October 9, 2010, 5:05 PM ET)

County	Total Claims	Claimant Type	Claims Paid	Amount Paid	Payments in County
Wilcox (Alabama)	20	<u>Claimant Type</u>	<u>Claims Paid</u>	<u>Amount Paid</u>	Payments in County  <ul style="list-style-type: none"> Resident Both
		Resident of County	10	\$152,300.00	
		Resident and Loss in County	2	\$62,400.00	
		Totals:	12	\$214,700.00	
Wilkinson (Mississippi)	1	<u>Claimant Type</u>	<u>Claims Paid</u>	<u>Amount Paid</u>	Payments in County  <ul style="list-style-type: none"> Resident
		Resident of County	1	\$8,400.00	
		Totals:	1	\$8,400.00	
Williamson (Texas)	11	<u>Claimant Type</u>	<u>Claims Paid</u>	<u>Amount Paid</u>	Payments in County  <ul style="list-style-type: none"> Resident
		Resident of County	4	\$54,700.00	
		Totals:	4	\$54,700.00	
Winston (Alabama)	11	<u>Claimant Type</u>	<u>Claims Paid</u>	<u>Amount Paid</u>	Payments in County  <ul style="list-style-type: none"> Resident
		Resident of County	4	\$85,200.00	
		Totals:	4	\$85,200.00	
Winston (Mississippi)	7	<u>Claimant Type</u>	<u>Claims Paid</u>	<u>Amount Paid</u>	Payments in County  <ul style="list-style-type: none"> Resident
		Resident of County	1	\$7,400.00	
		Totals:	1	\$7,400.00	

GCCF Program Statistics - Overall Summary

(as of October 9, 2010, 5:05 PM ET)

Yazoo (Mississippi)	2	<u>Claimant Type</u>	<u>Claims Paid</u>	<u>Amount Paid</u>	Payments in County
		Resident of County	1	\$3,300.00	 Resident
		Totals:	1	\$3,300.00	