

GCCF Program Statistics - Overall Summary (as of October 08, 2010, 5:05 PM ET)

Claimant Status	No. of Claimants
TOTAL GCCF Claimants to Date <i>(Claimants may have one or more Claim Type)</i>	133,236
1. Claimants Paid and Approved for Payment	57,267
2. Claimants Requiring Additional Information or Documentation	48,670
3. Claimants Referred to Government, Moratorium and Real Estate funds	1,616
4. Denied Claimants	133
5. Claimants Under Review (Emergency Advance Payment)	21,473
6. Claimants Under Review (for Final Claim only)	4,077

Claimants <i>(Claimants may have one or more Claim Type)</i>	No. of Claimants
1. Individual*	100,160
2. Business*	33,076
<i>*Individual v. Business classification is subject to change.</i>	
<i>Represented Claimants: 3,654</i>	
Total to Date	133,236

Claims by Emergency Or Final Payment	No. of Claims Paid or Approved for Payment	No. of Claims Paid	Amount Paid
1. Emergency Advance Payment (One Month)	7,350	6,955	\$ 60,015,175.88
2. Emergency Advance Payment (Six Months)	50,016	49,400	\$ 1,071,942,538.83
3. Final Claim*	0	0	\$ -
<i>*Review underway to determine whether claimant intended to file Final Claim.</i>			
Sub-Total to Date	57,366	56,355	\$ 1,131,957,714.71

Separate Fund for Real Estate Brokers and Agents			\$ 34,500,000.00
Total to Date			\$ 1,166,457,714.71

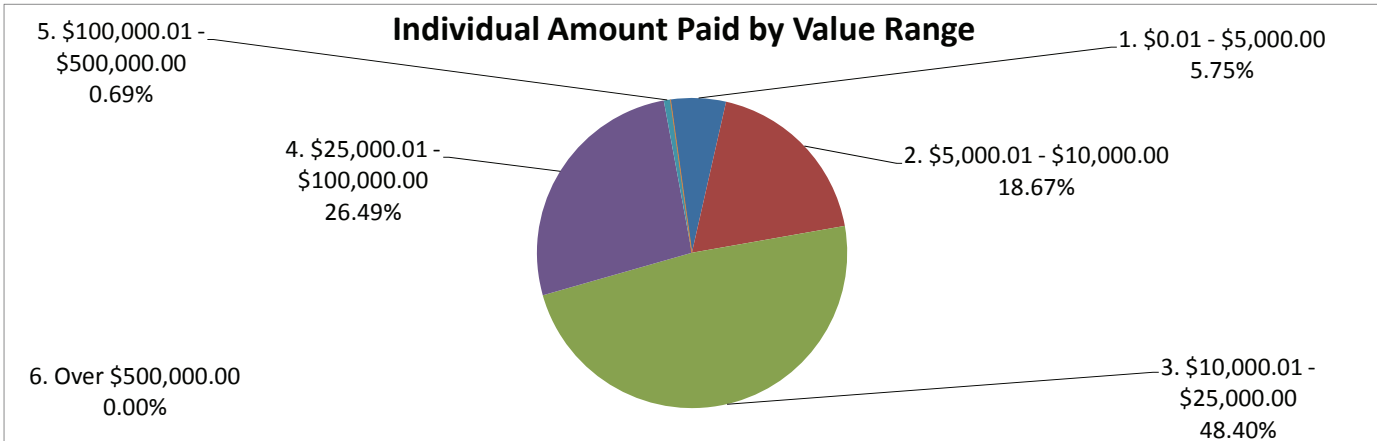
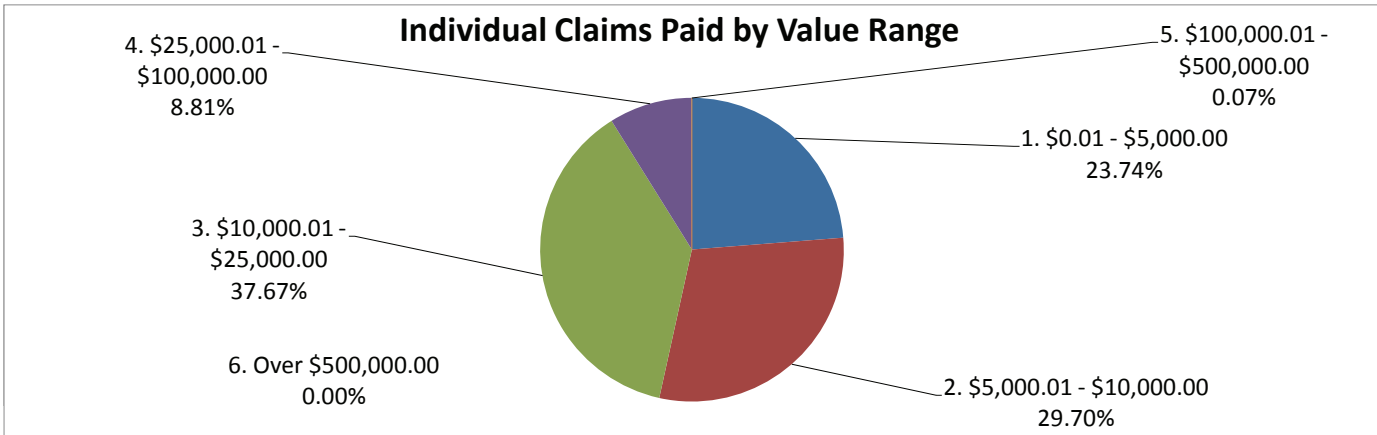
Claims by Category <i>(includes Individual and</i>	No. of Claims Paid	Amount Paid
1. Removal and Clean Up Costs	0	\$ -
2. Real or Personal Property	12	\$ 54,663.38
3. Lost Earnings or Profits	56,334	\$ 1,131,886,114.83
4. Loss of Subsistence Use of Natural Resources	5	\$ 13,000.00
5. Physical Injury / Death	4	\$ 3,936.50
Total to Date	56,355	\$ 1,131,957,714.71

Claims by Type	No. of Claims Paid	No. of Claims Paid where Claimant Participated in BP Claims Process	No. of Claims Paid for new Claimants	Total Amount Paid
1. Individual	35,158	20,261	14,897	\$ 430,005,338.71
2. Business	21,197	18,122	3,075	\$ 701,952,376.00
Total to Date	56,355	38,383	17,972	\$ 1,131,957,714.71

GCCF Program Statistics - Overall Summary
(as of October 08, 2010, 5:05 PM ET)

Individual Claims by Amount
(Claimants may have more than one Claim Type)

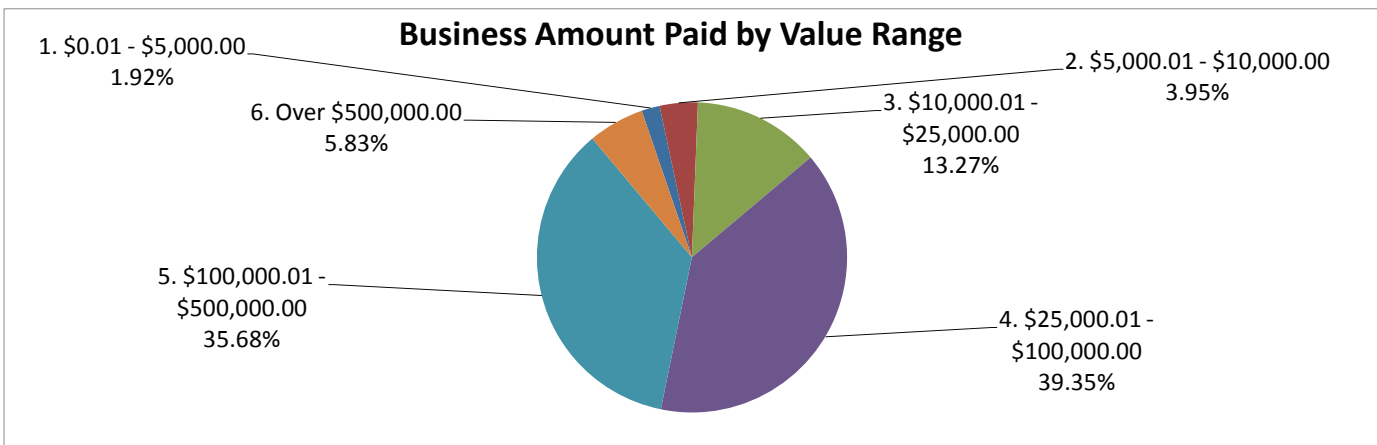
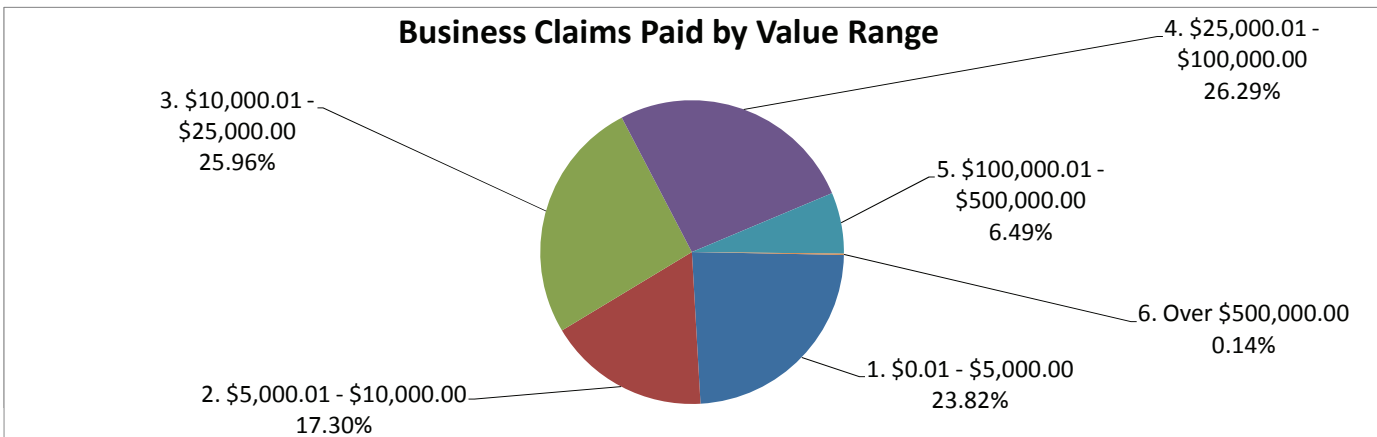
Claims by Amount	No. of Claims Paid	Amount Paid
1. \$0.01 - \$5,000.00	8348	\$ 24,744,010.33
2. \$5,000.01 - \$10,000.00	10443	\$ 80,285,000.00
3. \$10,000.01 - \$25,000.00	13245	\$ 208,111,700.00
4. \$25,000.01 - \$100,000.00	3099	\$ 113,902,828.38
5. \$100,000.01 - \$500,000.00	23	\$ 2,961,800.00
6. Over \$500,000.00	0	\$ -
Total to Date	35,158	\$ 430,005,338.71



GCCF Program Statistics - Overall Summary
(as of October 08, 2010, 5:05 PM ET)

Business Claims by Amount
(Claimants may have more than one Claim Type)

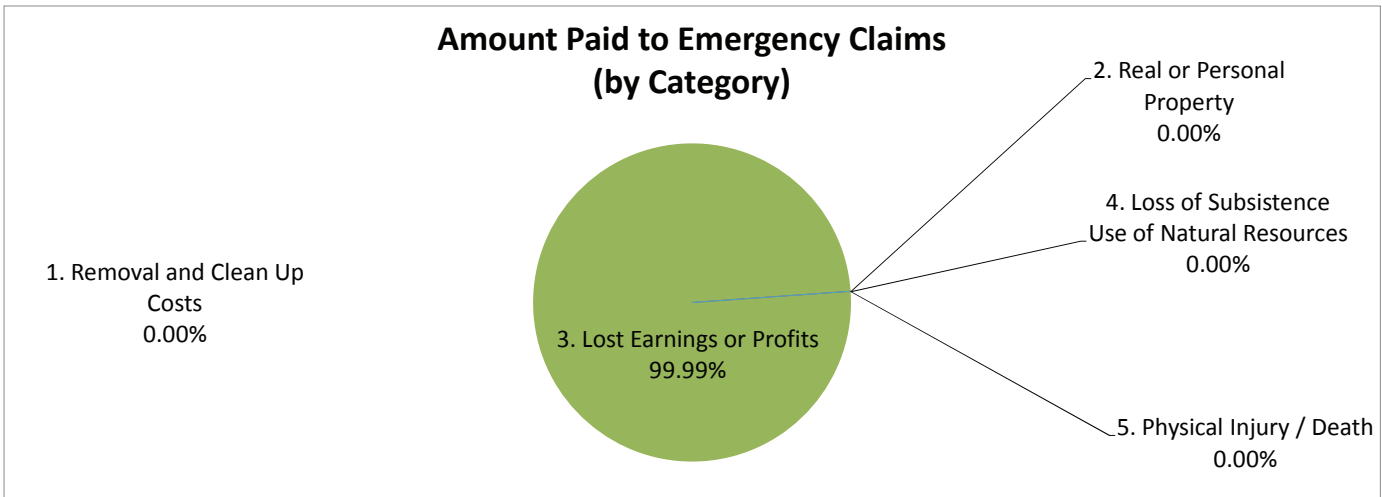
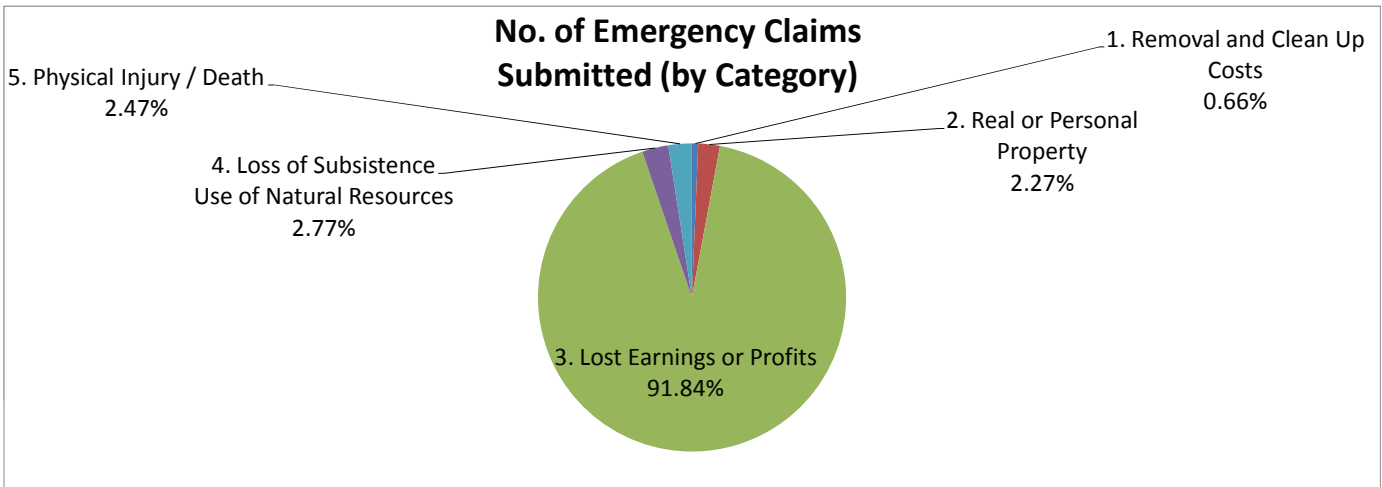
Claims by Amount	No. of Claims Paid	Amount Paid
1. \$0.01 - \$5,000.00	5050	\$ 13,486,400.00
2. \$5,000.01 - \$10,000.00	3667	\$ 27,747,500.00
3. \$10,000.01 - \$25,000.00	5502	\$ 93,137,300.00
4. \$25,000.01 - \$100,000.00	5572	\$ 276,206,500.00
5. \$100,000.01 - \$500,000.00	1376	\$ 250,474,000.00
6. Over \$500,000.00	30	\$ 40,900,676.00
Total to Date	21,197	\$ 701,952,376.00



GCCF Program Statistics - Overall Summary
(as of October 08, 2010, 5:05 PM ET)

Emergency Advance Claim Counts by Category
(Claimants may have more than one Claim Type)

Claims for Emergency Advance Payment	Claims Submitted	No. of Claims Paid	Amount Paid
1. Removal and Clean Up Costs	909	0	\$ -
2. Real or Personal Property	3,146	12	\$ 54,663.38
3. Lost Earnings or Profits	127,370	56,334	\$ 1,131,886,114.83
4. Loss of Subsistence Use of Natural Resources	3,836	5	\$ 13,000.00
5. Physical Injury / Death	3,424	4	\$ 3,936.50
Total to Date	138,685	56,355	\$ 1,131,957,714.71




GCCF Program Statistics - Overall Summary

(as of October 08, 2010, 5:05 PM ET)

Final Payment Claim Counts by Category

(Claimants may have more than one Claim Type)

Claims Seeking Final Payment	Claims Submitted	No. of Claims Paid	Amount Paid
1. Removal and Clean Up Costs	334	0	\$ -
2. Real or Personal Property	1,075	0	\$ -
3. Lost Earnings or Profits	3,553	0	\$ -
4. Loss of Subsistence Use of Natural Resources	540	0	\$ -
5. Physical Injury / Death	285	0	\$ -
Total to Date	5,787	0	\$ -



Amount Paid to Final Claims (by Category)

No data to chart yet

GCCF Program Statistics - Overall Summary

(as of October 08, 2010, 5:05 PM ET)

Claims by Category and Amount

(Claimants may have more than one Claim Type)

Claims by Category and Amount	No. of Claims Paid	Amount Paid
1. Removal and Clean Up Costs		
a. \$0.01 - \$5,000.00	0	\$ -
b. \$5,000.01 - \$10,000.00	0	\$ -
c. \$10,000.01 - \$25,000.00	0	\$ -
d. \$25,000.01 - \$100,000.00	0	\$ -
e. \$100,000.01 - \$500,000.00	0	\$ -
f. Over \$500,000.00	0	\$ -
Sub-Total to Date	0	\$ -
2. Real or Personal Property		
a. \$0.01 - \$5,000.00	8	\$ 5,500.00
b. \$5,000.01 - \$10,000.00	3	\$ 22,600.00
c. \$10,000.01 - \$25,000.00	0	\$ -
d. \$25,000.01 - \$100,000.00	1	\$ 26,563.38
e. \$100,000.01 - \$500,000.00	0	\$ -
f. Over \$500,000.00	0	\$ -
Sub-Total to Date	12	\$ 54,663.38
3. Lost Earnings or Profits		
a. \$0.01 - \$5,000.00	13,381	\$ 38,207,973.83
b. \$5,000.01 - \$10,000.00	14,107	\$ 108,009,900.00
c. \$10,000.01 - \$25,000.00	18,747	\$ 301,249,000.00
d. \$25,000.01 - \$100,000.00	8,670	\$ 390,082,765.00
e. \$100,000.01 - \$500,000.00	1,399	\$ 253,435,800.00
f. Over \$500,000.00	30	\$ 40,900,676.00
Sub-Total to Date	56,334	\$ 1,131,886,114.83

GCCF Program Statistics - Overall Summary (as of October 08, 2010, 5:05 PM ET)

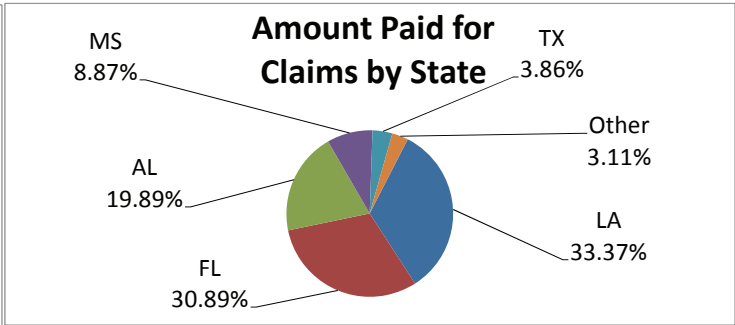
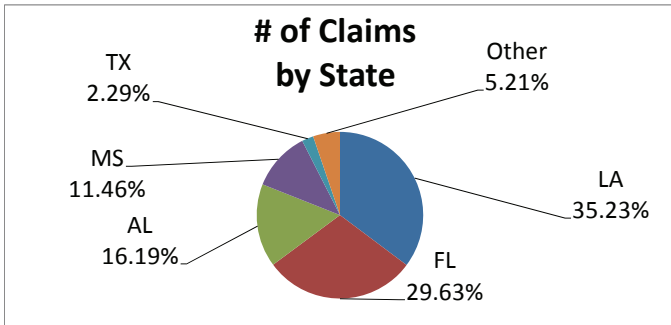
Claims by Category and Amount (Claimants may have more than one Claim Type)

Claims by Category and Amount	No. of Claims Paid	Amount Paid
4. Loss of Subsistence Use of Natural Resources		
a. \$0.01 - \$5,000.00	5	\$ 13,000.00
b. \$5,000.01 - \$10,000.00	0	\$ -
c. \$10,000.01 - \$25,000.00	0	\$ -
d. \$25,000.01 - \$100,000.00	0	\$ -
e. \$100,000.01 - \$500,000.00	0	\$ -
f. Over \$500,000.00	0	\$ -
Sub-Total to Date	5	\$ 13,000.00
5. Physical Injury / Death		
a. \$0.01 - \$5,000.00	4	\$ 3,936.50
b. \$5,000.01 - \$10,000.00	0	\$ -
c. \$10,000.01 - \$25,000.00	0	\$ -
d. \$25,000.01 - \$100,000.00	0	\$ -
e. \$100,000.01 - \$500,000.00	0	\$ -
f. Over \$500,000.00	0	\$ -
Sub-Total to Date	4	\$ 3,936.50
6. Other Claims		
a. \$0.01 - \$5,000.00	0	\$ -
b. \$5,000.01 - \$10,000.00	0	\$ -
c. \$10,000.01 - \$25,000.00	0	\$ -
d. \$25,000.01 - \$100,000.00	0	\$ -
e. \$100,000.01 - \$500,000.00	0	\$ -
f. Over \$500,000.00	0	\$ -
Sub-Total to Date	0	\$ -
Total to Date	56,355	\$ 1,131,957,714.71

GCCF Program Statistics - Overall Summary
(as of October 08, 2010, 5:05 PM ET)

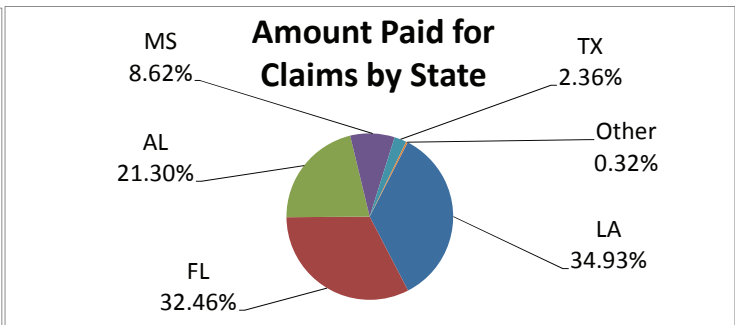
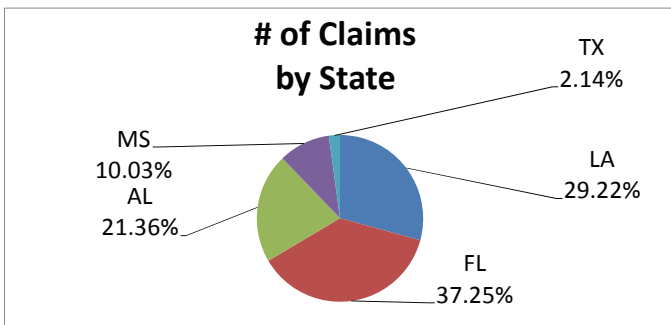
Claims by State of Residence
(Claimants may have more than one Claim Type)

Claim State of Residence	Claims Submitted	No. of Claims Paid	Amount Paid
Louisiana	50,892	15,925	\$ 377,789,815.53
Florida	42,807	19,358	\$ 349,654,976.00
Alabama	23,384	11,612	\$ 225,115,328.32
Mississippi	16,552	4,736	\$ 100,460,694.86
Texas	3,306	1,439	\$ 43,733,500.00
Others	7,531	3,285	\$ 35,203,400.00
Total to Date	144,472	56,355	\$ 1,131,957,714.71



Claims by State of Loss
(Claimants may have more than one Claim Type)

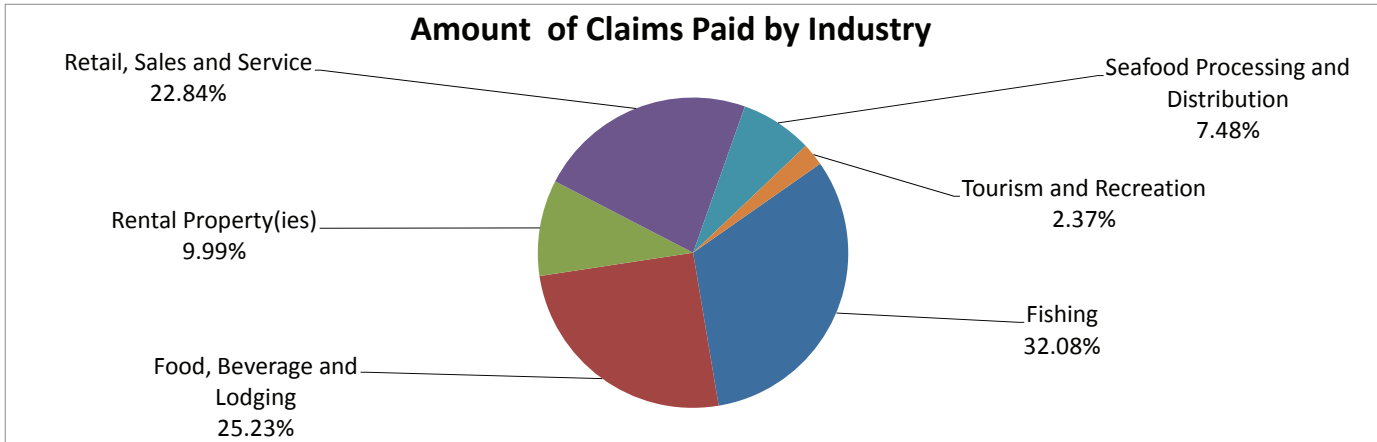
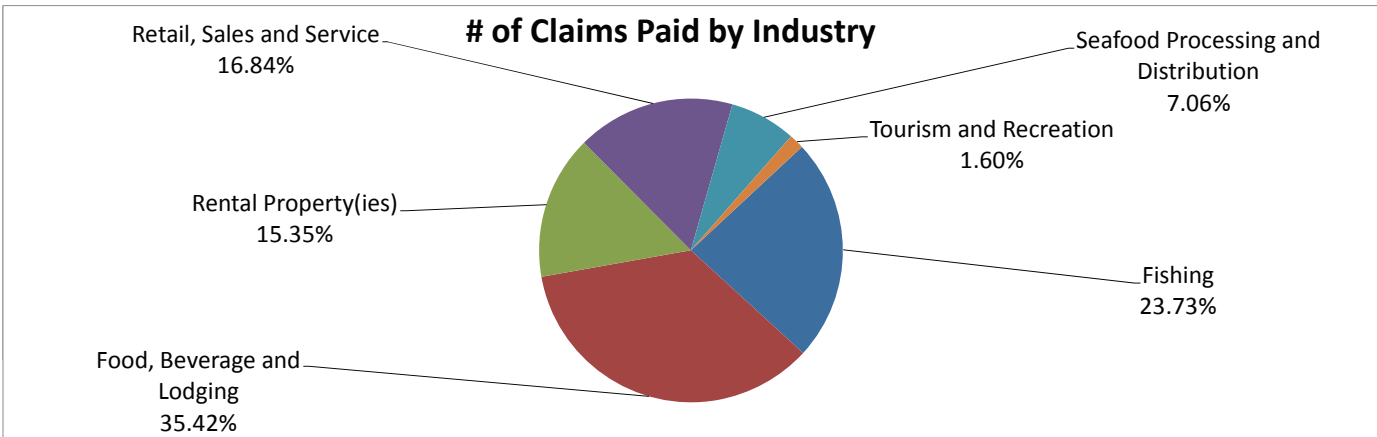
Claim State of Loss	Claims Submitted	No. of Claims Paid	Amount Paid
Louisiana	24,316	16,037	\$ 395,426,180.53
Florida	30,997	21,581	\$ 367,484,676.00
Alabama	17,770	12,994	\$ 241,104,799.94
Mississippi	8,345	4,518	\$ 97,570,158.36
Texas	1,779	1,064	\$ 26,761,300.00
Other State / Pending Location Verification		161	\$ 3,610,599.88
Total to Date		56,355	\$ 1,131,957,714.71



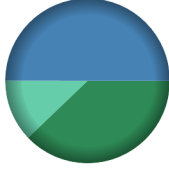
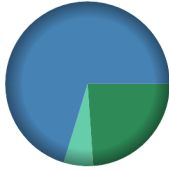



GCCF Program Statistics - Overall Summary
 (as of October 08, 2010, 5:05 PM ET)

Lost Earnings or Profits Claims Paid by Industry
 (Claimants may have more than one Claim Type)

Claims by Amount	No. of Claims Paid	Amount Paid
Fishing	13367	\$ 363,141,500.00
Food, Beverage and Lodging	19954	\$ 285,613,099.94
Rental Property(ies)	8650	\$ 113,124,076.00
Retail, Sales and Service	9486	\$ 258,511,780.32
Seafood Processing and Distribution	3976	\$ 84,626,258.57
Tourism and Recreation	901	\$ 26,869,400.00
Total to Date	56,334	\$ 1,131,886,114.83


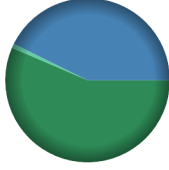
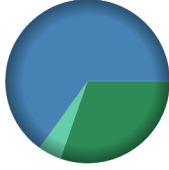



GCCF Program Statistics - Overall Summary (as of October 8, 2010, 5:05 PM ET)

County Name	Residents	Claimant Type	Claims Paid	Amount Paid	Payments in County
Acadia (Louisiana)	71	<u>Claimant Type</u>	<u>Claims Paid</u>	<u>Amount Paid</u>	Payments in County  <ul style="list-style-type: none"> ■ Resident ■ Loss ■ Both
		Resident of County	9	\$220,300.00	
		Resident and Loss in County	7	\$290,600.00	
		Claim Loss in County	4	\$70,900.00	
		Totals:	20	\$581,800.00	
Alachua (Florida)	38	<u>Claimant Type</u>	<u>Claims Paid</u>	<u>Amount Paid</u>	Payments in County  <ul style="list-style-type: none"> ■ Resident ■ Loss ■ Both
		Resident of County	9	\$49,500.00	
		Resident and Loss in County	5	\$145,600.00	
		Claim Loss in County	1	\$12,000.00	
		Totals:	15	\$207,100.00	
Allen (Louisiana)	21	<u>Claimant Type</u>	<u>Claims Paid</u>	<u>Amount Paid</u>	Payments in County  <ul style="list-style-type: none"> ■ Resident ■ Loss
		Resident of County	1	\$30,000.00	
		Claim Loss in County	2	\$41,800.00	
		Totals:	3	\$71,800.00	
Amite (Mississippi)	8	<u>Claimant Type</u>	<u>Claims Paid</u>	<u>Amount Paid</u>	Payments in County  <ul style="list-style-type: none"> ■ Resident
		Resident of County	1	\$22,100.00	
		Totals:	1	\$22,100.00	
Anderson (Texas)	1	<u>Claimant Type</u>	<u>Claims Paid</u>	<u>Amount Paid</u>	Payments in County  <ul style="list-style-type: none"> ■ Resident
		Resident of County	1	\$3,300.00	
		Totals:	1	\$3,300.00	


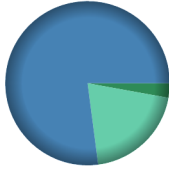

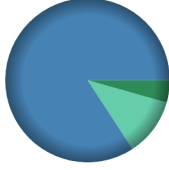

GCCF Program Statistics - Overall Summary

(as of October 8, 2010, 5:05 PM ET)

County	Total Claims	Claimant Type	Claims Paid	Amount Paid	Payments in County
Angelina (Texas)	8	<u>Claimant Type</u>	<u>Claims Paid</u>	<u>Amount Paid</u>	Payments in County  <ul style="list-style-type: none"> Resident
		Resident of County	1	\$6,500.00	
		Totals:	1	\$6,500.00	
		Aransas (Texas)	22	<u>Claimant Type</u>	
Resident and Loss in County	3			\$93,300.00	
Claim Loss in County	2			\$18,100.00	
Totals:	5			\$111,400.00	
Ascension (Louisiana)	164	<u>Claimant Type</u>	<u>Claims Paid</u>	<u>Amount Paid</u>	Payments in County  <ul style="list-style-type: none"> Resident Loss Both
		Resident of County	30	\$400,900.00	
		Resident and Loss in County	10	\$302,900.00	
		Claim Loss in County	1	\$6,100.00	
Totals:	41	\$709,900.00			
Assumption (Louisiana)	100	<u>Claimant Type</u>	<u>Claims Paid</u>	<u>Amount Paid</u>	Payments in County  <ul style="list-style-type: none"> Resident Loss Both
		Resident of County	16	\$363,500.00	
		Resident and Loss in County	30	\$779,400.00	
		Claim Loss in County	4	\$54,600.00	
Totals:	50	\$1,197,500.00			
Autauga (Alabama)	17	<u>Claimant Type</u>	<u>Claims Paid</u>	<u>Amount Paid</u>	Payments in County  <ul style="list-style-type: none"> Resident
		Resident of County	8	\$80,800.00	
		Totals:	8	\$80,800.00	

GCCF Program Statistics - Overall Summary

(as of October 8, 2010, 5:05 PM ET)

County	Total Claims	Claimant Type	Claims Paid	Amount Paid	Payments in County
Avoyelles (Louisiana)	51	<u>Claimant Type</u>	<u>Claims Paid</u>	<u>Amount Paid</u>	Payments in County  <ul style="list-style-type: none"> ■ Resident ■ Both
		Resident of County	11	\$127,900.00	
		Resident and Loss in County	11	\$644,800.00	
		Totals:	22	\$772,700.00	
Baldwin (Alabama)	14,327	<u>Claimant Type</u>	<u>Claims Paid</u>	<u>Amount Paid</u>	Payments in County  <ul style="list-style-type: none"> ■ Resident ■ Loss ■ Both
		Resident of County	283	\$4,901,363.38	
		Resident and Loss in County	6,103	\$132,516,499.94	
		Claim Loss in County	3,051	\$34,541,400.00	
Totals:	9,437	\$171,959,263.32			
Barbour (Alabama)	9	<u>Claimant Type</u>	<u>Claims Paid</u>	<u>Amount Paid</u>	Payments in County  <ul style="list-style-type: none"> ■ Resident ■ Both
		Resident of County	1	\$19,400.00	
		Resident and Loss in County	1	\$76,400.00	
		Totals:	2	\$95,800.00	
Bay (Florida)	11,204	<u>Claimant Type</u>	<u>Claims Paid</u>	<u>Amount Paid</u>	Payments in County  <ul style="list-style-type: none"> ■ Resident ■ Loss ■ Both
		Resident of County	255	\$3,653,100.00	
		Resident and Loss in County	4,199	\$69,783,676.00	
		Claim Loss in County	882	\$9,448,500.00	
Totals:	5,336	\$82,885,276.00			
Beauregard (Louisiana)	16	<u>Claimant Type</u>	<u>Claims Paid</u>	<u>Amount Paid</u>	Payments in County  <ul style="list-style-type: none"> ■ Resident ■ Both
		Resident of County	2	\$73,900.00	
		Resident and Loss in County	4	\$81,800.00	
		Totals:	6	\$155,700.00	

GCCF Program Statistics - Overall Summary

(as of October 8, 2010, 5:05 PM ET)




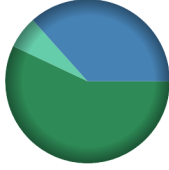

County	Total Claims	Claimant Type	Claims Paid	Amount Paid	Payments in County
Bexar (Texas)	32	<u>Claimant Type</u>	<u>Claims Paid</u>	<u>Amount Paid</u>	Payments in County  Resident Both
		Resident of County	9	\$124,800.00	
		Resident and Loss in County	2	\$182,000.00	
		Totals:	11	\$306,800.00	
Bibb (Alabama)	5	<u>Claimant Type</u>	<u>Claims Paid</u>	<u>Amount Paid</u>	Payments in County  Resident
		Resident of County	2	\$3,300.00	
		Totals:	2	\$3,300.00	
Blount (Alabama)	4	<u>Claimant Type</u>	<u>Claims Paid</u>	<u>Amount Paid</u>	Payments in County  Resident
		Resident of County	3	\$14,200.00	
		Totals:	3	\$14,200.00	
Bossier (Louisiana)	18	<u>Claimant Type</u>	<u>Claims Paid</u>	<u>Amount Paid</u>	Payments in County  Resident
		Resident of County	4	\$30,300.00	
		Totals:	4	\$30,300.00	
Bowie (Texas)	2	<u>Claimant Type</u>	<u>Claims Paid</u>	<u>Amount Paid</u>	Payments in County  Resident
		Resident of County	1	\$2,600.00	
		Totals:	1	\$2,600.00	

GCCF Program Statistics - Overall Summary (as of October 8, 2010, 5:05 PM ET)



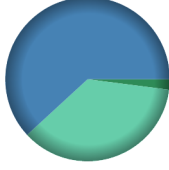
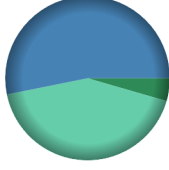
County	Total Claims	Claimant Type	Claims Paid	Amount Paid	Payments in County
Brazoria (Texas)	87	<u>Claimant Type</u>	<u>Claims Paid</u>	<u>Amount Paid</u>	Payments in County
		Resident of County	11	\$287,800.00	
		Resident and Loss in County	19	\$769,700.00	
		Claim Loss in County	25	\$399,200.00	
Totals:	55	\$1,456,700.00			
Brazos (Texas)	4	<u>Claimant Type</u>	<u>Claims Paid</u>	<u>Amount Paid</u>	Payments in County
		Resident of County	1	\$18,000.00	
		Totals:	1	\$18,000.00	
Brevard (Florida)	67	<u>Claimant Type</u>	<u>Claims Paid</u>	<u>Amount Paid</u>	Payments in County
		Resident of County	7	\$126,500.00	
		Resident and Loss in County	8	\$262,100.00	
		Claim Loss in County	1	\$20,300.00	
Totals:	16	\$408,900.00			
Broward (Florida)	148	<u>Claimant Type</u>	<u>Claims Paid</u>	<u>Amount Paid</u>	Payments in County
		Resident of County	15	\$232,200.00	
		Resident and Loss in County	5	\$357,800.00	
		Claim Loss in County	8	\$164,400.00	
Totals:	28	\$754,400.00			
Brown (Texas)	1	<u>Claimant Type</u>	<u>Claims Paid</u>	<u>Amount Paid</u>	Payments in County
		Resident of County	1	\$8,600.00	
		Totals:	1	\$8,600.00	

GCCF Program Statistics - Overall Summary

(as of October 8, 2010, 5:05 PM ET)


County	Total Claims	Claimant Type	Claims Paid	Amount Paid	Payments in County
Bullock (Alabama)	2	<u>Claimant Type</u>	<u>Claims Paid</u>	<u>Amount Paid</u>	Payments in County  <ul style="list-style-type: none"> Resident
		Resident of County	1	\$16,000.00	
		Totals:	1	\$16,000.00	
Butler (Alabama)	9	<u>Claimant Type</u>	<u>Claims Paid</u>	<u>Amount Paid</u>	Payments in County  <ul style="list-style-type: none"> Resident Loss Both
		Resident of County	2	\$8,600.00	
		Resident and Loss in County	1	\$5,400.00	
		Claim Loss in County	2	\$244,200.00	
Totals:	5	\$258,200.00			
Caddo (Louisiana)	38	<u>Claimant Type</u>	<u>Claims Paid</u>	<u>Amount Paid</u>	Payments in County  <ul style="list-style-type: none"> Resident
		Resident of County	10	\$96,300.00	
		Totals:	10	\$96,300.00	
Calcasieu (Louisiana)	432	<u>Claimant Type</u>	<u>Claims Paid</u>	<u>Amount Paid</u>	Payments in County  <ul style="list-style-type: none"> Resident Loss Both
		Resident of County	98	\$2,721,900.00	
		Resident and Loss in County	82	\$1,746,600.00	
		Claim Loss in County	18	\$304,400.00	
Totals:	198	\$4,772,900.00			
Caldwell (Louisiana)	6	<u>Claimant Type</u>	<u>Claims Paid</u>	<u>Amount Paid</u>	Payments in County  <ul style="list-style-type: none"> Resident
		Resident of County	1	\$5,000.00	
		Totals:	1	\$5,000.00	

GCCF Program Statistics - Overall Summary (as of October 8, 2010, 5:05 PM ET)

County	Total Claims	Claimant Type	Claims Paid	Amount Paid	Payments in County
Calhoun (Alabama)	37	<u>Claimant Type</u>	<u>Claims Paid</u>	<u>Amount Paid</u>	Payments in County  <ul style="list-style-type: none"> Resident
		Resident of County	15	\$168,300.00	
		Totals:	15	\$168,300.00	
		Calhoun (Florida)	43	<u>Claimant Type</u>	
Resident of County	13			\$151,200.00	
Resident and Loss in County	1			\$6,000.00	
Claim Loss in County	1			\$4,200.00	
Totals:	15	\$161,400.00			
Calhoun (Mississippi)	2	<u>Claimant Type</u>	<u>Claims Paid</u>	<u>Amount Paid</u>	Payments in County  <ul style="list-style-type: none"> Resident
		Resident of County	1	\$55,000.00	
		Totals:	1	\$55,000.00	
Calhoun (Texas)	54	<u>Claimant Type</u>	<u>Claims Paid</u>	<u>Amount Paid</u>	Payments in County  <ul style="list-style-type: none"> Resident Loss Both
		Resident of County	3	\$12,000.00	
		Resident and Loss in County	3	\$364,700.00	
		Claim Loss in County	19	\$212,900.00	
Totals:	25	\$589,600.00			
Cameron (Louisiana)	289	<u>Claimant Type</u>	<u>Claims Paid</u>	<u>Amount Paid</u>	Payments in County  <ul style="list-style-type: none"> Resident Loss Both
		Resident of County	15	\$237,400.00	
		Resident and Loss in County	117	\$2,815,600.00	
		Claim Loss in County	73	\$2,242,900.00	
Totals:	205	\$5,295,900.00			





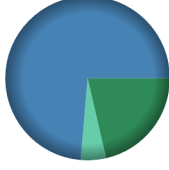
GCCF Program Statistics - Overall Summary

(as of October 8, 2010, 5:05 PM ET)

County	Total Claims	Claimant Type	Claims Paid	Amount Paid	Payments in County	
Cameron (Texas)	89	<u>Claimant Type</u>	<u>Claims Paid</u>	<u>Amount Paid</u>	Payments in County 	
		Resident of County	9	\$222,200.00		Resident
		Resident and Loss in County	23	\$526,700.00		Both
		Totals:	32	\$748,900.00		
Chambers (Alabama)	4	<u>Claimant Type</u>	<u>Claims Paid</u>	<u>Amount Paid</u>	Payments in County 	
		Resident of County	2	\$27,000.00		Resident
		Totals:	2	\$27,000.00		
Chambers (Texas)	38	<u>Claimant Type</u>	<u>Claims Paid</u>	<u>Amount Paid</u>	Payments in County 	
		Resident of County	3	\$96,000.00		Resident
		Resident and Loss in County	14	\$555,100.00		Loss
		Claim Loss in County	3	\$59,000.00		Both
		Totals:	20	\$710,100.00		
Charlotte (Florida)	57	<u>Claimant Type</u>	<u>Claims Paid</u>	<u>Amount Paid</u>	Payments in County 	
		Resident and Loss in County	9	\$432,400.00		Loss
		Claim Loss in County	2	\$19,600.00		Both
		Totals:	11	\$452,000.00		
Cherokee (Alabama)	3	<u>Claimant Type</u>	<u>Claims Paid</u>	<u>Amount Paid</u>	Payments in County 	
		Resident of County	3	\$25,900.00		Resident
		Totals:	3	\$25,900.00		

GCCF Program Statistics - Overall Summary

(as of October 8, 2010, 5:05 PM ET)

County	Total Claims	Claimant Type	Claims Paid	Amount Paid	Payments in County
Cherokee (Texas)	2	<u>Claimant Type</u>	<u>Claims Paid</u>	<u>Amount Paid</u>	Payments in County  <ul style="list-style-type: none"> Resident
		Resident of County	1	\$1,700.00	
		Totals:	1	\$1,700.00	
Chickasaw (Mississippi)	1	<u>Claimant Type</u>	<u>Claims Paid</u>	<u>Amount Paid</u>	Payments in County  <ul style="list-style-type: none"> Resident
		Resident of County	1	\$6,000.00	
		Totals:	1	\$6,000.00	
Chilton (Alabama)	14	<u>Claimant Type</u>	<u>Claims Paid</u>	<u>Amount Paid</u>	Payments in County  <ul style="list-style-type: none"> Resident Both
		Resident of County	3	\$24,300.00	
		Resident and Loss in County	1	\$19,000.00	
Totals:	4	\$43,300.00			
Choctaw (Alabama)	11	<u>Claimant Type</u>	<u>Claims Paid</u>	<u>Amount Paid</u>	Payments in County  <ul style="list-style-type: none"> Resident Both
		Resident of County	2	\$11,000.00	
		Resident and Loss in County	1	\$68,400.00	
Totals:	3	\$79,400.00			
Citrus (Florida)	170	<u>Claimant Type</u>	<u>Claims Paid</u>	<u>Amount Paid</u>	Payments in County  <ul style="list-style-type: none"> Resident Loss Both
		Resident of County	19	\$336,300.00	
		Resident and Loss in County	65	\$1,158,100.00	
Claim Loss in County	7	\$77,700.00			
Totals:	91	\$1,572,100.00			

GCCF Program Statistics - Overall Summary

(as of October 8, 2010, 5:05 PM ET)

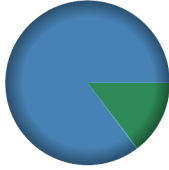




County	Total Claims	Claimant Type	Claims Paid	Amount Paid	Payments in County
Claiborne (Louisiana)	2	<u>Claimant Type</u>	<u>Claims Paid</u>	<u>Amount Paid</u>	Payments in County 
		Claim Loss in County	1	\$80,400.00	
		Totals:	1	\$80,400.00	
Claiborne (Mississippi)	5	<u>Claimant Type</u>	<u>Claims Paid</u>	<u>Amount Paid</u>	Payments in County 
		Resident of County	1	\$17,600.00	
		Totals:	1	\$17,600.00	
Clarke (Alabama)	86	<u>Claimant Type</u>	<u>Claims Paid</u>	<u>Amount Paid</u>	Payments in County 
		Resident of County	22	\$127,900.00	
		Resident and Loss in County	3	\$32,300.00	
		Claim Loss in County	3	\$47,400.00	
		Totals:	28	\$207,600.00	
Clarke (Mississippi)	16	<u>Claimant Type</u>	<u>Claims Paid</u>	<u>Amount Paid</u>	Payments in County 
		Resident of County	4	\$112,900.00	
		Totals:	4	\$112,900.00	
Clay (Alabama)	5	<u>Claimant Type</u>	<u>Claims Paid</u>	<u>Amount Paid</u>	Payments in County 
		Resident of County	3	\$22,700.00	
		Totals:	3	\$22,700.00	

GCCF Program Statistics - Overall Summary

(as of October 8, 2010, 5:05 PM ET)


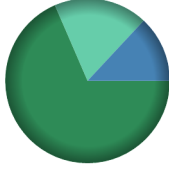


County	Total Claims	Claimant Type	Claims Paid	Amount Paid	Payments in County
Clay (Florida)	16	<u>Claimant Type</u>	<u>Claims Paid</u>	<u>Amount Paid</u>	Payments in County  <ul style="list-style-type: none"> ■ Resident ■ Loss ■ Both
		Resident of County	4	\$25,400.00	
		Resident and Loss in County	1	\$125,000.00	
		Claim Loss in County	1	\$18,700.00	
Totals:	6	\$169,100.00			
Cleburne (Alabama)	2	<u>Claimant Type</u>	<u>Claims Paid</u>	<u>Amount Paid</u>	Payments in County  <ul style="list-style-type: none"> ■ Resident
		Resident of County	1	\$3,000.00	
		Totals:	1	\$3,000.00	
Coahoma (Mississippi)	2	<u>Claimant Type</u>	<u>Claims Paid</u>	<u>Amount Paid</u>	Payments in County  <ul style="list-style-type: none"> ■ Resident
		Resident of County	1	\$35,000.00	
		Totals:	1	\$35,000.00	
Coffee (Alabama)	23	<u>Claimant Type</u>	<u>Claims Paid</u>	<u>Amount Paid</u>	Payments in County  <ul style="list-style-type: none"> ■ Resident ■ Both
		Resident of County	5	\$45,900.00	
		Resident and Loss in County	1	\$3,000.00	
		Totals:	6	\$48,900.00	
Colbert (Alabama)	27	<u>Claimant Type</u>	<u>Claims Paid</u>	<u>Amount Paid</u>	Payments in County  <ul style="list-style-type: none"> ■ Resident
		Resident of County	19	\$150,700.00	
		Totals:	19	\$150,700.00	

GCCF Program Statistics - Overall Summary (as of October 8, 2010, 5:05 PM ET)



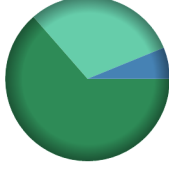

County	Total Claims	Claimant Type	Claims Paid	Amount Paid	Payments in County
Collier (Florida)	537	<u>Claimant Type</u>	<u>Claims Paid</u>	<u>Amount Paid</u>	Payments in County  <ul style="list-style-type: none"> ■ Resident ■ Loss ■ Both
		Resident of County	13	\$281,900.00	
		Resident and Loss in County	57	\$1,640,000.00	
		Claim Loss in County	2	\$2,200.00	
Totals:	72	\$1,924,100.00			
Collin (Texas)	54	<u>Claimant Type</u>	<u>Claims Paid</u>	<u>Amount Paid</u>	Payments in County  <ul style="list-style-type: none"> ■ Resident ■ Loss
		Resident of County	26	\$213,100.00	
		Claim Loss in County	3	\$102,100.00	
		Totals:	29	\$315,200.00	
Columbia (Florida)	7	<u>Claimant Type</u>	<u>Claims Paid</u>	<u>Amount Paid</u>	Payments in County  <ul style="list-style-type: none"> ■ Resident ■ Both
		Resident of County	3	\$71,500.00	
		Resident and Loss in County	1	\$40,000.00	
		Totals:	4	\$111,500.00	
Comal (Texas)	12	<u>Claimant Type</u>	<u>Claims Paid</u>	<u>Amount Paid</u>	Payments in County  <ul style="list-style-type: none"> ■ Resident
		Resident of County	7	\$137,600.00	
		Totals:	7	\$137,600.00	
Concordia (Louisiana)	15	<u>Claimant Type</u>	<u>Claims Paid</u>	<u>Amount Paid</u>	Payments in County  <ul style="list-style-type: none"> ■ Resident ■ Both
		Resident of County	2	\$21,700.00	
		Resident and Loss in County	2	\$70,000.00	
		Totals:	4	\$91,700.00	

GCCF Program Statistics - Overall Summary


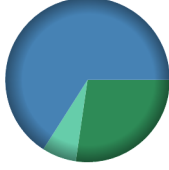
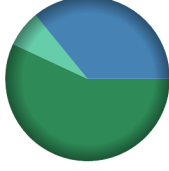
(as of October 8, 2010, 5:05 PM ET)

County (State)	Total Claims	Claimant Type	Claims Paid	Amount Paid	Payments in County
Conecuh (Alabama)	11	<u>Claimant Type</u>	<u>Claims Paid</u>	<u>Amount Paid</u>	Payments in County  <ul style="list-style-type: none"> Resident
		Resident of County	5	\$51,700.00	
		Totals:	5	\$51,700.00	
		Coosa (Alabama)	3	<u>Claimant Type</u>	
Resident of County	2			\$10,800.00	
Resident and Loss in County	1			\$150,000.00	
Totals:	3			\$160,800.00	
Covington (Alabama)	39	<u>Claimant Type</u>	<u>Claims Paid</u>	<u>Amount Paid</u>	Payments in County  <ul style="list-style-type: none"> Resident Loss Both
		Resident of County	19	\$492,300.00	
		Resident and Loss in County	3	\$93,800.00	
		Claim Loss in County	2	\$132,500.00	
		Totals:	24	\$718,600.00	
Covington (Mississippi)	47	<u>Claimant Type</u>	<u>Claims Paid</u>	<u>Amount Paid</u>	Payments in County  <ul style="list-style-type: none"> Resident
		Resident of County	2	\$39,400.00	
		Totals:	2	\$39,400.00	
Crenshaw (Alabama)	12	<u>Claimant Type</u>	<u>Claims Paid</u>	<u>Amount Paid</u>	Payments in County  <ul style="list-style-type: none"> Loss Both
		Resident and Loss in County	1	\$1,500.00	
		Claim Loss in County	1	\$4,000.00	
		Totals:	2	\$5,500.00	

GCCF Program Statistics - Overall Summary (as of October 8, 2010, 5:05 PM ET)

County	Total Claims	Claimant Type	Claims Paid	Amount Paid	Payments in County
Cullman (Alabama)	41	<u>Claimant Type</u>	<u>Claims Paid</u>	<u>Amount Paid</u>	Payments in County  Resident
		Resident of County	29	\$233,300.00	
		Totals:	29	\$233,300.00	
		Dale (Alabama)	16	<u>Claimant Type</u>	
Resident of County	7			\$58,100.00	
Resident and Loss in County	1			\$37,600.00	
Totals:	8			\$95,700.00	
Dallas (Alabama)	21	<u>Claimant Type</u>	<u>Claims Paid</u>	<u>Amount Paid</u>	Payments in County  Resident Both
		Resident of County	7	\$58,200.00	
		Resident and Loss in County	1	\$15,000.00	
		Totals:	8	\$73,200.00	
Dallas (Texas)	126	<u>Claimant Type</u>	<u>Claims Paid</u>	<u>Amount Paid</u>	Payments in County  Resident Loss Both
		Resident of County	23	\$247,400.00	
		Resident and Loss in County	1	\$24,000.00	
		Claim Loss in County	7	\$117,800.00	
Totals:	31	\$389,200.00			
Dekalb (Alabama)	18	<u>Claimant Type</u>	<u>Claims Paid</u>	<u>Amount Paid</u>	Payments in County  Resident Loss
		Resident of County	13	\$143,700.00	
		Claim Loss in County	1	\$10,800.00	
		Totals:	14	\$154,500.00	

GCCF Program Statistics - Overall Summary (as of October 8, 2010, 5:05 PM ET)

County	Total Claims	Claimant Type	Claims Paid	Amount Paid	Payments in County
Denton (Texas)	18	<u>Claimant Type</u>	<u>Claims Paid</u>	<u>Amount Paid</u>	Payments in County  Resident
		Resident of County	7	\$57,500.00	
		Totals:	7	\$57,500.00	
		Desoto (Mississippi)	22	<u>Claimant Type</u>	
Resident of County	14			\$113,300.00	
Totals:	14			\$113,300.00	
Dixie (Florida)	26			<u>Claimant Type</u>	<u>Claims Paid</u>
		Resident of County	1	\$3,000.00	
		Resident and Loss in County	11	\$278,000.00	
		Claim Loss in County	1	\$50,000.00	
		Totals:	13	\$331,000.00	
Duval (Florida)	139	<u>Claimant Type</u>	<u>Claims Paid</u>	<u>Amount Paid</u>	Payments in County  Resident Loss Both
		Resident of County	27	\$410,200.00	
		Resident and Loss in County	14	\$991,200.00	
		Claim Loss in County	5	\$101,400.00	
		Totals:	46	\$1,502,800.00	
E. Baton Rouge (Louisiana)	633	<u>Claimant Type</u>	<u>Claims Paid</u>	<u>Amount Paid</u>	Payments in County  Resident Loss Both
		Resident of County	113	\$1,860,500.00	
		Resident and Loss in County	35	\$1,173,600.00	
		Claim Loss in County	12	\$233,900.00	
		Totals:	160	\$3,268,000.00	

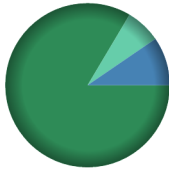
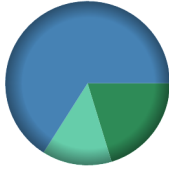



GCCF Program Statistics - Overall Summary

(as of October 8, 2010, 5:05 PM ET)

County	Total Claims	Claimant Type	Claims Paid	Amount Paid	Payments in County
E. Feliciana (Louisiana)	10	<u>Claimant Type</u>	<u>Claims Paid</u>	<u>Amount Paid</u>	Payments in County
		Resident of County	1	\$2,500.00	
		Resident and Loss in County	3	\$71,900.00	
		Claim Loss in County	1	\$3,400.00	
Totals:	5	\$77,800.00			
Ector (Texas)	2	<u>Claimant Type</u>	<u>Claims Paid</u>	<u>Amount Paid</u>	Payments in County
		Resident of County	1	\$1,500.00	
		Totals:	1	\$1,500.00	
El Paso (Texas)	1	<u>Claimant Type</u>	<u>Claims Paid</u>	<u>Amount Paid</u>	Payments in County
		Resident of County	1	\$3,700.00	
		Totals:	1	\$3,700.00	
Ellis (Texas)	5	<u>Claimant Type</u>	<u>Claims Paid</u>	<u>Amount Paid</u>	Payments in County
		Resident of County	1	\$25,000.00	
		Totals:	1	\$25,000.00	
Elmore (Alabama)	28	<u>Claimant Type</u>	<u>Claims Paid</u>	<u>Amount Paid</u>	Payments in County
		Resident of County	17	\$159,800.00	
		Totals:	17	\$159,800.00	



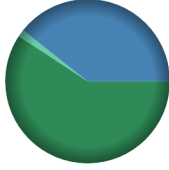
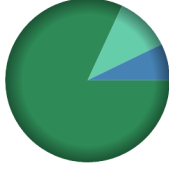

GCCF Program Statistics - Overall Summary

(as of October 8, 2010, 5:05 PM ET)

County	Total Claims	Claimant Type	Claims Paid	Amount Paid	Payments in County
Escambia (Alabama)	79	<u>Claimant Type</u>	<u>Claims Paid</u>	<u>Amount Paid</u>	Payments in County  <ul style="list-style-type: none"> ■ Resident ■ Loss ■ Both
		Resident of County	22	\$345,900.00	
		Resident and Loss in County	4	\$39,600.00	
		Claim Loss in County	3	\$28,600.00	
Totals:	29	\$414,100.00			
Escambia (Florida)	7,383	<u>Claimant Type</u>	<u>Claims Paid</u>	<u>Amount Paid</u>	Payments in County  <ul style="list-style-type: none"> ■ Resident ■ Loss ■ Both
		Resident of County	1,061	\$13,053,300.00	
		Resident and Loss in County	2,295	\$42,473,800.00	
		Claim Loss in County	681	\$8,817,600.00	
Totals:	4,037	\$64,344,700.00			
Etowah (Alabama)	42	<u>Claimant Type</u>	<u>Claims Paid</u>	<u>Amount Paid</u>	Payments in County  <ul style="list-style-type: none"> ■ Resident
		Resident of County	25	\$434,600.00	
Totals:	25	\$434,600.00			
Evangeline (Louisiana)	25	<u>Claimant Type</u>	<u>Claims Paid</u>	<u>Amount Paid</u>	Payments in County  <ul style="list-style-type: none"> ■ Resident ■ Both
		Resident of County	4	\$61,900.00	
		Resident and Loss in County	4	\$70,300.00	
Totals:	8	\$132,200.00			
Fayette (Alabama)	7	<u>Claimant Type</u>	<u>Claims Paid</u>	<u>Amount Paid</u>	Payments in County  <ul style="list-style-type: none"> ■ Resident
		Resident of County	6	\$57,100.00	
Totals:	6	\$57,100.00			

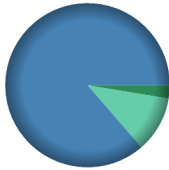

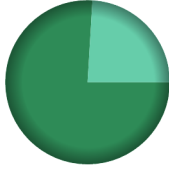
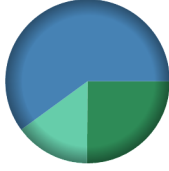
GCCF Program Statistics - Overall Summary

(as of October 8, 2010, 5:05 PM ET)

County	Total Claims	Claimant Type	Claims Paid	Amount Paid	Payments in County
Flagler (Florida)	4	<u>Claimant Type</u>	<u>Claims Paid</u>	<u>Amount Paid</u>	Payments in County  <ul style="list-style-type: none"> Resident
		Resident of County	2	\$65,400.00	
		Totals:	2	\$65,400.00	
Foard (Texas)	1	<u>Claimant Type</u>	<u>Claims Paid</u>	<u>Amount Paid</u>	Payments in County  <ul style="list-style-type: none"> Resident
		Resident of County	1	\$13,000.00	
		Totals:	1	\$13,000.00	
Forrest (Mississippi)	414	<u>Claimant Type</u>	<u>Claims Paid</u>	<u>Amount Paid</u>	Payments in County  <ul style="list-style-type: none"> Resident Loss Both
		Resident of County	34	\$417,200.00	
		Resident and Loss in County	7	\$276,800.00	
		Claim Loss in County	1	\$10,000.00	
		Totals:	42	\$704,000.00	
Fort Bend (Texas)	88	<u>Claimant Type</u>	<u>Claims Paid</u>	<u>Amount Paid</u>	Payments in County  <ul style="list-style-type: none"> Resident Loss Both
		Resident of County	24	\$1,084,400.00	
		Resident and Loss in County	5	\$95,400.00	
		Claim Loss in County	7	\$144,300.00	
		Totals:	36	\$1,324,100.00	
Franklin (Alabama)	6	<u>Claimant Type</u>	<u>Claims Paid</u>	<u>Amount Paid</u>	Payments in County  <ul style="list-style-type: none"> Resident
		Resident of County	3	\$19,700.00	
		Totals:	3	\$19,700.00	


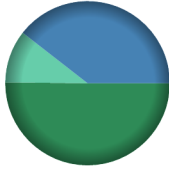

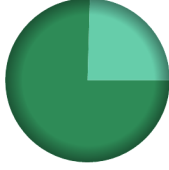

GCCF Program Statistics - Overall Summary

(as of October 8, 2010, 5:05 PM ET)




County	Total Claims	Claimant Type	Claims Paid	Amount Paid	Payments in County
Franklin (Florida)	1,513	<u>Claimant Type</u>	<u>Claims Paid</u>	<u>Amount Paid</u>	Payments in County  <ul style="list-style-type: none"> ■ Resident ■ Loss ■ Both
		Resident of County	29	\$306,500.00	
		Resident and Loss in County	900	\$10,168,000.00	
		Claim Loss in County	97	\$1,299,600.00	
Totals:		1,026	\$11,774,100.00		
Franklin (Louisiana)	4	<u>Claimant Type</u>	<u>Claims Paid</u>	<u>Amount Paid</u>	Payments in County  <ul style="list-style-type: none"> ■ Resident
		Resident of County	2	\$28,000.00	
		Totals:	2	\$28,000.00	
Franklin (Mississippi)	4	<u>Claimant Type</u>	<u>Claims Paid</u>	<u>Amount Paid</u>	Payments in County  <ul style="list-style-type: none"> ■ Loss
		Claim Loss in County	1	\$14,600.00	
		Totals:	1	\$14,600.00	
Gadsden (Florida)	33	<u>Claimant Type</u>	<u>Claims Paid</u>	<u>Amount Paid</u>	Payments in County  <ul style="list-style-type: none"> ■ Resident ■ Both
		Resident of County	6	\$139,600.00	
		Resident and Loss in County	2	\$44,200.00	
		Totals:	8	\$183,800.00	
Galveston (Texas)	764	<u>Claimant Type</u>	<u>Claims Paid</u>	<u>Amount Paid</u>	Payments in County  <ul style="list-style-type: none"> ■ Resident ■ Loss ■ Both
		Resident of County	97	\$2,575,100.00	
		Resident and Loss in County	239	\$6,159,200.00	
		Claim Loss in County	99	\$1,521,800.00	
		Totals:	435	\$10,256,100.00	

GCCF Program Statistics - Overall Summary

(as of October 8, 2010, 5:05 PM ET)

County	Total Claims	Claimant Type	Claims Paid	Amount Paid	Payments in County		
Geneva (Alabama)	27	<u>Claimant Type</u>	<u>Claims Paid</u>	<u>Amount Paid</u>	Payments in County  <ul style="list-style-type: none"> Resident 		
		Resident of County	5	\$61,300.00			
		Totals:	5	\$61,300.00			
George (Mississippi)	145	<u>Claimant Type</u>	<u>Claims Paid</u>	<u>Amount Paid</u>	Payments in County  <ul style="list-style-type: none"> Resident Loss Both 		
		Resident of County	31	\$665,800.00			
		Resident and Loss in County	13	\$523,500.00			
		Claim Loss in County	4	\$137,700.00			
Totals:	48	\$1,327,000.00					
Grant (Louisiana)	7	<u>Claimant Type</u>	<u>Claims Paid</u>	<u>Amount Paid</u>	Payments in County  <ul style="list-style-type: none"> Resident Both 		
		Resident of County	1	\$15,500.00			
		Resident and Loss in County	1	\$15,000.00			
		Totals:	2	\$30,500.00			
Grayson (Texas)	2	<u>Claimant Type</u>	<u>Claims Paid</u>	<u>Amount Paid</u>	Payments in County  <ul style="list-style-type: none"> Resident Loss 		
		Resident of County	1	\$8,300.00			
		Claim Loss in County	1	\$2,700.00			
		Totals:	2	\$11,000.00			
Greene (Alabama)	5	<u>Claimant Type</u>	<u>Claims Paid</u>	<u>Amount Paid</u>	Payments in County  <ul style="list-style-type: none"> Resident 		
		Resident of County	4	\$22,900.00			
		Totals:	4	\$22,900.00			

GCCF Program Statistics - Overall Summary (as of October 8, 2010, 5:05 PM ET)

County	Total Claims	Claimant Type	Claims Paid	Amount Paid	Payments in County
Greene (Mississippi)	34	<u>Claimant Type</u>	<u>Claims Paid</u>	<u>Amount Paid</u>	Payments in County  <ul style="list-style-type: none"> ■ Resident ■ Both
		Resident of County	3	\$16,900.00	
		Resident and Loss in County	2	\$11,700.00	
		Totals:	5	\$28,600.00	
Gregg (Texas)	3	<u>Claimant Type</u>	<u>Claims Paid</u>	<u>Amount Paid</u>	Payments in County  <ul style="list-style-type: none"> ■ Resident
		Resident of County	3	\$25,600.00	
		Totals:	3	\$25,600.00	
		Guadalupe (Texas)	2	<u>Claimant Type</u>	
Resident of County	2			\$42,600.00	
Totals:	2			\$42,600.00	
Gulf (Florida)	700			<u>Claimant Type</u>	<u>Claims Paid</u>
		Resident of County	58	\$813,000.00	
		Resident and Loss in County	245	\$5,339,300.00	
		Claim Loss in County	74	\$1,012,300.00	
		Totals:	377	\$7,164,600.00	
Hale (Alabama)	9	<u>Claimant Type</u>	<u>Claims Paid</u>	<u>Amount Paid</u>	Payments in County  <ul style="list-style-type: none"> ■ Resident ■ Both
		Resident of County	5	\$88,100.00	
		Resident and Loss in County	1	\$1,800.00	
		Totals:	6	\$89,900.00	

GCCF Program Statistics - Overall Summary (as of October 8, 2010, 5:05 PM ET)


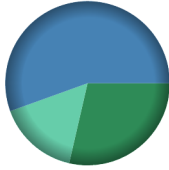

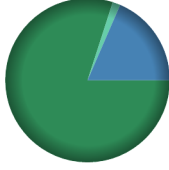

County	Total Claims	Claimant Type	Claims Paid	Amount Paid	Payments in County
Hancock (Mississippi)	1,481	<u>Claimant Type</u>	<u>Claims Paid</u>	<u>Amount Paid</u>	Payments in County
		Resident of County	106	\$1,871,200.00	
		Resident and Loss in County	488	\$10,777,500.00	
		Claim Loss in County	85	\$1,499,100.00	
Totals:	679	\$14,147,800.00			
Hardee (Florida)	1	<u>Claimant Type</u>	<u>Claims Paid</u>	<u>Amount Paid</u>	Payments in County
		Resident of County	1	\$3,000.00	
		Totals:	1	\$3,000.00	
Hardin (Texas)	4	<u>Claimant Type</u>	<u>Claims Paid</u>	<u>Amount Paid</u>	Payments in County
		Resident and Loss in County	1	\$10,000.00	
		Totals:	1	\$10,000.00	
Harris (Texas)	1,059	<u>Claimant Type</u>	<u>Claims Paid</u>	<u>Amount Paid</u>	Payments in County
		Resident of County	268	\$13,317,100.00	
		Resident and Loss in County	122	\$3,111,200.00	
		Claim Loss in County	96	\$1,729,100.00	
Totals:	486	\$18,157,400.00			
Harrison (Mississippi)	9,215	<u>Claimant Type</u>	<u>Claims Paid</u>	<u>Amount Paid</u>	Payments in County
		Resident of County	237	\$4,356,036.50	
		Resident and Loss in County	2,382	\$49,858,700.00	
		Claim Loss in County	490	\$7,761,200.00	
Totals:	3,109	\$61,975,936.50			

GCCF Program Statistics - Overall Summary


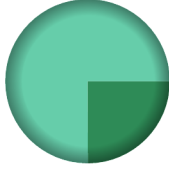
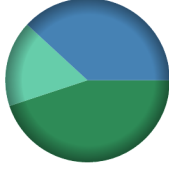
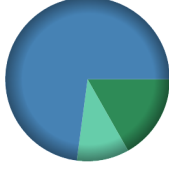

(as of October 8, 2010, 5:05 PM ET)

County	Count	Claimant Type	Claims Paid	Amount Paid	Payments in County
Harrison (Texas)	1	<u>Claimant Type</u>	<u>Claims Paid</u>	<u>Amount Paid</u>	Payments in County  <ul style="list-style-type: none"> Resident
		Resident of County	1	\$2,500.00	
		Totals:	1	\$2,500.00	
Hays (Texas)	5	<u>Claimant Type</u>	<u>Claims Paid</u>	<u>Amount Paid</u>	Payments in County  <ul style="list-style-type: none"> Resident
		Resident of County	1	\$25,500.00	
		Totals:	1	\$25,500.00	
Henry (Alabama)	5	<u>Claimant Type</u>	<u>Claims Paid</u>	<u>Amount Paid</u>	Payments in County  <ul style="list-style-type: none"> Resident
		Resident of County	2	\$11,600.00	
		Totals:	2	\$11,600.00	
Hernando (Florida)	115	<u>Claimant Type</u>	<u>Claims Paid</u>	<u>Amount Paid</u>	Payments in County  <ul style="list-style-type: none"> Resident Loss Both
		Resident of County	19	\$326,300.00	
		Resident and Loss in County	33	\$893,700.00	
		Claim Loss in County	12	\$218,600.00	
		Totals:	64	\$1,438,600.00	
Hidalgo (Texas)	6	<u>Claimant Type</u>	<u>Claims Paid</u>	<u>Amount Paid</u>	Payments in County  <ul style="list-style-type: none"> Resident Loss Both
		Resident of County	2	\$9,000.00	
		Resident and Loss in County	1	\$6,000.00	
		Claim Loss in County	1	\$10,300.00	
		Totals:	4	\$25,300.00	





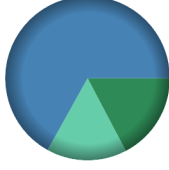
GCCF Program Statistics - Overall Summary (as of October 8, 2010, 5:05 PM ET)

Hill (Texas)	2	<u>Claimant Type</u>	<u>Claims Paid</u>	<u>Amount Paid</u>	Payments in County
		Resident of County	1	\$21,600.00	 <ul style="list-style-type: none"> ■ Resident
		Totals:	1	\$21,600.00	
Hillsborough (Florida)	352	<u>Claimant Type</u>	<u>Claims Paid</u>	<u>Amount Paid</u>	Payments in County
		Resident of County	39	\$652,800.00	 <ul style="list-style-type: none"> ■ Resident ■ Loss ■ Both
		Resident and Loss in County	62	\$1,267,400.00	
		Claim Loss in County	7	\$362,600.00	
		Totals:	108	\$2,282,800.00	
Hinds (Mississippi)	73	<u>Claimant Type</u>	<u>Claims Paid</u>	<u>Amount Paid</u>	Payments in County
		Resident of County	13	\$120,200.00	 <ul style="list-style-type: none"> ■ Resident ■ Loss ■ Both
		Resident and Loss in County	1	\$2,800.00	
		Claim Loss in County	3	\$80,200.00	
		Totals:	17	\$203,200.00	
Holmes (Florida)	141	<u>Claimant Type</u>	<u>Claims Paid</u>	<u>Amount Paid</u>	Payments in County
		Resident of County	57	\$584,200.00	 <ul style="list-style-type: none"> ■ Resident ■ Loss ■ Both
		Resident and Loss in County	11	\$135,300.00	
		Claim Loss in County	2	\$11,100.00	
		Totals:	70	\$730,600.00	
Hopkins (Texas)	1	<u>Claimant Type</u>	<u>Claims Paid</u>	<u>Amount Paid</u>	Payments in County
		Resident of County	1	\$9,700.00	 <ul style="list-style-type: none"> ■ Resident
		Totals:	1	\$9,700.00	



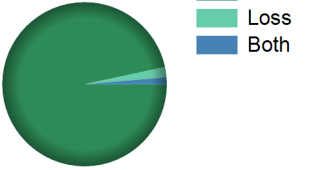
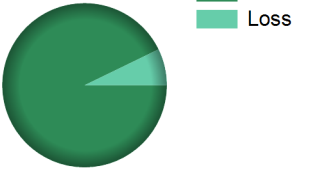
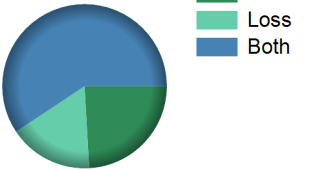
GCCF Program Statistics - Overall Summary (as of October 8, 2010, 5:05 PM ET)

County	Total Claims	Claimant Type	Claims Paid	Amount Paid	Payments in County
Houston (Alabama)	62	<u>Claimant Type</u>	<u>Claims Paid</u>	<u>Amount Paid</u>	Payments in County  <ul style="list-style-type: none"> ■ Resident ■ Both
		Resident of County	21	\$145,700.00	
		Resident and Loss in County	2	\$138,900.00	
		Totals:	23	\$284,600.00	
Humphreys (Mississippi)	3	<u>Claimant Type</u>	<u>Claims Paid</u>	<u>Amount Paid</u>	Payments in County  <ul style="list-style-type: none"> ■ Resident ■ Loss
		Resident of County	1	\$9,300.00	
		Claim Loss in County	1	\$28,000.00	
		Totals:	2	\$37,300.00	
Iberia (Louisiana)	510	<u>Claimant Type</u>	<u>Claims Paid</u>	<u>Amount Paid</u>	Payments in County  <ul style="list-style-type: none"> ■ Resident ■ Loss ■ Both
		Resident of County	229	\$5,175,000.00	
		Resident and Loss in County	183	\$4,393,300.00	
		Claim Loss in County	72	\$1,951,400.00	
Totals:	484	\$11,519,700.00			
Iberville (Louisiana)	62	<u>Claimant Type</u>	<u>Claims Paid</u>	<u>Amount Paid</u>	Payments in County  <ul style="list-style-type: none"> ■ Resident ■ Loss ■ Both
		Resident of County	6	\$113,700.00	
		Resident and Loss in County	15	\$493,500.00	
		Claim Loss in County	3	\$69,700.00	
Totals:	24	\$676,900.00			
Indian River (Florida)	12	<u>Claimant Type</u>	<u>Claims Paid</u>	<u>Amount Paid</u>	Payments in County  <ul style="list-style-type: none"> ■ Resident ■ Both
		Resident of County	1	\$21,100.00	
		Resident and Loss in County	2	\$86,300.00	
		Totals:	3	\$107,400.00	

GCCF Program Statistics - Overall Summary (as of October 8, 2010, 5:05 PM ET)

County	Count	Claimant Type	Claims Paid	Amount Paid	Payments in County
Itawamba (Mississippi)	1	<u>Claimant Type</u>	<u>Claims Paid</u>	<u>Amount Paid</u>	Payments in County  <ul style="list-style-type: none"> Resident
		Resident of County	1	\$6,000.00	
		Totals:	1	\$6,000.00	
Jackson (Alabama)	12	<u>Claimant Type</u>	<u>Claims Paid</u>	<u>Amount Paid</u>	Payments in County  <ul style="list-style-type: none"> Resident Loss
		Resident of County	8	\$65,500.00	
		Claim Loss in County	1	\$14,500.00	
Totals:	9	\$80,000.00			
Jackson (Florida)	106	<u>Claimant Type</u>	<u>Claims Paid</u>	<u>Amount Paid</u>	Payments in County  <ul style="list-style-type: none"> Resident Both
		Resident of County	17	\$213,700.00	
		Resident and Loss in County	3	\$96,000.00	
Totals:	20	\$309,700.00			
Jackson (Louisiana)	2	<u>Claimant Type</u>	<u>Claims Paid</u>	<u>Amount Paid</u>	Payments in County  <ul style="list-style-type: none"> Resident Both
		Resident of County	1	\$18,600.00	
		Resident and Loss in County	1	\$4,500.00	
Totals:	2	\$23,100.00			
Jackson (Mississippi)	3,630	<u>Claimant Type</u>	<u>Claims Paid</u>	<u>Amount Paid</u>	Payments in County  <ul style="list-style-type: none"> Resident Loss Both
		Resident of County	335	\$5,177,700.00	
		Resident and Loss in County	713	\$20,014,758.36	
		Claim Loss in County	259	\$4,712,900.00	
Totals:	1,307	\$29,905,358.36			

GCCF Program Statistics - Overall Summary (as of October 8, 2010, 5:05 PM ET)

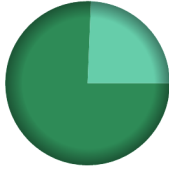




County	Total Claims	Claimant Type	Claims Paid	Amount Paid	Payments in County
Jasper (Mississippi)	22	<u>Claimant Type</u>	<u>Claims Paid</u>	<u>Amount Paid</u>	Payments in County 
		Resident and Loss in County	1	\$25,500.00	
		Totals:	1	\$25,500.00	
Jasper (Texas)	8	<u>Claimant Type</u>	<u>Claims Paid</u>	<u>Amount Paid</u>	Payments in County 
		Resident of County	3	\$145,700.00	
		Totals:	3	\$145,700.00	
Jefferson (Alabama)	416	<u>Claimant Type</u>	<u>Claims Paid</u>	<u>Amount Paid</u>	Payments in County 
		Resident of County	262	\$2,654,200.00	
		Resident and Loss in County	3	\$37,700.00	
		Claim Loss in County	2	\$54,800.00	
		Totals:	267	\$2,746,700.00	
Jefferson (Florida)	8	<u>Claimant Type</u>	<u>Claims Paid</u>	<u>Amount Paid</u>	Payments in County 
		Resident of County	2	\$77,200.00	
		Claim Loss in County	1	\$6,000.00	
		Totals:	3	\$83,200.00	
Jefferson (Louisiana)	13,964	<u>Claimant Type</u>	<u>Claims Paid</u>	<u>Amount Paid</u>	Payments in County 
		Resident of County	1,280	\$21,627,080.32	
		Resident and Loss in County	2,202	\$53,240,400.00	
		Claim Loss in County	791	\$14,848,085.21	
		Totals:	4,273	\$89,715,565.53	

GCCF Program Statistics - Overall Summary (as of October 8, 2010, 5:05 PM ET)

County	Total Claims	Claimant Type	Claims Paid	Amount Paid	Payments in County
Jefferson (Texas)	495	<u>Claimant Type</u>	<u>Claims Paid</u>	<u>Amount Paid</u>	Payments in County
		Resident of County	86	\$2,695,400.00	
		Resident and Loss in County	208	\$4,891,200.00	
		Claim Loss in County	49	\$920,300.00	
Totals:	343	\$8,506,900.00			
Jefferson Davis (Louisiana)	35	<u>Claimant Type</u>	<u>Claims Paid</u>	<u>Amount Paid</u>	Payments in County
		Resident of County	4	\$40,600.00	
		Resident and Loss in County	8	\$177,100.00	
		Claim Loss in County	2	\$65,000.00	
Totals:	14	\$282,700.00			
Jim Hogg (Texas)	1	<u>Claimant Type</u>	<u>Claims Paid</u>	<u>Amount Paid</u>	Payments in County
		Claim Loss in County	1	\$32,400.00	
Totals:	1	\$32,400.00			
Jim Wells (Texas)	1	<u>Claimant Type</u>	<u>Claims Paid</u>	<u>Amount Paid</u>	Payments in County
		Resident and Loss in County	1	\$79,900.00	
Totals:	1	\$79,900.00			
Johnson (Texas)	6	<u>Claimant Type</u>	<u>Claims Paid</u>	<u>Amount Paid</u>	Payments in County
		Resident of County	2	\$73,600.00	
Totals:	2	\$73,600.00			

GCCF Program Statistics - Overall Summary

(as of October 8, 2010, 5:05 PM ET)

County	Total Claims	Claimant Type	Claims Paid	Amount Paid	Payments in County
Jones (Mississippi)	74	<u>Claimant Type</u>	<u>Claims Paid</u>	<u>Amount Paid</u>	Payments in County  <ul style="list-style-type: none"> Resident Both
		Resident of County	10	\$155,500.00	
		Resident and Loss in County	1	\$50,000.00	
		Totals:	11	\$205,500.00	
Kemper (Mississippi)	4	<u>Claimant Type</u>	<u>Claims Paid</u>	<u>Amount Paid</u>	Payments in County  <ul style="list-style-type: none"> Loss
		Claim Loss in County	2	\$22,200.00	
		Totals:	2	\$22,200.00	
Kendall (Texas)	2	<u>Claimant Type</u>	<u>Claims Paid</u>	<u>Amount Paid</u>	Payments in County  <ul style="list-style-type: none"> Resident
		Resident of County	2	\$15,700.00	
		Totals:	2	\$15,700.00	
Kleberg (Texas)	1	<u>Claimant Type</u>	<u>Claims Paid</u>	<u>Amount Paid</u>	Payments in County  <ul style="list-style-type: none"> Resident
		Resident of County	1	\$32,400.00	
		Totals:	1	\$32,400.00	
Lafayette (Florida)	3	<u>Claimant Type</u>	<u>Claims Paid</u>	<u>Amount Paid</u>	Payments in County  <ul style="list-style-type: none"> Both
		Resident and Loss in County	1	\$226,700.00	
		Totals:	1	\$226,700.00	

GCCF Program Statistics - Overall Summary (as of October 8, 2010, 5:05 PM ET)



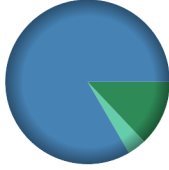

County	Total Claims	Claimant Type	Claims Paid	Amount Paid	Payments in County
Lafayette (Louisiana)	686	<u>Claimant Type</u>	<u>Claims Paid</u>	<u>Amount Paid</u>	
		Resident of County	161	\$3,949,000.00	
		Resident and Loss in County	86	\$2,746,700.00	
		Claim Loss in County	60	\$1,461,800.00	
Totals:	307	\$8,157,500.00			
Lafayette (Mississippi)	9	<u>Claimant Type</u>	<u>Claims Paid</u>	<u>Amount Paid</u>	
		Resident of County	6	\$76,000.00	
		Totals:	6	\$76,000.00	
Lafourche (Louisiana)	1,795	<u>Claimant Type</u>	<u>Claims Paid</u>	<u>Amount Paid</u>	
		Resident of County	154	\$3,105,400.00	
		Resident and Loss in County	850	\$27,401,300.00	
		Claim Loss in County	174	\$4,064,480.32	
Totals:	1,178	\$34,571,180.32			
Lake (Florida)	22	<u>Claimant Type</u>	<u>Claims Paid</u>	<u>Amount Paid</u>	
		Resident of County	6	\$45,900.00	
		Resident and Loss in County	4	\$53,900.00	
Totals:	10	\$99,800.00			
Lamar (Mississippi)	99	<u>Claimant Type</u>	<u>Claims Paid</u>	<u>Amount Paid</u>	
		Resident of County	6	\$96,900.00	
		Resident and Loss in County	1	\$9,500.00	
		Claim Loss in County	2	\$34,000.00	
Totals:	9	\$140,400.00			

GCCF Program Statistics - Overall Summary

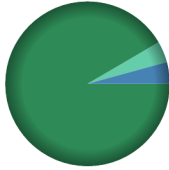
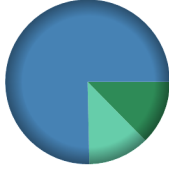



(as of October 8, 2010, 5:05 PM ET)

County	Total Claims	Claimant Type	Claims Paid	Amount Paid	Payments in County
Lamar (Texas)	1	<u>Claimant Type</u>	<u>Claims Paid</u>	<u>Amount Paid</u>	Payments in County  Resident
		Resident of County	1	\$3,200.00	
		Totals:	1	\$3,200.00	
Lauderdale (Alabama)	21	<u>Claimant Type</u>	<u>Claims Paid</u>	<u>Amount Paid</u>	Payments in County  Resident
		Resident of County	12	\$106,600.00	
		Totals:	12	\$106,600.00	
Lauderdale (Mississippi)	43	<u>Claimant Type</u>	<u>Claims Paid</u>	<u>Amount Paid</u>	Payments in County  Resident
		Resident of County	15	\$92,800.00	
		Totals:	15	\$92,800.00	
Lawrence (Alabama)	6	<u>Claimant Type</u>	<u>Claims Paid</u>	<u>Amount Paid</u>	Payments in County  Resident Loss
		Resident of County	2	\$21,200.00	
		Claim Loss in County	1	\$1,400.00	
		Totals:	3	\$22,600.00	
Lawrence (Mississippi)	52	<u>Claimant Type</u>	<u>Claims Paid</u>	<u>Amount Paid</u>	Payments in County  Loss Both
		Resident and Loss in County	5	\$67,500.00	
		Claim Loss in County	2	\$18,500.00	
		Totals:	7	\$86,000.00	

GCCF Program Statistics - Overall Summary (as of October 8, 2010, 5:05 PM ET)


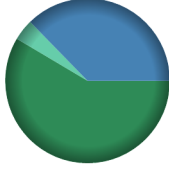


County	Total Claims	Claimant Type	Claims Paid	Amount Paid	Payments in County
Leake (Mississippi)	9	<u>Claimant Type</u>	<u>Claims Paid</u>	<u>Amount Paid</u>	Payments in County  <ul style="list-style-type: none"> Resident
		Resident of County	2	\$63,000.00	
		Totals:	2	\$63,000.00	
Lee (Alabama)	55	<u>Claimant Type</u>	<u>Claims Paid</u>	<u>Amount Paid</u>	Payments in County  <ul style="list-style-type: none"> Resident
		Resident of County	27	\$221,600.00	
		Totals:	27	\$221,600.00	
Lee (Florida)	336	<u>Claimant Type</u>	<u>Claims Paid</u>	<u>Amount Paid</u>	Payments in County  <ul style="list-style-type: none"> Resident Loss Both
		Resident of County	12	\$166,900.00	
		Resident and Loss in County	38	\$1,076,400.00	
		Claim Loss in County	4	\$47,300.00	
Totals:	54	\$1,290,600.00			
Lee (Mississippi)	13	<u>Claimant Type</u>	<u>Claims Paid</u>	<u>Amount Paid</u>	Payments in County  <ul style="list-style-type: none"> Resident
		Resident of County	5	\$55,800.00	
		Totals:	5	\$55,800.00	
Leflore (Mississippi)	2	<u>Claimant Type</u>	<u>Claims Paid</u>	<u>Amount Paid</u>	Payments in County  <ul style="list-style-type: none"> Resident
		Resident of County	1	\$7,800.00	
		Totals:	1	\$7,800.00	

GCCF Program Statistics - Overall Summary (as of October 8, 2010, 5:05 PM ET)

County	Total Claims	Claimant Type	Claims Paid	Amount Paid	Payments in County
Leon (Florida)	236	<u>Claimant Type</u>	<u>Claims Paid</u>	<u>Amount Paid</u>	Payments in County  <ul style="list-style-type: none"> ■ Resident ■ Loss ■ Both
		Resident of County	72	\$1,114,100.00	
		Resident and Loss in County	5	\$51,900.00	
		Claim Loss in County	4	\$50,300.00	
Totals:			81	\$1,216,300.00	
Levy (Florida)	126	<u>Claimant Type</u>	<u>Claims Paid</u>	<u>Amount Paid</u>	Payments in County  <ul style="list-style-type: none"> ■ Resident ■ Loss ■ Both
		Resident of County	10	\$232,900.00	
		Resident and Loss in County	59	\$1,390,900.00	
		Claim Loss in County	6	\$222,500.00	
Totals:			75	\$1,846,300.00	
Liberty (Florida)	40	<u>Claimant Type</u>	<u>Claims Paid</u>	<u>Amount Paid</u>	Payments in County  <ul style="list-style-type: none"> ■ Resident ■ Both
		Resident of County	14	\$132,900.00	
		Resident and Loss in County	4	\$29,800.00	
		Totals:			
Liberty (Texas)	8	<u>Claimant Type</u>	<u>Claims Paid</u>	<u>Amount Paid</u>	Payments in County  <ul style="list-style-type: none"> ■ Resident ■ Both
		Resident of County	1	\$21,500.00	
		Resident and Loss in County	1	\$75,000.00	
		Totals:			
Limestone (Alabama)	36	<u>Claimant Type</u>	<u>Claims Paid</u>	<u>Amount Paid</u>	Payments in County  <ul style="list-style-type: none"> ■ Resident
		Resident of County	24	\$303,400.00	
		Totals:			




GCCF Program Statistics - Overall Summary

(as of October 8, 2010, 5:05 PM ET)

County	Total Claims	Claimant Type	Claims Paid	Amount Paid	Payments in County
Lincoln (Louisiana)	8	<u>Claimant Type</u>	<u>Claims Paid</u>	<u>Amount Paid</u>	Payments in County  <ul style="list-style-type: none"> Resident
		Resident of County	4	\$133,100.00	
		Totals:	4	\$133,100.00	
		Lincoln (Mississippi)	18	<u>Claimant Type</u>	
Resident of County	4			\$12,400.00	
Resident and Loss in County	1			\$22,200.00	
Claim Loss in County	1			\$5,700.00	
Totals:	6	\$40,300.00			
Livingston (Louisiana)	166	<u>Claimant Type</u>	<u>Claims Paid</u>	<u>Amount Paid</u>	Payments in County  <ul style="list-style-type: none"> Resident Loss Both
		Resident of County	40	\$885,400.00	
		Resident and Loss in County	18	\$564,200.00	
		Claim Loss in County	3	\$63,000.00	
Totals:	61	\$1,512,600.00			
Lowndes (Mississippi)	25	<u>Claimant Type</u>	<u>Claims Paid</u>	<u>Amount Paid</u>	Payments in County  <ul style="list-style-type: none"> Resident Both
		Resident of County	10	\$102,500.00	
		Resident and Loss in County	1	\$2,400.00	
		Totals:	11	\$104,900.00	
Lubbock (Texas)	2	<u>Claimant Type</u>	<u>Claims Paid</u>	<u>Amount Paid</u>	Payments in County  <ul style="list-style-type: none"> Resident
		Resident of County	1	\$2,400.00	
		Totals:	1	\$2,400.00	

GCCF Program Statistics - Overall Summary

(as of October 8, 2010, 5:05 PM ET)

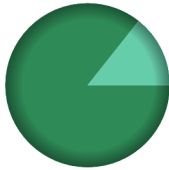

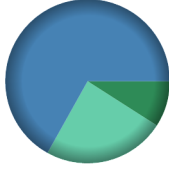

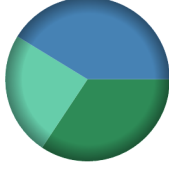
County	Total Claims	Claimant Type	Claims Paid	Amount Paid	Payments in County
Macon (Alabama)	3	<u>Claimant Type</u>	<u>Claims Paid</u>	<u>Amount Paid</u>	Payments in County  <ul style="list-style-type: none"> Resident
		Resident of County	1	\$1,000.00	
		Totals:	1	\$1,000.00	
Madison (Alabama)	175	<u>Claimant Type</u>	<u>Claims Paid</u>	<u>Amount Paid</u>	Payments in County  <ul style="list-style-type: none"> Resident Loss Both
		Resident of County	113	\$1,351,500.00	
		Resident and Loss in County	1	\$48,000.00	
		Claim Loss in County	1	\$3,000.00	
Totals:	115	\$1,402,500.00			
Madison (Florida)	6	<u>Claimant Type</u>	<u>Claims Paid</u>	<u>Amount Paid</u>	Payments in County  <ul style="list-style-type: none"> Resident Loss
		Resident of County	1	\$2,100.00	
		Claim Loss in County	1	\$1,200.00	
Totals:	2	\$3,300.00			
Madison (Louisiana)	1	<u>Claimant Type</u>	<u>Claims Paid</u>	<u>Amount Paid</u>	Payments in County  <ul style="list-style-type: none"> Resident
		Resident of County	1	\$16,200.00	
Totals:	1	\$16,200.00			
Madison (Mississippi)	58	<u>Claimant Type</u>	<u>Claims Paid</u>	<u>Amount Paid</u>	Payments in County  <ul style="list-style-type: none"> Resident Both
		Resident of County	25	\$269,700.00	
		Resident and Loss in County	3	\$52,400.00	
		Totals:	28	\$322,100.00	

GCCF Program Statistics - Overall Summary (as of October 8, 2010, 5:05 PM ET)

County	Total Claims	Claimant Type	Claims Paid	Amount Paid	Payments in County
Manatee (Florida)	165	<u>Claimant Type</u>	<u>Claims Paid</u>	<u>Amount Paid</u>	
		Resident of County	13	\$379,500.00	
		Resident and Loss in County	27	\$896,400.00	
		Claim Loss in County	7	\$243,800.00	
Totals:	47	\$1,519,700.00			
Marengo (Alabama)	16	<u>Claimant Type</u>	<u>Claims Paid</u>	<u>Amount Paid</u>	
		Resident of County	11	\$71,100.00	
		Totals:	11	\$71,100.00	
Marion (Alabama)	4	<u>Claimant Type</u>	<u>Claims Paid</u>	<u>Amount Paid</u>	
		Resident of County	1	\$1,200.00	
		Totals:	1	\$1,200.00	
Marion (Florida)	33	<u>Claimant Type</u>	<u>Claims Paid</u>	<u>Amount Paid</u>	
		Resident of County	8	\$104,400.00	
		Resident and Loss in County	1	\$35,400.00	
		Claim Loss in County	1	\$26,000.00	
Totals:	10	\$165,800.00			
Marion (Mississippi)	151	<u>Claimant Type</u>	<u>Claims Paid</u>	<u>Amount Paid</u>	
		Resident of County	5	\$125,600.00	
		Resident and Loss in County	6	\$135,300.00	
		Claim Loss in County	1	\$18,000.00	
Totals:	12	\$278,900.00			


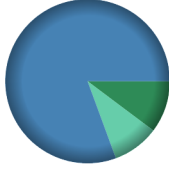

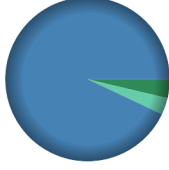

GCCF Program Statistics - Overall Summary

(as of October 8, 2010, 5:05 PM ET)

County	Total Claims	Claimant Type	Claims Paid	Amount Paid	Payments in County
Marshall (Alabama)	44	<u>Claimant Type</u>	<u>Claims Paid</u>	<u>Amount Paid</u>	Payments in County  <ul style="list-style-type: none"> Resident Both
		Resident of County	20	\$222,300.00	
		Resident and Loss in County	1	\$37,200.00	
		Totals:	21	\$259,500.00	
Martin (Florida)	18	<u>Claimant Type</u>	<u>Claims Paid</u>	<u>Amount Paid</u>	Payments in County  <ul style="list-style-type: none"> Resident Both
		Resident of County	1	\$2,200.00	
		Resident and Loss in County	5	\$109,500.00	
		Totals:	6	\$111,700.00	
Matagorda (Texas)	129	<u>Claimant Type</u>	<u>Claims Paid</u>	<u>Amount Paid</u>	Payments in County  <ul style="list-style-type: none"> Resident Loss Both
		Resident of County	11	\$291,900.00	
		Resident and Loss in County	53	\$2,152,800.00	
		Claim Loss in County	11	\$773,100.00	
Totals:	75	\$3,217,800.00			
McLennan (Texas)	11	<u>Claimant Type</u>	<u>Claims Paid</u>	<u>Amount Paid</u>	Payments in County  <ul style="list-style-type: none"> Resident
		Resident of County	4	\$77,300.00	
		Totals:	4	\$77,300.00	
Miami-dade (Florida)	198	<u>Claimant Type</u>	<u>Claims Paid</u>	<u>Amount Paid</u>	Payments in County  <ul style="list-style-type: none"> Resident Loss Both
		Resident of County	15	\$284,900.00	
		Resident and Loss in County	8	\$342,400.00	
		Claim Loss in County	8	\$202,700.00	
Totals:	31	\$830,000.00			

GCCF Program Statistics - Overall Summary

(as of October 8, 2010, 5:05 PM ET)

County	Total Claims	Claimant Type	Claims Paid	Amount Paid	Payments in County
Milam (Texas)	1	<u>Claimant Type</u>	<u>Claims Paid</u>	<u>Amount Paid</u>	Payments in County  <ul style="list-style-type: none"> Resident
		Resident of County	1	\$5,800.00	
		Totals:	1	\$5,800.00	
Mobile (Alabama)	9,266	<u>Claimant Type</u>	<u>Claims Paid</u>	<u>Amount Paid</u>	Payments in County  <ul style="list-style-type: none"> Resident Loss Both
		Resident of County	548	\$8,221,865.00	
		Resident and Loss in County	3,407	\$64,623,400.00	
		Claim Loss in County	358	\$7,331,800.00	
Totals:	4,313	\$80,177,065.00			
Monroe (Alabama)	66	<u>Claimant Type</u>	<u>Claims Paid</u>	<u>Amount Paid</u>	Payments in County  <ul style="list-style-type: none"> Resident Both
		Resident of County	33	\$568,600.00	
		Resident and Loss in County	11	\$150,400.00	
		Totals:	44	\$719,000.00	
Monroe (Florida)	916	<u>Claimant Type</u>	<u>Claims Paid</u>	<u>Amount Paid</u>	Payments in County  <ul style="list-style-type: none"> Resident Loss Both
		Resident of County	11	\$271,800.00	
		Resident and Loss in County	220	\$6,800,400.00	
		Claim Loss in County	11	\$241,300.00	
Totals:	242	\$7,313,500.00			
Monroe (Mississippi)	10	<u>Claimant Type</u>	<u>Claims Paid</u>	<u>Amount Paid</u>	Payments in County  <ul style="list-style-type: none"> Resident
		Resident of County	7	\$86,700.00	
		Totals:	7	\$86,700.00	

GCCF Program Statistics - Overall Summary

(as of October 8, 2010, 5:05 PM ET)

County	Total Claims	Claimant Type	Claims Paid	Amount Paid	Payments in County
Montgomery (Alabama)	145	<u>Claimant Type</u>	<u>Claims Paid</u>	<u>Amount Paid</u>	Payments in County
		Resident of County	69	\$687,000.00	
		Resident and Loss in County	3	\$241,700.00	
		Totals:	72	\$928,700.00	
Montgomery (Mississippi)	1	<u>Claimant Type</u>	<u>Claims Paid</u>	<u>Amount Paid</u>	Payments in County
		Resident of County	1	\$20,000.00	
		Totals:	1	\$20,000.00	
		Montgomery (Texas)	66	<u>Claimant Type</u>	
Resident of County	16			\$299,700.00	
Resident and Loss in County	2			\$70,700.00	
Totals:	18			\$370,400.00	
Morgan (Alabama)	67	<u>Claimant Type</u>	<u>Claims Paid</u>	<u>Amount Paid</u>	Payments in County
		Resident of County	39	\$391,400.00	
		Totals:	39	\$391,400.00	
		Nacogdoches (Texas)	12	<u>Claimant Type</u>	
Resident of County	1			\$41,600.00	
Claim Loss in County	4			\$250,400.00	
Totals:	5			\$292,000.00	

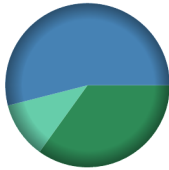
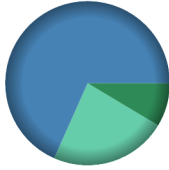


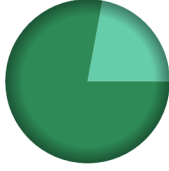
GCCF Program Statistics - Overall Summary

(as of October 8, 2010, 5:05 PM ET)

County	Total Claims	Claimant Type	Claims Paid	Amount Paid	Payments in County
Nassau (Florida)	8	<u>Claimant Type</u>	<u>Claims Paid</u>	<u>Amount Paid</u>	
		Resident of County	2	\$58,700.00	
		Resident and Loss in County	2	\$31,100.00	
		Claim Loss in County	1	\$1,700.00	
Totals:	5	\$91,500.00			
Natchitoches (Louisiana)	8	<u>Claimant Type</u>	<u>Claims Paid</u>	<u>Amount Paid</u>	
		Resident of County	3	\$61,000.00	
		Resident and Loss in County	2	\$48,400.00	
		Totals:	5	\$109,400.00	
Neshoba (Mississippi)	13	<u>Claimant Type</u>	<u>Claims Paid</u>	<u>Amount Paid</u>	
		Resident of County	1	\$138,900.00	
		Claim Loss in County	1	\$6,000.00	
		Totals:	2	\$144,900.00	
Newton (Mississippi)	7	<u>Claimant Type</u>	<u>Claims Paid</u>	<u>Amount Paid</u>	
		Resident of County	2	\$80,000.00	
		Totals:	2	\$80,000.00	
Noxubee (Mississippi)	4	<u>Claimant Type</u>	<u>Claims Paid</u>	<u>Amount Paid</u>	
		Resident of County	1	\$8,800.00	
		Totals:	1	\$8,800.00	

GCCF Program Statistics - Overall Summary

(as of October 8, 2010, 5:05 PM ET)



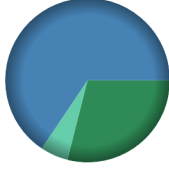
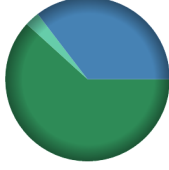

County	Total Claims	Claimant Type	Claims Paid	Amount Paid	Payments in County
Nueces (Texas)	30	<u>Claimant Type</u>	<u>Claims Paid</u>	<u>Amount Paid</u>	Payments in County  <ul style="list-style-type: none"> ■ Resident ■ Loss ■ Both
		Resident of County	3	\$47,800.00	
		Resident and Loss in County	3	\$73,900.00	
		Claim Loss in County	1	\$15,200.00	
Totals:	7	\$136,900.00			
Okaloosa (Florida)	10,831	<u>Claimant Type</u>	<u>Claims Paid</u>	<u>Amount Paid</u>	Payments in County  <ul style="list-style-type: none"> ■ Resident ■ Loss ■ Both
		Resident of County	693	\$9,760,000.00	
		Resident and Loss in County	4,024	\$77,613,500.00	
		Claim Loss in County	2,051	\$26,196,000.00	
Totals:	6,768	\$113,569,500.00			
Okeechobee (Florida)	5	<u>Claimant Type</u>	<u>Claims Paid</u>	<u>Amount Paid</u>	Payments in County  <ul style="list-style-type: none"> ■ Loss
		Claim Loss in County	1	\$5,000.00	
Totals:	1	\$5,000.00			
Oktibbeha (Mississippi)	12	<u>Claimant Type</u>	<u>Claims Paid</u>	<u>Amount Paid</u>	Payments in County  <ul style="list-style-type: none"> ■ Resident
		Resident of County	8	\$64,000.00	
Totals:	8	\$64,000.00			
Orange (Florida)	133	<u>Claimant Type</u>	<u>Claims Paid</u>	<u>Amount Paid</u>	Payments in County  <ul style="list-style-type: none"> ■ Resident ■ Both
		Resident of County	36	\$652,700.00	
		Resident and Loss in County	6	\$185,000.00	
		Totals:	42	\$837,700.00	

GCCF Program Statistics - Overall Summary (as of October 8, 2010, 5:05 PM ET)

County	Total Claims	Claimant Type	Claims Paid	Amount Paid	Payments in County
Orange (Texas)	48	<u>Claimant Type</u>	<u>Claims Paid</u>	<u>Amount Paid</u>	
		Resident of County	11	\$157,200.00	
		Resident and Loss in County	9	\$311,600.00	
		Claim Loss in County	12	\$217,600.00	
Totals:	32	\$686,400.00			
Orleans (Louisiana)	19,377	<u>Claimant Type</u>	<u>Claims Paid</u>	<u>Amount Paid</u>	
		Resident of County	573	\$10,063,800.00	
		Resident and Loss in County	3,137	\$50,448,600.00	
		Claim Loss in County	1,472	\$23,925,000.00	
Totals:	5,182	\$84,437,400.00			
Osceola (Florida)	7	<u>Claimant Type</u>	<u>Claims Paid</u>	<u>Amount Paid</u>	
		Resident of County	2	\$15,400.00	
Totals:	2	\$15,400.00			
Ouachita (Louisiana)	52	<u>Claimant Type</u>	<u>Claims Paid</u>	<u>Amount Paid</u>	
		Resident of County	20	\$186,600.00	
		Resident and Loss in County	4	\$87,600.00	
Totals:	24	\$274,200.00			
Palm Beach (Florida)	104	<u>Claimant Type</u>	<u>Claims Paid</u>	<u>Amount Paid</u>	
		Resident of County	10	\$168,700.00	
		Resident and Loss in County	8	\$447,500.00	
		Claim Loss in County	3	\$24,300.00	
Totals:	21	\$640,500.00			



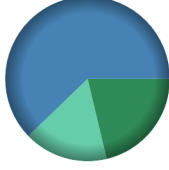
GCCF Program Statistics - Overall Summary

(as of October 8, 2010, 5:05 PM ET)

County	Total Claims	Claimant Type	Claims Paid	Amount Paid	Payments in County
Panola (Mississippi)	3	<u>Claimant Type</u>	<u>Claims Paid</u>	<u>Amount Paid</u>	Payments in County  <ul style="list-style-type: none"> Resident
		Resident of County	2	\$14,700.00	
		Totals:	2	\$14,700.00	
Parker (Texas)	3	<u>Claimant Type</u>	<u>Claims Paid</u>	<u>Amount Paid</u>	Payments in County  <ul style="list-style-type: none"> Resident
		Resident of County	1	\$5,800.00	
		Totals:	1	\$5,800.00	
Pasco (Florida)	284	<u>Claimant Type</u>	<u>Claims Paid</u>	<u>Amount Paid</u>	Payments in County  <ul style="list-style-type: none"> Resident Loss Both
		Resident of County	50	\$865,400.00	
		Resident and Loss in County	71	\$1,960,700.00	
		Claim Loss in County	9	\$163,400.00	
		Totals:	130	\$2,989,500.00	
Pearl River (Mississippi)	270	<u>Claimant Type</u>	<u>Claims Paid</u>	<u>Amount Paid</u>	Payments in County  <ul style="list-style-type: none"> Resident Loss Both
		Resident of County	60	\$942,900.00	
		Resident and Loss in County	15	\$540,100.00	
		Claim Loss in County	1	\$44,000.00	
		Totals:	76	\$1,527,000.00	
Perry (Alabama)	3	<u>Claimant Type</u>	<u>Claims Paid</u>	<u>Amount Paid</u>	Payments in County  <ul style="list-style-type: none"> Loss
		Claim Loss in County	1	\$35,000.00	
		Totals:	1	\$35,000.00	

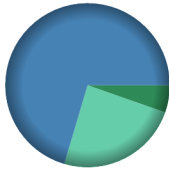

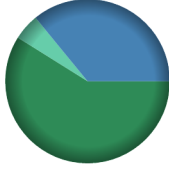


GCCF Program Statistics - Overall Summary

(as of October 8, 2010, 5:05 PM ET)






County	Total Claims	Claimant Type	Claims Paid	Amount Paid	Payments in County
Perry (Mississippi)	29	<u>Claimant Type</u>	<u>Claims Paid</u>	<u>Amount Paid</u>	Payments in County  <ul style="list-style-type: none"> ■ Resident ■ Both
		Resident of County	2	\$71,600.00	
		Resident and Loss in County	3	\$44,200.00	
		Totals:	5	\$115,800.00	
Pickens (Alabama)	10	<u>Claimant Type</u>	<u>Claims Paid</u>	<u>Amount Paid</u>	Payments in County  <ul style="list-style-type: none"> ■ Resident
		Resident of County	4	\$29,000.00	
		Totals:	4	\$29,000.00	
		Pike (Alabama)	16	<u>Claimant Type</u>	
Resident of County	4			\$28,000.00	
Totals:	4			\$28,000.00	
Pike (Mississippi)	56			<u>Claimant Type</u>	<u>Claims Paid</u>
		Resident of County	12	\$146,700.00	
		Resident and Loss in County	1	\$12,600.00	
		Claim Loss in County	1	\$12,000.00	
		Totals:	14	\$171,300.00	
Pinellas (Florida)	1,226	<u>Claimant Type</u>	<u>Claims Paid</u>	<u>Amount Paid</u>	Payments in County  <ul style="list-style-type: none"> ■ Resident ■ Loss ■ Both
		Resident of County	35	\$1,271,400.00	
		Resident and Loss in County	155	\$3,716,100.00	
		Claim Loss in County	50	\$986,400.00	
		Totals:	240	\$5,973,900.00	

GCCF Program Statistics - Overall Summary





(as of October 8, 2010, 5:05 PM ET)

County	Total Claims	Claimant Type	Claims Paid	Amount Paid	Payments in County
Plaquemines (Louisiana)	2,757	<u>Claimant Type</u>	<u>Claims Paid</u>	<u>Amount Paid</u>	Payments in County  <ul style="list-style-type: none"> ■ Resident ■ Loss ■ Both
		Resident of County	92	\$3,325,900.00	
		Resident and Loss in County	997	\$43,534,300.00	
		Claim Loss in County	508	\$14,952,700.00	
Totals:		1,597	\$61,812,900.00		
Pointe Coupee (Louisiana)	24	<u>Claimant Type</u>	<u>Claims Paid</u>	<u>Amount Paid</u>	Payments in County  <ul style="list-style-type: none"> ■ Resident ■ Both
		Resident of County	4	\$52,400.00	
		Resident and Loss in County	2	\$37,000.00	
		Totals:		6	
Polk (Florida)	40	<u>Claimant Type</u>	<u>Claims Paid</u>	<u>Amount Paid</u>	Payments in County  <ul style="list-style-type: none"> ■ Resident ■ Loss ■ Both
		Resident of County	8	\$104,700.00	
		Resident and Loss in County	5	\$63,800.00	
		Claim Loss in County	1	\$9,200.00	
Totals:		14	\$177,700.00		
Polk (Texas)	4	<u>Claimant Type</u>	<u>Claims Paid</u>	<u>Amount Paid</u>	Payments in County  <ul style="list-style-type: none"> ■ Resident
		Resident of County	1	\$80,700.00	
		Totals:		1	
Putnam (Florida)	4	<u>Claimant Type</u>	<u>Claims Paid</u>	<u>Amount Paid</u>	Payments in County  <ul style="list-style-type: none"> ■ Both
		Resident and Loss in County	2	\$51,500.00	
		Totals:		2	

GCCF Program Statistics - Overall Summary (as of October 8, 2010, 5:05 PM ET)

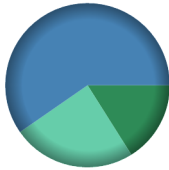
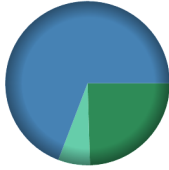
County	Total Claims	Claimant Type	Claims Paid	Amount Paid	Payments in County
Randolph (Alabama)	7	<u>Claimant Type</u>	<u>Claims Paid</u>	<u>Amount Paid</u>	Payments in County  Resident
		Resident of County	4	\$50,300.00	
		Totals:	4	\$50,300.00	
Rankin (Mississippi)	45	<u>Claimant Type</u>	<u>Claims Paid</u>	<u>Amount Paid</u>	Payments in County  Resident
		Resident of County	22	\$398,200.00	
		Totals:	22	\$398,200.00	
Rapides (Louisiana)	81	<u>Claimant Type</u>	<u>Claims Paid</u>	<u>Amount Paid</u>	Payments in County  Resident Both
		Resident of County	16	\$302,100.00	
		Resident and Loss in County	5	\$305,100.00	
Totals:	21	\$607,200.00			
Richland (Louisiana)	4	<u>Claimant Type</u>	<u>Claims Paid</u>	<u>Amount Paid</u>	Payments in County  Resident
		Resident of County	3	\$29,000.00	
		Totals:	3	\$29,000.00	
Rockwall (Texas)	5	<u>Claimant Type</u>	<u>Claims Paid</u>	<u>Amount Paid</u>	Payments in County  Resident
		Resident of County	3	\$13,000.00	
		Totals:	3	\$13,000.00	

GCCF Program Statistics - Overall Summary (as of October 8, 2010, 5:05 PM ET)




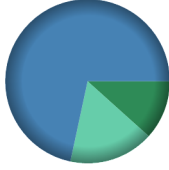
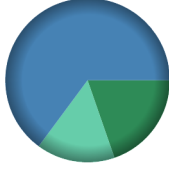
County	Total Claims	Claimant Type	Claims Paid	Amount Paid	Payments in County
Russell (Alabama)	10	<u>Claimant Type</u>	<u>Claims Paid</u>	<u>Amount Paid</u>	Payments in County  Resident
		Resident of County	2	\$21,100.00	
		Totals:	2	\$21,100.00	
Sabine (Louisiana)	7	<u>Claimant Type</u>	<u>Claims Paid</u>	<u>Amount Paid</u>	Payments in County  Resident
		Resident of County	1	\$16,800.00	
		Totals:	1	\$16,800.00	
Sabine (Texas)	1	<u>Claimant Type</u>	<u>Claims Paid</u>	<u>Amount Paid</u>	Payments in County  Resident
		Resident of County	1	\$40,000.00	
		Totals:	1	\$40,000.00	
San Jacinto (Texas)	5	<u>Claimant Type</u>	<u>Claims Paid</u>	<u>Amount Paid</u>	Payments in County  Resident Loss
		Resident of County	1	\$35,000.00	
		Claim Loss in County	1	\$22,500.00	
		Totals:	2	\$57,500.00	
San Patricio (Texas)	20	<u>Claimant Type</u>	<u>Claims Paid</u>	<u>Amount Paid</u>	Payments in County  Both
		Resident and Loss in County	3	\$115,300.00	
		Totals:	3	\$115,300.00	

GCCF Program Statistics - Overall Summary

(as of October 8, 2010, 5:05 PM ET)



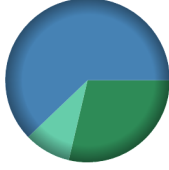

County	Total Claims	Claimant Type	Claims Paid	Amount Paid	Payments in County
Santa Rosa (Florida)	3,905	<u>Claimant Type</u>	<u>Claims Paid</u>	<u>Amount Paid</u>	Payments in County  <ul style="list-style-type: none"> ■ Resident ■ Loss ■ Both
		Resident of County	509	\$6,490,700.00	
		Resident and Loss in County	1,081	\$24,118,800.00	
		Claim Loss in County	805	\$9,815,300.00	
Totals:	2,395	\$40,424,800.00			
Sarasota (Florida)	169	<u>Claimant Type</u>	<u>Claims Paid</u>	<u>Amount Paid</u>	Payments in County  <ul style="list-style-type: none"> ■ Resident ■ Loss ■ Both
		Resident of County	6	\$59,900.00	
		Resident and Loss in County	6	\$169,000.00	
		Claim Loss in County	2	\$15,300.00	
Totals:	14	\$244,200.00			
Scott (Mississippi)	22	<u>Claimant Type</u>	<u>Claims Paid</u>	<u>Amount Paid</u>	Payments in County  <ul style="list-style-type: none"> ■ Resident
		Resident of County	5	\$53,300.00	
Totals:	5	\$53,300.00			
Seminole (Florida)	35	<u>Claimant Type</u>	<u>Claims Paid</u>	<u>Amount Paid</u>	Payments in County  <ul style="list-style-type: none"> ■ Resident
		Resident of County	9	\$74,500.00	
Totals:	9	\$74,500.00			
Sharkey (Mississippi)	1	<u>Claimant Type</u>	<u>Claims Paid</u>	<u>Amount Paid</u>	Payments in County  <ul style="list-style-type: none"> ■ Resident
		Resident of County	1	\$4,800.00	
Totals:	1	\$4,800.00			

GCCF Program Statistics - Overall Summary (as of October 8, 2010, 5:05 PM ET)

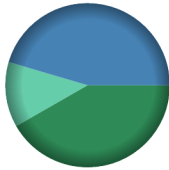

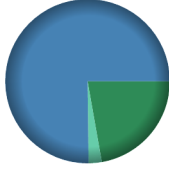
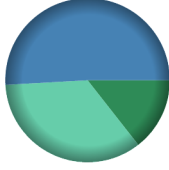
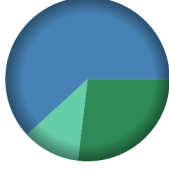
County	Total Claims	Claimant Type	Claims Paid	Amount Paid	Payments in County
Shelby (Alabama)	170	<u>Claimant Type</u>	<u>Claims Paid</u>	<u>Amount Paid</u>	Payments in County  <ul style="list-style-type: none"> ■ Resident ■ Loss ■ Both
		Resident of County	103	\$991,700.00	
		Resident and Loss in County	2	\$23,500.00	
		Claim Loss in County	1	\$28,800.00	
Totals:	106	\$1,044,000.00			
Simpson (Mississippi)	27	<u>Claimant Type</u>	<u>Claims Paid</u>	<u>Amount Paid</u>	Payments in County  <ul style="list-style-type: none"> ■ Resident
		Resident of County	2	\$36,200.00	
		Totals:	2	\$36,200.00	
Smith (Texas)	4	<u>Claimant Type</u>	<u>Claims Paid</u>	<u>Amount Paid</u>	Payments in County  <ul style="list-style-type: none"> ■ Resident
		Resident of County	1	\$35,200.00	
		Totals:	1	\$35,200.00	
St. Bernard (Louisiana)	1,776	<u>Claimant Type</u>	<u>Claims Paid</u>	<u>Amount Paid</u>	Payments in County  <ul style="list-style-type: none"> ■ Resident ■ Loss ■ Both
		Resident of County	176	\$2,982,100.00	
		Resident and Loss in County	567	\$18,309,300.00	
		Claim Loss in County	139	\$4,264,900.00	
Totals:	882	\$25,556,300.00			
St. Charles (Louisiana)	847	<u>Claimant Type</u>	<u>Claims Paid</u>	<u>Amount Paid</u>	Payments in County  <ul style="list-style-type: none"> ■ Resident ■ Loss ■ Both
		Resident of County	87	\$1,394,700.00	
		Resident and Loss in County	160	\$4,593,300.00	
		Claim Loss in County	60	\$1,092,500.00	
Totals:	307	\$7,080,500.00			

GCCF Program Statistics - Overall Summary

(as of October 8, 2010, 5:05 PM ET)

County	Total Claims	Claimant Type	Claims Paid	Amount Paid	Payments in County
St. Clair (Alabama)	35	<u>Claimant Type</u>	<u>Claims Paid</u>	<u>Amount Paid</u>	Payments in County  <ul style="list-style-type: none"> Resident
		Resident of County	23	\$296,800.00	
		Totals:	23	\$296,800.00	
		St. Helena (Louisiana)	14	<u>Claimant Type</u>	
Resident of County	3			\$50,500.00	
Claim Loss in County	1			\$25,000.00	
Totals:	4			\$75,500.00	
St. James (Louisiana)	95	<u>Claimant Type</u>	<u>Claims Paid</u>	<u>Amount Paid</u>	Payments in County  <ul style="list-style-type: none"> Resident Both
		Resident of County	5	\$142,800.00	
		Resident and Loss in County	8	\$154,100.00	
		Totals:	13	\$296,900.00	
St. John The Baptist (Louisiana)	613	<u>Claimant Type</u>	<u>Claims Paid</u>	<u>Amount Paid</u>	Payments in County  <ul style="list-style-type: none"> Resident Loss Both
		Resident of County	39	\$477,000.00	
		Resident and Loss in County	31	\$1,034,100.00	
		Claim Loss in County	8	\$152,600.00	
Totals:	78	\$1,663,700.00			
St. Johns (Florida)	24	<u>Claimant Type</u>	<u>Claims Paid</u>	<u>Amount Paid</u>	Payments in County  <ul style="list-style-type: none"> Resident Both
		Resident of County	6	\$121,200.00	
		Resident and Loss in County	4	\$76,500.00	
		Totals:	10	\$197,700.00	


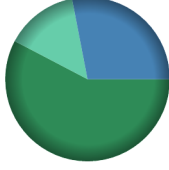
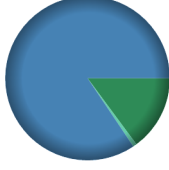
GCCF Program Statistics - Overall Summary (as of October 8, 2010, 5:05 PM ET)

County	Total Claims	Claimant Type	Claims Paid	Amount Paid	Payments in County
St. Landry (Louisiana)	98	<u>Claimant Type</u>	<u>Claims Paid</u>	<u>Amount Paid</u>	 <ul style="list-style-type: none"> ■ Resident ■ Loss ■ Both
		Resident of County	15	\$375,100.00	
		Resident and Loss in County	12	\$408,500.00	
		Claim Loss in County	3	\$115,700.00	
Totals:	30	\$899,300.00			
St. Lucie (Florida)	15	<u>Claimant Type</u>	<u>Claims Paid</u>	<u>Amount Paid</u>	 <ul style="list-style-type: none"> ■ Resident ■ Both
		Resident of County	3	\$66,500.00	
		Resident and Loss in County	1	\$60,000.00	
		Totals:	4	\$126,500.00	
St. Martin (Louisiana)	366	<u>Claimant Type</u>	<u>Claims Paid</u>	<u>Amount Paid</u>	 <ul style="list-style-type: none"> ■ Resident ■ Loss ■ Both
		Resident of County	38	\$832,900.00	
		Resident and Loss in County	124	\$2,818,250.00	
		Claim Loss in County	7	\$96,700.00	
Totals:	169	\$3,747,850.00			
St. Mary (Louisiana)	808	<u>Claimant Type</u>	<u>Claims Paid</u>	<u>Amount Paid</u>	 <ul style="list-style-type: none"> ■ Resident ■ Loss ■ Both
		Resident of County	79	\$1,950,400.00	
		Resident and Loss in County	278	\$6,881,200.00	
		Claim Loss in County	133	\$4,689,600.00	
Totals:	490	\$13,521,200.00			
St. Tammany (Louisiana)	2,223	<u>Claimant Type</u>	<u>Claims Paid</u>	<u>Amount Paid</u>	 <ul style="list-style-type: none"> ■ Resident ■ Loss ■ Both
		Resident of County	333	\$6,540,900.00	
		Resident and Loss in County	521	\$15,036,300.00	
		Claim Loss in County	125	\$2,756,765.00	
Totals:	979	\$24,333,965.00			

GCCF Program Statistics - Overall Summary (as of October 8, 2010, 5:05 PM ET)

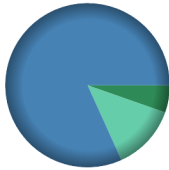



County	Total Claims	Claimant Type	Claims Paid	Amount Paid	Payments in County
Stone (Mississippi)	281	<u>Claimant Type</u>	<u>Claims Paid</u>	<u>Amount Paid</u>	Payments in County <ul style="list-style-type: none"> Resident Loss Both
		Resident of County	47	\$819,900.00	
		Resident and Loss in County	12	\$609,900.00	
		Claim Loss in County	4	\$70,800.00	
Totals:	63	\$1,500,600.00			
Sumter (Alabama)	5	<u>Claimant Type</u>	<u>Claims Paid</u>	<u>Amount Paid</u>	Payments in County <ul style="list-style-type: none"> Resident
		Resident of County	1	\$4,300.00	
		Totals:	1	\$4,300.00	
Sumter (Florida)	8	<u>Claimant Type</u>	<u>Claims Paid</u>	<u>Amount Paid</u>	Payments in County <ul style="list-style-type: none"> Resident
		Resident of County	4	\$63,300.00	
		Totals:	4	\$63,300.00	
Sunflower (Mississippi)	6	<u>Claimant Type</u>	<u>Claims Paid</u>	<u>Amount Paid</u>	Payments in County <ul style="list-style-type: none"> Resident
		Resident of County	2	\$22,600.00	
		Totals:	2	\$22,600.00	
Suwannee (Florida)	3	<u>Claimant Type</u>	<u>Claims Paid</u>	<u>Amount Paid</u>	Payments in County <ul style="list-style-type: none"> Resident
		Resident of County	1	\$3,200.00	
		Totals:	1	\$3,200.00	

GCCF Program Statistics - Overall Summary (as of October 8, 2010, 5:05 PM ET)

County	Total Claims	Claimant Type	Claims Paid	Amount Paid	Payments in County
Talladega (Alabama)	27	<u>Claimant Type</u>	<u>Claims Paid</u>	<u>Amount Paid</u>	Payments in County  Resident
		Resident of County	19	\$113,500.00	
		Totals:	19	\$113,500.00	
		Tallapoosa (Alabama)	19	<u>Claimant Type</u>	
Resident of County	6			\$40,500.00	
Totals:	6			\$40,500.00	
Tangipahoa (Louisiana)	457			<u>Claimant Type</u>	<u>Claims Paid</u>
		Resident of County	80	\$1,835,400.00	
		Resident and Loss in County	75	\$1,220,900.00	
		Claim Loss in County	20	\$647,700.00	
		Totals:	175	\$3,704,000.00	
Tarrant (Texas)	111	<u>Claimant Type</u>	<u>Claims Paid</u>	<u>Amount Paid</u>	Payments in County  Resident Loss Both
		Resident of County	38	\$722,600.00	
		Resident and Loss in County	4	\$351,100.00	
		Claim Loss in County	4	\$178,700.00	
		Totals:	46	\$1,252,400.00	
Taylor (Florida)	49	<u>Claimant Type</u>	<u>Claims Paid</u>	<u>Amount Paid</u>	Payments in County  Resident Loss Both
		Resident of County	6	\$99,000.00	
		Resident and Loss in County	23	\$561,200.00	
		Claim Loss in County	1	\$4,800.00	
		Totals:	30	\$665,000.00	

GCCF Program Statistics - Overall Summary

(as of October 8, 2010, 5:05 PM ET)

Terrebonne (Louisiana)	3,348	<u>Claimant Type</u>	<u>Claims Paid</u>	<u>Amount Paid</u>	Payments in County 
		Resident of County	131	\$2,975,485.21	
		Resident and Loss in County	1,794	\$45,245,800.00	
		Claim Loss in County	303	\$7,128,900.00	
		Totals:	2,228	\$55,350,185.21	
Tishomingo (Mississippi)	1	<u>Claimant Type</u>	<u>Claims Paid</u>	<u>Amount Paid</u>	Payments in County 
		Resident of County	1	\$2,100.00	
		Totals:	1	\$2,100.00	
Travis (Texas)	41	<u>Claimant Type</u>	<u>Claims Paid</u>	<u>Amount Paid</u>	Payments in County 
		Resident of County	10	\$121,400.00	
		Resident and Loss in County	1	\$15,000.00	
		Totals:	11	\$136,400.00	
Tuscaloosa (Alabama)	138	<u>Claimant Type</u>	<u>Claims Paid</u>	<u>Amount Paid</u>	Payments in County 
		Resident of County	82	\$753,100.00	
		Resident and Loss in County	1	\$7,000.00	
		Claim Loss in County	2	\$49,000.00	
		Totals:	85	\$809,100.00	
Tyler (Texas)	3	<u>Claimant Type</u>	<u>Claims Paid</u>	<u>Amount Paid</u>	Payments in County 
		Resident of County	3	\$28,000.00	
		Totals:	3	\$28,000.00	



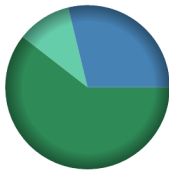
GCCF Program Statistics - Overall Summary

(as of October 8, 2010, 5:05 PM ET)



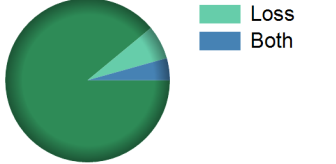

Union (Louisiana)	7	<u>Claimant Type</u>	<u>Claims Paid</u>	<u>Amount Paid</u>	Payments in County
		Resident of County	2	\$95,500.00	
		Resident and Loss in County	1	\$40,800.00	
		Totals:	3	\$136,300.00	
Unknown (Alabama)	67	<u>Claimant Type</u>	<u>Claims Paid</u>	<u>Amount Paid</u>	Payments in County
		Resident of County	30	\$843,300.00	
		Totals:	30	\$843,300.00	
Unknown (Florida)	61	<u>Claimant Type</u>	<u>Claims Paid</u>	<u>Amount Paid</u>	Payments in County
		Resident of County	25	\$635,600.00	
		Totals:	25	\$635,600.00	
Unknown (Louisiana)	127	<u>Claimant Type</u>	<u>Claims Paid</u>	<u>Amount Paid</u>	Payments in County
		Resident of County	38	\$855,900.00	
		Totals:	38	\$855,900.00	
Unknown (Mississippi)	43	<u>Claimant Type</u>	<u>Claims Paid</u>	<u>Amount Paid</u>	Payments in County
		Resident of County	13	\$194,100.00	
		Totals:	13	\$194,100.00	

GCCF Program Statistics - Overall Summary

(as of October 8, 2010, 5:05 PM ET)

County	Total Claims	Claimant Type	Claims Paid	Amount Paid	Payments in County
Unknown (Texas)	7	<u>Claimant Type</u>	<u>Claims Paid</u>	<u>Amount Paid</u>	Payments in County  <ul style="list-style-type: none"> Resident
		Resident of County	1	\$1,000.00	
		Totals:	1	\$1,000.00	
Vermilion (Louisiana)	954	<u>Claimant Type</u>	<u>Claims Paid</u>	<u>Amount Paid</u>	Payments in County  <ul style="list-style-type: none"> Resident Loss Both
		Resident of County	91	\$1,909,800.00	
		Resident and Loss in County	480	\$11,601,200.00	
		Claim Loss in County	153	\$10,412,400.00	
		Totals:	724	\$23,923,400.00	
Vernon (Louisiana)	11	<u>Claimant Type</u>	<u>Claims Paid</u>	<u>Amount Paid</u>	Payments in County  <ul style="list-style-type: none"> Loss
		Claim Loss in County	3	\$133,000.00	
		Totals:	3	\$133,000.00	
Victoria (Texas)	6	<u>Claimant Type</u>	<u>Claims Paid</u>	<u>Amount Paid</u>	Payments in County  <ul style="list-style-type: none"> Resident
		Resident of County	3	\$44,700.00	
		Totals:	3	\$44,700.00	
Volusia (Florida)	45	<u>Claimant Type</u>	<u>Claims Paid</u>	<u>Amount Paid</u>	Payments in County  <ul style="list-style-type: none"> Resident Loss Both
		Resident of County	5	\$193,500.00	
		Resident and Loss in County	2	\$92,000.00	
		Claim Loss in County	3	\$34,100.00	
		Totals:	10	\$319,600.00	

GCCF Program Statistics - Overall Summary (as of October 8, 2010, 5:05 PM ET)






County	Total Claims	Claimant Type	Claims Paid	Amount Paid	Payments in County
W. Baton Rouge (Louisiana)	18	<u>Claimant Type</u>	<u>Claims Paid</u>	<u>Amount Paid</u>	Payments in County 
		Resident and Loss in County	1	\$28,100.00	
		Claim Loss in County	1	\$3,700.00	
		Totals:	2	\$31,800.00	
W. Feliciana (Louisiana)	9	<u>Claimant Type</u>	<u>Claims Paid</u>	<u>Amount Paid</u>	Payments in County 
		Resident of County	1	\$8,000.00	
		Totals:	1	\$8,000.00	
		Wakulla (Florida)	417	<u>Claimant Type</u>	
Resident of County	29			\$803,900.00	
Resident and Loss in County	236			\$4,674,500.00	
Claim Loss in County	22			\$482,200.00	
Totals:	287			\$5,960,600.00	
Walker (Alabama)	25	<u>Claimant Type</u>	<u>Claims Paid</u>	<u>Amount Paid</u>	Payments in County 
		Resident of County	14	\$194,800.00	
		Resident and Loss in County	1	\$9,500.00	
		Claim Loss in County	2	\$14,600.00	
		Totals:	17	\$218,900.00	
Walthall (Mississippi)	24	<u>Claimant Type</u>	<u>Claims Paid</u>	<u>Amount Paid</u>	Payments in County 
		Resident of County	1	\$19,400.00	
		Totals:	1	\$19,400.00	

GCCF Program Statistics - Overall Summary (as of October 8, 2010, 5:05 PM ET)

County	Total Claims	Claimant Type	Claims Paid	Amount Paid	Payments in County
Walton (Florida)	5,372	<u>Claimant Type</u>	<u>Claims Paid</u>	<u>Amount Paid</u>	
		Resident of County	514	\$11,271,500.00	
		Resident and Loss in County	1,563	\$30,964,600.00	
		Claim Loss in County	1,296	\$15,230,300.00	
		Totals:	3,373	\$57,466,400.00	
Warren (Mississippi)	12	<u>Claimant Type</u>	<u>Claims Paid</u>	<u>Amount Paid</u>	
		Resident of County	4	\$32,700.00	
		Totals:	4	\$32,700.00	
Washington (Alabama)	56	<u>Claimant Type</u>	<u>Claims Paid</u>	<u>Amount Paid</u>	
		Resident of County	11	\$122,800.00	
		Resident and Loss in County	1	\$15,000.00	
		Claim Loss in County	4	\$108,000.00	
		Totals:	16	\$245,800.00	
Washington (Florida)	305	<u>Claimant Type</u>	<u>Claims Paid</u>	<u>Amount Paid</u>	
		Resident of County	80	\$762,700.00	
		Resident and Loss in County	14	\$254,600.00	
		Claim Loss in County	5	\$56,800.00	
		Totals:	99	\$1,074,100.00	
Washington (Louisiana)	89	<u>Claimant Type</u>	<u>Claims Paid</u>	<u>Amount Paid</u>	
		Resident of County	15	\$415,000.00	
		Resident and Loss in County	11	\$541,800.00	
		Claim Loss in County	1	\$9,000.00	
		Totals:	27	\$965,800.00	





GCCF Program Statistics - Overall Summary

(as of October 8, 2010, 5:05 PM ET)

County	Total Claims	Claimant Type	Claims Paid	Amount Paid	Payments in County
Washington (Mississippi)	6	<u>Claimant Type</u>	<u>Claims Paid</u>	<u>Amount Paid</u>	Payments in County  <ul style="list-style-type: none"> Resident
		Resident of County	2	\$2,000.00	
		Totals:	2	\$2,000.00	
Wayne (Mississippi)	43	<u>Claimant Type</u>	<u>Claims Paid</u>	<u>Amount Paid</u>	Payments in County  <ul style="list-style-type: none"> Resident Both
		Resident of County	2	\$84,100.00	
		Resident and Loss in County	3	\$57,900.00	
Totals:	5	\$142,000.00			
Webster (Louisiana)	7	<u>Claimant Type</u>	<u>Claims Paid</u>	<u>Amount Paid</u>	Payments in County  <ul style="list-style-type: none"> Resident
		Resident of County	1	\$91,000.00	
		Totals:	1	\$91,000.00	
Webster (Mississippi)	2	<u>Claimant Type</u>	<u>Claims Paid</u>	<u>Amount Paid</u>	Payments in County  <ul style="list-style-type: none"> Resident
		Resident of County	1	\$3,000.00	
		Totals:	1	\$3,000.00	
Wichita (Texas)	2	<u>Claimant Type</u>	<u>Claims Paid</u>	<u>Amount Paid</u>	Payments in County  <ul style="list-style-type: none"> Resident
		Resident of County	1	\$2,700.00	
		Totals:	1	\$2,700.00	


GCCF Program Statistics - Overall Summary

(as of October 8, 2010, 5:05 PM ET)

County	Total Claims	Claimant Type	Claims Paid	Amount Paid	Payments in County
Wilcox (Alabama)	20	<u>Claimant Type</u>	<u>Claims Paid</u>	<u>Amount Paid</u>	Payments in County  <ul style="list-style-type: none"> ■ Resident ■ Both
		Resident of County	10	\$152,300.00	
		Resident and Loss in County	2	\$62,400.00	
		Totals:	12	\$214,700.00	
Wilkinson (Mississippi)	1	<u>Claimant Type</u>	<u>Claims Paid</u>	<u>Amount Paid</u>	Payments in County  <ul style="list-style-type: none"> ■ Resident
		Resident of County	1	\$8,400.00	
		Totals:	1	\$8,400.00	
Williamson (Texas)	11	<u>Claimant Type</u>	<u>Claims Paid</u>	<u>Amount Paid</u>	Payments in County  <ul style="list-style-type: none"> ■ Resident
		Resident of County	4	\$54,700.00	
		Totals:	4	\$54,700.00	
Winston (Alabama)	11	<u>Claimant Type</u>	<u>Claims Paid</u>	<u>Amount Paid</u>	Payments in County  <ul style="list-style-type: none"> ■ Resident
		Resident of County	4	\$85,200.00	
		Totals:	4	\$85,200.00	
Winston (Mississippi)	7	<u>Claimant Type</u>	<u>Claims Paid</u>	<u>Amount Paid</u>	Payments in County  <ul style="list-style-type: none"> ■ Resident
		Resident of County	1	\$7,400.00	
		Totals:	1	\$7,400.00	

GCCF Program Statistics - Overall Summary

(as of October 8, 2010, 5:05 PM ET)

Yazoo (Mississippi)	2	<u>Claimant Type</u>	<u>Claims Paid</u>	<u>Amount Paid</u>	Payments in County
		Resident of County	1	\$3,300.00	 Resident
		Totals:	1	\$3,300.00	