

GCCF Program Statistics - Overall Summary (as of October 07, 2010, 5:05 PM ET)

Claimant Status	No. of Claimants
TOTAL GCCF Claimants to Date <i>(Claimants may have one or more Claim Type)</i>	125,401
1. Claimants Paid and Approved for Payment	54,366
2. Claimants Requiring Additional Information or Documentation	47,102
3. Claimants Referred to Government, Moratorium and Real Estate funds	1,584
4. Denied Claimants	135
5. Claimants Under Review (Emergency Advance Payment)	18,281
6. Claimants Under Review (for Final Claim only)	3,933

Claimants <i>(Claimants may have one or more Claim Type)</i>	No. of Claimants
1. Individual*	93,196
2. Business*	32,205
<i>*Individual v. Business classification is subject to change.</i>	
<i>Represented Claimants: 3,532</i>	
Total to Date	125,401

Claims by Emergency Or Final Payment	No. of Claims Paid or Approved for Payment	No. of Claims Paid	Amount Paid
1. Emergency Advance Payment (One Month)	7,168	6,870	\$ 59,647,775.88
2. Emergency Advance Payment (Six Months)	48,499	47,786	\$ 1,043,495,038.83
3. Final Claim*	0	0	\$ -
<i>*Review underway to determine whether claimant intended to file Final Claim.</i>			
Sub-Total to Date	55,667	54,656	\$ 1,103,142,814.71

Separate Fund for Real Estate Brokers and Agents			\$ 34,500,000.00
Total to Date			\$ 1,137,642,814.71

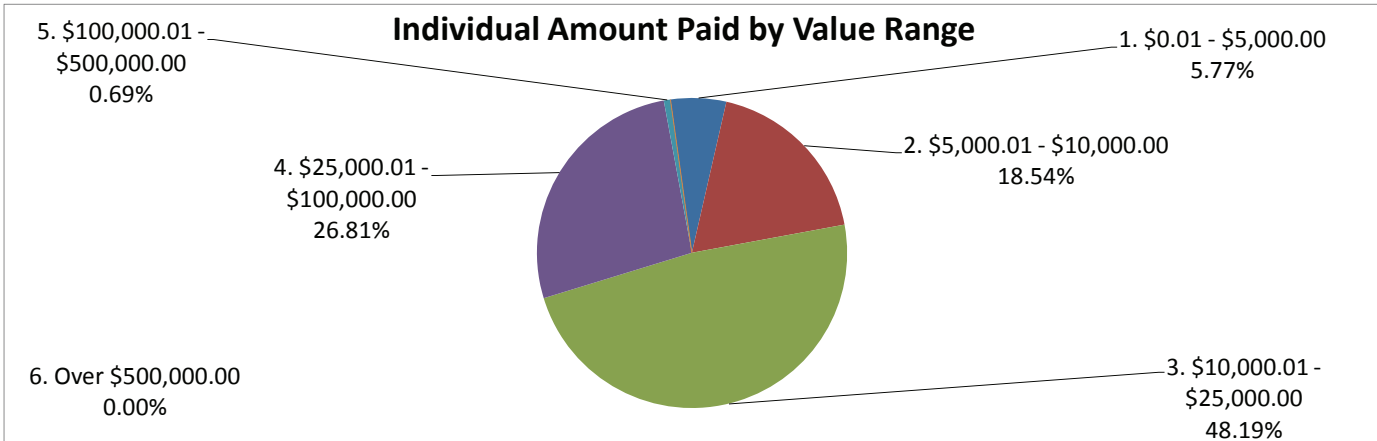
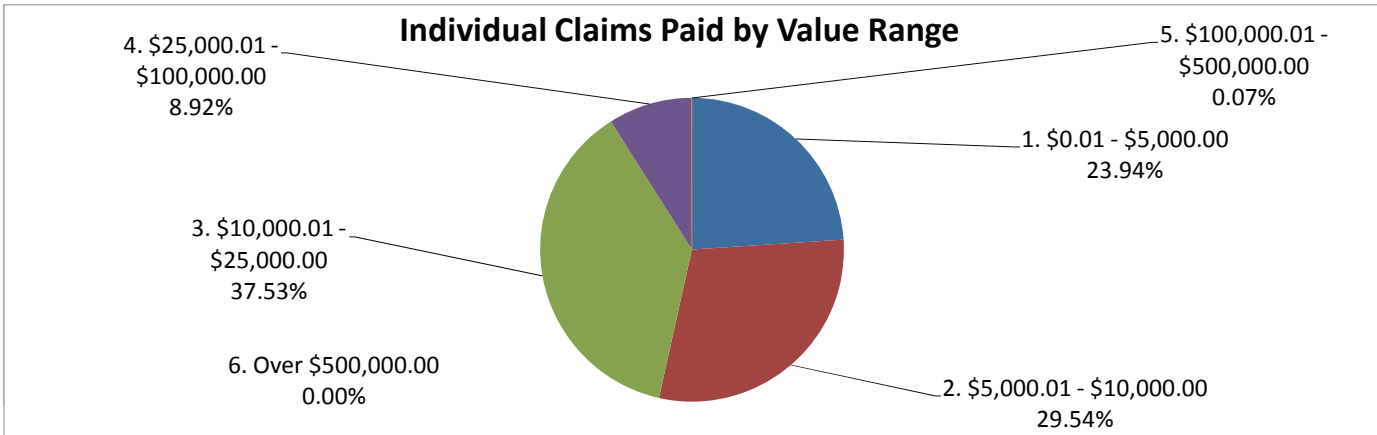
Claims by Category <i>(includes Individual and</i>	No. of Claims Paid	Amount Paid
1. Removal and Clean Up Costs	0	\$ -
2. Real or Personal Property	12	\$ 54,663.38
3. Lost Earnings or Profits	54,635	\$ 1,103,071,214.83
4. Loss of Subsistence Use of Natural Resources	5	\$ 13,000.00
5. Physical Injury / Death	4	\$ 3,936.50
Total to Date	54,656	\$ 1,103,142,814.71

Claims by Type	No. of Claims Paid	No. of Claims Paid where Claimant Participated in BP Claims Process	No. of Claims Paid for new Claimants	Total Amount Paid
1. Individual	33,825	19,966	13,859	\$ 414,166,038.71
2. Business	20,831	17,899	2,932	\$ 688,976,776.00
Total to Date	54,656	37,865	16,791	\$ 1,103,142,814.71

GCCF Program Statistics - Overall Summary
(as of October 07, 2010, 5:05 PM ET)

Individual Claims by Amount
(Claimants may have more than one Claim Type)

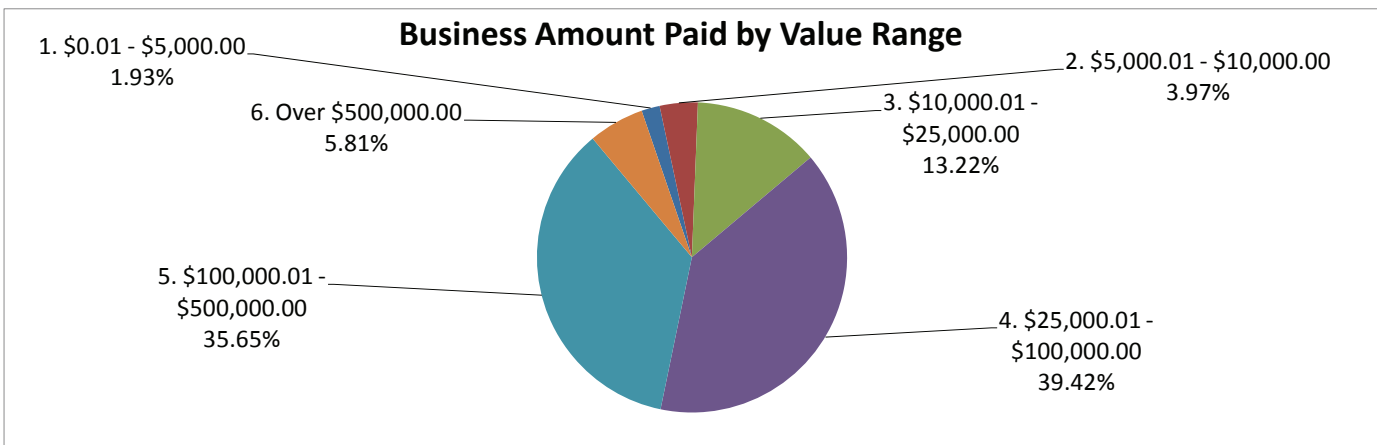
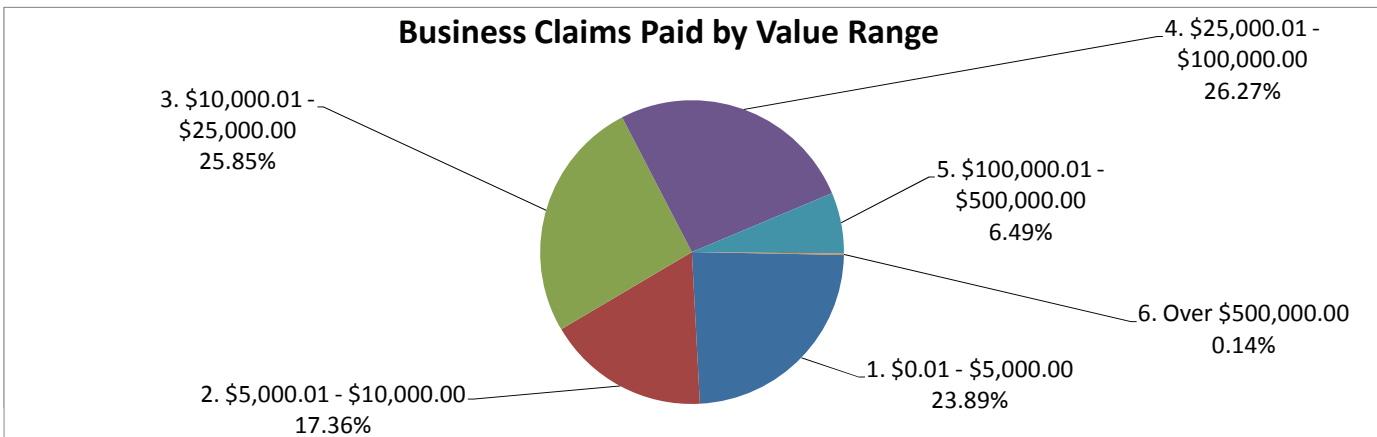
Claims by Amount	No. of Claims Paid	Amount Paid
1. \$0.01 - \$5,000.00	8098	\$ 23,901,010.33
2. \$5,000.01 - \$10,000.00	9993	\$ 76,803,200.00
3. \$10,000.01 - \$25,000.00	12694	\$ 199,578,900.00
4. \$25,000.01 - \$100,000.00	3018	\$ 111,026,528.38
5. \$100,000.01 - \$500,000.00	22	\$ 2,856,400.00
6. Over \$500,000.00	0	\$ -
Total to Date	33,825	\$ 414,166,038.71



GCCF Program Statistics - Overall Summary
(as of October 07, 2010, 5:05 PM ET)

Business Claims by Amount
(Claimants may have more than one Claim Type)

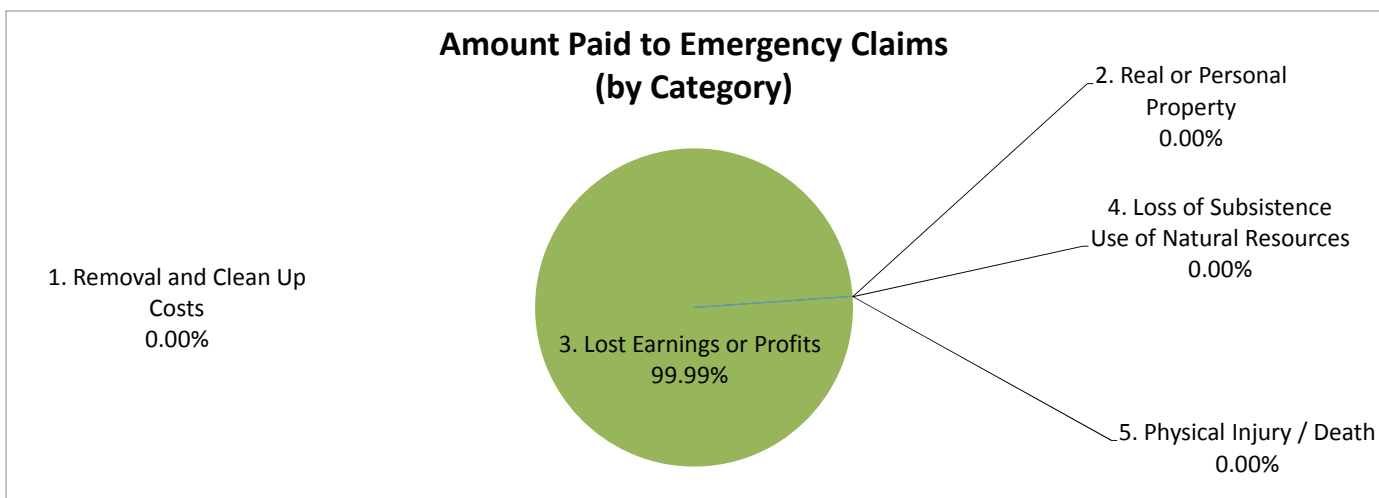
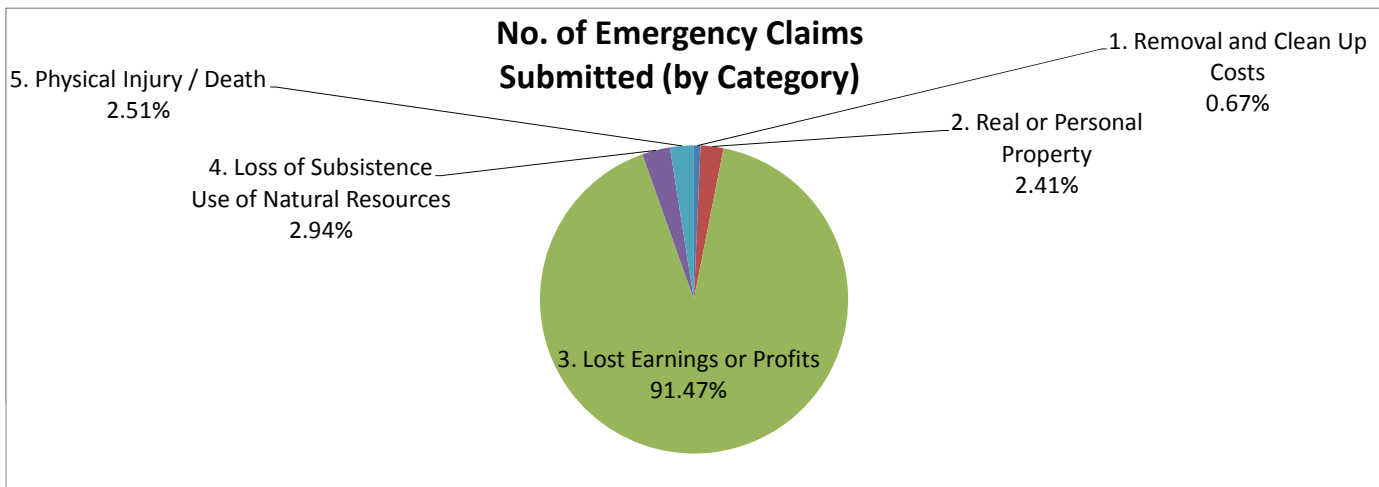
Claims by Amount	No. of Claims Paid	Amount Paid
1. \$0.01 - \$5,000.00	4976	\$ 13,272,000.00
2. \$5,000.01 - \$10,000.00	3617	\$ 27,369,400.00
3. \$10,000.01 - \$25,000.00	5384	\$ 91,090,500.00
4. \$25,000.01 - \$100,000.00	5473	\$ 271,621,600.00
5. \$100,000.01 - \$500,000.00	1352	\$ 245,622,600.00
6. Over \$500,000.00	29	\$ 40,000,676.00
Total to Date	20,831	\$ 688,976,776.00



GCCCF Program Statistics - Overall Summary (as of October 07, 2010, 5:05 PM ET)

Emergency Advance Claim Counts by Category (Claimants may have more than one Claim Type)

Claims for Emergency Advance Payment	Claims Submitted	No. of Claims Paid	Amount Paid
1. Removal and Clean Up Costs	879	0	\$ -
2. Real or Personal Property	3,140	12	\$ 54,663.38
3. Lost Earnings or Profits	119,414	54,635	\$ 1,103,071,214.83
4. Loss of Subsistence Use of Natural Resources	3,840	5	\$ 13,000.00
5. Physical Injury / Death	3,279	4	\$ 3,936.50
Total to Date	130,552	54,656	\$ 1,103,142,814.71



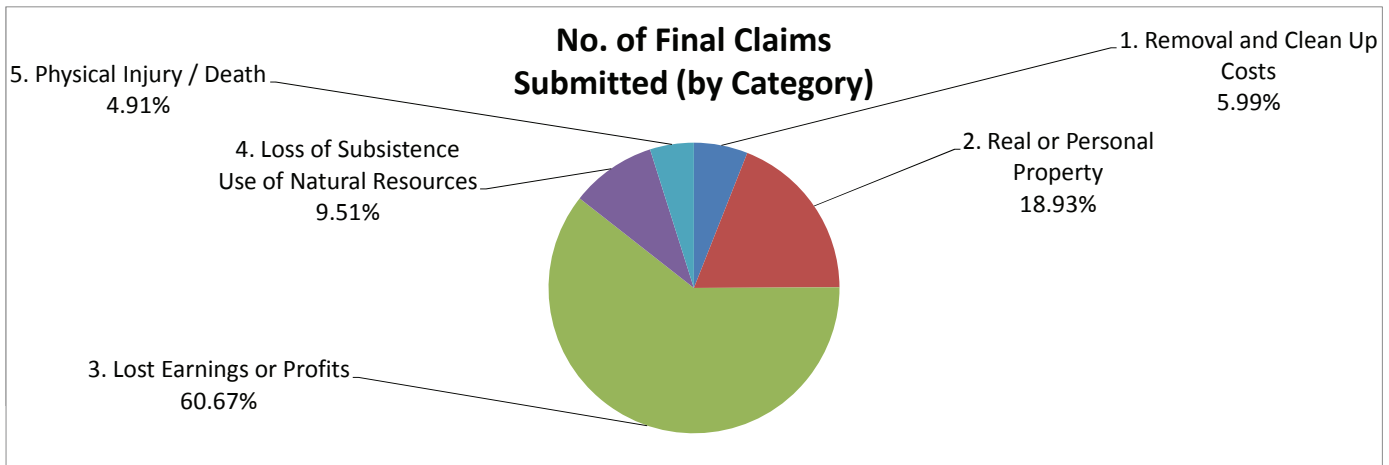
GCCF Program Statistics - Overall Summary

(as of October 07, 2010, 5:05 PM ET)

Final Payment Claim Counts by Category

(Claimants may have more than one Claim Type)

Claims Seeking Final Payment	Claims Submitted	No. of Claims Paid	Amount Paid
1. Removal and Clean Up Costs	338	0	\$ -
2. Real or Personal Property	1,069	0	\$ -
3. Lost Earnings or Profits	3,426	0	\$ -
4. Loss of Subsistence Use of Natural Resources	537	0	\$ -
5. Physical Injury / Death	277	0	\$ -
Total to Date	5,647	0	\$ -



Amount Paid to Final Claims (by Category)

No data to chart yet

GCCF Program Statistics - Overall Summary

(as of October 07, 2010, 5:05 PM ET)

Claims by Category and Amount

(Claimants may have more than one Claim Type)

Claims by Category and Amount	No. of Claims Paid	Amount Paid
1. Removal and Clean Up Costs		
a. \$0.01 - \$5,000.00	0	\$ -
b. \$5,000.01 - \$10,000.00	0	\$ -
c. \$10,000.01 - \$25,000.00	0	\$ -
d. \$25,000.01 - \$100,000.00	0	\$ -
e. \$100,000.01 - \$500,000.00	0	\$ -
f. Over \$500,000.00	0	\$ -
Sub-Total to Date	0	\$ -
2. Real or Personal Property		
a. \$0.01 - \$5,000.00	8	\$ 5,500.00
b. \$5,000.01 - \$10,000.00	3	\$ 22,600.00
c. \$10,000.01 - \$25,000.00	0	\$ -
d. \$25,000.01 - \$100,000.00	1	\$ 26,563.38
e. \$100,000.01 - \$500,000.00	0	\$ -
f. Over \$500,000.00	0	\$ -
Sub-Total to Date	12	\$ 54,663.38
3. Lost Earnings or Profits		
a. \$0.01 - \$5,000.00	13,057	\$ 37,150,573.83
b. \$5,000.01 - \$10,000.00	13,607	\$ 104,150,000.00
c. \$10,000.01 - \$25,000.00	18,078	\$ 290,669,400.00
d. \$25,000.01 - \$100,000.00	8,490	\$ 382,621,565.00
e. \$100,000.01 - \$500,000.00	1,374	\$ 248,479,000.00
f. Over \$500,000.00	29	\$ 40,000,676.00
Sub-Total to Date	54,635	\$ 1,103,071,214.83

GCCF Program Statistics - Overall Summary (as of October 07, 2010, 5:05 PM ET)

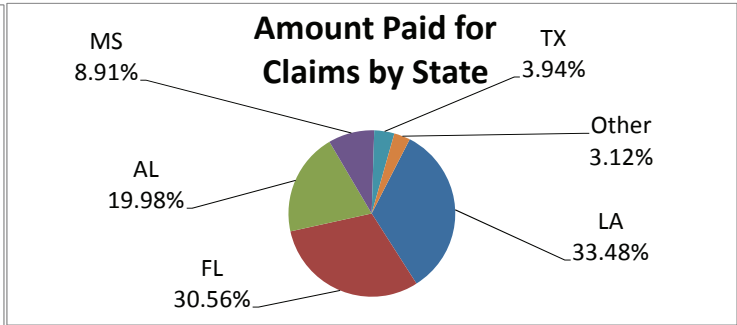
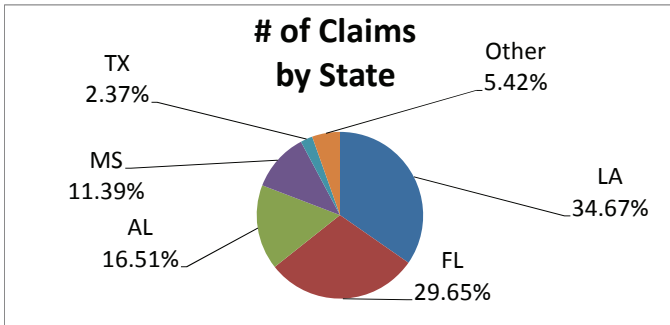
Claims by Category and Amount (Claimants may have more than one Claim Type)

Claims by Category and Amount	No. of Claims Paid	Amount Paid
4. Loss of Subsistence Use of Natural Resources		
a. \$0.01 - \$5,000.00	5	\$ 13,000.00
b. \$5,000.01 - \$10,000.00	0	\$ -
c. \$10,000.01 - \$25,000.00	0	\$ -
d. \$25,000.01 - \$100,000.00	0	\$ -
e. \$100,000.01 - \$500,000.00	0	\$ -
f. Over \$500,000.00	0	\$ -
Sub-Total to Date	5	\$ 13,000.00
5. Physical Injury / Death		
a. \$0.01 - \$5,000.00	4	\$ 3,936.50
b. \$5,000.01 - \$10,000.00	0	\$ -
c. \$10,000.01 - \$25,000.00	0	\$ -
d. \$25,000.01 - \$100,000.00	0	\$ -
e. \$100,000.01 - \$500,000.00	0	\$ -
f. Over \$500,000.00	0	\$ -
Sub-Total to Date	4	\$ 3,936.50
6. Other Claims		
a. \$0.01 - \$5,000.00	0	\$ -
b. \$5,000.01 - \$10,000.00	0	\$ -
c. \$10,000.01 - \$25,000.00	0	\$ -
d. \$25,000.01 - \$100,000.00	0	\$ -
e. \$100,000.01 - \$500,000.00	0	\$ -
f. Over \$500,000.00	0	\$ -
Sub-Total to Date	0	\$ -
Total to Date	54,656	\$ 1,103,142,814.71

GCCF Program Statistics - Overall Summary
(as of October 07, 2010, 5:05 PM ET)

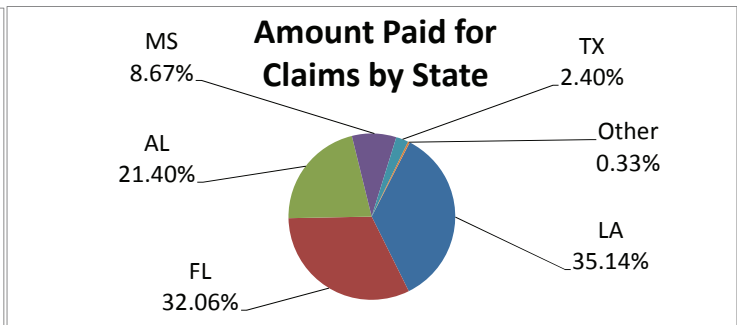
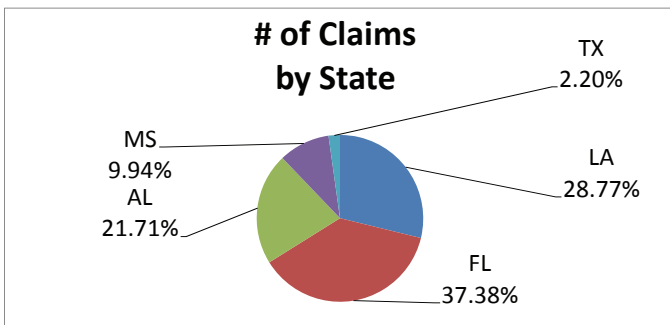
Claims by State of Residence
(Claimants may have more than one Claim Type)

Claim State of Residence	Claims Submitted	No. of Claims Paid	Amount Paid
Louisiana	47,222	15,467	\$ 369,350,715.53
Florida	40,382	18,624	\$ 337,166,976.00
Alabama	22,481	11,330	\$ 220,435,528.32
Mississippi	15,512	4,590	\$ 98,328,294.86
Texas	3,222	1,422	\$ 43,420,600.00
Others	7,380	3,223	\$ 34,440,700.00
Total to Date	136,199	54,656	\$ 1,103,142,814.71



Claims by State of Loss
(Claimants may have more than one Claim Type)

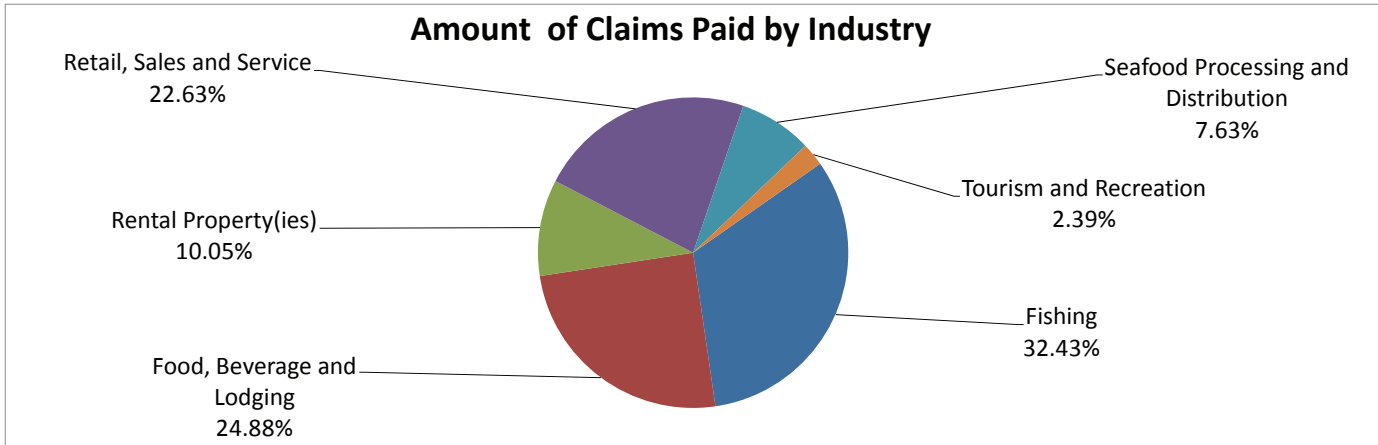
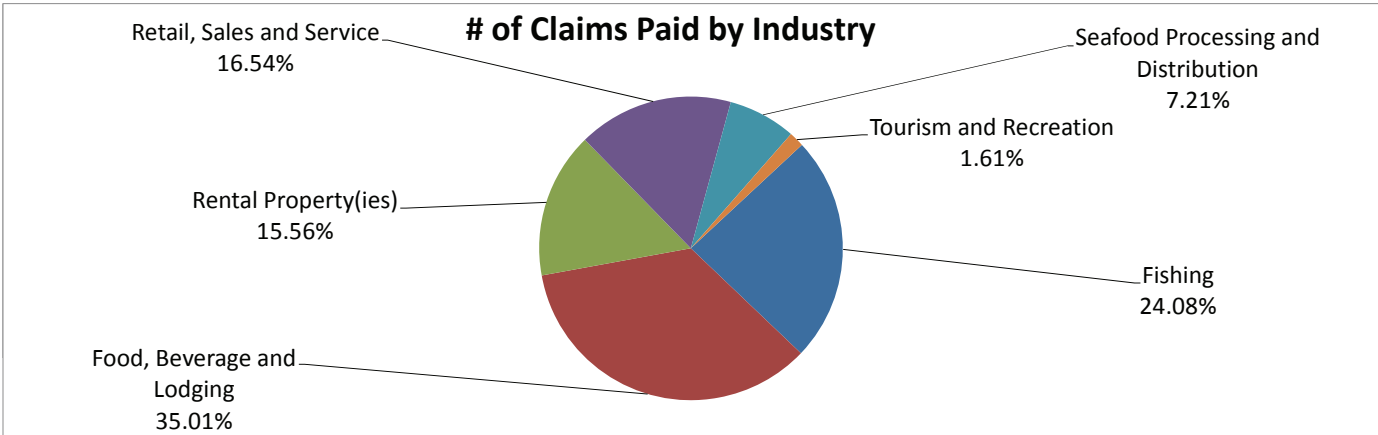
Claim State of Loss	Claims Submitted	No. of Claims Paid	Amount Paid
Louisiana	22,983	15,574	\$ 387,684,880.53
Florida	29,861	20,802	\$ 353,711,476.00
Alabama	17,338	12,695	\$ 236,088,899.94
Mississippi	7,938	4,378	\$ 95,606,458.36
Texas	1,758	1,048	\$ 26,454,200.00
Other State / Pending Location Verification		159	\$ 3,596,899.88
Total to Date		54,656	\$ 1,103,142,814.71



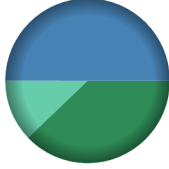
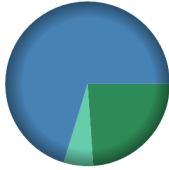



GCCF Program Statistics - Overall Summary
 (as of October 07, 2010, 5:05 PM ET)

Lost Earnings or Profits Claims Paid by Industry
 (Claimants may have more than one Claim Type)

Claims by Amount	No. of Claims Paid	Amount Paid
Fishing	13154	\$ 357,683,100.00
Food, Beverage and Lodging	19127	\$ 274,397,599.94
Rental Property(ies)	8501	\$ 110,836,876.00
Retail, Sales and Service	9037	\$ 249,676,480.32
Seafood Processing and Distribution	3937	\$ 84,147,258.57
Tourism and Recreation	879	\$ 26,329,900.00
Total to Date	54,635	\$ 1,103,071,214.83



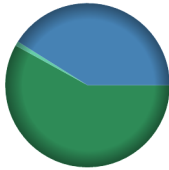
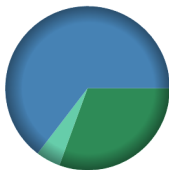



GCCF Program Statistics - Overall Summary (as of October 7, 2010 5:05 PM ET)

County Name	Residents	Claimant Type	Claims Paid	Amount Paid	Payments in County
Acadia (Louisiana)	67	<u>Claimant Type</u>	<u>Claims Paid</u>	<u>Amount Paid</u>	Payments in County  <ul style="list-style-type: none"> ■ Resident ■ Loss ■ Both
		Resident of County	9	\$220,300.00	
		Resident and Loss in County	7	\$290,600.00	
		Claim Loss in County	4	\$70,900.00	
		Totals:	20	\$581,800.00	
Alachua (Florida)	36	<u>Claimant Type</u>	<u>Claims Paid</u>	<u>Amount Paid</u>	Payments in County  <ul style="list-style-type: none"> ■ Resident ■ Loss ■ Both
		Resident of County	9	\$49,500.00	
		Resident and Loss in County	5	\$145,600.00	
		Claim Loss in County	1	\$12,000.00	
		Totals:	15	\$207,100.00	
Allen (Louisiana)	19	<u>Claimant Type</u>	<u>Claims Paid</u>	<u>Amount Paid</u>	Payments in County  <ul style="list-style-type: none"> ■ Resident ■ Loss
		Resident of County	1	\$30,000.00	
		Claim Loss in County	2	\$41,800.00	
		Totals:	3	\$71,800.00	
Amite (Mississippi)	8	<u>Claimant Type</u>	<u>Claims Paid</u>	<u>Amount Paid</u>	Payments in County  <ul style="list-style-type: none"> ■ Resident
		Resident of County	1	\$22,100.00	
		Totals:	1	\$22,100.00	
Anderson (Texas)	1	<u>Claimant Type</u>	<u>Claims Paid</u>	<u>Amount Paid</u>	Payments in County  <ul style="list-style-type: none"> ■ Resident
		Resident of County	1	\$3,300.00	
		Totals:	1	\$3,300.00	


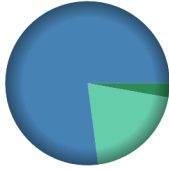

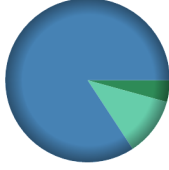

GCCF Program Statistics - Overall Summary

(as of October 7, 2010 5:05 PM ET)




County	Total Claims	Claimant Type	Claims Paid	Amount Paid	Payments in County
Angelina (Texas)	8	<u>Claimant Type</u>	<u>Claims Paid</u>	<u>Amount Paid</u>	Payments in County  <ul style="list-style-type: none"> Resident
		Resident of County	1	\$6,500.00	
		Totals:	1	\$6,500.00	
Aransas (Texas)	20	<u>Claimant Type</u>	<u>Claims Paid</u>	<u>Amount Paid</u>	Payments in County  <ul style="list-style-type: none"> Loss Both
		Resident and Loss in County	3	\$93,300.00	
		Claim Loss in County	2	\$18,100.00	
		Totals:	5	\$111,400.00	
Ascension (Louisiana)	147	<u>Claimant Type</u>	<u>Claims Paid</u>	<u>Amount Paid</u>	Payments in County  <ul style="list-style-type: none"> Resident Loss Both
		Resident of County	30	\$400,900.00	
		Resident and Loss in County	9	\$283,600.00	
		Claim Loss in County	1	\$6,100.00	
Totals:	40	\$690,600.00			
Assumption (Louisiana)	89	<u>Claimant Type</u>	<u>Claims Paid</u>	<u>Amount Paid</u>	Payments in County  <ul style="list-style-type: none"> Resident Loss Both
		Resident of County	15	\$345,500.00	
		Resident and Loss in County	28	\$730,400.00	
		Claim Loss in County	4	\$54,600.00	
Totals:	47	\$1,130,500.00			
Autauga (Alabama)	17	<u>Claimant Type</u>	<u>Claims Paid</u>	<u>Amount Paid</u>	Payments in County  <ul style="list-style-type: none"> Resident
		Resident of County	8	\$80,800.00	
		Totals:	8	\$80,800.00	

GCCF Program Statistics - Overall Summary

(as of October 7, 2010 5:05 PM ET)

County	Total Claims	Claimant Type	Claims Paid	Amount Paid	Payments in County
Avoyelles (Louisiana)	50	<u>Claimant Type</u>	<u>Claims Paid</u>	<u>Amount Paid</u>	Payments in County  <ul style="list-style-type: none"> ■ Resident ■ Both
		Resident of County	11	\$127,900.00	
		Resident and Loss in County	10	\$608,800.00	
		Totals:	21	\$736,700.00	
Baldwin (Alabama)	13,949	<u>Claimant Type</u>	<u>Claims Paid</u>	<u>Amount Paid</u>	Payments in County  <ul style="list-style-type: none"> ■ Resident ■ Loss ■ Both
		Resident of County	270	\$4,755,363.38	
		Resident and Loss in County	5,976	\$130,099,499.94	
		Claim Loss in County	2,992	\$33,948,400.00	
Totals:	9,238	\$168,803,263.32			
Barbour (Alabama)	8	<u>Claimant Type</u>	<u>Claims Paid</u>	<u>Amount Paid</u>	Payments in County  <ul style="list-style-type: none"> ■ Resident ■ Both
		Resident of County	1	\$19,400.00	
		Resident and Loss in County	1	\$76,400.00	
		Totals:	2	\$95,800.00	
Bay (Florida)	10,435	<u>Claimant Type</u>	<u>Claims Paid</u>	<u>Amount Paid</u>	Payments in County  <ul style="list-style-type: none"> ■ Resident ■ Loss ■ Both
		Resident of County	238	\$3,406,800.00	
		Resident and Loss in County	4,036	\$67,147,976.00	
		Claim Loss in County	850	\$9,161,700.00	
Totals:	5,124	\$79,716,476.00			
Beauregard (Louisiana)	16	<u>Claimant Type</u>	<u>Claims Paid</u>	<u>Amount Paid</u>	Payments in County  <ul style="list-style-type: none"> ■ Resident ■ Both
		Resident of County	1	\$53,900.00	
		Resident and Loss in County	4	\$81,800.00	
		Totals:	5	\$135,700.00	

GCCF Program Statistics - Overall Summary (as of October 7, 2010 5:05 PM ET)

County	Total Claims	Claimant Type	Claims Paid	Amount Paid	Payments in County
Bexar (Texas)	31	<u>Claimant Type</u>	<u>Claims Paid</u>	<u>Amount Paid</u>	Payments in County  Resident Both
		Resident of County	9	\$124,800.00	
		Resident and Loss in County	2	\$182,000.00	
		Totals:	11	\$306,800.00	
Bibb (Alabama)	5	<u>Claimant Type</u>	<u>Claims Paid</u>	<u>Amount Paid</u>	Payments in County  Resident
		Resident of County	2	\$3,300.00	
		Totals:	2	\$3,300.00	
Blount (Alabama)	4	<u>Claimant Type</u>	<u>Claims Paid</u>	<u>Amount Paid</u>	Payments in County  Resident
		Resident of County	3	\$14,200.00	
		Totals:	3	\$14,200.00	
Bossier (Louisiana)	18	<u>Claimant Type</u>	<u>Claims Paid</u>	<u>Amount Paid</u>	Payments in County  Resident
		Resident of County	4	\$30,300.00	
		Totals:	4	\$30,300.00	
Bowie (Texas)	2	<u>Claimant Type</u>	<u>Claims Paid</u>	<u>Amount Paid</u>	Payments in County  Resident
		Resident of County	1	\$2,600.00	
		Totals:	1	\$2,600.00	




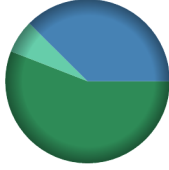

GCCF Program Statistics - Overall Summary

(as of October 7, 2010 5:05 PM ET)

County	Total Claims	Claimant Type	Claims Paid	Amount Paid	Payments in County
Brazoria (Texas)	87	<u>Claimant Type</u>	<u>Claims Paid</u>	<u>Amount Paid</u>	Payments in County
		Resident of County	11	\$287,800.00	
		Resident and Loss in County	19	\$769,700.00	
		Claim Loss in County	25	\$399,200.00	
Totals:	55	\$1,456,700.00			
Brazos (Texas)	4	<u>Claimant Type</u>	<u>Claims Paid</u>	<u>Amount Paid</u>	Payments in County
		Resident of County	1	\$18,000.00	
		Totals:	1	\$18,000.00	
Brevard (Florida)	66	<u>Claimant Type</u>	<u>Claims Paid</u>	<u>Amount Paid</u>	Payments in County
		Resident of County	7	\$126,500.00	
		Resident and Loss in County	7	\$255,200.00	
		Claim Loss in County	1	\$20,300.00	
Totals:	15	\$402,000.00			
Broward (Florida)	141	<u>Claimant Type</u>	<u>Claims Paid</u>	<u>Amount Paid</u>	Payments in County
		Resident of County	15	\$232,200.00	
		Resident and Loss in County	5	\$357,800.00	
		Claim Loss in County	7	\$149,100.00	
Totals:	27	\$739,100.00			
Brown (Texas)	1	<u>Claimant Type</u>	<u>Claims Paid</u>	<u>Amount Paid</u>	Payments in County
		Resident of County	1	\$8,600.00	
		Totals:	1	\$8,600.00	



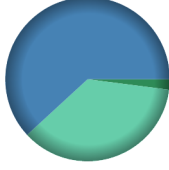
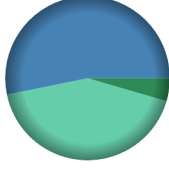
GCCF Program Statistics - Overall Summary

(as of October 7, 2010 5:05 PM ET)

County	Total Claims	Claimant Type	Claims Paid	Amount Paid	Payments in County
Bullock (Alabama)	2	<u>Claimant Type</u>	<u>Claims Paid</u>	<u>Amount Paid</u>	Payments in County  <ul style="list-style-type: none"> Resident
		Resident of County	1	\$16,000.00	
		Totals:	1	\$16,000.00	
Butler (Alabama)	8	<u>Claimant Type</u>	<u>Claims Paid</u>	<u>Amount Paid</u>	Payments in County  <ul style="list-style-type: none"> Resident Loss Both
		Resident of County	2	\$8,600.00	
		Resident and Loss in County	1	\$5,400.00	
		Claim Loss in County	2	\$244,200.00	
Totals:	5	\$258,200.00			
Caddo (Louisiana)	37	<u>Claimant Type</u>	<u>Claims Paid</u>	<u>Amount Paid</u>	Payments in County  <ul style="list-style-type: none"> Resident
		Resident of County	10	\$96,300.00	
		Totals:	10	\$96,300.00	
Calcasieu (Louisiana)	425	<u>Claimant Type</u>	<u>Claims Paid</u>	<u>Amount Paid</u>	Payments in County  <ul style="list-style-type: none"> Resident Loss Both
		Resident of County	95	\$2,604,200.00	
		Resident and Loss in County	82	\$1,746,600.00	
		Claim Loss in County	18	\$304,400.00	
Totals:	195	\$4,655,200.00			
Caldwell (Louisiana)	5	<u>Claimant Type</u>	<u>Claims Paid</u>	<u>Amount Paid</u>	Payments in County  <ul style="list-style-type: none"> Resident
		Resident of County	1	\$5,000.00	
		Totals:	1	\$5,000.00	

GCCF Program Statistics - Overall Summary

(as of October 7, 2010 5:05 PM ET)





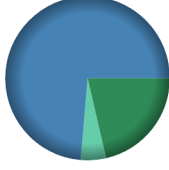
County	Total Claims	Claimant Type	Claims Paid	Amount Paid	Payments in County
Calhoun (Alabama)	36	<u>Claimant Type</u>	<u>Claims Paid</u>	<u>Amount Paid</u>	Payments in County  <ul style="list-style-type: none"> Resident
		Resident of County	15	\$168,300.00	
		Totals:	15	\$168,300.00	
		Calhoun (Florida)	39	<u>Claimant Type</u>	
Resident of County	13			\$151,200.00	
Resident and Loss in County	1			\$6,000.00	
Claim Loss in County	1			\$4,200.00	
Totals:	15	\$161,400.00			
Calhoun (Mississippi)	2	<u>Claimant Type</u>	<u>Claims Paid</u>	<u>Amount Paid</u>	Payments in County  <ul style="list-style-type: none"> Resident
		Resident of County	1	\$55,000.00	
		Totals:	1	\$55,000.00	
Calhoun (Texas)	50	<u>Claimant Type</u>	<u>Claims Paid</u>	<u>Amount Paid</u>	Payments in County  <ul style="list-style-type: none"> Resident Loss Both
		Resident of County	3	\$12,000.00	
		Resident and Loss in County	3	\$364,700.00	
		Claim Loss in County	19	\$212,900.00	
Totals:	25	\$589,600.00			
Cameron (Louisiana)	286	<u>Claimant Type</u>	<u>Claims Paid</u>	<u>Amount Paid</u>	Payments in County  <ul style="list-style-type: none"> Resident Loss Both
		Resident of County	15	\$237,400.00	
		Resident and Loss in County	116	\$2,796,400.00	
		Claim Loss in County	72	\$2,222,900.00	
Totals:	203	\$5,256,700.00			

GCCF Program Statistics - Overall Summary

(as of October 7, 2010 5:05 PM ET)

County	Total Claims	Claimant Type	Claims Paid	Amount Paid	Payments in County	
Cameron (Texas)	83	<u>Claimant Type</u>	<u>Claims Paid</u>	<u>Amount Paid</u>	Payments in County 	
		Resident of County	9	\$222,200.00		Resident
		Resident and Loss in County	22	\$516,700.00		Both
		Totals:	31	\$738,900.00		
Chambers (Alabama)	4	<u>Claimant Type</u>	<u>Claims Paid</u>	<u>Amount Paid</u>	Payments in County 	
		Resident of County	2	\$27,000.00		Resident
		Totals:	2	\$27,000.00		
Chambers (Texas)	37	<u>Claimant Type</u>	<u>Claims Paid</u>	<u>Amount Paid</u>	Payments in County 	
		Resident of County	3	\$96,000.00		Resident
		Resident and Loss in County	14	\$555,100.00		Loss
		Claim Loss in County	3	\$59,000.00		Both
		Totals:	20	\$710,100.00		
Charlotte (Florida)	56	<u>Claimant Type</u>	<u>Claims Paid</u>	<u>Amount Paid</u>	Payments in County 	
		Resident and Loss in County	8	\$348,400.00		Loss
		Claim Loss in County	2	\$19,600.00		Both
		Totals:	10	\$368,000.00		
Cherokee (Alabama)	3	<u>Claimant Type</u>	<u>Claims Paid</u>	<u>Amount Paid</u>	Payments in County 	
		Resident of County	3	\$25,900.00		Resident
		Totals:	3	\$25,900.00		

GCCF Program Statistics - Overall Summary (as of October 7, 2010 5:05 PM ET)

County	Total Claims	Claimant Type	Claims Paid	Amount Paid	Payments in County
Cherokee (Texas)	2	<u>Claimant Type</u>	<u>Claims Paid</u>	<u>Amount Paid</u>	Payments in County  <ul style="list-style-type: none"> Resident
		Resident of County	1	\$1,700.00	
		Totals:	1	\$1,700.00	
Chickasaw (Mississippi)	1	<u>Claimant Type</u>	<u>Claims Paid</u>	<u>Amount Paid</u>	Payments in County  <ul style="list-style-type: none"> Resident
		Resident of County	1	\$6,000.00	
		Totals:	1	\$6,000.00	
Chilton (Alabama)	14	<u>Claimant Type</u>	<u>Claims Paid</u>	<u>Amount Paid</u>	Payments in County  <ul style="list-style-type: none"> Resident Both
		Resident of County	3	\$24,300.00	
		Resident and Loss in County	1	\$19,000.00	
Totals:	4	\$43,300.00			
Choctaw (Alabama)	11	<u>Claimant Type</u>	<u>Claims Paid</u>	<u>Amount Paid</u>	Payments in County  <ul style="list-style-type: none"> Resident Both
		Resident of County	2	\$11,000.00	
		Resident and Loss in County	1	\$68,400.00	
Totals:	3	\$79,400.00			
Citrus (Florida)	170	<u>Claimant Type</u>	<u>Claims Paid</u>	<u>Amount Paid</u>	Payments in County  <ul style="list-style-type: none"> Resident Loss Both
		Resident of County	19	\$336,300.00	
		Resident and Loss in County	65	\$1,158,100.00	
Claim Loss in County	7	\$77,700.00			
Totals:	91	\$1,572,100.00			

GCCF Program Statistics - Overall Summary (as of October 7, 2010 5:05 PM ET)

County	Count	Claimant Type	Claims Paid	Amount Paid	Payments in County
Claiborne (Louisiana)	1	<u>Claimant Type</u>	<u>Claims Paid</u>	<u>Amount Paid</u>	Payments in County  Legend: Loss
		Claim Loss in County	1	\$80,400.00	
		Totals:	1	\$80,400.00	
Claiborne (Mississippi)	5	<u>Claimant Type</u>	<u>Claims Paid</u>	<u>Amount Paid</u>	Payments in County  Legend: Resident
		Resident of County	1	\$17,600.00	
		Totals:	1	\$17,600.00	
Clarke (Alabama)	84	<u>Claimant Type</u>	<u>Claims Paid</u>	<u>Amount Paid</u>	Payments in County  Legend: Resident, Loss, Both
		Resident of County	22	\$127,900.00	
		Resident and Loss in County	3	\$32,300.00	
		Claim Loss in County	3	\$47,400.00	
		Totals:	28	\$207,600.00	
Clarke (Mississippi)	15	<u>Claimant Type</u>	<u>Claims Paid</u>	<u>Amount Paid</u>	Payments in County  Legend: Resident
		Resident of County	4	\$112,900.00	
		Totals:	4	\$112,900.00	
Clay (Alabama)	5	<u>Claimant Type</u>	<u>Claims Paid</u>	<u>Amount Paid</u>	Payments in County  Legend: Resident
		Resident of County	3	\$22,700.00	
		Totals:	3	\$22,700.00	

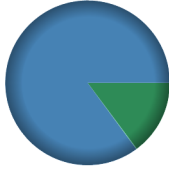




GCCF Program Statistics - Overall Summary

(as of October 7, 2010 5:05 PM ET)


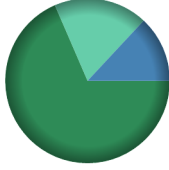


County	Total Claims	Claimant Type	Claims Paid	Amount Paid	Payments in County
Clay (Florida)	15	<u>Claimant Type</u>	<u>Claims Paid</u>	<u>Amount Paid</u>	Payments in County
		Resident of County	4	\$25,400.00	
		Resident and Loss in County	1	\$125,000.00	
		Claim Loss in County	1	\$18,700.00	
Totals:	6	\$169,100.00			
Cleburne (Alabama)	2	<u>Claimant Type</u>	<u>Claims Paid</u>	<u>Amount Paid</u>	Payments in County
		Resident of County	1	\$3,000.00	
		Totals:	1	\$3,000.00	
Coahoma (Mississippi)	2	<u>Claimant Type</u>	<u>Claims Paid</u>	<u>Amount Paid</u>	Payments in County
		Resident of County	1	\$35,000.00	
		Totals:	1	\$35,000.00	
Coffee (Alabama)	23	<u>Claimant Type</u>	<u>Claims Paid</u>	<u>Amount Paid</u>	Payments in County
		Resident of County	4	\$38,000.00	
		Resident and Loss in County	1	\$3,000.00	
		Totals:	5	\$41,000.00	
Colbert (Alabama)	26	<u>Claimant Type</u>	<u>Claims Paid</u>	<u>Amount Paid</u>	Payments in County
		Resident of County	19	\$150,700.00	
		Totals:	19	\$150,700.00	

GCCF Program Statistics - Overall Summary

(as of October 7, 2010 5:05 PM ET)



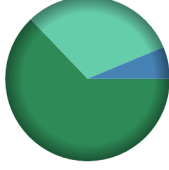

County	Total Claims	Claimant Type	Claims Paid	Amount Paid	Payments in County
Collier (Florida)	444	<u>Claimant Type</u>	<u>Claims Paid</u>	<u>Amount Paid</u>	Payments in County  <ul style="list-style-type: none"> ■ Resident ■ Loss ■ Both
		Resident of County	13	\$281,900.00	
		Resident and Loss in County	56	\$1,621,600.00	
		Claim Loss in County	2	\$2,200.00	
Totals:	71	\$1,905,700.00			
Collin (Texas)	54	<u>Claimant Type</u>	<u>Claims Paid</u>	<u>Amount Paid</u>	Payments in County  <ul style="list-style-type: none"> ■ Resident ■ Loss
		Resident of County	26	\$213,100.00	
		Claim Loss in County	3	\$102,100.00	
		Totals:	29	\$315,200.00	
Columbia (Florida)	7	<u>Claimant Type</u>	<u>Claims Paid</u>	<u>Amount Paid</u>	Payments in County  <ul style="list-style-type: none"> ■ Resident ■ Both
		Resident of County	3	\$71,500.00	
		Resident and Loss in County	1	\$40,000.00	
		Totals:	4	\$111,500.00	
Comal (Texas)	12	<u>Claimant Type</u>	<u>Claims Paid</u>	<u>Amount Paid</u>	Payments in County  <ul style="list-style-type: none"> ■ Resident
		Resident of County	7	\$137,600.00	
		Totals:	7	\$137,600.00	
Concordia (Louisiana)	15	<u>Claimant Type</u>	<u>Claims Paid</u>	<u>Amount Paid</u>	Payments in County  <ul style="list-style-type: none"> ■ Resident ■ Both
		Resident of County	2	\$21,700.00	
		Resident and Loss in County	2	\$70,000.00	
		Totals:	4	\$91,700.00	

GCCF Program Statistics - Overall Summary (as of October 7, 2010 5:05 PM ET)



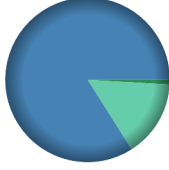
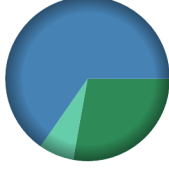
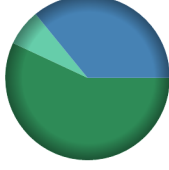
County (State)	Total Claims	Claimant Type	Claims Paid	Amount Paid	Payments in County
Conecuh (Alabama)	11	<u>Claimant Type</u>	<u>Claims Paid</u>	<u>Amount Paid</u>	Payments in County  <ul style="list-style-type: none"> Resident
		Resident of County	5	\$51,700.00	
		Totals:	5	\$51,700.00	
		Coosa (Alabama)	3	<u>Claimant Type</u>	
Resident of County	2			\$10,800.00	
Resident and Loss in County	1			\$150,000.00	
Totals:	3			\$160,800.00	
Covington (Alabama)	38	<u>Claimant Type</u>	<u>Claims Paid</u>	<u>Amount Paid</u>	Payments in County  <ul style="list-style-type: none"> Resident Loss Both
		Resident of County	19	\$492,300.00	
		Resident and Loss in County	3	\$93,800.00	
		Claim Loss in County	2	\$132,500.00	
		Totals:	24	\$718,600.00	
Covington (Mississippi)	46	<u>Claimant Type</u>	<u>Claims Paid</u>	<u>Amount Paid</u>	Payments in County  <ul style="list-style-type: none"> Resident
		Resident of County	2	\$39,400.00	
		Totals:	2	\$39,400.00	
Crenshaw (Alabama)	11	<u>Claimant Type</u>	<u>Claims Paid</u>	<u>Amount Paid</u>	Payments in County  <ul style="list-style-type: none"> Loss Both
		Resident and Loss in County	1	\$1,500.00	
		Claim Loss in County	1	\$4,000.00	
		Totals:	2	\$5,500.00	

GCCF Program Statistics - Overall Summary

(as of October 7, 2010 5:05 PM ET)

County	Total Claims	Claimant Type	Claims Paid	Amount Paid	Payments in County
Cullman (Alabama)	41	<u>Claimant Type</u>	<u>Claims Paid</u>	<u>Amount Paid</u>	Payments in County  Resident
		Resident of County	29	\$233,300.00	
		Totals:	29	\$233,300.00	
		Dale (Alabama)	15	<u>Claimant Type</u>	
Resident of County	7			\$58,100.00	
Resident and Loss in County	1			\$37,600.00	
Totals:	8			\$95,700.00	
Dallas (Alabama)	21	<u>Claimant Type</u>	<u>Claims Paid</u>	<u>Amount Paid</u>	Payments in County  Resident Both
		Resident of County	7	\$58,200.00	
		Resident and Loss in County	1	\$15,000.00	
		Totals:	8	\$73,200.00	
Dallas (Texas)	110	<u>Claimant Type</u>	<u>Claims Paid</u>	<u>Amount Paid</u>	Payments in County  Resident Loss Both
		Resident of County	22	\$239,900.00	
		Resident and Loss in County	1	\$24,000.00	
		Claim Loss in County	7	\$117,800.00	
Totals:	30	\$381,700.00			
Dekalb (Alabama)	18	<u>Claimant Type</u>	<u>Claims Paid</u>	<u>Amount Paid</u>	Payments in County  Resident Loss
		Resident of County	13	\$143,700.00	
		Claim Loss in County	1	\$10,800.00	
		Totals:	14	\$154,500.00	

GCCF Program Statistics - Overall Summary (as of October 7, 2010 5:05 PM ET)

County	Total Claims	Claimant Type	Claims Paid	Amount Paid	Payments in County
Denton (Texas)	16	<u>Claimant Type</u>	<u>Claims Paid</u>	<u>Amount Paid</u>	Payments in County  Resident
		Resident of County	7	\$57,500.00	
		Totals:	7	\$57,500.00	
Desoto (Mississippi)	20	<u>Claimant Type</u>	<u>Claims Paid</u>	<u>Amount Paid</u>	Payments in County  Resident
		Resident of County	14	\$113,300.00	
		Totals:	14	\$113,300.00	
Dixie (Florida)	24	<u>Claimant Type</u>	<u>Claims Paid</u>	<u>Amount Paid</u>	Payments in County  Resident Loss Both
		Resident of County	1	\$3,000.00	
		Resident and Loss in County	11	\$278,000.00	
		Claim Loss in County	1	\$50,000.00	
		Totals:	13	\$331,000.00	
Duval (Florida)	133	<u>Claimant Type</u>	<u>Claims Paid</u>	<u>Amount Paid</u>	Payments in County  Resident Loss Both
		Resident of County	27	\$410,200.00	
		Resident and Loss in County	13	\$963,200.00	
		Claim Loss in County	5	\$101,400.00	
		Totals:	45	\$1,474,800.00	
E. Baton Rouge (Louisiana)	586	<u>Claimant Type</u>	<u>Claims Paid</u>	<u>Amount Paid</u>	Payments in County  Resident Loss Both
		Resident of County	112	\$1,859,700.00	
		Resident and Loss in County	34	\$1,172,400.00	
		Claim Loss in County	12	\$233,900.00	
		Totals:	158	\$3,266,000.00	

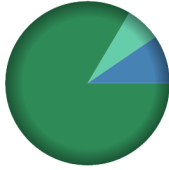
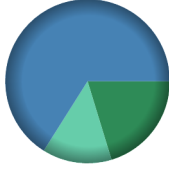



GCCF Program Statistics - Overall Summary

(as of October 7, 2010 5:05 PM ET)



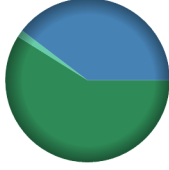
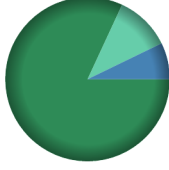

County	Total Claims	Claimant Type	Claims Paid	Amount Paid	Payments in County
E. Feliciana (Louisiana)	10	<u>Claimant Type</u>	<u>Claims Paid</u>	<u>Amount Paid</u>	Payments in County
		Resident of County	1	\$2,500.00	
		Resident and Loss in County	3	\$71,900.00	
		Claim Loss in County	1	\$3,400.00	
Totals:	5	\$77,800.00			
Ector (Texas)	2	<u>Claimant Type</u>	<u>Claims Paid</u>	<u>Amount Paid</u>	Payments in County
		Resident of County	1	\$1,500.00	
		Totals:	1	\$1,500.00	
El Paso (Texas)	1	<u>Claimant Type</u>	<u>Claims Paid</u>	<u>Amount Paid</u>	Payments in County
		Resident of County	1	\$3,700.00	
		Totals:	1	\$3,700.00	
Ellis (Texas)	5	<u>Claimant Type</u>	<u>Claims Paid</u>	<u>Amount Paid</u>	Payments in County
		Resident of County	1	\$25,000.00	
		Totals:	1	\$25,000.00	
Elmore (Alabama)	28	<u>Claimant Type</u>	<u>Claims Paid</u>	<u>Amount Paid</u>	Payments in County
		Resident of County	17	\$159,800.00	
		Totals:	17	\$159,800.00	

GCCF Program Statistics - Overall Summary

(as of October 7, 2010 5:05 PM ET)

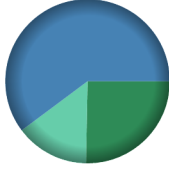
County	Total Claims	Claimant Type	Claims Paid	Amount Paid	Payments in County
Escambia (Alabama)	76	<u>Claimant Type</u>	<u>Claims Paid</u>	<u>Amount Paid</u>	Payments in County  <ul style="list-style-type: none"> ■ Resident ■ Loss ■ Both
		Resident of County	22	\$345,900.00	
		Resident and Loss in County	4	\$39,600.00	
		Claim Loss in County	3	\$28,600.00	
Totals:	29	\$414,100.00			
Escambia (Florida)	6,947	<u>Claimant Type</u>	<u>Claims Paid</u>	<u>Amount Paid</u>	Payments in County  <ul style="list-style-type: none"> ■ Resident ■ Loss ■ Both
		Resident of County	1,030	\$12,715,100.00	
		Resident and Loss in County	2,196	\$41,385,200.00	
		Claim Loss in County	659	\$8,551,400.00	
Totals:	3,885	\$62,651,700.00			
Etowah (Alabama)	40	<u>Claimant Type</u>	<u>Claims Paid</u>	<u>Amount Paid</u>	Payments in County  <ul style="list-style-type: none"> ■ Resident
		Resident of County	23	\$422,300.00	
Totals:	23	\$422,300.00			
Evangeline (Louisiana)	24	<u>Claimant Type</u>	<u>Claims Paid</u>	<u>Amount Paid</u>	Payments in County  <ul style="list-style-type: none"> ■ Resident ■ Both
		Resident of County	4	\$61,900.00	
		Resident and Loss in County	4	\$70,300.00	
Totals:	8	\$132,200.00			
Fayette (Alabama)	7	<u>Claimant Type</u>	<u>Claims Paid</u>	<u>Amount Paid</u>	Payments in County  <ul style="list-style-type: none"> ■ Resident
		Resident of County	6	\$57,100.00	
Totals:	6	\$57,100.00			

GCCF Program Statistics - Overall Summary (as of October 7, 2010 5:05 PM ET)

County	Count	Claimant Type	Claims Paid	Amount Paid	Payments in County
Flagler (Florida)	4	<u>Claimant Type</u>	<u>Claims Paid</u>	<u>Amount Paid</u>	Payments in County  <ul style="list-style-type: none"> Resident
		Resident of County	2	\$65,400.00	
		Totals:	2	\$65,400.00	
Foard (Texas)	1	<u>Claimant Type</u>	<u>Claims Paid</u>	<u>Amount Paid</u>	Payments in County  <ul style="list-style-type: none"> Resident
		Resident of County	1	\$13,000.00	
		Totals:	1	\$13,000.00	
Forrest (Mississippi)	407	<u>Claimant Type</u>	<u>Claims Paid</u>	<u>Amount Paid</u>	Payments in County  <ul style="list-style-type: none"> Resident Loss Both
		Resident of County	33	\$411,600.00	
		Resident and Loss in County	7	\$276,800.00	
		Claim Loss in County	1	\$10,000.00	
Totals:	41	\$698,400.00			
Fort Bend (Texas)	85	<u>Claimant Type</u>	<u>Claims Paid</u>	<u>Amount Paid</u>	Payments in County  <ul style="list-style-type: none"> Resident Loss Both
		Resident of County	24	\$1,084,400.00	
		Resident and Loss in County	5	\$95,400.00	
		Claim Loss in County	7	\$144,300.00	
Totals:	36	\$1,324,100.00			
Franklin (Alabama)	5	<u>Claimant Type</u>	<u>Claims Paid</u>	<u>Amount Paid</u>	Payments in County  <ul style="list-style-type: none"> Resident
		Resident of County	3	\$19,700.00	
		Totals:	3	\$19,700.00	


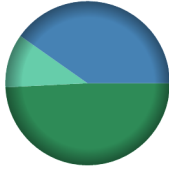

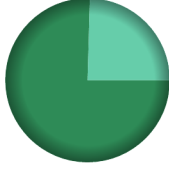

GCCF Program Statistics - Overall Summary

(as of October 7, 2010 5:05 PM ET)

County	Total Claims	Claimant Type	Claims Paid	Amount Paid	Payments in County
Franklin (Florida)	1,479	<u>Claimant Type</u>	<u>Claims Paid</u>	<u>Amount Paid</u>	Payments in County  <ul style="list-style-type: none"> ■ Resident ■ Loss ■ Both
		Resident of County	27	\$284,900.00	
		Resident and Loss in County	879	\$9,893,500.00	
		Claim Loss in County	93	\$1,272,400.00	
Totals:		999	\$11,450,800.00		
Franklin (Louisiana)	4	<u>Claimant Type</u>	<u>Claims Paid</u>	<u>Amount Paid</u>	Payments in County  <ul style="list-style-type: none"> ■ Resident
		Resident of County	2	\$28,000.00	
		Totals:	2	\$28,000.00	
Franklin (Mississippi)	3	<u>Claimant Type</u>	<u>Claims Paid</u>	<u>Amount Paid</u>	Payments in County  <ul style="list-style-type: none"> ■ Loss
		Claim Loss in County	1	\$14,600.00	
		Totals:	1	\$14,600.00	
Gadsden (Florida)	33	<u>Claimant Type</u>	<u>Claims Paid</u>	<u>Amount Paid</u>	Payments in County  <ul style="list-style-type: none"> ■ Resident ■ Both
		Resident of County	6	\$139,600.00	
		Resident and Loss in County	2	\$44,200.00	
		Totals:	8	\$183,800.00	
Galveston (Texas)	758	<u>Claimant Type</u>	<u>Claims Paid</u>	<u>Amount Paid</u>	Payments in County  <ul style="list-style-type: none"> ■ Resident ■ Loss ■ Both
		Resident of County	97	\$2,575,100.00	
		Resident and Loss in County	237	\$6,127,200.00	
		Claim Loss in County	97	\$1,472,800.00	
		Totals:	431	\$10,175,100.00	




GCCF Program Statistics - Overall Summary

(as of October 7, 2010 5:05 PM ET)

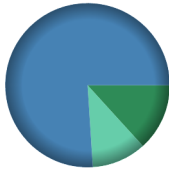


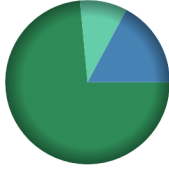
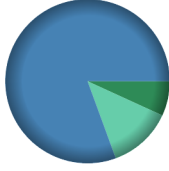
County	Total Claims	Claimant Type	Claims Paid	Amount Paid	Payments in County
Geneva (Alabama)	27	<u>Claimant Type</u>	<u>Claims Paid</u>	<u>Amount Paid</u>	Payments in County  <ul style="list-style-type: none"> Resident
		Resident of County	5	\$61,300.00	
		Totals:	5	\$61,300.00	
George (Mississippi)	130	<u>Claimant Type</u>	<u>Claims Paid</u>	<u>Amount Paid</u>	Payments in County  <ul style="list-style-type: none"> Resident Loss Both
		Resident of County	30	\$640,600.00	
		Resident and Loss in County	13	\$523,500.00	
		Claim Loss in County	4	\$137,700.00	
Totals:	47	\$1,301,800.00			
Grant (Louisiana)	7	<u>Claimant Type</u>	<u>Claims Paid</u>	<u>Amount Paid</u>	Payments in County  <ul style="list-style-type: none"> Resident Both
		Resident of County	1	\$15,500.00	
		Resident and Loss in County	1	\$15,000.00	
Totals:	2	\$30,500.00			
Grayson (Texas)	2	<u>Claimant Type</u>	<u>Claims Paid</u>	<u>Amount Paid</u>	Payments in County  <ul style="list-style-type: none"> Resident Loss
		Resident of County	1	\$8,300.00	
		Claim Loss in County	1	\$2,700.00	
Totals:	2	\$11,000.00			
Greene (Alabama)	5	<u>Claimant Type</u>	<u>Claims Paid</u>	<u>Amount Paid</u>	Payments in County  <ul style="list-style-type: none"> Resident
		Resident of County	4	\$22,900.00	
		Totals:	4	\$22,900.00	

GCCF Program Statistics - Overall Summary

(as of October 7, 2010 5:05 PM ET)

County	Total Claims	Claimant Type	Claims Paid	Amount Paid	Payments in County
Greene (Mississippi)	28	<u>Claimant Type</u>	<u>Claims Paid</u>	<u>Amount Paid</u>	Payments in County  <ul style="list-style-type: none"> ■ Resident ■ Both
		Resident of County	3	\$16,900.00	
		Resident and Loss in County	2	\$11,700.00	
		Totals:	5	\$28,600.00	
Gregg (Texas)	3	<u>Claimant Type</u>	<u>Claims Paid</u>	<u>Amount Paid</u>	Payments in County  <ul style="list-style-type: none"> ■ Resident
		Resident of County	3	\$25,600.00	
		Totals:	3	\$25,600.00	
		Guadalupe (Texas)	2	<u>Claimant Type</u>	
Resident of County	2			\$42,600.00	
Totals:	2			\$42,600.00	
Gulf (Florida)	667			<u>Claimant Type</u>	<u>Claims Paid</u>
		Resident of County	58	\$813,000.00	
		Resident and Loss in County	241	\$5,220,700.00	
		Claim Loss in County	69	\$978,300.00	
		Totals:	368	\$7,012,000.00	
Hale (Alabama)	9	<u>Claimant Type</u>	<u>Claims Paid</u>	<u>Amount Paid</u>	Payments in County  <ul style="list-style-type: none"> ■ Resident ■ Both
		Resident of County	5	\$88,100.00	
		Resident and Loss in County	1	\$1,800.00	
		Totals:	6	\$89,900.00	

GCCF Program Statistics - Overall Summary (as of October 7, 2010 5:05 PM ET)

County	Total Claims	Claimant Type	Claims Paid	Amount Paid	Payments in County
Hancock (Mississippi)	1,419	<u>Claimant Type</u>	<u>Claims Paid</u>	<u>Amount Paid</u>	Payments in County  <ul style="list-style-type: none"> ■ Resident ■ Loss ■ Both
		Resident of County	105	\$1,856,200.00	
		Resident and Loss in County	477	\$10,635,600.00	
		Claim Loss in County	85	\$1,499,100.00	
Totals:	667	\$13,990,900.00			
Hardee (Florida)	1	<u>Claimant Type</u>	<u>Claims Paid</u>	<u>Amount Paid</u>	Payments in County  <ul style="list-style-type: none"> ■ Resident
		Resident of County	1	\$3,000.00	
		Totals:	1	\$3,000.00	
Hardin (Texas)	4	<u>Claimant Type</u>	<u>Claims Paid</u>	<u>Amount Paid</u>	Payments in County  <ul style="list-style-type: none"> ■ Both
		Resident and Loss in County	1	\$10,000.00	
		Totals:	1	\$10,000.00	
Harris (Texas)	1,038	<u>Claimant Type</u>	<u>Claims Paid</u>	<u>Amount Paid</u>	Payments in County  <ul style="list-style-type: none"> ■ Resident ■ Loss ■ Both
		Resident of County	266	\$13,256,100.00	
		Resident and Loss in County	121	\$3,096,200.00	
		Claim Loss in County	92	\$1,676,200.00	
Totals:	479	\$18,028,500.00			
Harrison (Mississippi)	8,524	<u>Claimant Type</u>	<u>Claims Paid</u>	<u>Amount Paid</u>	Payments in County  <ul style="list-style-type: none"> ■ Resident ■ Loss ■ Both
		Resident of County	225	\$4,143,336.50	
		Resident and Loss in County	2,299	\$48,778,900.00	
		Claim Loss in County	477	\$7,616,400.00	
Totals:	3,001	\$60,538,636.50			


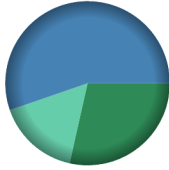

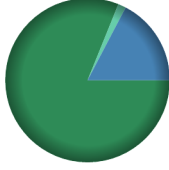

GCCF Program Statistics - Overall Summary

(as of October 7, 2010 5:05 PM ET)

County	Count	Claimant Type	Claims Paid	Amount Paid	Payments in County
Harrison (Texas)	1	<u>Claimant Type</u>	<u>Claims Paid</u>	<u>Amount Paid</u>	Payments in County  <ul style="list-style-type: none"> Resident
		Resident of County	1	\$2,500.00	
		Totals:	1	\$2,500.00	
Hays (Texas)	5	<u>Claimant Type</u>	<u>Claims Paid</u>	<u>Amount Paid</u>	Payments in County  <ul style="list-style-type: none"> Resident
		Resident of County	1	\$25,500.00	
		Totals:	1	\$25,500.00	
Henry (Alabama)	5	<u>Claimant Type</u>	<u>Claims Paid</u>	<u>Amount Paid</u>	Payments in County  <ul style="list-style-type: none"> Resident
		Resident of County	2	\$11,600.00	
		Totals:	2	\$11,600.00	
Hernando (Florida)	114	<u>Claimant Type</u>	<u>Claims Paid</u>	<u>Amount Paid</u>	Payments in County  <ul style="list-style-type: none"> Resident Loss Both
		Resident of County	19	\$326,300.00	
		Resident and Loss in County	32	\$878,600.00	
		Claim Loss in County	12	\$218,600.00	
		Totals:	63	\$1,423,500.00	
Hidalgo (Texas)	6	<u>Claimant Type</u>	<u>Claims Paid</u>	<u>Amount Paid</u>	Payments in County  <ul style="list-style-type: none"> Resident Loss Both
		Resident of County	2	\$9,000.00	
		Resident and Loss in County	1	\$6,000.00	
		Claim Loss in County	1	\$10,300.00	
		Totals:	4	\$25,300.00	


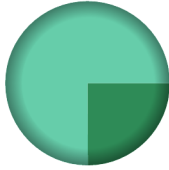
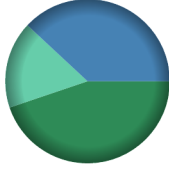
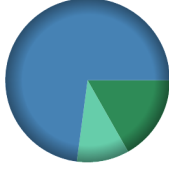

GCCF Program Statistics - Overall Summary

(as of October 7, 2010 5:05 PM ET)

Hill (Texas)	2	<u>Claimant Type</u>	<u>Claims Paid</u>	<u>Amount Paid</u>	Payments in County
		Resident of County	1	\$21,600.00	 <ul style="list-style-type: none"> ■ Resident
		Totals:	1	\$21,600.00	
Hillsborough (Florida)	348	<u>Claimant Type</u>	<u>Claims Paid</u>	<u>Amount Paid</u>	Payments in County
		Resident of County	37	\$639,200.00	 <ul style="list-style-type: none"> ■ Resident ■ Loss ■ Both
		Resident and Loss in County	61	\$1,239,700.00	
		Claim Loss in County	7	\$362,600.00	
		Totals:	105	\$2,241,500.00	
Hinds (Mississippi)	69	<u>Claimant Type</u>	<u>Claims Paid</u>	<u>Amount Paid</u>	Payments in County
		Resident of County	13	\$120,200.00	 <ul style="list-style-type: none"> ■ Resident ■ Loss ■ Both
		Resident and Loss in County	1	\$2,800.00	
		Claim Loss in County	3	\$80,200.00	
		Totals:	17	\$203,200.00	
Holmes (Florida)	135	<u>Claimant Type</u>	<u>Claims Paid</u>	<u>Amount Paid</u>	Payments in County
		Resident of County	57	\$584,200.00	 <ul style="list-style-type: none"> ■ Resident ■ Loss ■ Both
		Resident and Loss in County	10	\$124,900.00	
		Claim Loss in County	2	\$11,100.00	
		Totals:	69	\$720,200.00	
Hopkins (Texas)	1	<u>Claimant Type</u>	<u>Claims Paid</u>	<u>Amount Paid</u>	Payments in County
		Resident of County	1	\$9,700.00	 <ul style="list-style-type: none"> ■ Resident
		Totals:	1	\$9,700.00	





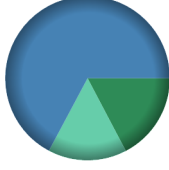
GCCF Program Statistics - Overall Summary

(as of October 7, 2010 5:05 PM ET)



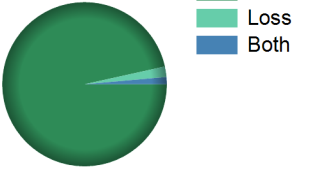
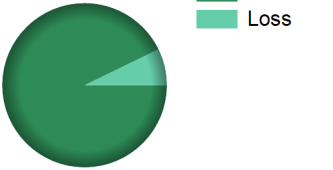
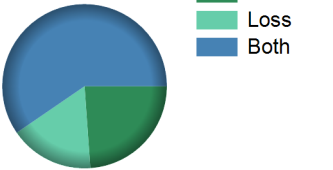
County	Total Claims	Claimant Type	Claims Paid	Amount Paid	Payments in County
Houston (Alabama)	61	<u>Claimant Type</u>	<u>Claims Paid</u>	<u>Amount Paid</u>	Payments in County  Resident Both
		Resident of County	20	\$134,400.00	
		Resident and Loss in County	2	\$138,900.00	
		Totals:	22	\$273,300.00	
Humphreys (Mississippi)	3	<u>Claimant Type</u>	<u>Claims Paid</u>	<u>Amount Paid</u>	Payments in County  Resident Loss
		Resident of County	1	\$9,300.00	
		Claim Loss in County	1	\$28,000.00	
		Totals:	2	\$37,300.00	
Iberia (Louisiana)	489	<u>Claimant Type</u>	<u>Claims Paid</u>	<u>Amount Paid</u>	Payments in County  Resident Loss Both
		Resident of County	227	\$5,082,400.00	
		Resident and Loss in County	179	\$4,316,600.00	
		Claim Loss in County	71	\$1,944,700.00	
Totals:	477	\$11,343,700.00			
Iberville (Louisiana)	58	<u>Claimant Type</u>	<u>Claims Paid</u>	<u>Amount Paid</u>	Payments in County  Resident Loss Both
		Resident of County	6	\$113,700.00	
		Resident and Loss in County	15	\$493,500.00	
		Claim Loss in County	3	\$69,700.00	
Totals:	24	\$676,900.00			
Indian River (Florida)	12	<u>Claimant Type</u>	<u>Claims Paid</u>	<u>Amount Paid</u>	Payments in County  Resident Both
		Resident of County	1	\$21,100.00	
		Resident and Loss in County	2	\$86,300.00	
		Totals:	3	\$107,400.00	

GCCF Program Statistics - Overall Summary

(as of October 7, 2010 5:05 PM ET)

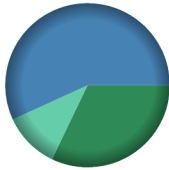
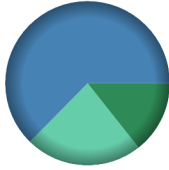



County	Count	Claimant Type	Claims Paid	Amount Paid	Payments in County
Itawamba (Mississippi)	1	<u>Claimant Type</u>	<u>Claims Paid</u>	<u>Amount Paid</u>	Payments in County  <ul style="list-style-type: none"> Resident
		Resident of County	1	\$6,000.00	
		Totals:	1	\$6,000.00	
Jackson (Alabama)	12	<u>Claimant Type</u>	<u>Claims Paid</u>	<u>Amount Paid</u>	Payments in County  <ul style="list-style-type: none"> Resident Loss
		Resident of County	8	\$65,500.00	
		Claim Loss in County	1	\$14,500.00	
Totals:	9	\$80,000.00			
Jackson (Florida)	100	<u>Claimant Type</u>	<u>Claims Paid</u>	<u>Amount Paid</u>	Payments in County  <ul style="list-style-type: none"> Resident Both
		Resident of County	17	\$213,700.00	
		Resident and Loss in County	3	\$96,000.00	
Totals:	20	\$309,700.00			
Jackson (Louisiana)	2	<u>Claimant Type</u>	<u>Claims Paid</u>	<u>Amount Paid</u>	Payments in County  <ul style="list-style-type: none"> Resident Both
		Resident of County	1	\$18,600.00	
		Resident and Loss in County	1	\$4,500.00	
Totals:	2	\$23,100.00			
Jackson (Mississippi)	3,382	<u>Claimant Type</u>	<u>Claims Paid</u>	<u>Amount Paid</u>	Payments in County  <ul style="list-style-type: none"> Resident Loss Both
		Resident of County	324	\$5,057,800.00	
		Resident and Loss in County	695	\$19,646,858.36	
		Claim Loss in County	246	\$4,522,000.00	
Totals:	1,265	\$29,226,658.36			

GCCF Program Statistics - Overall Summary (as of October 7, 2010 5:05 PM ET)

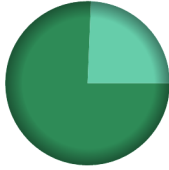

County	Total Claims	Claimant Type	Claims Paid	Amount Paid	Payments in County
Jasper (Mississippi)	20	<u>Claimant Type</u>	<u>Claims Paid</u>	<u>Amount Paid</u>	Payments in County 
		Resident and Loss in County	1	\$25,500.00	
		Totals:	1	\$25,500.00	
Jasper (Texas)	7	<u>Claimant Type</u>	<u>Claims Paid</u>	<u>Amount Paid</u>	Payments in County 
		Resident of County	3	\$145,700.00	
		Totals:	3	\$145,700.00	
Jefferson (Alabama)	411	<u>Claimant Type</u>	<u>Claims Paid</u>	<u>Amount Paid</u>	Payments in County 
		Resident of County	257	\$2,572,600.00	
		Resident and Loss in County	3	\$37,700.00	
		Claim Loss in County	2	\$54,800.00	
		Totals:	262	\$2,665,100.00	
Jefferson (Florida)	8	<u>Claimant Type</u>	<u>Claims Paid</u>	<u>Amount Paid</u>	Payments in County 
		Resident of County	2	\$77,200.00	
		Claim Loss in County	1	\$6,000.00	
		Totals:	3	\$83,200.00	
Jefferson (Louisiana)	12,741	<u>Claimant Type</u>	<u>Claims Paid</u>	<u>Amount Paid</u>	Payments in County 
		Resident of County	1,234	\$21,039,480.32	
		Resident and Loss in County	2,132	\$52,482,200.00	
		Claim Loss in County	765	\$14,569,585.21	
		Totals:	4,131	\$88,091,265.53	

GCCF Program Statistics - Overall Summary

(as of October 7, 2010 5:05 PM ET)

County	Total Claims	Claimant Type	Claims Paid	Amount Paid	Payments in County
Jefferson (Texas)	492	Resident of County	85	\$2,680,100.00	 <ul style="list-style-type: none"> Resident Loss Both
		Resident and Loss in County	203	\$4,744,000.00	
		Claim Loss in County	49	\$920,300.00	
		Totals:	337	\$8,344,400.00	
Jefferson Davis (Louisiana)	35	Resident of County	4	\$40,600.00	 <ul style="list-style-type: none"> Resident Loss Both
		Resident and Loss in County	8	\$177,100.00	
		Claim Loss in County	2	\$65,000.00	
		Totals:	14	\$282,700.00	
Jim Hogg (Texas)	1	Claim Loss in County	1	\$32,400.00	 <ul style="list-style-type: none"> Loss
		Totals:	1	\$32,400.00	
Jim Wells (Texas)	1	Resident and Loss in County	1	\$79,900.00	 <ul style="list-style-type: none"> Both
		Totals:	1	\$79,900.00	
Johnson (Texas)	6	Resident of County	2	\$73,600.00	 <ul style="list-style-type: none"> Resident
		Totals:	2	\$73,600.00	

GCCF Program Statistics - Overall Summary (as of October 7, 2010 5:05 PM ET)






Jones (Mississippi)	70	<u>Claimant Type</u>	<u>Claims Paid</u>	<u>Amount Paid</u>	Payments in County  Resident Both
		Resident of County	10	\$155,500.00	
		Resident and Loss in County	1	\$50,000.00	
		Totals:	11	\$205,500.00	
Kemper (Mississippi)	4	<u>Claimant Type</u>	<u>Claims Paid</u>	<u>Amount Paid</u>	Payments in County  Loss
		Claim Loss in County	2	\$22,200.00	
		Totals:	2	\$22,200.00	
		Kendall (Texas)	2	<u>Claimant Type</u>	
Resident of County	2			\$15,700.00	
Totals:	2			\$15,700.00	
Kleberg (Texas)	1			<u>Claimant Type</u>	<u>Claims Paid</u>
		Resident of County	1	\$32,400.00	
		Totals:	1	\$32,400.00	
		Lafayette (Florida)	3	<u>Claimant Type</u>	<u>Claims Paid</u>
Resident and Loss in County	1			\$226,700.00	
Totals:	1			\$226,700.00	

GCCF Program Statistics - Overall Summary (as of October 7, 2010 5:05 PM ET)



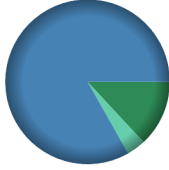

County	Total Claims	Claimant Type	Claims Paid	Amount Paid	Payments in County
Lafayette (Louisiana)	664	<u>Claimant Type</u>	<u>Claims Paid</u>	<u>Amount Paid</u>	<p>Payments in County</p> <ul style="list-style-type: none"> Resident Loss Both
		Resident of County	158	\$3,872,900.00	
		Resident and Loss in County	86	\$2,746,700.00	
		Claim Loss in County	59	\$1,401,900.00	
		Totals:	303	\$8,021,500.00	
Lafayette (Mississippi)	9	<u>Claimant Type</u>	<u>Claims Paid</u>	<u>Amount Paid</u>	<p>Payments in County</p> <ul style="list-style-type: none"> Resident
		Resident of County	6	\$76,000.00	
		Totals:	6	\$76,000.00	
Lafourche (Louisiana)	1,756	<u>Claimant Type</u>	<u>Claims Paid</u>	<u>Amount Paid</u>	<p>Payments in County</p> <ul style="list-style-type: none"> Resident Loss Both
		Resident of County	153	\$3,089,600.00	
		Resident and Loss in County	840	\$27,278,200.00	
		Claim Loss in County	166	\$3,808,980.32	
		Totals:	1,159	\$34,176,780.32	
Lake (Florida)	21	<u>Claimant Type</u>	<u>Claims Paid</u>	<u>Amount Paid</u>	<p>Payments in County</p> <ul style="list-style-type: none"> Resident Both
		Resident of County	6	\$45,900.00	
		Resident and Loss in County	4	\$53,900.00	
		Totals:	10	\$99,800.00	
Lamar (Mississippi)	96	<u>Claimant Type</u>	<u>Claims Paid</u>	<u>Amount Paid</u>	<p>Payments in County</p> <ul style="list-style-type: none"> Resident Loss Both
		Resident of County	6	\$96,900.00	
		Resident and Loss in County	1	\$9,500.00	
		Claim Loss in County	2	\$34,000.00	
		Totals:	9	\$140,400.00	

GCCF Program Statistics - Overall Summary

(as of October 7, 2010 5:05 PM ET)

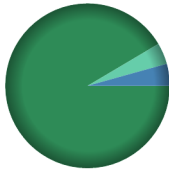
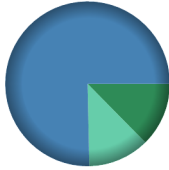
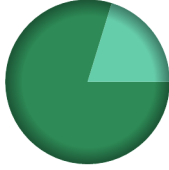


County	Total Claims	Claimant Type	Claims Paid	Amount Paid	Payments in County
Lamar (Texas)	1	<u>Claimant Type</u>	<u>Claims Paid</u>	<u>Amount Paid</u>	Payments in County  Resident
		Resident of County	1	\$3,200.00	
		Totals:	1	\$3,200.00	
Lauderdale (Alabama)	21	<u>Claimant Type</u>	<u>Claims Paid</u>	<u>Amount Paid</u>	Payments in County  Resident
		Resident of County	12	\$106,600.00	
		Totals:	12	\$106,600.00	
Lauderdale (Mississippi)	38	<u>Claimant Type</u>	<u>Claims Paid</u>	<u>Amount Paid</u>	Payments in County  Resident
		Resident of County	15	\$92,800.00	
		Totals:	15	\$92,800.00	
Lawrence (Alabama)	6	<u>Claimant Type</u>	<u>Claims Paid</u>	<u>Amount Paid</u>	Payments in County  Resident Loss
		Resident of County	1	\$20,200.00	
		Claim Loss in County	1	\$1,400.00	
		Totals:	2	\$21,600.00	
Lawrence (Mississippi)	52	<u>Claimant Type</u>	<u>Claims Paid</u>	<u>Amount Paid</u>	Payments in County  Loss Both
		Resident and Loss in County	5	\$67,500.00	
		Claim Loss in County	2	\$18,500.00	
		Totals:	7	\$86,000.00	

GCCF Program Statistics - Overall Summary (as of October 7, 2010 5:05 PM ET)


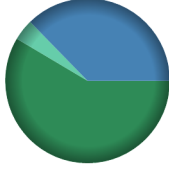


County	Total Claims	Claimant Type	Claims Paid	Amount Paid	Payments in County
Leake (Mississippi)	9	<u>Claimant Type</u>	<u>Claims Paid</u>	<u>Amount Paid</u>	Payments in County  <ul style="list-style-type: none"> Resident
		Resident of County	1	\$33,000.00	
		Totals:	1	\$33,000.00	
Lee (Alabama)	51	<u>Claimant Type</u>	<u>Claims Paid</u>	<u>Amount Paid</u>	Payments in County  <ul style="list-style-type: none"> Resident
		Resident of County	27	\$221,600.00	
		Totals:	27	\$221,600.00	
Lee (Florida)	331	<u>Claimant Type</u>	<u>Claims Paid</u>	<u>Amount Paid</u>	Payments in County  <ul style="list-style-type: none"> Resident Loss Both
		Resident of County	12	\$166,900.00	
		Resident and Loss in County	37	\$1,061,300.00	
		Claim Loss in County	4	\$47,300.00	
Totals:	53	\$1,275,500.00			
Lee (Mississippi)	13	<u>Claimant Type</u>	<u>Claims Paid</u>	<u>Amount Paid</u>	Payments in County  <ul style="list-style-type: none"> Resident
		Resident of County	5	\$55,800.00	
		Totals:	5	\$55,800.00	
Leflore (Mississippi)	2	<u>Claimant Type</u>	<u>Claims Paid</u>	<u>Amount Paid</u>	Payments in County  <ul style="list-style-type: none"> Resident
		Resident of County	1	\$7,800.00	
		Totals:	1	\$7,800.00	

GCCF Program Statistics - Overall Summary

(as of October 7, 2010 5:05 PM ET)






County	Total Claims	Claimant Type	Claims Paid	Amount Paid	Payments in County
Leon (Florida)	223	<u>Claimant Type</u>	<u>Claims Paid</u>	<u>Amount Paid</u>	Payments in County  <ul style="list-style-type: none"> ■ Resident ■ Loss ■ Both
		Resident of County	68	\$1,099,500.00	
		Resident and Loss in County	5	\$51,900.00	
		Claim Loss in County	4	\$50,300.00	
Totals:			77	\$1,201,700.00	
Levy (Florida)	125	<u>Claimant Type</u>	<u>Claims Paid</u>	<u>Amount Paid</u>	Payments in County  <ul style="list-style-type: none"> ■ Resident ■ Loss ■ Both
		Resident of County	10	\$232,900.00	
		Resident and Loss in County	59	\$1,390,900.00	
		Claim Loss in County	6	\$222,500.00	
Totals:			75	\$1,846,300.00	
Liberty (Florida)	40	<u>Claimant Type</u>	<u>Claims Paid</u>	<u>Amount Paid</u>	Payments in County  <ul style="list-style-type: none"> ■ Resident ■ Both
		Resident of County	12	\$117,300.00	
		Resident and Loss in County	4	\$29,800.00	
		Totals:			
Liberty (Texas)	8	<u>Claimant Type</u>	<u>Claims Paid</u>	<u>Amount Paid</u>	Payments in County  <ul style="list-style-type: none"> ■ Resident ■ Both
		Resident of County	1	\$21,500.00	
		Resident and Loss in County	1	\$75,000.00	
		Totals:			
Limestone (Alabama)	36	<u>Claimant Type</u>	<u>Claims Paid</u>	<u>Amount Paid</u>	Payments in County  <ul style="list-style-type: none"> ■ Resident
		Resident of County	24	\$303,400.00	
		Totals:			

GCCF Program Statistics - Overall Summary (as of October 7, 2010 5:05 PM ET)

County	Total Claims	Claimant Type	Claims Paid	Amount Paid	Payments in County
Lincoln (Louisiana)	8	<u>Claimant Type</u>	<u>Claims Paid</u>	<u>Amount Paid</u>	Payments in County  <ul style="list-style-type: none"> Resident
		Resident of County	4	\$133,100.00	
		Totals:	4	\$133,100.00	
		Lincoln (Mississippi)	17	<u>Claimant Type</u>	
Resident of County	4			\$12,400.00	
Resident and Loss in County	1			\$22,200.00	
Claim Loss in County	1			\$5,700.00	
Totals:	6	\$40,300.00			
Livingston (Louisiana)	158	<u>Claimant Type</u>	<u>Claims Paid</u>	<u>Amount Paid</u>	Payments in County  <ul style="list-style-type: none"> Resident Loss Both
		Resident of County	40	\$885,400.00	
		Resident and Loss in County	18	\$564,200.00	
		Claim Loss in County	3	\$63,000.00	
Totals:	61	\$1,512,600.00			
Lowndes (Mississippi)	23	<u>Claimant Type</u>	<u>Claims Paid</u>	<u>Amount Paid</u>	Payments in County  <ul style="list-style-type: none"> Resident Both
		Resident of County	10	\$102,500.00	
		Resident and Loss in County	1	\$2,400.00	
		Totals:	11	\$104,900.00	
Lubbock (Texas)	2	<u>Claimant Type</u>	<u>Claims Paid</u>	<u>Amount Paid</u>	Payments in County  <ul style="list-style-type: none"> Resident
		Resident of County	1	\$2,400.00	
		Totals:	1	\$2,400.00	

GCCF Program Statistics - Overall Summary

(as of October 7, 2010 5:05 PM ET)

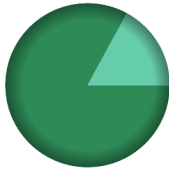

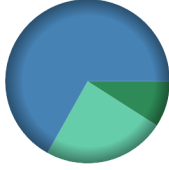

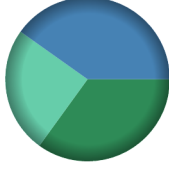
County	Total Claims	Claimant Type	Claims Paid	Amount Paid	Payments in County
Macon (Alabama)	3	<u>Claimant Type</u>	<u>Claims Paid</u>	<u>Amount Paid</u>	Payments in County  <ul style="list-style-type: none"> Resident
		Resident of County	1	\$1,000.00	
		Totals:	1	\$1,000.00	
Madison (Alabama)	174	<u>Claimant Type</u>	<u>Claims Paid</u>	<u>Amount Paid</u>	Payments in County  <ul style="list-style-type: none"> Resident Loss Both
		Resident of County	113	\$1,351,500.00	
		Resident and Loss in County	1	\$48,000.00	
		Claim Loss in County	1	\$3,000.00	
		Totals:	115	\$1,402,500.00	
Madison (Florida)	7	<u>Claimant Type</u>	<u>Claims Paid</u>	<u>Amount Paid</u>	Payments in County  <ul style="list-style-type: none"> Resident Loss
		Resident of County	2	\$31,300.00	
		Claim Loss in County	1	\$1,200.00	
		Totals:	3	\$32,500.00	
Madison (Louisiana)	1	<u>Claimant Type</u>	<u>Claims Paid</u>	<u>Amount Paid</u>	Payments in County  <ul style="list-style-type: none"> Resident
		Resident of County	1	\$16,200.00	
		Totals:	1	\$16,200.00	
Madison (Mississippi)	57	<u>Claimant Type</u>	<u>Claims Paid</u>	<u>Amount Paid</u>	Payments in County  <ul style="list-style-type: none"> Resident Both
		Resident of County	24	\$234,200.00	
		Resident and Loss in County	3	\$50,000.00	
		Totals:	27	\$284,200.00	

GCCF Program Statistics - Overall Summary (as of October 7, 2010 5:05 PM ET)



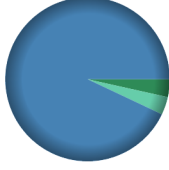

County	Total Claims	Claimant Type	Claims Paid	Amount Paid	Payments in County
Manatee (Florida)	163	<u>Claimant Type</u>	<u>Claims Paid</u>	<u>Amount Paid</u>	Payments in County
		Resident of County	13	\$379,500.00	
		Resident and Loss in County	27	\$896,400.00	
		Claim Loss in County	7	\$243,800.00	
Totals:	47	\$1,519,700.00			
Marengo (Alabama)	15	<u>Claimant Type</u>	<u>Claims Paid</u>	<u>Amount Paid</u>	Payments in County
		Resident of County	11	\$71,100.00	
		Totals:	11	\$71,100.00	
Marion (Alabama)	4	<u>Claimant Type</u>	<u>Claims Paid</u>	<u>Amount Paid</u>	Payments in County
		Resident of County	1	\$1,200.00	
		Totals:	1	\$1,200.00	
Marion (Florida)	32	<u>Claimant Type</u>	<u>Claims Paid</u>	<u>Amount Paid</u>	Payments in County
		Resident of County	8	\$104,400.00	
		Resident and Loss in County	1	\$35,400.00	
		Claim Loss in County	1	\$26,000.00	
Totals:	10	\$165,800.00			
Marion (Mississippi)	150	<u>Claimant Type</u>	<u>Claims Paid</u>	<u>Amount Paid</u>	Payments in County
		Resident of County	5	\$125,600.00	
		Resident and Loss in County	5	\$106,500.00	
		Claim Loss in County	1	\$18,000.00	
Totals:	11	\$250,100.00			

GCCF Program Statistics - Overall Summary

(as of October 7, 2010 5:05 PM ET)

County	Total Claims	Claimant Type	Claims Paid	Amount Paid	Payments in County
Marshall (Alabama)	44	<u>Claimant Type</u>	<u>Claims Paid</u>	<u>Amount Paid</u>	Payments in County  <ul style="list-style-type: none"> ■ Resident ■ Both
		Resident of County	19	\$181,000.00	
		Resident and Loss in County	1	\$37,200.00	
		Totals:	20	\$218,200.00	
Martin (Florida)	17	<u>Claimant Type</u>	<u>Claims Paid</u>	<u>Amount Paid</u>	Payments in County  <ul style="list-style-type: none"> ■ Resident ■ Both
		Resident of County	1	\$2,200.00	
		Resident and Loss in County	5	\$109,500.00	
		Totals:	6	\$111,700.00	
Matagorda (Texas)	121	<u>Claimant Type</u>	<u>Claims Paid</u>	<u>Amount Paid</u>	Payments in County  <ul style="list-style-type: none"> ■ Resident ■ Loss ■ Both
		Resident of County	11	\$291,900.00	
		Resident and Loss in County	52	\$2,151,800.00	
		Claim Loss in County	11	\$773,100.00	
Totals:	74	\$3,216,800.00			
McLennan (Texas)	11	<u>Claimant Type</u>	<u>Claims Paid</u>	<u>Amount Paid</u>	Payments in County  <ul style="list-style-type: none"> ■ Resident
		Resident of County	4	\$77,300.00	
		Totals:	4	\$77,300.00	
Miami-dade (Florida)	185	<u>Claimant Type</u>	<u>Claims Paid</u>	<u>Amount Paid</u>	Payments in County  <ul style="list-style-type: none"> ■ Resident ■ Loss ■ Both
		Resident of County	15	\$284,900.00	
		Resident and Loss in County	7	\$327,200.00	
		Claim Loss in County	8	\$202,700.00	
Totals:	30	\$814,800.00			

GCCF Program Statistics - Overall Summary (as of October 7, 2010 5:05 PM ET)

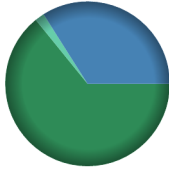




County	Total Claims	Claimant Type	Claims Paid	Amount Paid	Payments in County
Milam (Texas)	1	<u>Claimant Type</u>	<u>Claims Paid</u>	<u>Amount Paid</u>	Payments in County  <ul style="list-style-type: none"> Resident
		Resident of County	1	\$5,800.00	
		Totals:	1	\$5,800.00	
		Mobile (Alabama)	8,742	<u>Claimant Type</u>	
Resident of County	529			\$7,944,765.00	
Resident and Loss in County	3,306			\$62,790,800.00	
Claim Loss in County	347			\$7,173,500.00	
Totals:	4,182	\$77,909,065.00			
Monroe (Alabama)	66	<u>Claimant Type</u>	<u>Claims Paid</u>	<u>Amount Paid</u>	Payments in County  <ul style="list-style-type: none"> Resident Both
		Resident of County	30	\$519,000.00	
		Resident and Loss in County	10	\$135,400.00	
		Totals:	40	\$654,400.00	
Monroe (Florida)	840	<u>Claimant Type</u>	<u>Claims Paid</u>	<u>Amount Paid</u>	Payments in County  <ul style="list-style-type: none"> Resident Loss Both
		Resident of County	9	\$229,500.00	
		Resident and Loss in County	197	\$6,103,500.00	
		Claim Loss in County	10	\$232,300.00	
Totals:	216	\$6,565,300.00			
Monroe (Mississippi)	10	<u>Claimant Type</u>	<u>Claims Paid</u>	<u>Amount Paid</u>	Payments in County  <ul style="list-style-type: none"> Resident
		Resident of County	7	\$86,700.00	
		Totals:	7	\$86,700.00	

GCCF Program Statistics - Overall Summary

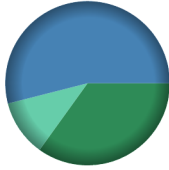
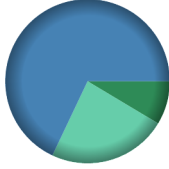


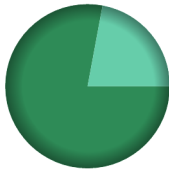
(as of October 7, 2010 5:05 PM ET)

County	Total Claims	Claimant Type	Claims Paid	Amount Paid	Payments in County
Montgomery (Alabama)	145	<u>Claimant Type</u>	<u>Claims Paid</u>	<u>Amount Paid</u>	Payments in County
		Resident of County	66	\$676,900.00	
		Resident and Loss in County	3	\$241,700.00	
		Totals:	69	\$918,600.00	
Montgomery (Mississippi)	1	<u>Claimant Type</u>	<u>Claims Paid</u>	<u>Amount Paid</u>	Payments in County
		Resident of County	1	\$20,000.00	
		Totals:	1	\$20,000.00	
		Montgomery (Texas)	65	<u>Claimant Type</u>	
Resident of County	16			\$299,700.00	
Resident and Loss in County	2			\$70,700.00	
Totals:	18			\$370,400.00	
Morgan (Alabama)	66	<u>Claimant Type</u>	<u>Claims Paid</u>	<u>Amount Paid</u>	Payments in County
		Resident of County	38	\$388,600.00	
		Totals:	38	\$388,600.00	
		Nacogdoches (Texas)	12	<u>Claimant Type</u>	
Resident of County	1			\$41,600.00	
Claim Loss in County	4			\$250,400.00	
Totals:	5			\$292,000.00	

GCCF Program Statistics - Overall Summary (as of October 7, 2010 5:05 PM ET)

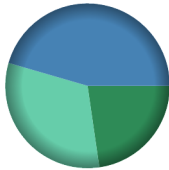
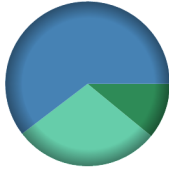


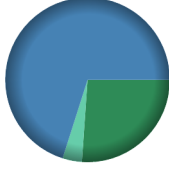
County	Total Claims	Claimant Type	Claims Paid	Amount Paid	Payments in County
Nassau (Florida)	8	<u>Claimant Type</u>	<u>Claims Paid</u>	<u>Amount Paid</u>	Payments in County  <ul style="list-style-type: none"> ■ Resident ■ Loss ■ Both
		Resident of County	2	\$58,700.00	
		Resident and Loss in County	2	\$31,100.00	
		Claim Loss in County	1	\$1,700.00	
Totals:	5	\$91,500.00			
Natchitoches (Louisiana)	8	<u>Claimant Type</u>	<u>Claims Paid</u>	<u>Amount Paid</u>	Payments in County  <ul style="list-style-type: none"> ■ Resident ■ Both
		Resident of County	3	\$61,000.00	
		Resident and Loss in County	2	\$48,400.00	
		Totals:	5	\$109,400.00	
Neshoba (Mississippi)	10	<u>Claimant Type</u>	<u>Claims Paid</u>	<u>Amount Paid</u>	Payments in County  <ul style="list-style-type: none"> ■ Resident ■ Loss
		Resident of County	1	\$138,900.00	
		Claim Loss in County	1	\$6,000.00	
		Totals:	2	\$144,900.00	
Newton (Mississippi)	7	<u>Claimant Type</u>	<u>Claims Paid</u>	<u>Amount Paid</u>	Payments in County  <ul style="list-style-type: none"> ■ Resident
		Resident of County	2	\$80,000.00	
		Totals:	2	\$80,000.00	
Noxubee (Mississippi)	3	<u>Claimant Type</u>	<u>Claims Paid</u>	<u>Amount Paid</u>	Payments in County  <ul style="list-style-type: none"> ■ Resident
		Resident of County	1	\$8,800.00	
		Totals:	1	\$8,800.00	

GCCF Program Statistics - Overall Summary (as of October 7, 2010 5:05 PM ET)

County	Total Claims	Claimant Type	Claims Paid	Amount Paid	Payments in County
Nueces (Texas)	30	<u>Claimant Type</u>	<u>Claims Paid</u>	<u>Amount Paid</u>	Payments in County  <ul style="list-style-type: none"> ■ Resident ■ Loss ■ Both
		Resident of County	3	\$47,800.00	
		Resident and Loss in County	3	\$73,900.00	
		Claim Loss in County	1	\$15,200.00	
Totals:	7	\$136,900.00			
Okaloosa (Florida)	10,341	<u>Claimant Type</u>	<u>Claims Paid</u>	<u>Amount Paid</u>	Payments in County  <ul style="list-style-type: none"> ■ Resident ■ Loss ■ Both
		Resident of County	659	\$9,375,700.00	
		Resident and Loss in County	3,862	\$74,148,900.00	
		Claim Loss in County	1,989	\$25,563,700.00	
Totals:	6,510	\$109,088,300.00			
Okeechobee (Florida)	5	<u>Claimant Type</u>	<u>Claims Paid</u>	<u>Amount Paid</u>	Payments in County  <ul style="list-style-type: none"> ■ Loss
		Claim Loss in County	1	\$5,000.00	
Totals:	1	\$5,000.00			
Oktibbeha (Mississippi)	12	<u>Claimant Type</u>	<u>Claims Paid</u>	<u>Amount Paid</u>	Payments in County  <ul style="list-style-type: none"> ■ Resident
		Resident of County	8	\$64,000.00	
Totals:	8	\$64,000.00			
Orange (Florida)	125	<u>Claimant Type</u>	<u>Claims Paid</u>	<u>Amount Paid</u>	Payments in County  <ul style="list-style-type: none"> ■ Resident ■ Both
		Resident of County	36	\$652,700.00	
		Resident and Loss in County	6	\$185,000.00	
		Totals:	42	\$837,700.00	



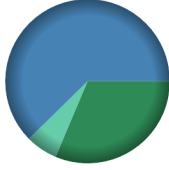
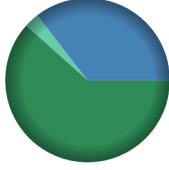

GCCF Program Statistics - Overall Summary

(as of October 7, 2010 5:05 PM ET)




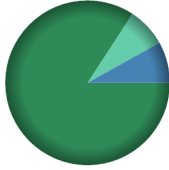
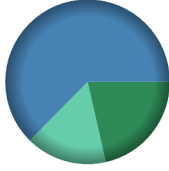
County	Total Claims	Claimant Type	Claims Paid	Amount Paid	Payments in County
Orange (Texas)	48	<u>Claimant Type</u>	<u>Claims Paid</u>	<u>Amount Paid</u>	Payments in County  <ul style="list-style-type: none"> ■ Resident ■ Loss ■ Both
		Resident of County	10	\$155,500.00	
		Resident and Loss in County	9	\$311,600.00	
		Claim Loss in County	12	\$217,600.00	
Totals:	31	\$684,700.00			
Orleans (Louisiana)	17,566	<u>Claimant Type</u>	<u>Claims Paid</u>	<u>Amount Paid</u>	Payments in County  <ul style="list-style-type: none"> ■ Resident ■ Loss ■ Both
		Resident of County	545	\$8,830,300.00	
		Resident and Loss in County	2,995	\$48,745,500.00	
		Claim Loss in County	1,413	\$23,188,400.00	
Totals:	4,953	\$80,764,200.00			
Osceola (Florida)	7	<u>Claimant Type</u>	<u>Claims Paid</u>	<u>Amount Paid</u>	Payments in County  <ul style="list-style-type: none"> ■ Resident
		Resident of County	2	\$15,400.00	
Totals:	2	\$15,400.00			
Ouachita (Louisiana)	52	<u>Claimant Type</u>	<u>Claims Paid</u>	<u>Amount Paid</u>	Payments in County  <ul style="list-style-type: none"> ■ Resident ■ Both
		Resident of County	20	\$186,600.00	
		Resident and Loss in County	4	\$87,600.00	
		Totals:	24	\$274,200.00	
Palm Beach (Florida)	101	<u>Claimant Type</u>	<u>Claims Paid</u>	<u>Amount Paid</u>	Payments in County  <ul style="list-style-type: none"> ■ Resident ■ Loss ■ Both
		Resident of County	9	\$166,600.00	
		Resident and Loss in County	8	\$447,500.00	
		Claim Loss in County	3	\$24,300.00	
Totals:	20	\$638,400.00			

GCCF Program Statistics - Overall Summary

(as of October 7, 2010 5:05 PM ET)

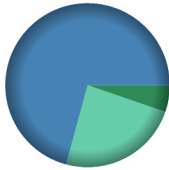

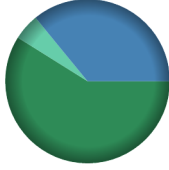


County	Count	Claimant Type	Claims Paid	Amount Paid	Payments in County
Panola (Mississippi)	3	<u>Claimant Type</u>	<u>Claims Paid</u>	<u>Amount Paid</u>	Payments in County  <ul style="list-style-type: none"> Resident
		Resident of County	2	\$14,700.00	
		Totals:	2	\$14,700.00	
Parker (Texas)	3	<u>Claimant Type</u>	<u>Claims Paid</u>	<u>Amount Paid</u>	Payments in County  <ul style="list-style-type: none"> Resident
		Resident of County	1	\$5,800.00	
		Totals:	1	\$5,800.00	
Pasco (Florida)	278	<u>Claimant Type</u>	<u>Claims Paid</u>	<u>Amount Paid</u>	Payments in County  <ul style="list-style-type: none"> Resident Loss Both
		Resident of County	48	\$815,400.00	
		Resident and Loss in County	66	\$1,622,000.00	
		Claim Loss in County	9	\$163,400.00	
		Totals:	123	\$2,600,800.00	
Pearl River (Mississippi)	249	<u>Claimant Type</u>	<u>Claims Paid</u>	<u>Amount Paid</u>	Payments in County  <ul style="list-style-type: none"> Resident Loss Both
		Resident of County	59	\$926,200.00	
		Resident and Loss in County	14	\$532,900.00	
		Claim Loss in County	1	\$44,000.00	
		Totals:	74	\$1,503,100.00	
Perry (Alabama)	3	<u>Claimant Type</u>	<u>Claims Paid</u>	<u>Amount Paid</u>	Payments in County  <ul style="list-style-type: none"> Loss
		Claim Loss in County	1	\$35,000.00	
		Totals:	1	\$35,000.00	

GCCF Program Statistics - Overall Summary (as of October 7, 2010 5:05 PM ET)

County	Total Claims	Claimant Type	Claims Paid	Amount Paid	Payments in County
Perry (Mississippi)	29	<u>Claimant Type</u>	<u>Claims Paid</u>	<u>Amount Paid</u>	Payments in County  <ul style="list-style-type: none"> ■ Resident ■ Both
		Resident of County	2	\$71,600.00	
		Resident and Loss in County	3	\$44,200.00	
		Totals:	5	\$115,800.00	
Pickens (Alabama)	10	<u>Claimant Type</u>	<u>Claims Paid</u>	<u>Amount Paid</u>	Payments in County  <ul style="list-style-type: none"> ■ Resident
		Resident of County	4	\$29,000.00	
		Totals:	4	\$29,000.00	
Pike (Alabama)	15	<u>Claimant Type</u>	<u>Claims Paid</u>	<u>Amount Paid</u>	Payments in County  <ul style="list-style-type: none"> ■ Resident
		Resident of County	4	\$28,000.00	
		Totals:	4	\$28,000.00	
Pike (Mississippi)	53	<u>Claimant Type</u>	<u>Claims Paid</u>	<u>Amount Paid</u>	Payments in County  <ul style="list-style-type: none"> ■ Resident ■ Loss ■ Both
		Resident of County	11	\$131,200.00	
		Resident and Loss in County	1	\$12,600.00	
		Claim Loss in County	1	\$12,000.00	
		Totals:	13	\$155,800.00	
Pinellas (Florida)	1,193	<u>Claimant Type</u>	<u>Claims Paid</u>	<u>Amount Paid</u>	Payments in County  <ul style="list-style-type: none"> ■ Resident ■ Loss ■ Both
		Resident of County	35	\$1,271,400.00	
		Resident and Loss in County	154	\$3,709,700.00	
		Claim Loss in County	48	\$944,100.00	
		Totals:	237	\$5,925,200.00	






GCCF Program Statistics - Overall Summary

(as of October 7, 2010 5:05 PM ET)

County	Total Claims	Claimant Type	Claims Paid	Amount Paid	Payments in County
Plaquemines (Louisiana)	2,721	<u>Claimant Type</u>	<u>Claims Paid</u>	<u>Amount Paid</u>	Payments in County  <ul style="list-style-type: none"> ■ Resident ■ Loss ■ Both
		Resident of County	88	\$3,226,600.00	
		Resident and Loss in County	985	\$43,187,700.00	
		Claim Loss in County	498	\$14,584,100.00	
Totals:	1,571	\$60,998,400.00			
Pointe Coupee (Louisiana)	22	<u>Claimant Type</u>	<u>Claims Paid</u>	<u>Amount Paid</u>	Payments in County  <ul style="list-style-type: none"> ■ Resident ■ Both
		Resident of County	4	\$52,400.00	
		Resident and Loss in County	2	\$37,000.00	
		Totals:	6	\$89,400.00	
Polk (Florida)	38	<u>Claimant Type</u>	<u>Claims Paid</u>	<u>Amount Paid</u>	Payments in County  <ul style="list-style-type: none"> ■ Resident ■ Loss ■ Both
		Resident of County	8	\$104,700.00	
		Resident and Loss in County	5	\$63,800.00	
		Claim Loss in County	1	\$9,200.00	
Totals:	14	\$177,700.00			
Polk (Texas)	4	<u>Claimant Type</u>	<u>Claims Paid</u>	<u>Amount Paid</u>	Payments in County  <ul style="list-style-type: none"> ■ Resident
		Resident of County	1	\$80,700.00	
		Totals:	1	\$80,700.00	
Putnam (Florida)	4	<u>Claimant Type</u>	<u>Claims Paid</u>	<u>Amount Paid</u>	Payments in County  <ul style="list-style-type: none"> ■ Both
		Resident and Loss in County	2	\$51,500.00	
		Totals:	2	\$51,500.00	

GCCF Program Statistics - Overall Summary

(as of October 7, 2010 5:05 PM ET)

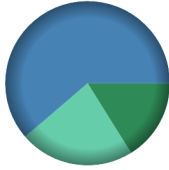
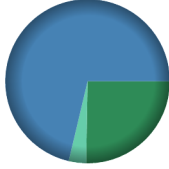



County	Total Claims	Claimant Type	Claims Paid	Amount Paid	Payments in County
Randolph (Alabama)	7	<u>Claimant Type</u>	<u>Claims Paid</u>	<u>Amount Paid</u>	Payments in County  <ul style="list-style-type: none"> Resident
		Resident of County	4	\$50,300.00	
		Totals:	4	\$50,300.00	
Rankin (Mississippi)	45	<u>Claimant Type</u>	<u>Claims Paid</u>	<u>Amount Paid</u>	Payments in County  <ul style="list-style-type: none"> Resident
		Resident of County	22	\$398,200.00	
		Totals:	22	\$398,200.00	
Rapides (Louisiana)	78	<u>Claimant Type</u>	<u>Claims Paid</u>	<u>Amount Paid</u>	Payments in County  <ul style="list-style-type: none"> Resident Both
		Resident of County	16	\$302,100.00	
		Resident and Loss in County	5	\$305,100.00	
		Totals:	21	\$607,200.00	
Richland (Louisiana)	4	<u>Claimant Type</u>	<u>Claims Paid</u>	<u>Amount Paid</u>	Payments in County  <ul style="list-style-type: none"> Resident
		Resident of County	3	\$29,000.00	
		Totals:	3	\$29,000.00	
Rockwall (Texas)	5	<u>Claimant Type</u>	<u>Claims Paid</u>	<u>Amount Paid</u>	Payments in County  <ul style="list-style-type: none"> Resident
		Resident of County	3	\$13,000.00	
		Totals:	3	\$13,000.00	

GCCF Program Statistics - Overall Summary

(as of October 7, 2010 5:05 PM ET)

County	Total Claims	Claimant Type	Claims Paid	Amount Paid	Payments in County
Russell (Alabama)	9				 Resident
		Resident of County	2	\$21,100.00	
		Totals:	2	\$21,100.00	
Sabine (Louisiana)	7				 Resident
		Resident of County	1	\$16,800.00	
		Totals:	1	\$16,800.00	
Sabine (Texas)	1				 Resident
		Resident of County	1	\$40,000.00	
		Totals:	1	\$40,000.00	
San Jacinto (Texas)	4				 Resident Loss
		Resident of County	1	\$35,000.00	
		Claim Loss in County	1	\$22,500.00	
Totals:	2	\$57,500.00			
San Patricio (Texas)	19				 Both
		Resident and Loss in County	3	\$115,300.00	
		Totals:	3	\$115,300.00	

GCCF Program Statistics - Overall Summary (as of October 7, 2010 5:05 PM ET)

County	Total Claims	Claimant Type	Claims Paid	Amount Paid	Payments in County
Santa Rosa (Florida)	3,744	<u>Claimant Type</u>	<u>Claims Paid</u>	<u>Amount Paid</u>	Payments in County  <ul style="list-style-type: none"> ■ Resident ■ Loss ■ Both
		Resident of County	486	\$6,209,400.00	
		Resident and Loss in County	1,053	\$23,598,400.00	
		Claim Loss in County	783	\$8,687,400.00	
Totals:	2,322	\$38,495,200.00			
Sarasota (Florida)	165	<u>Claimant Type</u>	<u>Claims Paid</u>	<u>Amount Paid</u>	Payments in County  <ul style="list-style-type: none"> ■ Resident ■ Loss ■ Both
		Resident of County	6	\$59,900.00	
		Resident and Loss in County	6	\$169,000.00	
		Claim Loss in County	1	\$8,100.00	
Totals:	13	\$237,000.00			
Scott (Mississippi)	21	<u>Claimant Type</u>	<u>Claims Paid</u>	<u>Amount Paid</u>	Payments in County  <ul style="list-style-type: none"> ■ Resident
		Resident of County	5	\$53,300.00	
Totals:	5	\$53,300.00			
Seminole (Florida)	35	<u>Claimant Type</u>	<u>Claims Paid</u>	<u>Amount Paid</u>	Payments in County  <ul style="list-style-type: none"> ■ Resident
		Resident of County	9	\$74,500.00	
Totals:	9	\$74,500.00			
Sharkey (Mississippi)	1	<u>Claimant Type</u>	<u>Claims Paid</u>	<u>Amount Paid</u>	Payments in County  <ul style="list-style-type: none"> ■ Resident
		Resident of County	1	\$4,800.00	
Totals:	1	\$4,800.00			

GCCF Program Statistics - Overall Summary (as of October 7, 2010 5:05 PM ET)

County	Total Claims	Claimant Type	Claims Paid	Amount Paid	Payments in County
Shelby (Alabama)	167	<u>Claimant Type</u>	<u>Claims Paid</u>	<u>Amount Paid</u>	<p>Payments in County</p> <ul style="list-style-type: none"> Resident Loss Both
		Resident of County	100	\$950,800.00	
		Resident and Loss in County	2	\$23,500.00	
		Claim Loss in County	1	\$28,800.00	
Totals:	103	\$1,003,100.00			
Simpson (Mississippi)	27	<u>Claimant Type</u>	<u>Claims Paid</u>	<u>Amount Paid</u>	<p>Payments in County</p> <ul style="list-style-type: none"> Resident
		Resident of County	2	\$36,200.00	
		Totals:	2	\$36,200.00	
Smith (Texas)	4	<u>Claimant Type</u>	<u>Claims Paid</u>	<u>Amount Paid</u>	<p>Payments in County</p> <ul style="list-style-type: none"> Resident
		Resident of County	1	\$35,200.00	
		Totals:	1	\$35,200.00	
St. Bernard (Louisiana)	1,692	<u>Claimant Type</u>	<u>Claims Paid</u>	<u>Amount Paid</u>	<p>Payments in County</p> <ul style="list-style-type: none"> Resident Loss Both
		Resident of County	167	\$2,882,700.00	
		Resident and Loss in County	553	\$18,046,100.00	
		Claim Loss in County	134	\$4,121,400.00	
Totals:	854	\$25,050,200.00			
St. Charles (Louisiana)	782	<u>Claimant Type</u>	<u>Claims Paid</u>	<u>Amount Paid</u>	<p>Payments in County</p> <ul style="list-style-type: none"> Resident Loss Both
		Resident of County	85	\$1,353,900.00	
		Resident and Loss in County	155	\$4,309,900.00	
		Claim Loss in County	60	\$1,092,500.00	
Totals:	300	\$6,756,300.00			

GCCF Program Statistics - Overall Summary

(as of October 7, 2010 5:05 PM ET)

County	Total Claims	Claimant Type	Claims Paid	Amount Paid	Payments in County
St. Clair (Alabama)	35				<p>Resident</p>
		Resident of County	23	\$296,800.00	
		Totals:	23	\$296,800.00	
St. Helena (Louisiana)	14				<p>Resident Loss</p>
		Resident of County	3	\$50,500.00	
		Claim Loss in County	1	\$25,000.00	
Totals:	4	\$75,500.00			
St. James (Louisiana)	75				<p>Resident Both</p>
		Resident of County	5	\$142,800.00	
		Resident and Loss in County	8	\$154,100.00	
Totals:	13	\$296,900.00			
St. John The Baptist (Louisiana)	487				<p>Resident Loss Both</p>
		Resident of County	37	\$463,600.00	
		Resident and Loss in County	31	\$1,034,100.00	
Claim Loss in County	7	\$142,600.00			
Totals:	75	\$1,640,300.00			
St. Johns (Florida)	24				<p>Resident Both</p>
		Resident of County	6	\$121,200.00	
		Resident and Loss in County	4	\$76,500.00	
Totals:	10	\$197,700.00			

GCCF Program Statistics - Overall Summary (as of October 7, 2010 5:05 PM ET)

County	Total Claims	Claimant Type	Claims Paid	Amount Paid	Payments in County
St. Landry (Louisiana)	94	<u>Claimant Type</u>	<u>Claims Paid</u>	<u>Amount Paid</u>	
		Resident of County	14	\$347,100.00	
		Resident and Loss in County	12	\$408,500.00	
		Claim Loss in County	3	\$115,700.00	
Totals:	29	\$871,300.00			
St. Lucie (Florida)	15	<u>Claimant Type</u>	<u>Claims Paid</u>	<u>Amount Paid</u>	
		Resident of County	3	\$66,500.00	
		Resident and Loss in County	1	\$60,000.00	
		Totals:	4	\$126,500.00	
St. Martin (Louisiana)	341	<u>Claimant Type</u>	<u>Claims Paid</u>	<u>Amount Paid</u>	
		Resident of County	37	\$826,200.00	
		Resident and Loss in County	113	\$2,604,950.00	
		Claim Loss in County	7	\$96,700.00	
Totals:	157	\$3,527,850.00			
St. Mary (Louisiana)	789	<u>Claimant Type</u>	<u>Claims Paid</u>	<u>Amount Paid</u>	
		Resident of County	77	\$1,882,600.00	
		Resident and Loss in County	274	\$6,778,900.00	
		Claim Loss in County	132	\$4,684,500.00	
Totals:	483	\$13,346,000.00			
St. Tammany (Louisiana)	2,083	<u>Claimant Type</u>	<u>Claims Paid</u>	<u>Amount Paid</u>	
		Resident of County	326	\$6,439,400.00	
		Resident and Loss in County	500	\$14,679,900.00	
		Claim Loss in County	120	\$2,704,165.00	
Totals:	946	\$23,823,465.00			



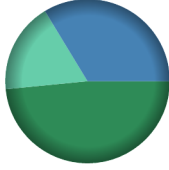
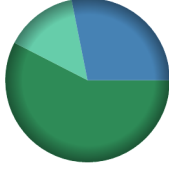
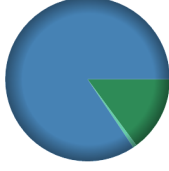
GCCF Program Statistics - Overall Summary

(as of October 7, 2010 5:05 PM ET)

County	Total Claims	Claimant Type	Claims Paid	Amount Paid	Payments in County
Stone (Mississippi)	275	<u>Claimant Type</u>	<u>Claims Paid</u>	<u>Amount Paid</u>	Payments in County <ul style="list-style-type: none"> ■ Resident ■ Loss ■ Both
		Resident of County	46	\$811,000.00	
		Resident and Loss in County	12	\$609,900.00	
		Claim Loss in County	4	\$70,800.00	
Totals:	62	\$1,491,700.00			
Sumter (Alabama)	5	<u>Claimant Type</u>	<u>Claims Paid</u>	<u>Amount Paid</u>	Payments in County <ul style="list-style-type: none"> ■ Resident
		Resident of County	1	\$4,300.00	
		Totals:	1	\$4,300.00	
Sumter (Florida)	8	<u>Claimant Type</u>	<u>Claims Paid</u>	<u>Amount Paid</u>	Payments in County <ul style="list-style-type: none"> ■ Resident
		Resident of County	4	\$63,300.00	
		Totals:	4	\$63,300.00	
Sunflower (Mississippi)	6	<u>Claimant Type</u>	<u>Claims Paid</u>	<u>Amount Paid</u>	Payments in County <ul style="list-style-type: none"> ■ Resident
		Resident of County	2	\$22,600.00	
		Totals:	2	\$22,600.00	
Suwannee (Florida)	3	<u>Claimant Type</u>	<u>Claims Paid</u>	<u>Amount Paid</u>	Payments in County <ul style="list-style-type: none"> ■ Resident
		Resident of County	1	\$3,200.00	
		Totals:	1	\$3,200.00	

GCCF Program Statistics - Overall Summary

(as of October 7, 2010 5:05 PM ET)

County (State)	Total Claims	Claimant Type	Claims Paid	Amount Paid	Payments in County
Talladega (Alabama)	27	<u>Claimant Type</u>	<u>Claims Paid</u>	<u>Amount Paid</u>	Payments in County  <ul style="list-style-type: none"> Resident
		Resident of County	19	\$113,500.00	
		Totals:	19	\$113,500.00	
Tallapoosa (Alabama)	19	<u>Claimant Type</u>	<u>Claims Paid</u>	<u>Amount Paid</u>	Payments in County  <ul style="list-style-type: none"> Resident
		Resident of County	6	\$40,500.00	
		Totals:	6	\$40,500.00	
Tangipahoa (Louisiana)	433	<u>Claimant Type</u>	<u>Claims Paid</u>	<u>Amount Paid</u>	Payments in County  <ul style="list-style-type: none"> Resident Loss Both
		Resident of County	79	\$1,755,400.00	
		Resident and Loss in County	75	\$1,219,600.00	
		Claim Loss in County	20	\$647,700.00	
		Totals:	174	\$3,622,700.00	
Tarrant (Texas)	110	<u>Claimant Type</u>	<u>Claims Paid</u>	<u>Amount Paid</u>	Payments in County  <ul style="list-style-type: none"> Resident Loss Both
		Resident of County	37	\$718,400.00	
		Resident and Loss in County	4	\$351,100.00	
		Claim Loss in County	4	\$178,700.00	
		Totals:	45	\$1,248,200.00	
Taylor (Florida)	48	<u>Claimant Type</u>	<u>Claims Paid</u>	<u>Amount Paid</u>	Payments in County  <ul style="list-style-type: none"> Resident Loss Both
		Resident of County	6	\$99,000.00	
		Resident and Loss in County	23	\$561,200.00	
		Claim Loss in County	1	\$4,800.00	
		Totals:	30	\$665,000.00	


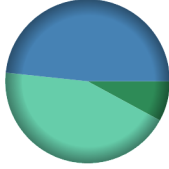


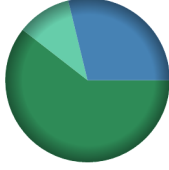
GCCF Program Statistics - Overall Summary (as of October 7, 2010 5:05 PM ET)

County	Total Claims	Claimant Type	Claims Paid	Amount Paid	Payments in County
Terrebonne (Louisiana)	3,301	<u>Claimant Type</u>	<u>Claims Paid</u>	<u>Amount Paid</u>	Payments in County
		Resident of County	130	\$2,972,585.21	
		Resident and Loss in County	1,763	\$44,055,400.00	
		Claim Loss in County	297	\$7,032,200.00	
Totals:	2,190	\$54,060,185.21			
Tishomingo (Mississippi)	1	<u>Claimant Type</u>	<u>Claims Paid</u>	<u>Amount Paid</u>	Payments in County
		Resident of County	1	\$2,100.00	
		Totals:	1	\$2,100.00	
Travis (Texas)	41	<u>Claimant Type</u>	<u>Claims Paid</u>	<u>Amount Paid</u>	Payments in County
		Resident of County	10	\$121,400.00	
		Resident and Loss in County	1	\$15,000.00	
		Totals:	11	\$136,400.00	
Tuscaloosa (Alabama)	136	<u>Claimant Type</u>	<u>Claims Paid</u>	<u>Amount Paid</u>	Payments in County
		Resident of County	81	\$748,500.00	
		Resident and Loss in County	1	\$7,000.00	
		Claim Loss in County	2	\$49,000.00	
Totals:	84	\$804,500.00			
Tyler (Texas)	3	<u>Claimant Type</u>	<u>Claims Paid</u>	<u>Amount Paid</u>	Payments in County
		Resident of County	3	\$28,000.00	
		Totals:	3	\$28,000.00	



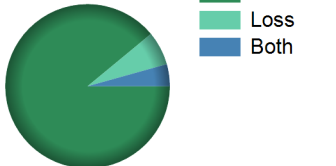
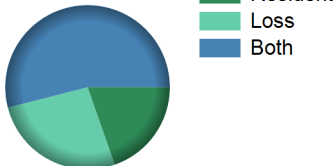
GCCF Program Statistics - Overall Summary (as of October 7, 2010 5:05 PM ET)

Union (Louisiana)	7	<u>Claimant Type</u>	<u>Claims Paid</u>	<u>Amount Paid</u>	Payments in County
		Resident of County	2	\$95,500.00	 ■ Resident ■ Both
		Resident and Loss in County	1	\$40,800.00	
		Totals:	3	\$136,300.00	
Unknown (Alabama)	65	<u>Claimant Type</u>	<u>Claims Paid</u>	<u>Amount Paid</u>	Payments in County
		Resident of County	31	\$1,113,400.00	 ■ Resident
		Totals:	31	\$1,113,400.00	
Unknown (Florida)	59	<u>Claimant Type</u>	<u>Claims Paid</u>	<u>Amount Paid</u>	Payments in County
		Resident of County	25	\$635,600.00	 ■ Resident
		Totals:	25	\$635,600.00	
Unknown (Louisiana)	116	<u>Claimant Type</u>	<u>Claims Paid</u>	<u>Amount Paid</u>	Payments in County
		Resident of County	37	\$840,500.00	 ■ Resident
		Totals:	37	\$840,500.00	
Unknown (Mississippi)	42	<u>Claimant Type</u>	<u>Claims Paid</u>	<u>Amount Paid</u>	Payments in County
		Resident of County	13	\$194,100.00	 ■ Resident
		Totals:	13	\$194,100.00	

GCCF Program Statistics - Overall Summary (as of October 7, 2010 5:05 PM ET)


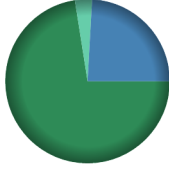
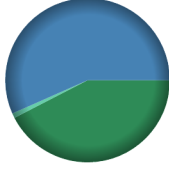

County	Total Claims	Claimant Type	Claims Paid	Amount Paid	Payments in County
Unknown (Texas)	5				 <ul style="list-style-type: none"> Resident
		Resident of County	1	\$1,000.00	
		Totals:	1	\$1,000.00	
Vermilion (Louisiana)	940				 <ul style="list-style-type: none"> Resident Loss Both
		Resident of County	89	\$1,876,800.00	
		Resident and Loss in County	472	\$11,464,300.00	
		Claim Loss in County	152	\$10,384,400.00	
Totals:	713	\$23,725,500.00			
Vernon (Louisiana)	10				 <ul style="list-style-type: none"> Loss
		Claim Loss in County	3	\$133,000.00	
		Totals:	3	\$133,000.00	
Victoria (Texas)	6				 <ul style="list-style-type: none"> Resident
		Resident of County	2	\$26,700.00	
		Totals:	2	\$26,700.00	
Volusia (Florida)	43				 <ul style="list-style-type: none"> Resident Loss Both
		Resident of County	5	\$193,500.00	
		Resident and Loss in County	2	\$92,000.00	
		Claim Loss in County	3	\$34,100.00	
Totals:	10	\$319,600.00			

GCCF Program Statistics - Overall Summary (as of October 7, 2010 5:05 PM ET)

County	Total Claims	Claimant Type	Claims Paid	Amount Paid	Payments in County
W. Baton Rouge (Louisiana)	15	<u>Claimant Type</u>	<u>Claims Paid</u>	<u>Amount Paid</u>	Payments in County 
		Resident and Loss in County	1	\$28,100.00	
		Claim Loss in County	1	\$3,700.00	
		Totals:	2	\$31,800.00	
W. Feliciana (Louisiana)	9	<u>Claimant Type</u>	<u>Claims Paid</u>	<u>Amount Paid</u>	Payments in County 
		Resident of County	1	\$8,000.00	
		Totals:	1	\$8,000.00	
		Wakulla (Florida)	414	<u>Claimant Type</u>	
Resident of County	28			\$798,900.00	
Resident and Loss in County	233			\$4,274,400.00	
Claim Loss in County	22			\$482,200.00	
Totals:	283			\$5,555,500.00	
Walker (Alabama)	25	<u>Claimant Type</u>	<u>Claims Paid</u>	<u>Amount Paid</u>	Payments in County 
		Resident of County	14	\$194,800.00	
		Resident and Loss in County	1	\$9,500.00	
		Claim Loss in County	2	\$14,600.00	
		Totals:	17	\$218,900.00	
Walton (Florida)	5,129	<u>Claimant Type</u>	<u>Claims Paid</u>	<u>Amount Paid</u>	Payments in County 
		Resident of County	485	\$10,927,100.00	
		Resident and Loss in County	1,501	\$30,018,700.00	
		Claim Loss in County	1,251	\$14,652,000.00	
		Totals:	3,237	\$55,597,800.00	





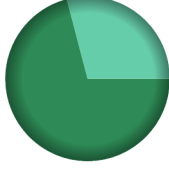
GCCF Program Statistics - Overall Summary

(as of October 7, 2010 5:05 PM ET)

County	Total Claims	Claimant Type	Claims Paid	Amount Paid	Payments in County
Warren (Mississippi)	12	<u>Claimant Type</u>	<u>Claims Paid</u>	<u>Amount Paid</u>	Payments in County  <ul style="list-style-type: none"> Resident
		Resident of County	4	\$32,700.00	
		Totals:	4	\$32,700.00	
		Washington (Alabama)	53	<u>Claimant Type</u>	
Resident of County	11			\$124,000.00	
Resident and Loss in County	1			\$15,000.00	
Claim Loss in County	4			\$108,000.00	
Totals:	16	\$247,000.00			
Washington (Florida)	267	<u>Claimant Type</u>	<u>Claims Paid</u>	<u>Amount Paid</u>	Payments in County  <ul style="list-style-type: none"> Resident Loss Both
		Resident of County	76	\$728,400.00	
		Resident and Loss in County	13	\$242,200.00	
		Claim Loss in County	4	\$33,700.00	
Totals:	93	\$1,004,300.00			
Washington (Louisiana)	85	<u>Claimant Type</u>	<u>Claims Paid</u>	<u>Amount Paid</u>	Payments in County  <ul style="list-style-type: none"> Resident Loss Both
		Resident of County	14	\$405,800.00	
		Resident and Loss in County	11	\$541,800.00	
		Claim Loss in County	1	\$9,000.00	
Totals:	26	\$956,600.00			
Washington (Mississippi)	6	<u>Claimant Type</u>	<u>Claims Paid</u>	<u>Amount Paid</u>	Payments in County  <ul style="list-style-type: none"> Resident
		Resident of County	2	\$2,000.00	
		Totals:	2	\$2,000.00	

GCCF Program Statistics - Overall Summary

(as of October 7, 2010 5:05 PM ET)

County	Total Claims	Claimant Type	Claims Paid	Amount Paid	Payments in County
Wayne (Mississippi)	41	<u>Claimant Type</u>	<u>Claims Paid</u>	<u>Amount Paid</u>	Payments in County  <ul style="list-style-type: none"> ■ Resident ■ Both
		Resident of County	2	\$84,100.00	
		Resident and Loss in County	3	\$57,900.00	
		Totals:	5	\$142,000.00	
Webster (Louisiana)	7	<u>Claimant Type</u>	<u>Claims Paid</u>	<u>Amount Paid</u>	Payments in County  <ul style="list-style-type: none"> ■ Resident
		Resident of County	1	\$91,000.00	
		Totals:	1	\$91,000.00	
Webster (Mississippi)	2	<u>Claimant Type</u>	<u>Claims Paid</u>	<u>Amount Paid</u>	Payments in County  <ul style="list-style-type: none"> ■ Resident
		Resident of County	1	\$3,000.00	
		Totals:	1	\$3,000.00	
Wichita (Texas)	2	<u>Claimant Type</u>	<u>Claims Paid</u>	<u>Amount Paid</u>	Payments in County  <ul style="list-style-type: none"> ■ Resident
		Resident of County	1	\$2,700.00	
		Totals:	1	\$2,700.00	
Wilcox (Alabama)	17	<u>Claimant Type</u>	<u>Claims Paid</u>	<u>Amount Paid</u>	Payments in County  <ul style="list-style-type: none"> ■ Resident ■ Both
		Resident of County	10	\$152,300.00	
		Resident and Loss in County	2	\$62,400.00	
		Totals:	12	\$214,700.00	

GCCF Program Statistics - Overall Summary (as of October 7, 2010 5:05 PM ET)

County	Count	Claimant Type	Claims Paid	Amount Paid	Payments in County
Wilkinson (Mississippi)	1	<u>Claimant Type</u>	<u>Claims Paid</u>	<u>Amount Paid</u>	Payments in County  Resident
		Resident of County	1	\$8,400.00	
		Totals:	1	\$8,400.00	
Williamson (Texas)	10	<u>Claimant Type</u>	<u>Claims Paid</u>	<u>Amount Paid</u>	Payments in County  Resident
		Resident of County	4	\$54,700.00	
		Totals:	4	\$54,700.00	
Winston (Alabama)	11	<u>Claimant Type</u>	<u>Claims Paid</u>	<u>Amount Paid</u>	Payments in County  Resident
		Resident of County	4	\$85,200.00	
		Totals:	4	\$85,200.00	
Winston (Mississippi)	5	<u>Claimant Type</u>	<u>Claims Paid</u>	<u>Amount Paid</u>	Payments in County  Resident
		Resident of County	1	\$7,400.00	
		Totals:	1	\$7,400.00	
Yazoo (Mississippi)	2	<u>Claimant Type</u>	<u>Claims Paid</u>	<u>Amount Paid</u>	Payments in County  Resident
		Resident of County	1	\$3,300.00	
		Totals:	1	\$3,300.00	