

GCCCF Program Statistics - Overall Summary (as of October 06, 2010, 5:05 PM ET)

Claimant Status	No. of Claimants
TOTAL GCCCF Claimants to Date <i>(Claimants may have one or more Claim Type)</i>	117,797
1. Claimants Paid and Approved for Payment	53,737
2. Claimants Requiring Additional Information or Documentation	43,522
3. Claimants Referred to Government, Moratorium and Real Estate funds	1,576
4. Denied Claimants	124
5. Claimants Under Review (Emergency Advance Payment)	15,094
6. Claimants Under Review (for Final Claim only)	3,744

Claimants <i>(Claimants may have one or more Claim Type)</i>	No. of Claimants
1. Individual*	86,454
2. Business*	31,343
<i>*Individual v. Business classification is subject to change.</i>	
<i>Represented Claimants: 3,447</i>	
Total to Date	117,797

Claims by Emergency Or Final Payment	No. of Claims Paid or Approved for Payment	No. of Claims Paid	Amount Paid
1. Emergency Advance Payment (One Month)	7,145	6,788	\$ 58,106,575.88
2. Emergency Advance Payment (Six Months)	46,911	46,257	\$ 991,117,038.83
3. Final Claim*	0	0	\$ -
<i>*Review underway to determine whether claimant intended to file Final Claim.</i>			
Sub-Total to Date	54,056	53,045	\$ 1,049,223,614.71

Separate Fund for Real Estate Brokers and Agents			\$ 34,500,000.00
Total to Date			\$ 1,083,723,614.71

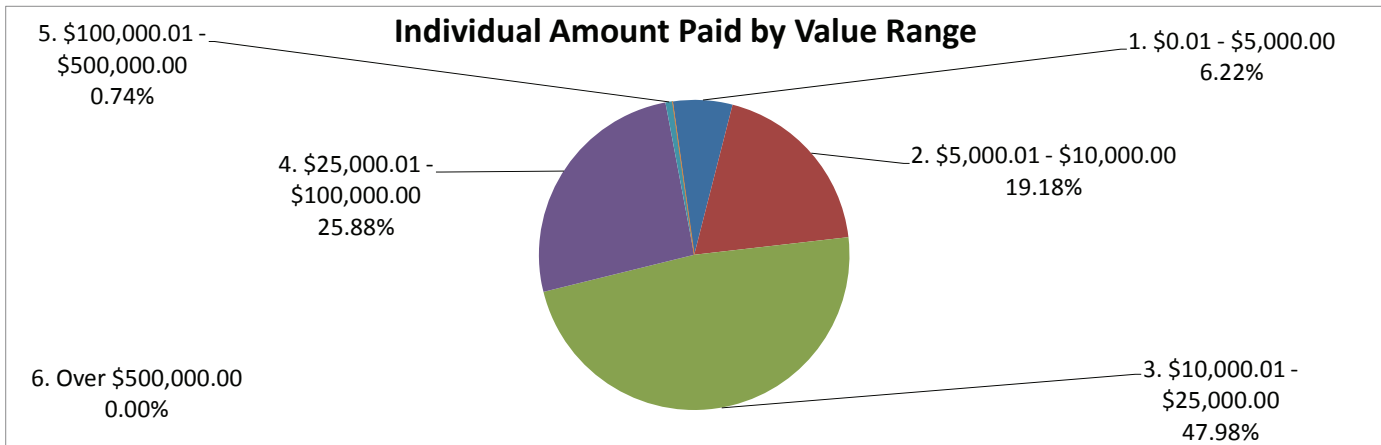
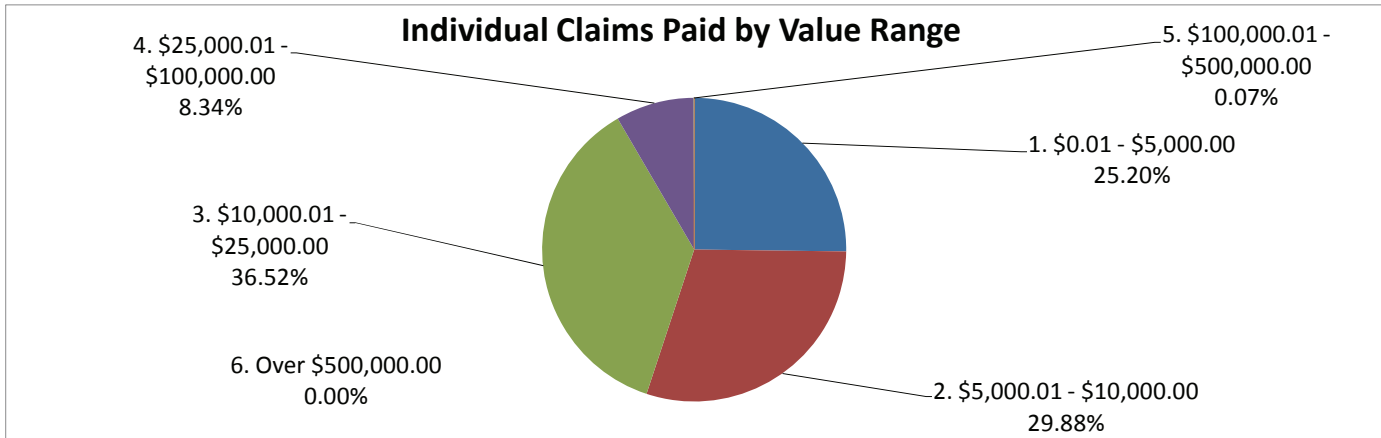
Claims by Category <i>(includes Individual and Business)</i>	No. of Claims Paid	Amount Paid
1. Removal and Clean Up Costs	0	\$ -
2. Real or Personal Property	12	\$ 54,663.38
3. Lost Earnings or Profits	53,024	\$ 1,049,152,014.83
4. Loss of Subsistence Use of Natural Resources	5	\$ 13,000.00
5. Physical Injury / Death	4	\$ 3,936.50
Total to Date	53,045	\$ 1,049,223,614.71

Claims by Type	No. of Claims Paid where Claimant Participated in BP Claims Process	No. of Claims Paid for new Claimants	Total Amount Paid
1. Individual	19,730	12,785	\$ 386,982,538.71
2. Business	17,718	2,812	\$ 662,241,076.00
Total to Date	37,448	15,597	\$ 1,049,223,614.71

GCCF Program Statistics - Overall Summary
(as of October 06, 2010, 5:05 PM ET)

Individual Claims by Amount
(Claimants may have more than one Claim Type)

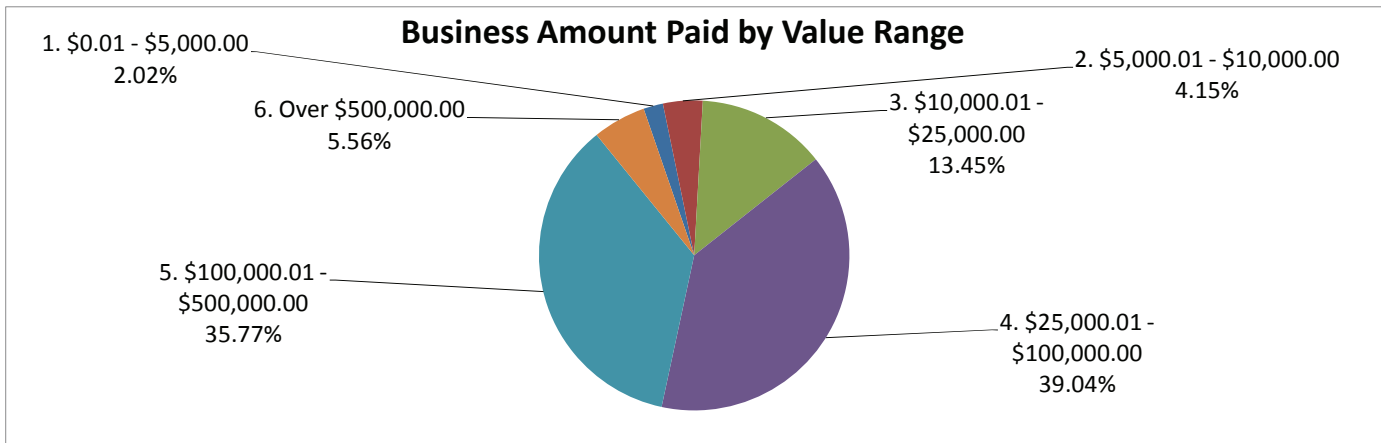
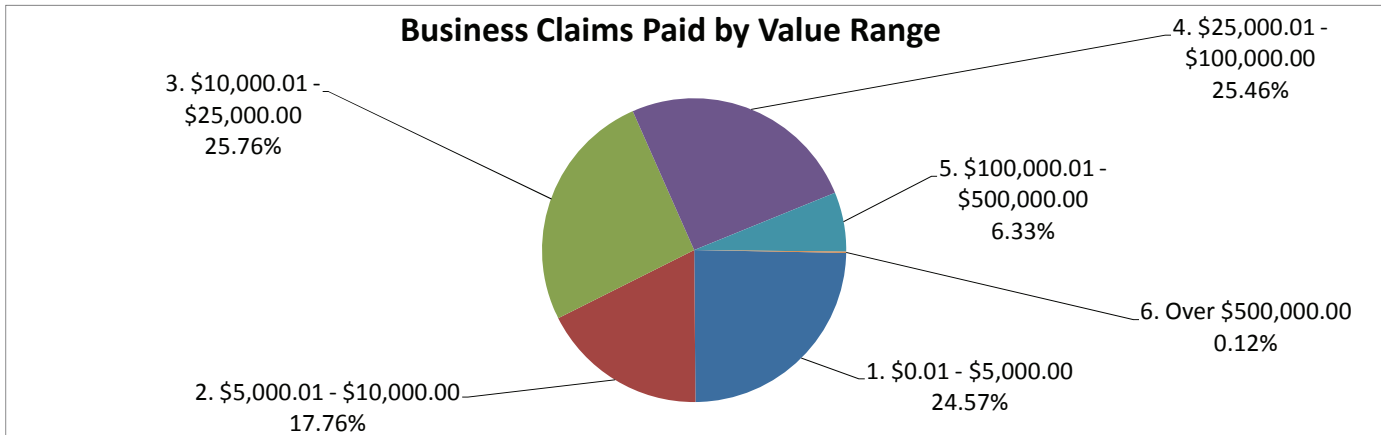
Claims by Amount	No. of Claims Paid	Amount Paid
1. \$0.01 - \$5,000.00	8194	\$ 24,075,610.33
2. \$5,000.01 - \$10,000.00	9715	\$ 74,216,400.00
3. \$10,000.01 - \$25,000.00	11873	\$ 185,688,065.00
4. \$25,000.01 - \$100,000.00	2711	\$ 100,146,063.38
5. \$100,000.01 - \$500,000.00	22	\$ 2,856,400.00
6. Over \$500,000.00	0	\$ -
Total to Date	32,515	\$ 386,982,538.71



GCCF Program Statistics - Overall Summary
(as of October 06, 2010, 5:05 PM ET)

Business Claims by Amount
(Claimants may have more than one Claim Type)

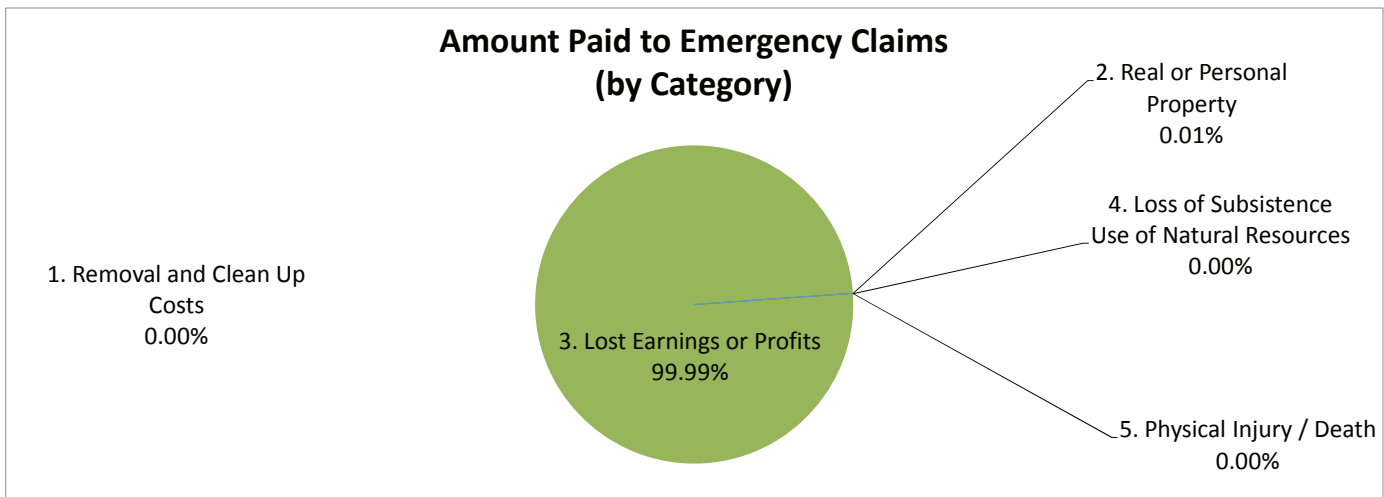
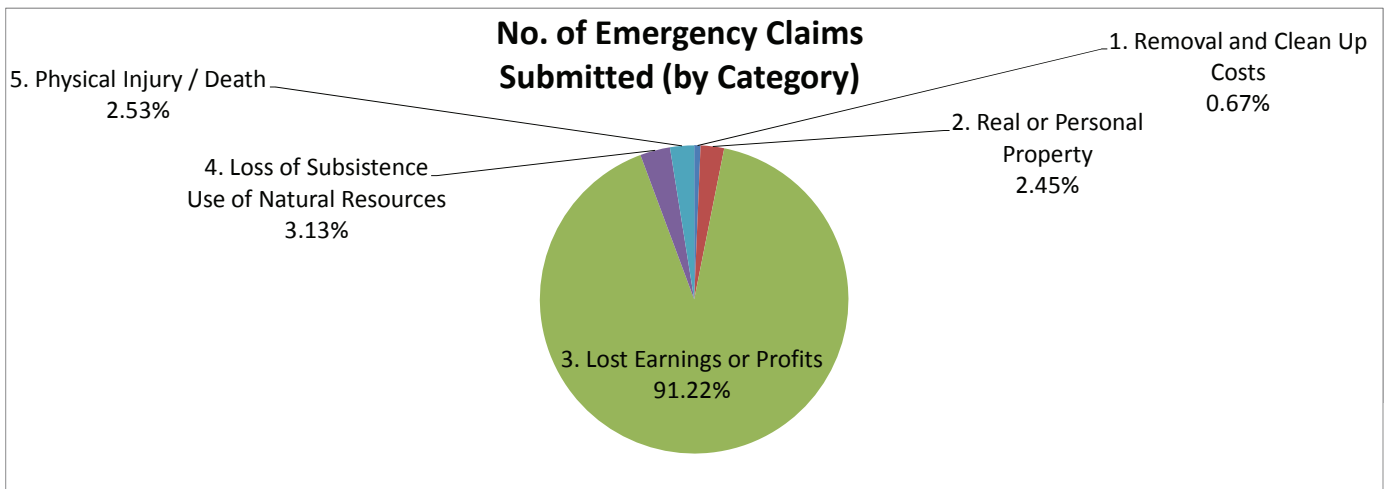
Claims by Amount	No. of Claims Paid	Amount Paid
1. \$0.01 - \$5,000.00	5045	\$ 13,385,000.00
2. \$5,000.01 - \$10,000.00	3646	\$ 27,502,100.00
3. \$10,000.01 - \$25,000.00	5289	\$ 89,079,000.00
4. \$25,000.01 - \$100,000.00	5226	\$ 258,509,500.00
5. \$100,000.01 - \$500,000.00	1299	\$ 236,914,400.00
6. Over \$500,000.00	25	\$ 36,851,076.00
Total to Date	20,530	\$ 662,241,076.00



GCCF Program Statistics - Overall Summary
(as of October 06, 2010, 5:05 PM ET)

Emergency Advance Claim Counts by Category
(Claimants may have more than one Claim Type)

Claims for Emergency Advance Payment	Claims Submitted	No. of Claims Paid	Amount Paid
1. Removal and Clean Up Costs	818	0	\$ -
2. Real or Personal Property	3,004	12	\$ 54,663.38
3. Lost Earnings or Profits	111,918	53,024	\$ 1,049,152,014.83
4. Loss of Subsistence Use of Natural Resources	3,845	5	\$ 13,000.00
5. Physical Injury / Death	3,101	4	\$ 3,936.50
Total to Date	122,686	53,045	\$ 1,049,223,614.71



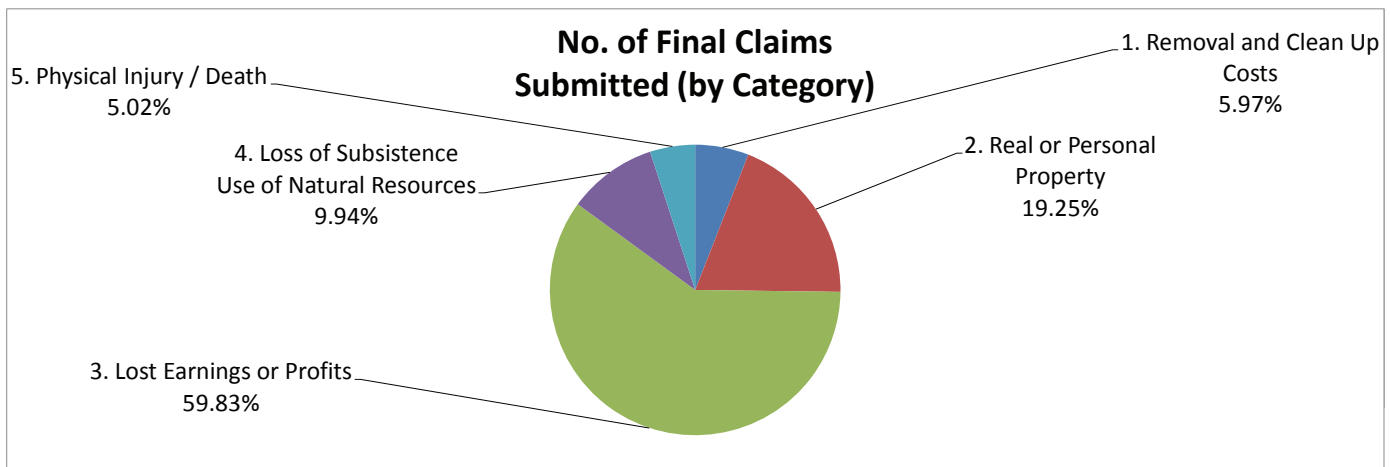
GCCF Program Statistics - Overall Summary

(as of October 06, 2010, 5:05 PM ET)

Final Payment Claim Counts by Category

(Claimants may have more than one Claim Type)

Claims Seeking Final Payment	Claims Submitted	No. of Claims Paid	Amount Paid
1. Removal and Clean Up Costs	323	0	\$ -
2. Real or Personal Property	1,042	0	\$ -
3. Lost Earnings or Profits	3,239	0	\$ -
4. Loss of Subsistence Use of Natural Resources	538	0	\$ -
5. Physical Injury / Death	272	0	\$ -
Total to Date	5,414	0	\$ -



Amount Paid to Final Claims (by Category)

No data to chart yet

GCCF Program Statistics - Overall Summary

(as of October 06, 2010, 5:05 PM ET)

Claims by Category and Amount

(Claimants may have more than one Claim Type)

Claims by Category and Amount	No. of Claims Paid	Amount Paid
1. Removal and Clean Up Costs		
a. \$0.01 - \$5,000.00	0	\$ -
b. \$5,000.01 - \$10,000.00	0	\$ -
c. \$10,000.01 - \$25,000.00	0	\$ -
d. \$25,000.01 - \$100,000.00	0	\$ -
e. \$100,000.01 - \$500,000.00	0	\$ -
f. Over \$500,000.00	0	\$ -
Sub-Total to Date	0	\$ -
2. Real or Personal Property		
a. \$0.01 - \$5,000.00	8	\$ 5,500.00
b. \$5,000.01 - \$10,000.00	3	\$ 22,600.00
c. \$10,000.01 - \$25,000.00	0	\$ -
d. \$25,000.01 - \$100,000.00	1	\$ 26,563.38
e. \$100,000.01 - \$500,000.00	0	\$ -
f. Over \$500,000.00	0	\$ -
Sub-Total to Date	12	\$ 54,663.38
3. Lost Earnings or Profits		
a. \$0.01 - \$5,000.00	13,222	\$ 37,438,173.83
b. \$5,000.01 - \$10,000.00	13,358	\$ 101,695,900.00
c. \$10,000.01 - \$25,000.00	17,162	\$ 274,767,065.00
d. \$25,000.01 - \$100,000.00	7,936	\$ 358,629,000.00
e. \$100,000.01 - \$500,000.00	1,321	\$ 239,770,800.00
f. Over \$500,000.00	25	\$ 36,851,076.00
Sub-Total to Date	53,024	\$ 1,049,152,014.83

GCCF Program Statistics - Overall Summary (as of October 06, 2010, 5:05 PM ET)

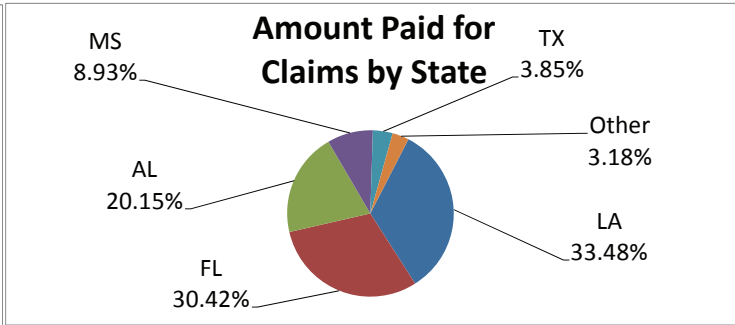
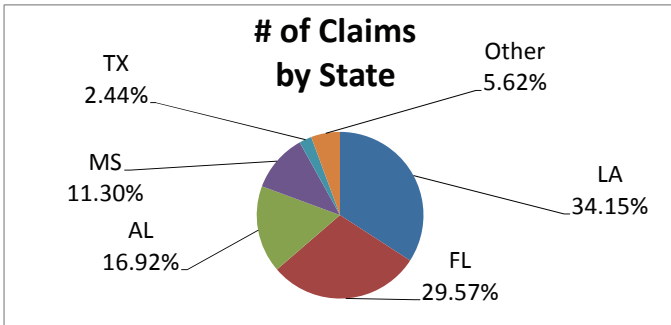
Claims by Category and Amount (Claimants may have more than one Claim Type)

Claims by Category and Amount	No. of Claims Paid	Amount Paid
4. Loss of Subsistence Use of Natural Resources		
a. \$0.01 - \$5,000.00	5	\$ 13,000.00
b. \$5,000.01 - \$10,000.00	0	\$ -
c. \$10,000.01 - \$25,000.00	0	\$ -
d. \$25,000.01 - \$100,000.00	0	\$ -
e. \$100,000.01 - \$500,000.00	0	\$ -
f. Over \$500,000.00	0	\$ -
Sub-Total to Date	5	\$ 13,000.00
5. Physical Injury / Death		
a. \$0.01 - \$5,000.00	4	\$ 3,936.50
b. \$5,000.01 - \$10,000.00	0	\$ -
c. \$10,000.01 - \$25,000.00	0	\$ -
d. \$25,000.01 - \$100,000.00	0	\$ -
e. \$100,000.01 - \$500,000.00	0	\$ -
f. Over \$500,000.00	0	\$ -
Sub-Total to Date	4	\$ 3,936.50
6. Other Claims		
a. \$0.01 - \$5,000.00	0	\$ -
b. \$5,000.01 - \$10,000.00	0	\$ -
c. \$10,000.01 - \$25,000.00	0	\$ -
d. \$25,000.01 - \$100,000.00	0	\$ -
e. \$100,000.01 - \$500,000.00	0	\$ -
f. Over \$500,000.00	0	\$ -
Sub-Total to Date	0	\$ -
Total to Date	53,045	\$ 1,049,223,614.71

GCCF Program Statistics - Overall Summary
(as of October 06, 2010, 5:05 PM ET)

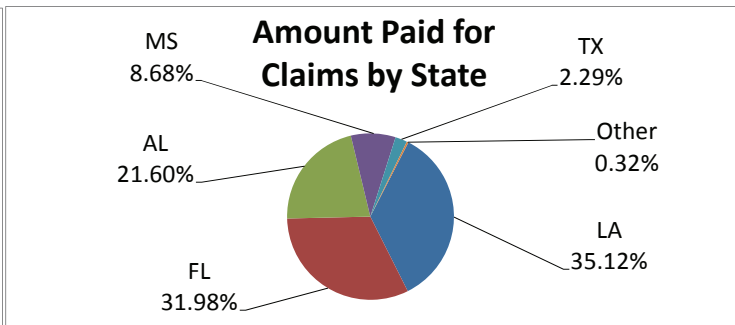
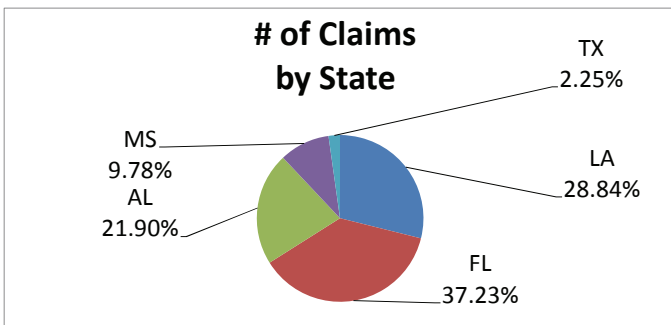
Claims by State of Residence
(Claimants may have more than one Claim Type)

Claim State of Residence	Claims Submitted	No. of Claims Paid	Amount Paid
Louisiana	43,742	14,996	\$ 351,265,515.53
Florida	37,885	17,943	\$ 319,146,376.00
Alabama	21,678	11,100	\$ 211,366,628.32
Mississippi	14,476	4,469	\$ 93,657,494.86
Texas	3,126	1,355	\$ 40,373,800.00
Others	7,193	3,182	\$ 33,413,800.00
Total to Date	128,100	53,045	\$ 1,049,223,614.71



Claims by State of Loss
(Claimants may have more than one Claim Type)

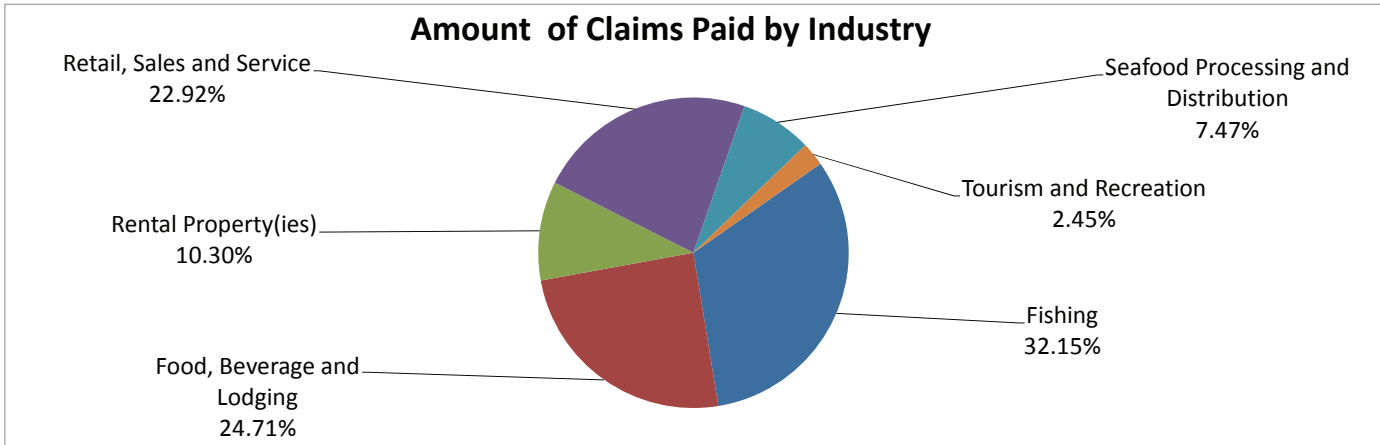
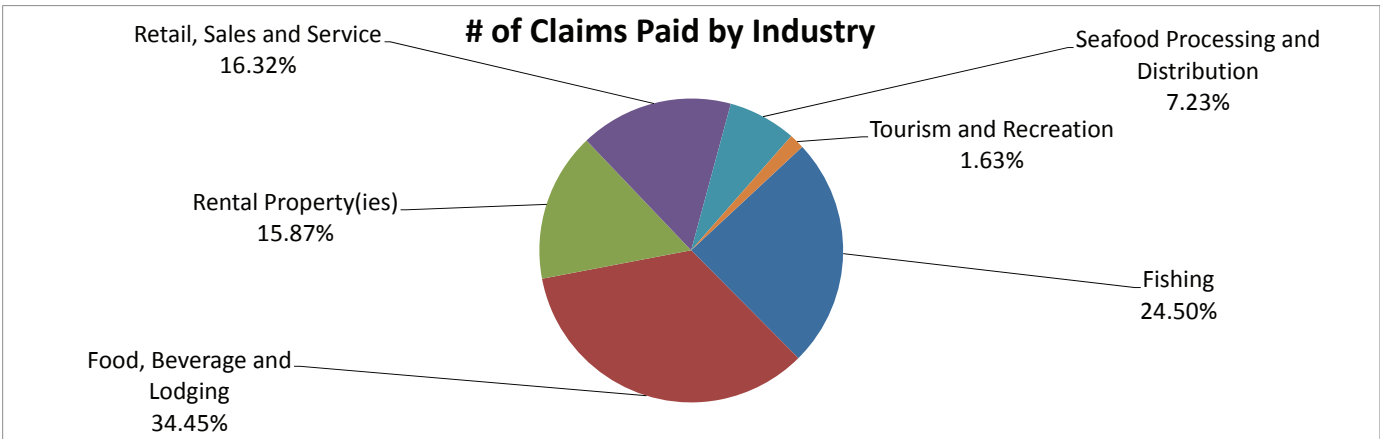
Claim State of Loss	Claims Submitted	No. of Claims Paid	Amount Paid
Louisiana	22,089	15,083	\$ 368,492,780.53
Florida	28,509	20,101	\$ 335,587,976.00
Alabama	16,767	12,455	\$ 226,613,899.94
Mississippi	7,489	4,264	\$ 91,096,458.36
Texas	1,725	988	\$ 24,046,400.00
Other State / Pending Location Verification		154	\$ 3,386,099.88
Total to Date		53,045	\$ 1,049,223,614.71



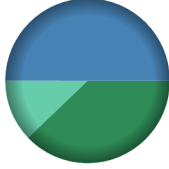
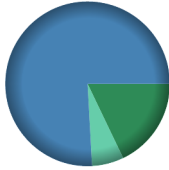



GCCF Program Statistics - Overall Summary
 (as of October 06, 2010, 5:05 PM ET)

Lost Earnings or Profits Claims Paid by Industry
 (Claimants may have more than one Claim Type)

Claims by Amount	No. of Claims Paid	Amount Paid
Fishing	12989	\$ 337,298,200.00
Food, Beverage and Lodging	18269	\$ 259,294,699.94
Rental Property(ies)	8417	\$ 108,030,476.00
Retail, Sales and Service	8652	\$ 240,437,980.32
Seafood Processing and Distribution	3834	\$ 78,365,058.57
Tourism and Recreation	863	\$ 25,725,600.00
Total to Date	53,024	\$ 1,049,152,014.83



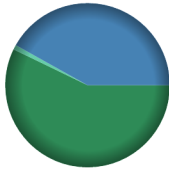
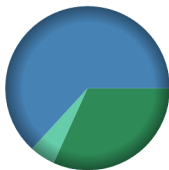



GCCF Program Statistics - Overall Summary (as of October 6, 2010 5:05 PM ET)

County Name	Residents	Claimant Type	Claims Paid	Amount Paid	Payments in County
ACADIA (Louisiana)	67	<u>Claimant Type</u>	<u>Claims Paid</u>	<u>Amount Paid</u>	Payments in County  <ul style="list-style-type: none"> ■ Resident ■ Loss ■ Both
		Resident of County	9	\$220,300.00	
		Resident and Loss in County	7	\$290,600.00	
		Claim Loss in County	4	\$70,900.00	
		Totals:	20	\$581,800.00	
ALACHUA (Florida)	33	<u>Claimant Type</u>	<u>Claims Paid</u>	<u>Amount Paid</u>	Payments in County  <ul style="list-style-type: none"> ■ Resident ■ Loss ■ Both
		Resident of County	8	\$34,300.00	
		Resident and Loss in County	5	\$145,600.00	
		Claim Loss in County	1	\$12,000.00	
		Totals:	14	\$191,900.00	
ALLEN (Louisiana)	11	<u>Claimant Type</u>	<u>Claims Paid</u>	<u>Amount Paid</u>	Payments in County  <ul style="list-style-type: none"> ■ Resident ■ Loss
		Resident of County	1	\$30,000.00	
		Claim Loss in County	2	\$37,000.00	
		Totals:	3	\$67,000.00	
AMITE (Mississippi)	8	<u>Claimant Type</u>	<u>Claims Paid</u>	<u>Amount Paid</u>	Payments in County  <ul style="list-style-type: none"> ■ Resident
		Resident of County	1	\$22,100.00	
		Totals:	1	\$22,100.00	
ANDERSON (Texas)	1	<u>Claimant Type</u>	<u>Claims Paid</u>	<u>Amount Paid</u>	Payments in County  <ul style="list-style-type: none"> ■ Resident
		Resident of County	1	\$3,300.00	
		Totals:	1	\$3,300.00	


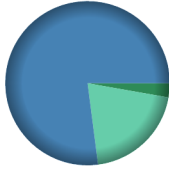

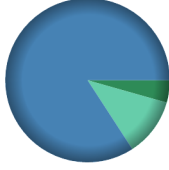

GCCF Program Statistics - Overall Summary

(as of October 6, 2010 5:05 PM ET)

County	Total Claims	Claimant Type	Claims Paid	Amount Paid	Payments in County
ANGELINA (Texas)	8	<u>Claimant Type</u>	<u>Claims Paid</u>	<u>Amount Paid</u>	Payments in County  <ul style="list-style-type: none"> Resident
		Resident of County	1	\$6,500.00	
		Totals:	1	\$6,500.00	
ARANSAS (Texas)	20	<u>Claimant Type</u>	<u>Claims Paid</u>	<u>Amount Paid</u>	Payments in County  <ul style="list-style-type: none"> Loss Both
		Resident and Loss in County	3	\$93,300.00	
		Claim Loss in County	2	\$13,600.00	
		Totals:	5	\$106,900.00	
ASCENSION (Louisiana)	137	<u>Claimant Type</u>	<u>Claims Paid</u>	<u>Amount Paid</u>	Payments in County  <ul style="list-style-type: none"> Resident Loss Both
		Resident of County	30	\$379,900.00	
		Resident and Loss in County	9	\$278,100.00	
		Claim Loss in County	1	\$6,100.00	
Totals:	40	\$664,100.00			
ASSUMPTION (Louisiana)	79	<u>Claimant Type</u>	<u>Claims Paid</u>	<u>Amount Paid</u>	Payments in County  <ul style="list-style-type: none"> Resident Loss Both
		Resident of County	15	\$345,500.00	
		Resident and Loss in County	27	\$686,800.00	
		Claim Loss in County	4	\$54,600.00	
Totals:	46	\$1,086,900.00			
AUTAUGA (Alabama)	16	<u>Claimant Type</u>	<u>Claims Paid</u>	<u>Amount Paid</u>	Payments in County  <ul style="list-style-type: none"> Resident
		Resident of County	5	\$54,400.00	
		Totals:	5	\$54,400.00	






GCCF Program Statistics - Overall Summary

(as of October 6, 2010 5:05 PM ET)

County	Total Claims	Claimant Type	Claims Paid	Amount Paid	Payments in County
AVOYELLES (Louisiana)	47				 <ul style="list-style-type: none"> Resident Both
		Resident of County	11	\$122,100.00	
		Resident and Loss in County	10	\$608,800.00	
		Totals:	21	\$730,900.00	
BALDWIN (Alabama)	13,572				 <ul style="list-style-type: none"> Resident Loss Both
		Resident of County	263	\$4,518,263.38	
		Resident and Loss in County	5,861	\$125,399,199.94	
		Claim Loss in County	2,954	\$32,860,600.00	
Totals:	9,078	\$162,778,063.32			
BARBOUR (Alabama)	8				 <ul style="list-style-type: none"> Resident Both
		Resident of County	1	\$19,400.00	
		Resident and Loss in County	1	\$76,400.00	
Totals:	2	\$95,800.00			
BAY (Florida)	9,615				 <ul style="list-style-type: none"> Resident Loss Both
		Resident of County	234	\$3,319,400.00	
		Resident and Loss in County	3,886	\$63,605,376.00	
		Claim Loss in County	822	\$8,653,600.00	
Totals:	4,942	\$75,578,376.00			
BEAUREGARD (Louisiana)	16				 <ul style="list-style-type: none"> Resident Both
		Resident of County	1	\$53,900.00	
		Resident and Loss in County	4	\$81,800.00	
Totals:	5	\$135,700.00			

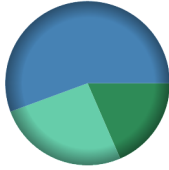

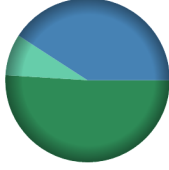
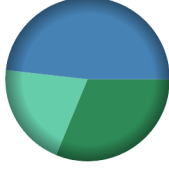

GCCF Program Statistics - Overall Summary

(as of October 6, 2010 5:05 PM ET)

County	Total Claims	Claimant Type	Claims Paid	Amount Paid	Payments in County
BEXAR (Texas)	28	<u>Claimant Type</u>	<u>Claims Paid</u>	<u>Amount Paid</u>	Payments in County  Resident Both
		Resident of County	9	\$124,800.00	
		Resident and Loss in County	2	\$182,000.00	
		Totals:	11	\$306,800.00	
BIBB (Alabama)	4	<u>Claimant Type</u>	<u>Claims Paid</u>	<u>Amount Paid</u>	Payments in County  Resident
		Resident of County	2	\$3,300.00	
		Totals:	2	\$3,300.00	
BLOUNT (Alabama)	4	<u>Claimant Type</u>	<u>Claims Paid</u>	<u>Amount Paid</u>	Payments in County  Resident
		Resident of County	3	\$12,400.00	
		Totals:	3	\$12,400.00	
BOSSIER (Louisiana)	18	<u>Claimant Type</u>	<u>Claims Paid</u>	<u>Amount Paid</u>	Payments in County  Resident
		Resident of County	4	\$30,300.00	
		Totals:	4	\$30,300.00	
BOWIE (Texas)	2	<u>Claimant Type</u>	<u>Claims Paid</u>	<u>Amount Paid</u>	Payments in County  Resident
		Resident of County	1	\$2,600.00	
		Totals:	1	\$2,600.00	

GCCF Program Statistics - Overall Summary


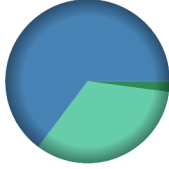
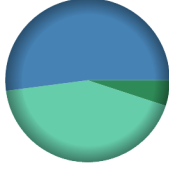


(as of October 6, 2010 5:05 PM ET)

County	Total Claims	Claimant Type	Claims Paid	Amount Paid	Payments in County
BRAZORIA (Texas)	87	<u>Claimant Type</u>	<u>Claims Paid</u>	<u>Amount Paid</u>	Payments in County 
		Resident of County	9	\$252,100.00	
		Resident and Loss in County	17	\$757,800.00	
		Claim Loss in County	24	\$352,600.00	
Totals:	50	\$1,362,500.00			
BRAZOS (Texas)	4	<u>Claimant Type</u>	<u>Claims Paid</u>	<u>Amount Paid</u>	Payments in County 
		Resident of County	1	\$11,400.00	
		Totals:	1	\$11,400.00	
BREVARD (Florida)	65	<u>Claimant Type</u>	<u>Claims Paid</u>	<u>Amount Paid</u>	Payments in County 
		Resident of County	7	\$126,500.00	
		Resident and Loss in County	4	\$101,300.00	
		Claim Loss in County	1	\$20,300.00	
Totals:	12	\$248,100.00			
BROWARD (Florida)	136	<u>Claimant Type</u>	<u>Claims Paid</u>	<u>Amount Paid</u>	Payments in County 
		Resident of County	14	\$226,900.00	
		Resident and Loss in County	5	\$350,000.00	
		Claim Loss in County	7	\$149,100.00	
Totals:	26	\$726,000.00			
BULLOCK (Alabama)	2	<u>Claimant Type</u>	<u>Claims Paid</u>	<u>Amount Paid</u>	Payments in County 
		Resident of County	1	\$16,000.00	
		Totals:	1	\$16,000.00	

GCCF Program Statistics - Overall Summary (as of October 6, 2010 5:05 PM ET)

County	Total Claims	Claimant Type	Claims Paid	Amount Paid	Payments in County
BUTLER (Alabama)	8	<u>Claimant Type</u>	<u>Claims Paid</u>	<u>Amount Paid</u>	Payments in County
		Resident of County	2	\$8,600.00	
		Resident and Loss in County	1	\$5,400.00	
		Claim Loss in County	2	\$244,200.00	
Totals:	5	\$258,200.00			
CADDO (Louisiana)	37	<u>Claimant Type</u>	<u>Claims Paid</u>	<u>Amount Paid</u>	Payments in County
		Resident of County	10	\$96,300.00	
		Totals:	10	\$96,300.00	
CALCASIEU (Louisiana)	413	<u>Claimant Type</u>	<u>Claims Paid</u>	<u>Amount Paid</u>	Payments in County
		Resident of County	94	\$2,431,400.00	
		Resident and Loss in County	79	\$1,629,300.00	
		Claim Loss in County	17	\$256,100.00	
Totals:	190	\$4,316,800.00			
CALDWELL (Louisiana)	5	<u>Claimant Type</u>	<u>Claims Paid</u>	<u>Amount Paid</u>	Payments in County
		Resident of County	1	\$5,000.00	
		Totals:	1	\$5,000.00	
CALHOUN (Alabama)	34	<u>Claimant Type</u>	<u>Claims Paid</u>	<u>Amount Paid</u>	Payments in County
		Resident of County	14	\$164,600.00	
		Totals:	14	\$164,600.00	

GCCF Program Statistics - Overall Summary (as of October 6, 2010 5:05 PM ET)



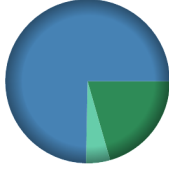


County	Total Claims	Claimant Type	Claims Paid	Amount Paid	Payments in County
CALHOUN (Florida)	36	<u>Claimant Type</u>	<u>Claims Paid</u>	<u>Amount Paid</u>	Payments in County  <ul style="list-style-type: none"> ■ Resident ■ Loss ■ Both
		Resident of County	13	\$151,200.00	
		Resident and Loss in County	1	\$6,000.00	
		Claim Loss in County	1	\$4,200.00	
Totals:	15	\$161,400.00			
CALHOUN (Texas)	50	<u>Claimant Type</u>	<u>Claims Paid</u>	<u>Amount Paid</u>	Payments in County  <ul style="list-style-type: none"> ■ Resident ■ Loss ■ Both
		Resident of County	3	\$12,000.00	
		Resident and Loss in County	3	\$364,700.00	
		Claim Loss in County	16	\$186,400.00	
Totals:	22	\$563,100.00			
CAMERON (Louisiana)	276	<u>Claimant Type</u>	<u>Claims Paid</u>	<u>Amount Paid</u>	Payments in County  <ul style="list-style-type: none"> ■ Resident ■ Loss ■ Both
		Resident of County	15	\$237,400.00	
		Resident and Loss in County	114	\$2,450,900.00	
		Claim Loss in County	70	\$2,018,800.00	
Totals:	199	\$4,707,100.00			
CAMERON (Texas)	79	<u>Claimant Type</u>	<u>Claims Paid</u>	<u>Amount Paid</u>	Payments in County  <ul style="list-style-type: none"> ■ Resident ■ Both
		Resident of County	9	\$222,200.00	
		Resident and Loss in County	22	\$516,700.00	
		Totals:	31	\$738,900.00	
CHAMBERS (Alabama)	4	<u>Claimant Type</u>	<u>Claims Paid</u>	<u>Amount Paid</u>	Payments in County  <ul style="list-style-type: none"> ■ Resident
		Resident of County	2	\$27,000.00	
		Totals:	2	\$27,000.00	

GCCF Program Statistics - Overall Summary (as of October 6, 2010 5:05 PM ET)

County	Total Claims	Claimant Type	Claims Paid	Amount Paid	Payments in County
CHAMBERS (Texas)	37	<u>Claimant Type</u>	<u>Claims Paid</u>	<u>Amount Paid</u>	Payments in County
		Resident of County	3	\$96,000.00	
		Resident and Loss in County	12	\$456,400.00	
		Claim Loss in County	3	\$59,000.00	
Totals:	18	\$611,400.00			
CHARLOTTE (Florida)	52	<u>Claimant Type</u>	<u>Claims Paid</u>	<u>Amount Paid</u>	Payments in County
		Resident and Loss in County	8	\$341,600.00	
		Claim Loss in County	2	\$19,600.00	
		Totals:	10	\$361,200.00	
CHEROKEE (Alabama)	3	<u>Claimant Type</u>	<u>Claims Paid</u>	<u>Amount Paid</u>	Payments in County
		Resident of County	3	\$25,900.00	
		Totals:	3	\$25,900.00	
CHEROKEE (Texas)	2	<u>Claimant Type</u>	<u>Claims Paid</u>	<u>Amount Paid</u>	Payments in County
		Resident of County	1	\$1,700.00	
		Totals:	1	\$1,700.00	
CHICKASAW (Mississippi)	1	<u>Claimant Type</u>	<u>Claims Paid</u>	<u>Amount Paid</u>	Payments in County
		Resident of County	1	\$6,000.00	
		Totals:	1	\$6,000.00	

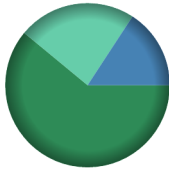




GCCF Program Statistics - Overall Summary

(as of October 6, 2010 5:05 PM ET)

County	Total Claims	Claimant Type	Claims Paid	Amount Paid	Payments in County	
CHILTON (Alabama)	14	<u>Claimant Type</u>	<u>Claims Paid</u>	<u>Amount Paid</u>	Payments in County 	
		Resident of County	3	\$24,300.00		Resident
		Resident and Loss in County	1	\$19,000.00		Both
		Totals:	4	\$43,300.00		
CHOCTAW (Alabama)	12	<u>Claimant Type</u>	<u>Claims Paid</u>	<u>Amount Paid</u>	Payments in County 	
		Resident of County	3	\$12,800.00		Resident
		Resident and Loss in County	1	\$68,400.00		Both
		Totals:	4	\$81,200.00		
CITRUS (Florida)	169	<u>Claimant Type</u>	<u>Claims Paid</u>	<u>Amount Paid</u>	Payments in County 	
		Resident of County	19	\$315,600.00		Resident
		Resident and Loss in County	65	\$1,145,600.00		Loss
		Claim Loss in County	7	\$72,500.00		Both
Totals:	91	\$1,533,700.00				
CLAIBORNE (Louisiana)	1	<u>Claimant Type</u>	<u>Claims Paid</u>	<u>Amount Paid</u>	Payments in County 	
		Claim Loss in County	1	\$80,400.00		Loss
		Totals:	1	\$80,400.00		
CLAIBORNE (Mississippi)	5	<u>Claimant Type</u>	<u>Claims Paid</u>	<u>Amount Paid</u>	Payments in County 	
		Resident of County	1	\$17,600.00		Resident
		Totals:	1	\$17,600.00		




GCCF Program Statistics - Overall Summary

(as of October 6, 2010 5:05 PM ET)



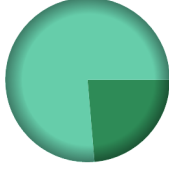

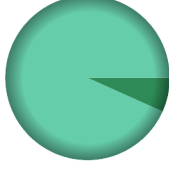
County	Count	Claimant Type	Claims Paid	Amount Paid	Payments in County
CLARKE (Alabama)	81	<u>Claimant Type</u>	<u>Claims Paid</u>	<u>Amount Paid</u>	Payments in County  <ul style="list-style-type: none"> ■ Resident ■ Loss ■ Both
		Resident of County	20	\$124,700.00	
		Resident and Loss in County	3	\$32,300.00	
		Claim Loss in County	3	\$47,400.00	
Totals:	26	\$204,400.00			
CLARKE (Mississippi)	13	<u>Claimant Type</u>	<u>Claims Paid</u>	<u>Amount Paid</u>	Payments in County  <ul style="list-style-type: none"> ■ Resident
		Resident of County	4	\$112,900.00	
		Totals:	4	\$112,900.00	
CLAY (Alabama)	5	<u>Claimant Type</u>	<u>Claims Paid</u>	<u>Amount Paid</u>	Payments in County  <ul style="list-style-type: none"> ■ Resident
		Resident of County	3	\$22,700.00	
		Totals:	3	\$22,700.00	
CLAY (Florida)	15	<u>Claimant Type</u>	<u>Claims Paid</u>	<u>Amount Paid</u>	Payments in County  <ul style="list-style-type: none"> ■ Resident ■ Both
		Resident of County	4	\$25,400.00	
		Resident and Loss in County	1	\$125,000.00	
		Totals:	5	\$150,400.00	
CLEBURNE (Alabama)	2	<u>Claimant Type</u>	<u>Claims Paid</u>	<u>Amount Paid</u>	Payments in County  <ul style="list-style-type: none"> ■ Resident
		Resident of County	1	\$3,000.00	
		Totals:	1	\$3,000.00	

GCCF Program Statistics - Overall Summary

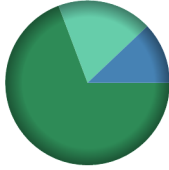

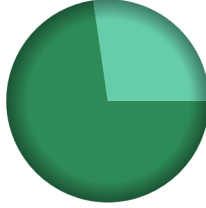


(as of October 6, 2010 5:05 PM ET)

County	Total Claims	Claimant Type	Claims Paid	Amount Paid	Payments in County
COAHOMA (Mississippi)	2	<u>Claimant Type</u>	<u>Claims Paid</u>	<u>Amount Paid</u>	Payments in County  Resident
		Resident of County	1	\$35,000.00	
		Totals:	1	\$35,000.00	
		COFFEE (Alabama)	23	<u>Claimant Type</u>	
Resident of County	4			\$38,000.00	
Resident and Loss in County	1			\$3,000.00	
Totals:	5			\$41,000.00	
COLBERT (Alabama)	26	<u>Claimant Type</u>	<u>Claims Paid</u>	<u>Amount Paid</u>	Payments in County  Resident
		Resident of County	19	\$150,700.00	
		Totals:	19	\$150,700.00	
		COLLIER (Florida)	381	<u>Claimant Type</u>	
Resident of County	13			\$255,200.00	
Resident and Loss in County	53			\$1,466,400.00	
Claim Loss in County	2			\$2,200.00	
Totals:	68			\$1,723,800.00	
COLLIN (Texas)	53	<u>Claimant Type</u>	<u>Claims Paid</u>	<u>Amount Paid</u>	Payments in County  Resident Loss
		Resident of County	26	\$211,500.00	
		Claim Loss in County	3	\$102,100.00	
		Totals:	29	\$313,600.00	

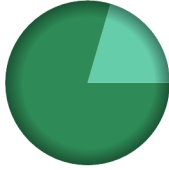
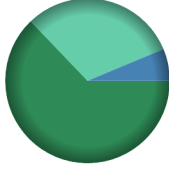



GCCF Program Statistics - Overall Summary (as of October 6, 2010 5:05 PM ET)

County	Total Claims	Claimant Type	Claims Paid	Amount Paid	Payments in County
COLUMBIA (Florida)	7	<u>Claimant Type</u>	<u>Claims Paid</u>	<u>Amount Paid</u>	Payments in County  <ul style="list-style-type: none"> ■ Resident ■ Both
		Resident of County	3	\$71,500.00	
		Resident and Loss in County	1	\$40,000.00	
		Totals:	4	\$111,500.00	
COMAL (Texas)	12	<u>Claimant Type</u>	<u>Claims Paid</u>	<u>Amount Paid</u>	Payments in County  <ul style="list-style-type: none"> ■ Resident
		Resident of County	7	\$137,600.00	
		Totals:	7	\$137,600.00	
CONCORDIA (Louisiana)	15	<u>Claimant Type</u>	<u>Claims Paid</u>	<u>Amount Paid</u>	Payments in County  <ul style="list-style-type: none"> ■ Resident ■ Both
		Resident of County	2	\$21,700.00	
		Resident and Loss in County	2	\$70,000.00	
		Totals:	4	\$91,700.00	
CONECUH (Alabama)	11	<u>Claimant Type</u>	<u>Claims Paid</u>	<u>Amount Paid</u>	Payments in County  <ul style="list-style-type: none"> ■ Resident
		Resident of County	5	\$51,700.00	
		Totals:	5	\$51,700.00	
COOSA (Alabama)	3	<u>Claimant Type</u>	<u>Claims Paid</u>	<u>Amount Paid</u>	Payments in County  <ul style="list-style-type: none"> ■ Resident ■ Both
		Resident of County	2	\$10,800.00	
		Resident and Loss in County	1	\$150,000.00	
		Totals:	3	\$160,800.00	

GCCF Program Statistics - Overall Summary (as of October 6, 2010 5:05 PM ET)

County	Total Claims	Claimant Type	Claims Paid	Amount Paid	Payments in County
COVINGTON (Alabama)	39	<u>Claimant Type</u>	<u>Claims Paid</u>	<u>Amount Paid</u>	Payments in County  <ul style="list-style-type: none"> ■ Resident ■ Loss ■ Both
		Resident of County	19	\$491,600.00	
		Resident and Loss in County	3	\$85,600.00	
		Claim Loss in County	2	\$132,500.00	
Totals:	24	\$709,700.00			
COVINGTON (Mississippi)	46	<u>Claimant Type</u>	<u>Claims Paid</u>	<u>Amount Paid</u>	Payments in County  <ul style="list-style-type: none"> ■ Resident
		Resident of County	2	\$39,400.00	
		Totals:	2	\$39,400.00	
CRENSHAW (Alabama)	10	<u>Claimant Type</u>	<u>Claims Paid</u>	<u>Amount Paid</u>	Payments in County  <ul style="list-style-type: none"> ■ Loss ■ Both
		Resident and Loss in County	1	\$1,500.00	
		Claim Loss in County	1	\$4,000.00	
		Totals:	2	\$5,500.00	
CULLMAN (Alabama)	40	<u>Claimant Type</u>	<u>Claims Paid</u>	<u>Amount Paid</u>	Payments in County  <ul style="list-style-type: none"> ■ Resident
		Resident of County	29	\$197,400.00	
		Totals:	29	\$197,400.00	
DALE (Alabama)	14	<u>Claimant Type</u>	<u>Claims Paid</u>	<u>Amount Paid</u>	Payments in County  <ul style="list-style-type: none"> ■ Resident ■ Both
		Resident of County	7	\$58,100.00	
		Resident and Loss in County	1	\$37,600.00	
		Totals:	8	\$95,700.00	

GCCF Program Statistics - Overall Summary (as of October 6, 2010 5:05 PM ET)

County	Total Claims	Claimant Type	Claims Paid	Amount Paid	Payments in County
DALLAS (Alabama)	21	<u>Claimant Type</u>	<u>Claims Paid</u>	<u>Amount Paid</u>	Payments in County  <ul style="list-style-type: none"> Resident Both
		Resident of County	7	\$58,200.00	
		Resident and Loss in County	1	\$15,000.00	
		Totals:	8	\$73,200.00	
DALLAS (Texas)	102	<u>Claimant Type</u>	<u>Claims Paid</u>	<u>Amount Paid</u>	Payments in County  <ul style="list-style-type: none"> Resident Loss Both
		Resident of County	22	\$239,900.00	
		Resident and Loss in County	1	\$24,000.00	
		Claim Loss in County	7	\$117,800.00	
Totals:	30	\$381,700.00			
DEKALB (Alabama)	18	<u>Claimant Type</u>	<u>Claims Paid</u>	<u>Amount Paid</u>	Payments in County  <ul style="list-style-type: none"> Resident Loss
		Resident of County	13	\$143,700.00	
		Claim Loss in County	1	\$10,800.00	
Totals:	14	\$154,500.00			
DENTON (Texas)	15	<u>Claimant Type</u>	<u>Claims Paid</u>	<u>Amount Paid</u>	Payments in County  <ul style="list-style-type: none"> Resident
		Resident of County	7	\$57,500.00	
Totals:	7	\$57,500.00			
DESOTO (Mississippi)	20	<u>Claimant Type</u>	<u>Claims Paid</u>	<u>Amount Paid</u>	Payments in County  <ul style="list-style-type: none"> Resident
		Resident of County	14	\$109,800.00	
Totals:	14	\$109,800.00			

GCCF Program Statistics - Overall Summary

(as of October 6, 2010 5:05 PM ET)

County	Total Claims	Claimant Type	Claims Paid	Amount Paid	Payments in County
DIXIE (Florida)	23	<u>Claimant Type</u>	<u>Claims Paid</u>	<u>Amount Paid</u>	
		Resident of County	1	\$3,000.00	
		Resident and Loss in County	10	\$193,000.00	
		Claim Loss in County	1	\$50,000.00	
Totals:	12	\$246,000.00			
DUVAL (Florida)	127	<u>Claimant Type</u>	<u>Claims Paid</u>	<u>Amount Paid</u>	
		Resident of County	24	\$375,800.00	
		Resident and Loss in County	12	\$933,200.00	
		Claim Loss in County	5	\$101,400.00	
Totals:	41	\$1,410,400.00			
E. BATON ROUGE (Louisiana)	543	<u>Claimant Type</u>	<u>Claims Paid</u>	<u>Amount Paid</u>	
		Resident of County	110	\$1,743,300.00	
		Resident and Loss in County	28	\$1,005,600.00	
		Claim Loss in County	12	\$221,900.00	
Totals:	150	\$2,970,800.00			
E. FELICIANA (Louisiana)	10	<u>Claimant Type</u>	<u>Claims Paid</u>	<u>Amount Paid</u>	
		Resident of County	1	\$2,500.00	
		Resident and Loss in County	3	\$71,900.00	
		Claim Loss in County	1	\$3,400.00	
Totals:	5	\$77,800.00			
ECTOR (Texas)	2	<u>Claimant Type</u>	<u>Claims Paid</u>	<u>Amount Paid</u>	
		Resident of County	1	\$1,500.00	
Totals:	1	\$1,500.00			






GCCF Program Statistics - Overall Summary

(as of October 6, 2010 5:05 PM ET)

County	Total Claims	Claimant Type	Claims Paid	Amount Paid	Payments in County
EL PASO (Texas)	1	<u>Claimant Type</u>	<u>Claims Paid</u>	<u>Amount Paid</u>	Payments in County  <ul style="list-style-type: none"> Resident
		Resident of County	1	\$3,700.00	
		Totals:	1	\$3,700.00	
ELLIS (Texas)	5	<u>Claimant Type</u>	<u>Claims Paid</u>	<u>Amount Paid</u>	Payments in County  <ul style="list-style-type: none"> Resident
		Resident of County	1	\$25,000.00	
		Totals:	1	\$25,000.00	
ELMORE (Alabama)	28	<u>Claimant Type</u>	<u>Claims Paid</u>	<u>Amount Paid</u>	Payments in County  <ul style="list-style-type: none"> Resident
		Resident of County	16	\$155,800.00	
		Totals:	16	\$155,800.00	
ESCAMBIA (Alabama)	72	<u>Claimant Type</u>	<u>Claims Paid</u>	<u>Amount Paid</u>	Payments in County  <ul style="list-style-type: none"> Resident Loss Both
		Resident of County	21	\$340,400.00	
		Resident and Loss in County	4	\$39,600.00	
		Claim Loss in County	3	\$28,600.00	
		Totals:	28	\$408,600.00	
ESCAMBIA (Florida)	6,493	<u>Claimant Type</u>	<u>Claims Paid</u>	<u>Amount Paid</u>	Payments in County  <ul style="list-style-type: none"> Resident Loss Both
		Resident of County	1,014	\$11,988,100.00	
		Resident and Loss in County	2,097	\$39,781,000.00	
		Claim Loss in County	639	\$7,455,400.00	
		Totals:	3,750	\$59,224,500.00	

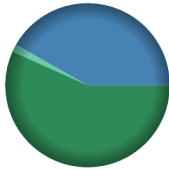
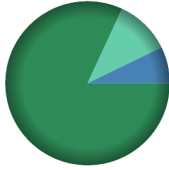

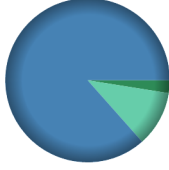

GCCF Program Statistics - Overall Summary

(as of October 6, 2010 5:05 PM ET)

County	Total Claims	Claimant Type	Claims Paid	Amount Paid	Payments in County
ETOWAH (Alabama)	39	<u>Claimant Type</u>	<u>Claims Paid</u>	<u>Amount Paid</u>	Payments in County  <ul style="list-style-type: none"> Resident
		Resident of County	23	\$422,300.00	
		Totals:	23	\$422,300.00	
EVANGELINE (Louisiana)	23	<u>Claimant Type</u>	<u>Claims Paid</u>	<u>Amount Paid</u>	Payments in County  <ul style="list-style-type: none"> Resident Both
		Resident of County	4	\$49,000.00	
		Resident and Loss in County	4	\$70,300.00	
Totals:	8	\$119,300.00			
FAYETTE (Alabama)	6	<u>Claimant Type</u>	<u>Claims Paid</u>	<u>Amount Paid</u>	Payments in County  <ul style="list-style-type: none"> Resident
		Resident of County	6	\$57,100.00	
		Totals:	6	\$57,100.00	
FLAGLER (Florida)	5	<u>Claimant Type</u>	<u>Claims Paid</u>	<u>Amount Paid</u>	Payments in County  <ul style="list-style-type: none"> Resident
		Resident of County	2	\$65,400.00	
		Totals:	2	\$65,400.00	
FOARD (Texas)	1	<u>Claimant Type</u>	<u>Claims Paid</u>	<u>Amount Paid</u>	Payments in County  <ul style="list-style-type: none"> Resident
		Resident of County	1	\$13,000.00	
		Totals:	1	\$13,000.00	


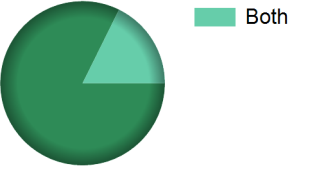
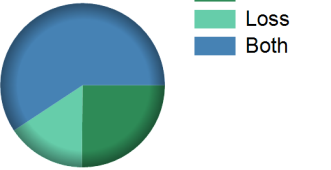
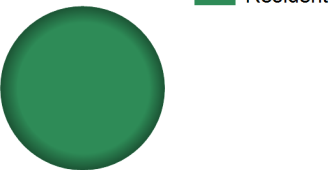
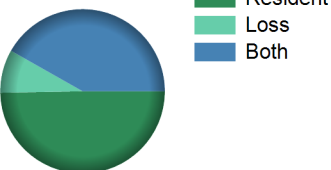
GCCF Program Statistics - Overall Summary

(as of October 6, 2010 5:05 PM ET)


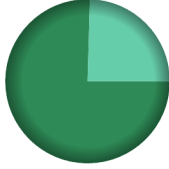



County	Total Claims	Claimant Type	Claims Paid	Amount Paid	Payments in County
FORREST (Mississippi)	391	<u>Claimant Type</u>	<u>Claims Paid</u>	<u>Amount Paid</u>	Payments in County  <ul style="list-style-type: none"> ■ Resident ■ Loss ■ Both
		Resident of County	32	\$376,100.00	
		Resident and Loss in County	7	\$276,800.00	
		Claim Loss in County	1	\$10,000.00	
Totals:	40	\$662,900.00			
FORT BEND (Texas)	83	<u>Claimant Type</u>	<u>Claims Paid</u>	<u>Amount Paid</u>	Payments in County  <ul style="list-style-type: none"> ■ Resident ■ Loss ■ Both
		Resident of County	24	\$1,083,700.00	
		Resident and Loss in County	5	\$95,400.00	
		Claim Loss in County	7	\$144,300.00	
Totals:	36	\$1,323,400.00			
FRANKLIN (Alabama)	5	<u>Claimant Type</u>	<u>Claims Paid</u>	<u>Amount Paid</u>	Payments in County  <ul style="list-style-type: none"> ■ Resident
		Resident of County	3	\$19,700.00	
Totals:	3	\$19,700.00			
FRANKLIN (Florida)	1,436	<u>Claimant Type</u>	<u>Claims Paid</u>	<u>Amount Paid</u>	Payments in County  <ul style="list-style-type: none"> ■ Resident ■ Loss ■ Both
		Resident of County	26	\$268,400.00	
		Resident and Loss in County	861	\$9,206,100.00	
		Claim Loss in County	90	\$1,164,000.00	
Totals:	977	\$10,638,500.00			
FRANKLIN (Louisiana)	4	<u>Claimant Type</u>	<u>Claims Paid</u>	<u>Amount Paid</u>	Payments in County  <ul style="list-style-type: none"> ■ Resident
		Resident of County	2	\$26,000.00	
Totals:	2	\$26,000.00			

GCCF Program Statistics - Overall Summary

(as of October 6, 2010 5:05 PM ET)


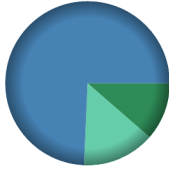

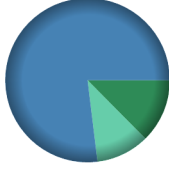

County	Total Claims	Claimant Type	Claims Paid	Amount Paid	Payments in County
FRANKLIN (Mississippi)	2	<u>Claimant Type</u>	<u>Claims Paid</u>	<u>Amount Paid</u>	Payments in County 
		Claim Loss in County	1	\$14,600.00	
		Totals:	1	\$14,600.00	
GADSDEN (Florida)	27	<u>Claimant Type</u>	<u>Claims Paid</u>	<u>Amount Paid</u>	Payments in County 
		Resident of County	6	\$139,600.00	
		Resident and Loss in County	2	\$30,000.00	
		Totals:	8	\$169,600.00	
GALVESTON (Texas)	749	<u>Claimant Type</u>	<u>Claims Paid</u>	<u>Amount Paid</u>	Payments in County 
		Resident of County	90	\$2,271,900.00	
		Resident and Loss in County	210	\$5,354,900.00	
		Claim Loss in County	93	\$1,404,900.00	
Totals:	393	\$9,031,700.00			
GENEVA (Alabama)	25	<u>Claimant Type</u>	<u>Claims Paid</u>	<u>Amount Paid</u>	Payments in County 
		Resident of County	5	\$61,300.00	
		Totals:	5	\$61,300.00	
GEORGE (Mississippi)	127	<u>Claimant Type</u>	<u>Claims Paid</u>	<u>Amount Paid</u>	Payments in County 
		Resident of County	29	\$622,600.00	
		Resident and Loss in County	13	\$523,500.00	
		Claim Loss in County	3	\$106,700.00	
Totals:	45	\$1,252,800.00			

GCCF Program Statistics - Overall Summary (as of October 6, 2010 5:05 PM ET)

GRANT (Louisiana)	6	<u>Claimant Type</u>	<u>Claims Paid</u>	<u>Amount Paid</u>	Payments in County
		Resident of County	1	\$15,500.00	 <ul style="list-style-type: none"> ■ Resident ■ Both
		Resident and Loss in County	1	\$15,000.00	
		Totals:	2	\$30,500.00	
GRAYSON (Texas)	2	<u>Claimant Type</u>	<u>Claims Paid</u>	<u>Amount Paid</u>	Payments in County
		Resident of County	1	\$8,300.00	 <ul style="list-style-type: none"> ■ Resident ■ Loss
		Claim Loss in County	1	\$2,700.00	
		Totals:	2	\$11,000.00	
GREENE (Alabama)	5	<u>Claimant Type</u>	<u>Claims Paid</u>	<u>Amount Paid</u>	Payments in County
		Resident of County	4	\$22,900.00	 <ul style="list-style-type: none"> ■ Resident
		Totals:	4	\$22,900.00	
GREENE (Mississippi)	25	<u>Claimant Type</u>	<u>Claims Paid</u>	<u>Amount Paid</u>	Payments in County
		Resident of County	3	\$16,900.00	 <ul style="list-style-type: none"> ■ Resident ■ Both
		Resident and Loss in County	2	\$11,700.00	
		Totals:	5	\$28,600.00	
GREGG (Texas)	3	<u>Claimant Type</u>	<u>Claims Paid</u>	<u>Amount Paid</u>	Payments in County
		Resident of County	3	\$25,600.00	 <ul style="list-style-type: none"> ■ Resident
		Totals:	3	\$25,600.00	


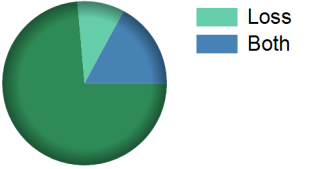
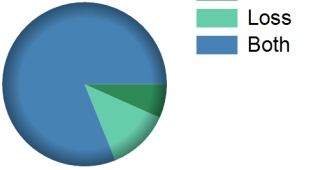
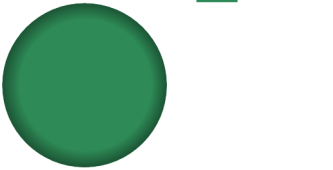
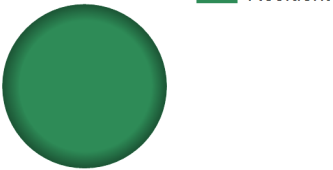
GCCF Program Statistics - Overall Summary

(as of October 6, 2010 5:05 PM ET)


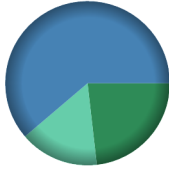
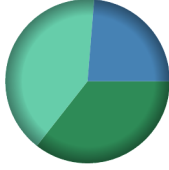

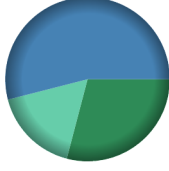
County	Total Claims	Claimant Type	Claims Paid	Amount Paid	Payments in County
GUADALUPE (Texas)	1	<u>Claimant Type</u>	<u>Claims Paid</u>	<u>Amount Paid</u>	Payments in County  <ul style="list-style-type: none"> Resident
		Resident of County	1	\$20,000.00	
		Totals:	1	\$20,000.00	
GULF (Florida)	620	<u>Claimant Type</u>	<u>Claims Paid</u>	<u>Amount Paid</u>	Payments in County  <ul style="list-style-type: none"> Resident Loss Both
		Resident of County	56	\$778,700.00	
		Resident and Loss in County	238	\$5,072,600.00	
		Claim Loss in County	69	\$975,700.00	
Totals:	363	\$6,827,000.00			
HALE (Alabama)	8	<u>Claimant Type</u>	<u>Claims Paid</u>	<u>Amount Paid</u>	Payments in County  <ul style="list-style-type: none"> Resident Both
		Resident of County	5	\$88,100.00	
		Resident and Loss in County	1	\$1,800.00	
		Totals:	6	\$89,900.00	
HANCOCK (Mississippi)	1,368	<u>Claimant Type</u>	<u>Claims Paid</u>	<u>Amount Paid</u>	Payments in County  <ul style="list-style-type: none"> Resident Loss Both
		Resident of County	99	\$1,713,500.00	
		Resident and Loss in County	475	\$10,462,500.00	
		Claim Loss in County	85	\$1,424,400.00	
Totals:	659	\$13,600,400.00			
HARDEE (Florida)	1	<u>Claimant Type</u>	<u>Claims Paid</u>	<u>Amount Paid</u>	Payments in County  <ul style="list-style-type: none"> Resident
		Resident of County	1	\$3,000.00	
		Totals:	1	\$3,000.00	

GCCF Program Statistics - Overall Summary


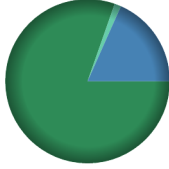


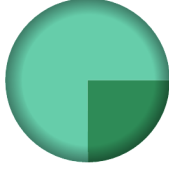
(as of October 6, 2010 5:05 PM ET)

County	Count	Claimant Type	Claims Paid	Amount Paid	Payments in County
HARDIN (Texas)	4	<u>Claimant Type</u>	<u>Claims Paid</u>	<u>Amount Paid</u>	Payments in County 
		Resident and Loss in County	1	\$10,000.00	
		Totals:	1	\$10,000.00	
HARRIS (Texas)	999	<u>Claimant Type</u>	<u>Claims Paid</u>	<u>Amount Paid</u>	Payments in County 
		Resident of County	260	\$12,890,300.00	
		Resident and Loss in County	119	\$2,995,800.00	
		Claim Loss in County	90	\$1,625,400.00	
		Totals:	469	\$17,511,500.00	
HARRISON (Mississippi)	7,782	<u>Claimant Type</u>	<u>Claims Paid</u>	<u>Amount Paid</u>	Payments in County 
		Resident of County	219	\$3,821,536.50	
		Resident and Loss in County	2,230	\$46,337,500.00	
		Claim Loss in County	460	\$6,987,000.00	
		Totals:	2,909	\$57,146,036.50	
HARRISON (Texas)	1	<u>Claimant Type</u>	<u>Claims Paid</u>	<u>Amount Paid</u>	Payments in County 
		Resident of County	1	\$2,500.00	
		Totals:	1	\$2,500.00	
HAYS (Texas)	4	<u>Claimant Type</u>	<u>Claims Paid</u>	<u>Amount Paid</u>	Payments in County 
		Resident of County	1	\$25,500.00	
		Totals:	1	\$25,500.00	

GCCF Program Statistics - Overall Summary (as of October 6, 2010 5:05 PM ET)

County	Count	Claimant Type	Claims Paid	Amount Paid	Payments in County
HENRY (Alabama)	4	<u>Claimant Type</u>	<u>Claims Paid</u>	<u>Amount Paid</u>	Payments in County  <ul style="list-style-type: none"> Resident
		Resident of County	2	\$11,600.00	
		Totals:	2	\$11,600.00	
HERNANDO (Florida)	111	<u>Claimant Type</u>	<u>Claims Paid</u>	<u>Amount Paid</u>	Payments in County  <ul style="list-style-type: none"> Resident Loss Both
		Resident of County	19	\$325,900.00	
		Resident and Loss in County	32	\$860,100.00	
		Claim Loss in County	12	\$218,600.00	
		Totals:	63	\$1,404,600.00	
HIDALGO (Texas)	6	<u>Claimant Type</u>	<u>Claims Paid</u>	<u>Amount Paid</u>	Payments in County  <ul style="list-style-type: none"> Resident Loss Both
		Resident of County	2	\$9,000.00	
		Resident and Loss in County	1	\$6,000.00	
		Claim Loss in County	1	\$10,300.00	
		Totals:	4	\$25,300.00	
HILL (Texas)	2	<u>Claimant Type</u>	<u>Claims Paid</u>	<u>Amount Paid</u>	Payments in County  <ul style="list-style-type: none"> Resident
		Resident of County	1	\$21,600.00	
		Totals:	1	\$21,600.00	
HILLSBOROUGH H (Florida)	334	<u>Claimant Type</u>	<u>Claims Paid</u>	<u>Amount Paid</u>	Payments in County  <ul style="list-style-type: none"> Resident Loss Both
		Resident of County	37	\$622,500.00	
		Resident and Loss in County	58	\$1,156,100.00	
		Claim Loss in County	7	\$362,600.00	
		Totals:	102	\$2,141,200.00	

GCCF Program Statistics - Overall Summary (as of October 6, 2010 5:05 PM ET)

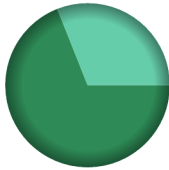

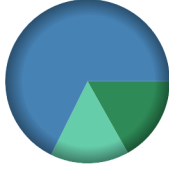


County	Total Claims	Claimant Type	Claims Paid	Amount Paid	Payments in County
HINDS (Mississippi)	66	<u>Claimant Type</u>	<u>Claims Paid</u>	<u>Amount Paid</u>	 <ul style="list-style-type: none"> ■ Resident ■ Loss ■ Both
		Resident of County	13	\$118,000.00	
		Resident and Loss in County	1	\$2,800.00	
		Claim Loss in County	3	\$80,200.00	
Totals:	17	\$201,000.00			
HOLMES (Florida)	128	<u>Claimant Type</u>	<u>Claims Paid</u>	<u>Amount Paid</u>	 <ul style="list-style-type: none"> ■ Resident ■ Loss ■ Both
		Resident of County	54	\$546,700.00	
		Resident and Loss in County	10	\$124,900.00	
		Claim Loss in County	2	\$8,700.00	
Totals:	66	\$680,300.00			
HOPKINS (Texas)	1	<u>Claimant Type</u>	<u>Claims Paid</u>	<u>Amount Paid</u>	 <ul style="list-style-type: none"> ■ Resident
		Resident of County	1	\$9,700.00	
Totals:	1	\$9,700.00			
HOUSTON (Alabama)	59	<u>Claimant Type</u>	<u>Claims Paid</u>	<u>Amount Paid</u>	 <ul style="list-style-type: none"> ■ Resident ■ Both
		Resident of County	19	\$123,400.00	
		Resident and Loss in County	2	\$138,900.00	
		Totals:	21	\$262,300.00	
HUMPHREYS (Mississippi)	3	<u>Claimant Type</u>	<u>Claims Paid</u>	<u>Amount Paid</u>	 <ul style="list-style-type: none"> ■ Resident ■ Loss
		Resident of County	1	\$9,300.00	
		Claim Loss in County	1	\$28,000.00	
		Totals:	2	\$37,300.00	

GCCF Program Statistics - Overall Summary (as of October 6, 2010 5:05 PM ET)



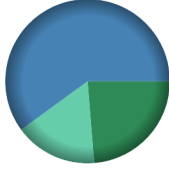
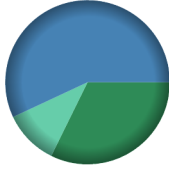
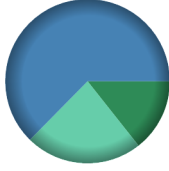
County	Total Claims	Claimant Type	Claims Paid	Amount Paid	Payments in County
IBERIA (Louisiana)	471	<u>Claimant Type</u>	<u>Claims Paid</u>	<u>Amount Paid</u>	
		Resident of County	222	\$4,847,100.00	
		Resident and Loss in County	176	\$4,173,200.00	
		Claim Loss in County	71	\$1,864,400.00	
Totals:	469	\$10,884,700.00			
IBERVILLE (Louisiana)	55	<u>Claimant Type</u>	<u>Claims Paid</u>	<u>Amount Paid</u>	
		Resident of County	6	\$113,700.00	
		Resident and Loss in County	15	\$484,000.00	
		Claim Loss in County	3	\$69,700.00	
Totals:	24	\$667,400.00			
INDIAN RIVER (Florida)	12	<u>Claimant Type</u>	<u>Claims Paid</u>	<u>Amount Paid</u>	
		Resident of County	1	\$21,100.00	
		Resident and Loss in County	2	\$86,300.00	
		Totals:	3	\$107,400.00	
ITAWAMBA (Mississippi)	1	<u>Claimant Type</u>	<u>Claims Paid</u>	<u>Amount Paid</u>	
		Resident of County	1	\$6,000.00	
		Totals:	1	\$6,000.00	
JACKSON (Alabama)	12	<u>Claimant Type</u>	<u>Claims Paid</u>	<u>Amount Paid</u>	
		Resident of County	8	\$65,500.00	
		Claim Loss in County	1	\$14,500.00	
		Totals:	9	\$80,000.00	

GCCF Program Statistics - Overall Summary

(as of October 6, 2010 5:05 PM ET)




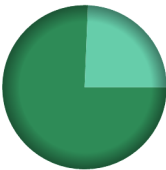

JACKSON (Florida)	96	<u>Claimant Type</u>	<u>Claims Paid</u>	<u>Amount Paid</u>	Payments in County 	
		Resident of County	17	\$213,700.00		Resident
		Resident and Loss in County	3	\$96,000.00		Both
		Totals:	20	\$309,700.00		
JACKSON (Louisiana)	2	<u>Claimant Type</u>	<u>Claims Paid</u>	<u>Amount Paid</u>	Payments in County 	
		Resident of County	1	\$18,600.00		Resident
		Resident and Loss in County	1	\$3,900.00		Both
		Totals:	2	\$22,500.00		
JACKSON (Mississippi)	3,184	<u>Claimant Type</u>	<u>Claims Paid</u>	<u>Amount Paid</u>	Payments in County 	
		Resident of County	316	\$4,680,000.00		Resident
		Resident and Loss in County	677	\$18,778,458.36		Loss
		Claim Loss in County	242	\$4,291,600.00		Both
		Totals:	1,235	\$27,750,058.36		
JASPER (Mississippi)	18	<u>Claimant Type</u>	<u>Claims Paid</u>	<u>Amount Paid</u>	Payments in County 	
		Resident and Loss in County	1	\$25,500.00		Both
		Totals:	1	\$25,500.00		
JASPER (Texas)	7	<u>Claimant Type</u>	<u>Claims Paid</u>	<u>Amount Paid</u>	Payments in County 	
		Resident of County	3	\$145,700.00		Resident
		Totals:	3	\$145,700.00		

GCCF Program Statistics - Overall Summary (as of October 6, 2010 5:05 PM ET)




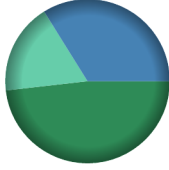

State	Total Claims	Claimant Type	Claims Paid	Amount Paid	Payments in County
JEFFERSON (Alabama)	406	<u>Claimant Type</u>	<u>Claims Paid</u>	<u>Amount Paid</u>	Payments in County  <ul style="list-style-type: none"> ■ Resident ■ Loss ■ Both
		Resident of County	255	\$2,529,000.00	
		Resident and Loss in County	2	\$19,700.00	
		Claim Loss in County	2	\$54,800.00	
Totals:	259	\$2,603,500.00			
JEFFERSON (Florida)	8	<u>Claimant Type</u>	<u>Claims Paid</u>	<u>Amount Paid</u>	Payments in County  <ul style="list-style-type: none"> ■ Resident ■ Loss
		Resident of County	2	\$77,200.00	
		Claim Loss in County	1	\$6,000.00	
		Totals:	3	\$83,200.00	
JEFFERSON (Louisiana)	11,674	<u>Claimant Type</u>	<u>Claims Paid</u>	<u>Amount Paid</u>	Payments in County  <ul style="list-style-type: none"> ■ Resident ■ Loss ■ Both
		Resident of County	1,170	\$19,738,780.32	
		Resident and Loss in County	2,066	\$49,968,200.00	
		Claim Loss in County	727	\$13,495,585.21	
Totals:	3,963	\$83,202,565.53			
JEFFERSON (Texas)	485	<u>Claimant Type</u>	<u>Claims Paid</u>	<u>Amount Paid</u>	Payments in County  <ul style="list-style-type: none"> ■ Resident ■ Loss ■ Both
		Resident of County	84	\$2,635,300.00	
		Resident and Loss in County	195	\$4,650,900.00	
		Claim Loss in County	44	\$878,700.00	
Totals:	323	\$8,164,900.00			
JEFFERSON DAVIS (Louisiana)	34	<u>Claimant Type</u>	<u>Claims Paid</u>	<u>Amount Paid</u>	Payments in County  <ul style="list-style-type: none"> ■ Resident ■ Loss ■ Both
		Resident of County	4	\$40,600.00	
		Resident and Loss in County	8	\$177,100.00	
		Claim Loss in County	2	\$65,000.00	
Totals:	14	\$282,700.00			

GCCF Program Statistics - Overall Summary

(as of October 6, 2010 5:05 PM ET)

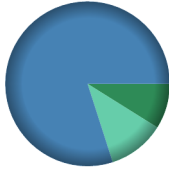

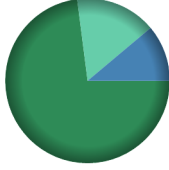


Claimant Name	Count	Claimant Type	Claims Paid	Amount Paid	Payments in County
JIM HOGG (Texas)	1	<u>Claimant Type</u>	<u>Claims Paid</u>	<u>Amount Paid</u>	Payments in County  Loss
		Claim Loss in County	1	\$12,400.00	
		Totals:	1	\$12,400.00	
JIM WELLS (Texas)	1	<u>Claimant Type</u>	<u>Claims Paid</u>	<u>Amount Paid</u>	Payments in County  Both
		Resident and Loss in County	1	\$79,900.00	
		Totals:	1	\$79,900.00	
JOHNSON (Texas)	5	<u>Claimant Type</u>	<u>Claims Paid</u>	<u>Amount Paid</u>	Payments in County  Resident
		Resident of County	2	\$73,600.00	
		Totals:	2	\$73,600.00	
JONES (Mississippi)	65	<u>Claimant Type</u>	<u>Claims Paid</u>	<u>Amount Paid</u>	Payments in County  Resident Both
		Resident of County	10	\$155,500.00	
		Resident and Loss in County	1	\$50,000.00	
		Totals:	11	\$205,500.00	
KEMPER (Mississippi)	4	<u>Claimant Type</u>	<u>Claims Paid</u>	<u>Amount Paid</u>	Payments in County  Loss
		Claim Loss in County	2	\$22,200.00	
		Totals:	2	\$22,200.00	

GCCF Program Statistics - Overall Summary (as of October 6, 2010 5:05 PM ET)

County	Total Claims	Claimant Type	Claims Paid	Amount Paid	Payments in County
KENDALL (Texas)	2	<u>Claimant Type</u>	<u>Claims Paid</u>	<u>Amount Paid</u>	Payments in County  <ul style="list-style-type: none"> Resident
		Resident of County	2	\$15,700.00	
		Totals:	2	\$15,700.00	
KLEBERG (Texas)	1	<u>Claimant Type</u>	<u>Claims Paid</u>	<u>Amount Paid</u>	Payments in County  <ul style="list-style-type: none"> Resident
		Resident of County	1	\$12,400.00	
		Totals:	1	\$12,400.00	
LAFAYETTE (Florida)	3	<u>Claimant Type</u>	<u>Claims Paid</u>	<u>Amount Paid</u>	Payments in County  <ul style="list-style-type: none"> Both
		Resident and Loss in County	1	\$226,700.00	
		Totals:	1	\$226,700.00	
LAFAYETTE (Louisiana)	647	<u>Claimant Type</u>	<u>Claims Paid</u>	<u>Amount Paid</u>	Payments in County  <ul style="list-style-type: none"> Resident Loss Both
		Resident of County	158	\$3,744,300.00	
		Resident and Loss in County	80	\$2,629,200.00	
		Claim Loss in County	59	\$1,394,000.00	
		Totals:	297	\$7,767,500.00	
LAFAYETTE (Mississippi)	9	<u>Claimant Type</u>	<u>Claims Paid</u>	<u>Amount Paid</u>	Payments in County  <ul style="list-style-type: none"> Resident
		Resident of County	6	\$63,100.00	
		Totals:	6	\$63,100.00	






GCCF Program Statistics - Overall Summary

(as of October 6, 2010 5:05 PM ET)

State	Total Claims	Claimant Type	Claims Paid	Amount Paid	Payments in County
LAFOURCHE (Louisiana)	1,721	<u>Claimant Type</u>	<u>Claims Paid</u>	<u>Amount Paid</u>	Payments in County  <ul style="list-style-type: none"> ■ Resident ■ Loss ■ Both
		Resident of County	152	\$2,899,300.00	
		Resident and Loss in County	833	\$26,090,200.00	
		Claim Loss in County	161	\$3,642,280.32	
Totals:	1,146	\$32,631,780.32			
LAKE (Florida)	21	<u>Claimant Type</u>	<u>Claims Paid</u>	<u>Amount Paid</u>	Payments in County  <ul style="list-style-type: none"> ■ Resident ■ Both
		Resident of County	6	\$45,900.00	
		Resident and Loss in County	3	\$28,700.00	
		Totals:	9	\$74,600.00	
LAMAR (Mississippi)	94	<u>Claimant Type</u>	<u>Claims Paid</u>	<u>Amount Paid</u>	Payments in County  <ul style="list-style-type: none"> ■ Resident ■ Loss ■ Both
		Resident of County	6	\$62,400.00	
		Resident and Loss in County	1	\$9,500.00	
		Claim Loss in County	2	\$13,600.00	
Totals:	9	\$85,500.00			
LAMAR (Texas)	1	<u>Claimant Type</u>	<u>Claims Paid</u>	<u>Amount Paid</u>	Payments in County  <ul style="list-style-type: none"> ■ Resident
		Resident of County	1	\$3,200.00	
		Totals:	1	\$3,200.00	
LAUDERDALE (Alabama)	21	<u>Claimant Type</u>	<u>Claims Paid</u>	<u>Amount Paid</u>	Payments in County  <ul style="list-style-type: none"> ■ Resident
		Resident of County	12	\$101,500.00	
		Totals:	12	\$101,500.00	

GCCF Program Statistics - Overall Summary

(as of October 6, 2010 5:05 PM ET)

County	Total Claims	Claimant Type	Claims Paid	Amount Paid	Payments in County
LAUDERDALE (Mississippi)	37	<u>Claimant Type</u>	<u>Claims Paid</u>	<u>Amount Paid</u>	Payments in County  Resident
		Resident of County	15	\$92,800.00	
		Totals:	15	\$92,800.00	
LAWRENCE (Alabama)	6	<u>Claimant Type</u>	<u>Claims Paid</u>	<u>Amount Paid</u>	Payments in County  Resident Loss
		Resident of County	1	\$20,200.00	
		Claim Loss in County	1	\$1,400.00	
Totals:	2	\$21,600.00			
LAWRENCE (Mississippi)	51	<u>Claimant Type</u>	<u>Claims Paid</u>	<u>Amount Paid</u>	Payments in County  Loss Both
		Resident and Loss in County	4	\$63,900.00	
		Claim Loss in County	2	\$18,500.00	
Totals:	6	\$82,400.00			
LEAKE (Mississippi)	9	<u>Claimant Type</u>	<u>Claims Paid</u>	<u>Amount Paid</u>	Payments in County  Resident
		Resident of County	1	\$33,000.00	
		Totals:	1	\$33,000.00	
LEE (Alabama)	51	<u>Claimant Type</u>	<u>Claims Paid</u>	<u>Amount Paid</u>	Payments in County  Resident
		Resident of County	26	\$219,500.00	
		Totals:	26	\$219,500.00	

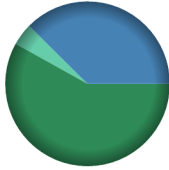




GCCF Program Statistics - Overall Summary (as of October 6, 2010 5:05 PM ET)

County	Total Claims	Claimant Type	Claims Paid	Amount Paid	Payments in County
LEE (Florida)	324	<u>Claimant Type</u>	<u>Claims Paid</u>	<u>Amount Paid</u>	Payments in County
		Resident of County	12	\$166,900.00	
		Resident and Loss in County	37	\$1,019,100.00	
		Claim Loss in County	4	\$47,300.00	
Totals:	53	\$1,233,300.00			
LEE (Mississippi)	12	<u>Claimant Type</u>	<u>Claims Paid</u>	<u>Amount Paid</u>	Payments in County
		Resident of County	5	\$55,800.00	
		Totals:	5	\$55,800.00	
LEFLORE (Mississippi)	2	<u>Claimant Type</u>	<u>Claims Paid</u>	<u>Amount Paid</u>	Payments in County
		Resident of County	1	\$7,800.00	
		Totals:	1	\$7,800.00	
LEON (Florida)	212	<u>Claimant Type</u>	<u>Claims Paid</u>	<u>Amount Paid</u>	Payments in County
		Resident of County	68	\$1,099,500.00	
		Resident and Loss in County	5	\$24,800.00	
		Claim Loss in County	4	\$50,300.00	
Totals:	77	\$1,174,600.00			
LEVY (Florida)	125	<u>Claimant Type</u>	<u>Claims Paid</u>	<u>Amount Paid</u>	Payments in County
		Resident of County	8	\$109,300.00	
		Resident and Loss in County	57	\$1,230,100.00	
		Claim Loss in County	6	\$222,500.00	
Totals:	71	\$1,561,900.00			

GCCF Program Statistics - Overall Summary (as of October 6, 2010 5:05 PM ET)




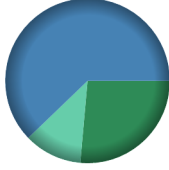

LIBERTY (Florida)	39	<u>Claimant Type</u>	<u>Claims Paid</u>	<u>Amount Paid</u>	Payments in County
		Resident of County	12	\$117,300.00	<ul style="list-style-type: none"> Resident Both
		Resident and Loss in County	4	\$29,800.00	
		Totals:	16	\$147,100.00	
LIBERTY (Texas)	6	<u>Claimant Type</u>	<u>Claims Paid</u>	<u>Amount Paid</u>	Payments in County
		Resident of County	1	\$21,500.00	<ul style="list-style-type: none"> Resident Both
		Resident and Loss in County	1	\$75,000.00	
		Totals:	2	\$96,500.00	
LIMESTONE (Alabama)	35	<u>Claimant Type</u>	<u>Claims Paid</u>	<u>Amount Paid</u>	Payments in County
		Resident of County	24	\$303,000.00	<ul style="list-style-type: none"> Resident
		Totals:	24	\$303,000.00	
LINCOLN (Louisiana)	8	<u>Claimant Type</u>	<u>Claims Paid</u>	<u>Amount Paid</u>	Payments in County
		Resident of County	4	\$133,100.00	<ul style="list-style-type: none"> Resident
		Totals:	4	\$133,100.00	
LINCOLN (Mississippi)	17	<u>Claimant Type</u>	<u>Claims Paid</u>	<u>Amount Paid</u>	Payments in County
		Resident of County	4	\$12,400.00	<ul style="list-style-type: none"> Resident Loss Both
		Resident and Loss in County	1	\$22,200.00	
		Claim Loss in County	1	\$5,700.00	
		Totals:	6	\$40,300.00	

GCCF Program Statistics - Overall Summary (as of October 6, 2010 5:05 PM ET)


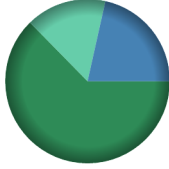
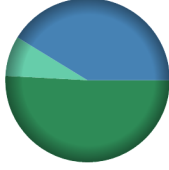


County	Total Claims	Claimant Type	Claims Paid	Amount Paid	Payments in County
LIVINGSTON (Louisiana)	156	<u>Claimant Type</u>	<u>Claims Paid</u>	<u>Amount Paid</u>	Payments in County  <ul style="list-style-type: none"> ■ Resident ■ Loss ■ Both
		Resident of County	39	\$845,400.00	
		Resident and Loss in County	17	\$546,800.00	
		Claim Loss in County	3	\$63,000.00	
Totals:	59	\$1,455,200.00			
LOWNDES (Mississippi)	23	<u>Claimant Type</u>	<u>Claims Paid</u>	<u>Amount Paid</u>	Payments in County  <ul style="list-style-type: none"> ■ Resident ■ Both
		Resident of County	9	\$96,900.00	
		Resident and Loss in County	1	\$2,400.00	
		Totals:	10	\$99,300.00	
LUBBOCK (Texas)	2	<u>Claimant Type</u>	<u>Claims Paid</u>	<u>Amount Paid</u>	Payments in County  <ul style="list-style-type: none"> ■ Resident
		Resident of County	1	\$2,400.00	
		Totals:	1	\$2,400.00	
MACON (Alabama)	3	<u>Claimant Type</u>	<u>Claims Paid</u>	<u>Amount Paid</u>	Payments in County  <ul style="list-style-type: none"> ■ Resident
		Resident of County	1	\$1,000.00	
		Totals:	1	\$1,000.00	
MADISON (Alabama)	167	<u>Claimant Type</u>	<u>Claims Paid</u>	<u>Amount Paid</u>	Payments in County  <ul style="list-style-type: none"> ■ Resident ■ Loss ■ Both
		Resident of County	111	\$1,311,700.00	
		Resident and Loss in County	1	\$48,000.00	
		Claim Loss in County	1	\$3,000.00	
		Totals:	113	\$1,362,700.00	

GCCF Program Statistics - Overall Summary

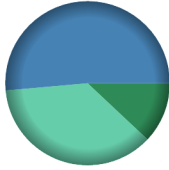

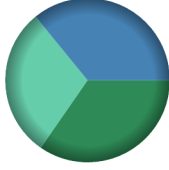

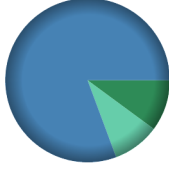
(as of October 6, 2010 5:05 PM ET)

County	Total Claims	Claimant Type	Claims Paid	Amount Paid	Payments in County
MADISON (Florida)	6	<u>Claimant Type</u>	<u>Claims Paid</u>	<u>Amount Paid</u>	Payments in County  <ul style="list-style-type: none"> Resident Loss
		Resident of County	2	\$31,300.00	
		Claim Loss in County	1	\$1,200.00	
		Totals:	3	\$32,500.00	
MADISON (Louisiana)	1	<u>Claimant Type</u>	<u>Claims Paid</u>	<u>Amount Paid</u>	Payments in County  <ul style="list-style-type: none"> Resident
		Resident of County	1	\$16,200.00	
		Totals:	1	\$16,200.00	
MADISON (Mississippi)	56	<u>Claimant Type</u>	<u>Claims Paid</u>	<u>Amount Paid</u>	Payments in County  <ul style="list-style-type: none"> Resident Both
		Resident of County	24	\$234,200.00	
		Resident and Loss in County	3	\$50,000.00	
		Totals:	27	\$284,200.00	
MANATEE (Florida)	158	<u>Claimant Type</u>	<u>Claims Paid</u>	<u>Amount Paid</u>	Payments in County  <ul style="list-style-type: none"> Resident Loss Both
		Resident of County	13	\$379,500.00	
		Resident and Loss in County	27	\$893,500.00	
		Claim Loss in County	6	\$163,800.00	
		Totals:	46	\$1,436,800.00	
MARENGO (Alabama)	15	<u>Claimant Type</u>	<u>Claims Paid</u>	<u>Amount Paid</u>	Payments in County  <ul style="list-style-type: none"> Resident
		Resident of County	11	\$71,100.00	
		Totals:	11	\$71,100.00	

GCCF Program Statistics - Overall Summary (as of October 6, 2010 5:05 PM ET)

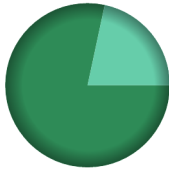
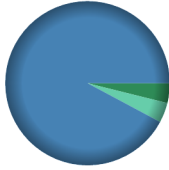

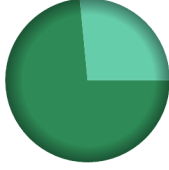

County	Total Claims	Claimant Type	Claims Paid	Amount Paid	Payments in County
MARION (Alabama)	4	<u>Claimant Type</u>	<u>Claims Paid</u>	<u>Amount Paid</u>	Payments in County  <ul style="list-style-type: none"> Resident
		Resident of County	1	\$1,200.00	
		Totals:	1	\$1,200.00	
MARION (Florida)	30	<u>Claimant Type</u>	<u>Claims Paid</u>	<u>Amount Paid</u>	Payments in County  <ul style="list-style-type: none"> Resident Loss Both
		Resident of County	7	\$103,100.00	
		Resident and Loss in County	1	\$35,400.00	
		Claim Loss in County	1	\$26,000.00	
Totals:	9	\$164,500.00			
MARION (Mississippi)	146	<u>Claimant Type</u>	<u>Claims Paid</u>	<u>Amount Paid</u>	Payments in County  <ul style="list-style-type: none"> Resident Loss Both
		Resident of County	5	\$115,800.00	
		Resident and Loss in County	5	\$93,900.00	
		Claim Loss in County	1	\$18,000.00	
Totals:	11	\$227,700.00			
MARSHALL (Alabama)	41	<u>Claimant Type</u>	<u>Claims Paid</u>	<u>Amount Paid</u>	Payments in County  <ul style="list-style-type: none"> Resident Both
		Resident of County	19	\$177,400.00	
		Resident and Loss in County	1	\$37,200.00	
		Totals:	20	\$214,600.00	
MARTIN (Florida)	17	<u>Claimant Type</u>	<u>Claims Paid</u>	<u>Amount Paid</u>	Payments in County  <ul style="list-style-type: none"> Resident Both
		Resident of County	1	\$2,200.00	
		Resident and Loss in County	4	\$85,000.00	
		Totals:	5	\$87,200.00	

GCCF Program Statistics - Overall Summary (as of October 6, 2010 5:05 PM ET)




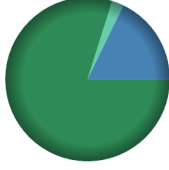

County	Total Claims	Claimant Type	Claims Paid	Amount Paid	Payments in County
MATAGORDA (Texas)	118	<u>Claimant Type</u>	<u>Claims Paid</u>	<u>Amount Paid</u>	Payments in County  <ul style="list-style-type: none"> ■ Resident ■ Loss ■ Both
		Resident of County	10	\$253,900.00	
		Resident and Loss in County	49	\$1,086,400.00	
		Claim Loss in County	11	\$773,100.00	
Totals:	70	\$2,113,400.00			
MCLENNAN (Texas)	10	<u>Claimant Type</u>	<u>Claims Paid</u>	<u>Amount Paid</u>	Payments in County  <ul style="list-style-type: none"> ■ Resident
		Resident of County	4	\$77,300.00	
		Totals:	4	\$77,300.00	
Miami-Dade (Florida)	156	<u>Claimant Type</u>	<u>Claims Paid</u>	<u>Amount Paid</u>	Payments in County  <ul style="list-style-type: none"> ■ Resident ■ Loss ■ Both
		Resident of County	14	\$219,300.00	
		Resident and Loss in County	6	\$227,200.00	
		Claim Loss in County	8	\$186,700.00	
Totals:	28	\$633,200.00			
MILAM (Texas)	1	<u>Claimant Type</u>	<u>Claims Paid</u>	<u>Amount Paid</u>	Payments in County  <ul style="list-style-type: none"> ■ Resident
		Resident of County	1	\$5,800.00	
Totals:	1	\$5,800.00			
MOBILE (Alabama)	8,302	<u>Claimant Type</u>	<u>Claims Paid</u>	<u>Amount Paid</u>	Payments in County  <ul style="list-style-type: none"> ■ Resident ■ Loss ■ Both
		Resident of County	515	\$7,461,165.00	
		Resident and Loss in County	3,231	\$59,508,300.00	
		Claim Loss in County	336	\$6,813,700.00	
Totals:	4,082	\$73,783,165.00			

GCCF Program Statistics - Overall Summary




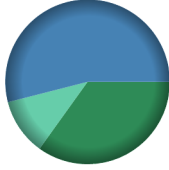
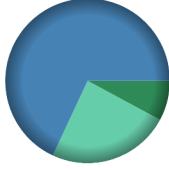
(as of October 6, 2010 5:05 PM ET)

State	Total Claims	Claimant Type	Claims Paid	Amount Paid	Payments in County
MONROE (Alabama)	65	<u>Claimant Type</u>	<u>Claims Paid</u>	<u>Amount Paid</u>	Payments in County  <ul style="list-style-type: none"> ■ Resident ■ Both
		Resident of County	29	\$470,300.00	
		Resident and Loss in County	10	\$130,000.00	
		Totals:	39	\$600,300.00	
MONROE (Florida)	761	<u>Claimant Type</u>	<u>Claims Paid</u>	<u>Amount Paid</u>	Payments in County  <ul style="list-style-type: none"> ■ Resident ■ Loss ■ Both
		Resident of County	9	\$229,500.00	
		Resident and Loss in County	179	\$5,444,100.00	
		Claim Loss in County	10	\$232,300.00	
Totals:	198	\$5,905,900.00			
MONROE (Mississippi)	10	<u>Claimant Type</u>	<u>Claims Paid</u>	<u>Amount Paid</u>	Payments in County  <ul style="list-style-type: none"> ■ Resident
		Resident of County	7	\$86,700.00	
		Totals:	7	\$86,700.00	
MONTGOMERY (Alabama)	143	<u>Claimant Type</u>	<u>Claims Paid</u>	<u>Amount Paid</u>	Payments in County  <ul style="list-style-type: none"> ■ Resident ■ Both
		Resident of County	66	\$670,200.00	
		Resident and Loss in County	3	\$241,700.00	
		Totals:	69	\$911,900.00	
MONTGOMERY (Mississippi)	1	<u>Claimant Type</u>	<u>Claims Paid</u>	<u>Amount Paid</u>	Payments in County  <ul style="list-style-type: none"> ■ Resident
		Resident of County	1	\$20,000.00	
		Totals:	1	\$20,000.00	

GCCF Program Statistics - Overall Summary (as of October 6, 2010 5:05 PM ET)


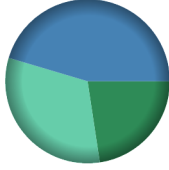
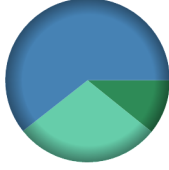

County	Total Claims	Claimant Type	Claims Paid	Amount Paid	Payments in County	
MONTGOMERY (Texas)	63	<u>Claimant Type</u>	<u>Claims Paid</u>	<u>Amount Paid</u>	Payments in County 	
		Resident of County	16	\$290,900.00		Resident
		Resident and Loss in County	2	\$70,700.00		Both
		Totals:	18	\$361,600.00		
MORGAN (Alabama)	62	<u>Claimant Type</u>	<u>Claims Paid</u>	<u>Amount Paid</u>	Payments in County 	
		Resident of County	38	\$388,600.00		Resident
		Totals:	38	\$388,600.00		
NACOGDOCHES (Texas)	12	<u>Claimant Type</u>	<u>Claims Paid</u>	<u>Amount Paid</u>	Payments in County 	
		Resident of County	1	\$41,600.00		Resident
		Claim Loss in County	4	\$250,400.00		Loss
		Totals:	5	\$292,000.00		
NASSAU (Florida)	8	<u>Claimant Type</u>	<u>Claims Paid</u>	<u>Amount Paid</u>	Payments in County 	
		Resident of County	2	\$58,700.00		Resident
		Resident and Loss in County	1	\$13,100.00		Both
		Claim Loss in County	1	\$1,700.00		Loss
Totals:	4	\$73,500.00				
NATCHITOCHES (Louisiana)	8	<u>Claimant Type</u>	<u>Claims Paid</u>	<u>Amount Paid</u>	Payments in County 	
		Resident of County	3	\$61,000.00		Resident
		Resident and Loss in County	2	\$48,400.00		Both
		Totals:	5	\$109,400.00		

GCCF Program Statistics - Overall Summary (as of October 6, 2010 5:05 PM ET)

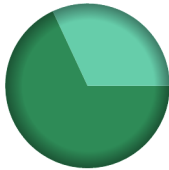
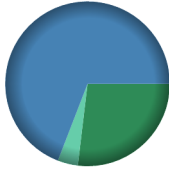


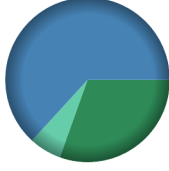
County	Total Claims	Claimant Type	Claims Paid	Amount Paid	Payments in County
NESHOBA (Mississippi)	10	<u>Claimant Type</u>	<u>Claims Paid</u>	<u>Amount Paid</u>	Payments in County 
		Resident of County	1	\$138,900.00	
		Claim Loss in County	1	\$6,000.00	
		Totals:	2	\$144,900.00	
NEWTON (Mississippi)	7	<u>Claimant Type</u>	<u>Claims Paid</u>	<u>Amount Paid</u>	Payments in County 
		Resident of County	2	\$80,000.00	
		Totals:	2	\$80,000.00	
NOXUBEE (Mississippi)	3	<u>Claimant Type</u>	<u>Claims Paid</u>	<u>Amount Paid</u>	Payments in County 
		Resident of County	1	\$8,800.00	
		Totals:	1	\$8,800.00	
NUECES (Texas)	28	<u>Claimant Type</u>	<u>Claims Paid</u>	<u>Amount Paid</u>	Payments in County 
		Resident of County	3	\$47,800.00	
		Resident and Loss in County	3	\$73,900.00	
		Claim Loss in County	1	\$15,200.00	
		Totals:	7	\$136,900.00	
OKALOOSA (Florida)	9,839	<u>Claimant Type</u>	<u>Claims Paid</u>	<u>Amount Paid</u>	Payments in County 
		Resident of County	614	\$8,072,600.00	
		Resident and Loss in County	3,731	\$69,867,200.00	
		Claim Loss in County	1,941	\$24,738,600.00	
		Totals:	6,286	\$102,678,400.00	

GCCF Program Statistics - Overall Summary

(as of October 6, 2010 5:05 PM ET)


County	Total Claims	Claimant Type	Claims Paid	Amount Paid	Payments in County
OKTIBBEHA (Mississippi)	11	<u>Claimant Type</u>	<u>Claims Paid</u>	<u>Amount Paid</u>	Payments in County  <ul style="list-style-type: none"> Resident
		Resident of County	7	\$52,000.00	
		Totals:	7	\$52,000.00	
		ORANGE (Florida)	115	<u>Claimant Type</u>	
Resident of County	34			\$623,800.00	
Resident and Loss in County	6			\$185,000.00	
Totals:	40			\$808,800.00	
ORANGE (Texas)	48	<u>Claimant Type</u>	<u>Claims Paid</u>	<u>Amount Paid</u>	Payments in County  <ul style="list-style-type: none"> Resident Loss Both
		Resident of County	9	\$153,800.00	
		Resident and Loss in County	8	\$308,700.00	
		Claim Loss in County	12	\$217,600.00	
Totals:	29	\$680,100.00			
ORLEANS (Louisiana)	15,848	<u>Claimant Type</u>	<u>Claims Paid</u>	<u>Amount Paid</u>	Payments in County  <ul style="list-style-type: none"> Resident Loss Both
		Resident of County	519	\$8,294,500.00	
		Resident and Loss in County	2,840	\$46,520,500.00	
		Claim Loss in County	1,329	\$21,935,800.00	
Totals:	4,688	\$76,750,800.00			
OSCEOLA (Florida)	7	<u>Claimant Type</u>	<u>Claims Paid</u>	<u>Amount Paid</u>	Payments in County  <ul style="list-style-type: none"> Resident
		Resident of County	2	\$15,400.00	
		Totals:	2	\$15,400.00	

GCCF Program Statistics - Overall Summary (as of October 6, 2010 5:05 PM ET)

County	Total Claims	Claimant Type	Claims Paid	Amount Paid	Payments in County
OUACHITA (Louisiana)	51	<u>Claimant Type</u>	<u>Claims Paid</u>	<u>Amount Paid</u>	Payments in County  <ul style="list-style-type: none"> ■ Resident ■ Both
		Resident of County	20	\$186,600.00	
		Resident and Loss in County	4	\$87,600.00	
		Totals:	24	\$274,200.00	
PALM BEACH (Florida)	99	<u>Claimant Type</u>	<u>Claims Paid</u>	<u>Amount Paid</u>	Payments in County  <ul style="list-style-type: none"> ■ Resident ■ Loss ■ Both
		Resident of County	9	\$164,200.00	
		Resident and Loss in County	8	\$422,000.00	
		Claim Loss in County	3	\$24,300.00	
Totals:	20	\$610,500.00			
PANOLA (Mississippi)	3	<u>Claimant Type</u>	<u>Claims Paid</u>	<u>Amount Paid</u>	Payments in County  <ul style="list-style-type: none"> ■ Resident
		Resident of County	2	\$14,700.00	
		Totals:	2	\$14,700.00	
PARKER (Texas)	3	<u>Claimant Type</u>	<u>Claims Paid</u>	<u>Amount Paid</u>	Payments in County  <ul style="list-style-type: none"> ■ Resident
		Resident of County	1	\$5,800.00	
		Totals:	1	\$5,800.00	
PASCO (Florida)	271	<u>Claimant Type</u>	<u>Claims Paid</u>	<u>Amount Paid</u>	Payments in County  <ul style="list-style-type: none"> ■ Resident ■ Loss ■ Both
		Resident of County	47	\$754,700.00	
		Resident and Loss in County	66	\$1,564,700.00	
		Claim Loss in County	9	\$156,600.00	
Totals:	122	\$2,476,000.00			

GCCF Program Statistics - Overall Summary






(as of October 6, 2010 5:05 PM ET)

County	Total Claims	Claimant Type	Claims Paid	Amount Paid	Payments in County
PEARL RIVER (Mississippi)	238	<u>Claimant Type</u>	<u>Claims Paid</u>	<u>Amount Paid</u>	Payments in County  <ul style="list-style-type: none"> ■ Resident ■ Loss ■ Both
		Resident of County	55	\$859,300.00	
		Resident and Loss in County	12	\$507,900.00	
		Claim Loss in County	1	\$44,000.00	
Totals:	68	\$1,411,200.00			
PERRY (Alabama)	3	<u>Claimant Type</u>	<u>Claims Paid</u>	<u>Amount Paid</u>	Payments in County  <ul style="list-style-type: none"> ■ Loss
		Claim Loss in County	1	\$24,700.00	
		Totals:	1	\$24,700.00	
PERRY (Mississippi)	28	<u>Claimant Type</u>	<u>Claims Paid</u>	<u>Amount Paid</u>	Payments in County  <ul style="list-style-type: none"> ■ Resident ■ Both
		Resident of County	2	\$71,600.00	
		Resident and Loss in County	3	\$44,200.00	
		Totals:	5	\$115,800.00	
PICKENS (Alabama)	9	<u>Claimant Type</u>	<u>Claims Paid</u>	<u>Amount Paid</u>	Payments in County  <ul style="list-style-type: none"> ■ Resident
		Resident of County	4	\$29,000.00	
		Totals:	4	\$29,000.00	
PIKE (Alabama)	13	<u>Claimant Type</u>	<u>Claims Paid</u>	<u>Amount Paid</u>	Payments in County  <ul style="list-style-type: none"> ■ Resident
		Resident of County	3	\$8,800.00	
		Totals:	3	\$8,800.00	






GCCF Program Statistics - Overall Summary (as of October 6, 2010 5:05 PM ET)

PIKE (Mississippi)	48	Claimant Type	Claims Paid	Amount Paid	Payments in County
		Resident of County	11	\$131,200.00	
		Resident and Loss in County	1	\$12,600.00	
		Claim Loss in County	1	\$12,000.00	
		Totals:	13	\$155,800.00	
PINELLAS (Florida)	1,154	Claimant Type	Claims Paid	Amount Paid	Payments in County
		Resident of County	34	\$1,259,600.00	
		Resident and Loss in County	150	\$3,509,600.00	
		Claim Loss in County	48	\$935,600.00	
		Totals:	232	\$5,704,800.00	
PLAQUEMINES (Louisiana)	2,679	Claimant Type	Claims Paid	Amount Paid	Payments in County
		Resident of County	84	\$2,957,100.00	
		Resident and Loss in County	980	\$41,872,200.00	
		Claim Loss in County	493	\$13,394,700.00	
		Totals:	1,557	\$58,224,000.00	
POINTE COUPEE (Louisiana)	22	Claimant Type	Claims Paid	Amount Paid	Payments in County
		Resident of County	4	\$52,400.00	
		Resident and Loss in County	2	\$28,700.00	
		Totals:	6	\$81,100.00	
POLK (Florida)	37	Claimant Type	Claims Paid	Amount Paid	Payments in County
		Resident of County	8	\$104,100.00	
		Resident and Loss in County	5	\$63,800.00	
		Claim Loss in County	1	\$9,200.00	
		Totals:	14	\$177,100.00	


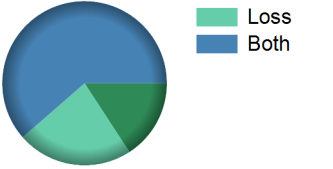
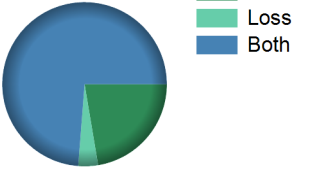
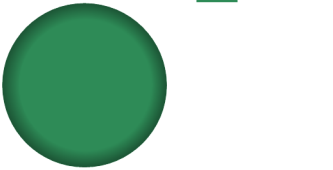
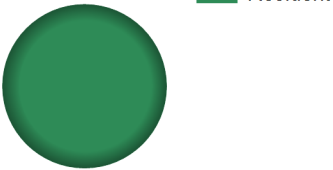
GCCF Program Statistics - Overall Summary (as of October 6, 2010 5:05 PM ET)

County	Total Claims	Claimant Type	Claims Paid	Amount Paid	Payments in County
POLK (Texas)	4	<u>Claimant Type</u>	<u>Claims Paid</u>	<u>Amount Paid</u>	Payments in County  Resident
		Resident of County	1	\$80,700.00	
		Totals:	1	\$80,700.00	
PUTNAM (Florida)	4	<u>Claimant Type</u>	<u>Claims Paid</u>	<u>Amount Paid</u>	Payments in County  Both
		Resident and Loss in County	2	\$51,500.00	
		Totals:	2	\$51,500.00	
RANDOLPH (Alabama)	7	<u>Claimant Type</u>	<u>Claims Paid</u>	<u>Amount Paid</u>	Payments in County  Resident
		Resident of County	4	\$50,300.00	
		Totals:	4	\$50,300.00	
RANKIN (Mississippi)	44	<u>Claimant Type</u>	<u>Claims Paid</u>	<u>Amount Paid</u>	Payments in County  Resident
		Resident of County	22	\$397,800.00	
		Totals:	22	\$397,800.00	
RAPIDES (Louisiana)	77	<u>Claimant Type</u>	<u>Claims Paid</u>	<u>Amount Paid</u>	Payments in County  Resident Both
		Resident of County	16	\$302,100.00	
		Resident and Loss in County	5	\$305,100.00	
		Totals:	21	\$607,200.00	

GCCF Program Statistics - Overall Summary (as of October 6, 2010 5:05 PM ET)





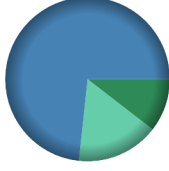
County	Total Claims	Claimant Type	Claims Paid	Amount Paid	Payments in County
RICHLAND (Louisiana)	4	<u>Claimant Type</u>	<u>Claims Paid</u>	<u>Amount Paid</u>	Payments in County  Resident
		Resident of County	3	\$29,000.00	
		Totals:	3	\$29,000.00	
ROCKWALL (Texas)	5	<u>Claimant Type</u>	<u>Claims Paid</u>	<u>Amount Paid</u>	Payments in County  Resident
		Resident of County	3	\$13,000.00	
		Totals:	3	\$13,000.00	
RUSSELL (Alabama)	7	<u>Claimant Type</u>	<u>Claims Paid</u>	<u>Amount Paid</u>	Payments in County  Resident
		Resident of County	2	\$21,100.00	
		Totals:	2	\$21,100.00	
SABINE (Louisiana)	7	<u>Claimant Type</u>	<u>Claims Paid</u>	<u>Amount Paid</u>	Payments in County  Resident
		Resident of County	1	\$16,800.00	
		Totals:	1	\$16,800.00	
SAN JACINTO (Texas)	4	<u>Claimant Type</u>	<u>Claims Paid</u>	<u>Amount Paid</u>	Payments in County  Resident Loss
		Resident of County	1	\$35,000.00	
		Claim Loss in County	1	\$22,500.00	
		Totals:	2	\$57,500.00	

GCCF Program Statistics - Overall Summary (as of October 6, 2010 5:05 PM ET)

County	Total Claims	Claimant Type	Claims Paid	Amount Paid	Payments in County
SAN PATRICIO (Texas)	19	<u>Claimant Type</u>	<u>Claims Paid</u>	<u>Amount Paid</u>	Payments in County 
		Resident and Loss in County	3	\$115,300.00	
		Totals:	3	\$115,300.00	
SANTA ROSA (Florida)	3,577	<u>Claimant Type</u>	<u>Claims Paid</u>	<u>Amount Paid</u>	Payments in County 
		Resident of County	462	\$5,871,300.00	
		Resident and Loss in County	1,027	\$22,795,500.00	
		Claim Loss in County	774	\$8,437,100.00	
		Totals:	2,263	\$37,103,900.00	
SARASOTA (Florida)	163	<u>Claimant Type</u>	<u>Claims Paid</u>	<u>Amount Paid</u>	Payments in County 
		Resident of County	5	\$46,700.00	
		Resident and Loss in County	6	\$154,100.00	
		Claim Loss in County	1	\$8,100.00	
		Totals:	12	\$208,900.00	
SCOTT (Mississippi)	21	<u>Claimant Type</u>	<u>Claims Paid</u>	<u>Amount Paid</u>	Payments in County 
		Resident of County	5	\$53,300.00	
		Totals:	5	\$53,300.00	
SEMINOLE (Florida)	35	<u>Claimant Type</u>	<u>Claims Paid</u>	<u>Amount Paid</u>	Payments in County 
		Resident of County	9	\$74,500.00	
		Totals:	9	\$74,500.00	

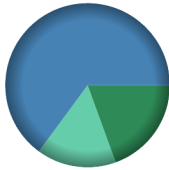



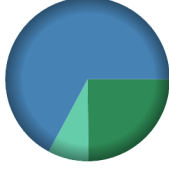
GCCF Program Statistics - Overall Summary

(as of October 6, 2010 5:05 PM ET)

County	Count	Claimant Type	Claims Paid	Amount Paid	Payments in County
SHARKEY (Mississippi)	1	<u>Claimant Type</u>	<u>Claims Paid</u>	<u>Amount Paid</u>	Payments in County  <ul style="list-style-type: none"> Resident
		Resident of County	1	\$4,800.00	
		Totals:	1	\$4,800.00	
SHELBY (Alabama)	163	<u>Claimant Type</u>	<u>Claims Paid</u>	<u>Amount Paid</u>	Payments in County  <ul style="list-style-type: none"> Resident Loss Both
		Resident of County	100	\$949,800.00	
		Resident and Loss in County	2	\$23,500.00	
		Claim Loss in County	1	\$28,800.00	
Totals:	103	\$1,002,100.00			
SIMPSON (Mississippi)	27	<u>Claimant Type</u>	<u>Claims Paid</u>	<u>Amount Paid</u>	Payments in County  <ul style="list-style-type: none"> Resident
		Resident of County	2	\$36,200.00	
		Totals:	2	\$36,200.00	
SMITH (Texas)	4	<u>Claimant Type</u>	<u>Claims Paid</u>	<u>Amount Paid</u>	Payments in County  <ul style="list-style-type: none"> Resident
		Resident of County	1	\$35,200.00	
		Totals:	1	\$35,200.00	
ST. BERNARD (Louisiana)	1,607	<u>Claimant Type</u>	<u>Claims Paid</u>	<u>Amount Paid</u>	Payments in County  <ul style="list-style-type: none"> Resident Loss Both
		Resident of County	152	\$2,458,300.00	
		Resident and Loss in County	549	\$17,190,300.00	
		Claim Loss in County	128	\$3,796,600.00	
Totals:	829	\$23,445,200.00			

GCCF Program Statistics - Overall Summary

(as of October 6, 2010 5:05 PM ET)

County	Total Claims	Claimant Type	Claims Paid	Amount Paid	Payments in County
ST. CHARLES (Louisiana)	715	<u>Claimant Type</u>	<u>Claims Paid</u>	<u>Amount Paid</u>	Payments in County  <ul style="list-style-type: none"> ■ Resident ■ Loss ■ Both
		Resident of County	83	\$1,230,400.00	
		Resident and Loss in County	153	\$4,105,600.00	
		Claim Loss in County	56	\$987,900.00	
Totals:	292	\$6,323,900.00			
St. Clair (Alabama)	35	<u>Claimant Type</u>	<u>Claims Paid</u>	<u>Amount Paid</u>	Payments in County  <ul style="list-style-type: none"> ■ Resident
		Resident of County	23	\$294,700.00	
		Totals:	23	\$294,700.00	
ST. HELENA (Louisiana)	13	<u>Claimant Type</u>	<u>Claims Paid</u>	<u>Amount Paid</u>	Payments in County  <ul style="list-style-type: none"> ■ Resident ■ Loss
		Resident of County	2	\$43,300.00	
		Claim Loss in County	1	\$25,000.00	
		Totals:	3	\$68,300.00	
ST. JAMES (Louisiana)	64	<u>Claimant Type</u>	<u>Claims Paid</u>	<u>Amount Paid</u>	Payments in County  <ul style="list-style-type: none"> ■ Resident ■ Both
		Resident of County	5	\$142,800.00	
		Resident and Loss in County	8	\$149,500.00	
		Totals:	13	\$292,300.00	
ST. JOHN THE BAPTIST (Louisiana)	399	<u>Claimant Type</u>	<u>Claims Paid</u>	<u>Amount Paid</u>	Payments in County  <ul style="list-style-type: none"> ■ Resident ■ Loss ■ Both
		Resident of County	35	\$377,900.00	
		Resident and Loss in County	29	\$1,022,500.00	
		Claim Loss in County	5	\$122,100.00	
		Totals:	69	\$1,522,500.00	

GCCF Program Statistics - Overall Summary

(as of October 6, 2010 5:05 PM ET)




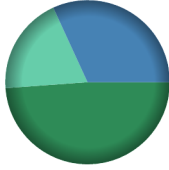
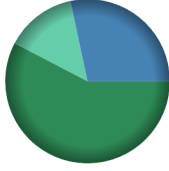
County	Total Claims	Claimant Type	Claims Paid	Amount Paid	Payments in County
St. Johns (Florida)	23	<u>Claimant Type</u>	<u>Claims Paid</u>	<u>Amount Paid</u>	<ul style="list-style-type: none"> Resident Both
		Resident of County	6	\$121,200.00	
		Resident and Loss in County	4	\$76,500.00	
		Totals:	10	\$197,700.00	
ST. LANDRY (Louisiana)	91	<u>Claimant Type</u>	<u>Claims Paid</u>	<u>Amount Paid</u>	<ul style="list-style-type: none"> Resident Loss Both
		Resident of County	11	\$288,100.00	
		Resident and Loss in County	11	\$359,100.00	
		Claim Loss in County	3	\$115,700.00	
Totals:	25	\$762,900.00			
St. Lucie (Florida)	15	<u>Claimant Type</u>	<u>Claims Paid</u>	<u>Amount Paid</u>	<ul style="list-style-type: none"> Resident Both
		Resident of County	3	\$66,500.00	
		Resident and Loss in County	1	\$60,000.00	
		Totals:	4	\$126,500.00	
ST. MARTIN (Louisiana)	321	<u>Claimant Type</u>	<u>Claims Paid</u>	<u>Amount Paid</u>	<ul style="list-style-type: none"> Resident Loss Both
		Resident of County	37	\$823,500.00	
		Resident and Loss in County	100	\$2,238,650.00	
		Claim Loss in County	6	\$77,100.00	
Totals:	143	\$3,139,250.00			
ST. MARY (Louisiana)	768	<u>Claimant Type</u>	<u>Claims Paid</u>	<u>Amount Paid</u>	<ul style="list-style-type: none"> Resident Loss Both
		Resident of County	74	\$1,810,400.00	
		Resident and Loss in County	270	\$6,550,500.00	
		Claim Loss in County	131	\$4,521,200.00	
Totals:	475	\$12,882,100.00			

GCCF Program Statistics - Overall Summary (as of October 6, 2010 5:05 PM ET)

County	Total Claims	Claimant Type	Claims Paid	Amount Paid	Payments in County
ST. TAMMANY (Louisiana)	1,955	<u>Claimant Type</u>	<u>Claims Paid</u>	<u>Amount Paid</u>	Payments in County <ul style="list-style-type: none"> ■ Resident ■ Loss ■ Both
		Resident of County	317	\$6,217,100.00	
		Resident and Loss in County	474	\$13,932,500.00	
		Claim Loss in County	112	\$2,454,065.00	
		Totals:	903	\$22,603,665.00	
STONE (Mississippi)	266	<u>Claimant Type</u>	<u>Claims Paid</u>	<u>Amount Paid</u>	Payments in County <ul style="list-style-type: none"> ■ Resident ■ Loss ■ Both
		Resident of County	46	\$796,400.00	
		Resident and Loss in County	12	\$609,900.00	
		Claim Loss in County	4	\$70,800.00	
		Totals:	62	\$1,477,100.00	
SUMTER (Alabama)	5	<u>Claimant Type</u>	<u>Claims Paid</u>	<u>Amount Paid</u>	Payments in County <ul style="list-style-type: none"> ■ Resident
		Resident of County	1	\$4,300.00	
		Totals:	1	\$4,300.00	
SUMTER (Florida)	8	<u>Claimant Type</u>	<u>Claims Paid</u>	<u>Amount Paid</u>	Payments in County <ul style="list-style-type: none"> ■ Resident
		Resident of County	4	\$58,200.00	
		Totals:	4	\$58,200.00	
SUNFLOWER (Mississippi)	6	<u>Claimant Type</u>	<u>Claims Paid</u>	<u>Amount Paid</u>	Payments in County <ul style="list-style-type: none"> ■ Resident
		Resident of County	2	\$22,600.00	
		Totals:	2	\$22,600.00	

GCCF Program Statistics - Overall Summary

(as of October 6, 2010 5:05 PM ET)


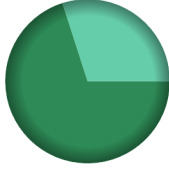



County	Total Claims	Claimant Type	Claims Paid	Amount Paid	Payments in County
SUWANNEE (Florida)	3	<u>Claimant Type</u>	<u>Claims Paid</u>	<u>Amount Paid</u>	Payments in County  Resident
		Resident of County	1	\$3,200.00	
		Totals:	1	\$3,200.00	
TALLADEGA (Alabama)	27	<u>Claimant Type</u>	<u>Claims Paid</u>	<u>Amount Paid</u>	Payments in County  Resident
		Resident of County	19	\$108,100.00	
		Totals:	19	\$108,100.00	
TALLAPOOSA (Alabama)	19	<u>Claimant Type</u>	<u>Claims Paid</u>	<u>Amount Paid</u>	Payments in County  Resident
		Resident of County	6	\$40,500.00	
		Totals:	6	\$40,500.00	
TANGIPAHOA (Louisiana)	426	<u>Claimant Type</u>	<u>Claims Paid</u>	<u>Amount Paid</u>	Payments in County  Resident Loss Both
		Resident of County	77	\$1,617,500.00	
		Resident and Loss in County	71	\$1,054,000.00	
		Claim Loss in County	19	\$638,700.00	
		Totals:	167	\$3,310,200.00	
TARRANT (Texas)	109	<u>Claimant Type</u>	<u>Claims Paid</u>	<u>Amount Paid</u>	Payments in County  Resident Loss Both
		Resident of County	36	\$714,400.00	
		Resident and Loss in County	4	\$351,100.00	
		Claim Loss in County	4	\$173,500.00	
		Totals:	44	\$1,239,000.00	

GCCF Program Statistics - Overall Summary

(as of October 6, 2010 5:05 PM ET)



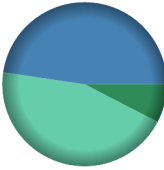


County	Total Claims	Claimant Type	Claims Paid	Amount Paid	Payments in County
TAYLOR (Florida)	47	<u>Claimant Type</u>	<u>Claims Paid</u>	<u>Amount Paid</u>	Payments in County
		Resident of County	6	\$99,000.00	
		Resident and Loss in County	23	\$561,200.00	
		Claim Loss in County	1	\$4,800.00	
Totals:	30	\$665,000.00			
TERREBONNE (Louisiana)	3,239	<u>Claimant Type</u>	<u>Claims Paid</u>	<u>Amount Paid</u>	Payments in County
		Resident of County	129	\$2,847,485.21	
		Resident and Loss in County	1,751	\$41,699,900.00	
		Claim Loss in County	292	\$6,505,000.00	
Totals:	2,172	\$51,052,385.21			
TISHOMINGO (Mississippi)	1	<u>Claimant Type</u>	<u>Claims Paid</u>	<u>Amount Paid</u>	Payments in County
		Resident of County	1	\$2,100.00	
Totals:	1	\$2,100.00			
TRAVIS (Texas)	41	<u>Claimant Type</u>	<u>Claims Paid</u>	<u>Amount Paid</u>	Payments in County
		Resident of County	10	\$121,400.00	
		Resident and Loss in County	1	\$15,000.00	
Totals:	11	\$136,400.00			
TUSCALOOSA (Alabama)	134	<u>Claimant Type</u>	<u>Claims Paid</u>	<u>Amount Paid</u>	Payments in County
		Resident of County	79	\$718,300.00	
		Resident and Loss in County	1	\$7,000.00	
		Claim Loss in County	2	\$49,000.00	
Totals:	82	\$774,300.00			

GCCF Program Statistics - Overall Summary (as of October 6, 2010 5:05 PM ET)

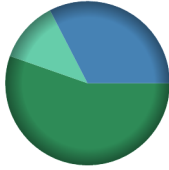


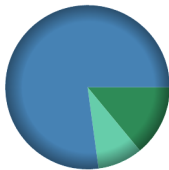
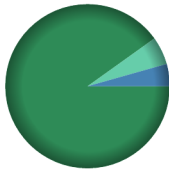
State	Count	Claimant Type	Claims Paid	Amount Paid	Payments in County
TYLER (Texas)	3				 Resident
		Resident of County	3	\$28,000.00	
		Totals:	3	\$28,000.00	
UNION (Louisiana)	7				 Resident Both
		Resident of County	2	\$95,500.00	
		Resident and Loss in County	1	\$40,800.00	
Totals:	3	\$136,300.00			
Unknown (Alabama)	64				 Resident
		Resident of County	30	\$1,088,700.00	
		Totals:	30	\$1,088,700.00	
Unknown (Florida)	55				 Resident
		Resident of County	22	\$603,700.00	
		Totals:	22	\$603,700.00	
Unknown (Louisiana)	110				 Resident
		Resident of County	36	\$830,400.00	
		Totals:	36	\$830,400.00	

GCCF Program Statistics - Overall Summary

(as of October 6, 2010 5:05 PM ET)

Unknown (Mississippi)	40	<u>Claimant Type</u>	<u>Claims Paid</u>	<u>Amount Paid</u>	Payments in County
		Resident of County	13	\$160,600.00	 <ul style="list-style-type: none"> Resident
		Totals:	13	\$160,600.00	
Unknown (Texas)	5	<u>Claimant Type</u>	<u>Claims Paid</u>	<u>Amount Paid</u>	Payments in County
		Resident of County	1	\$1,000.00	 <ul style="list-style-type: none"> Resident
		Totals:	1	\$1,000.00	
VERMILION (Louisiana)	931	<u>Claimant Type</u>	<u>Claims Paid</u>	<u>Amount Paid</u>	Payments in County
		Resident of County	89	\$1,757,600.00	 <ul style="list-style-type: none"> Resident Loss Both
		Resident and Loss in County	468	\$11,014,700.00	
		Claim Loss in County	152	\$10,337,500.00	
		Totals:	709	\$23,109,800.00	
VERNON (Louisiana)	10	<u>Claimant Type</u>	<u>Claims Paid</u>	<u>Amount Paid</u>	Payments in County
		Claim Loss in County	3	\$111,800.00	 <ul style="list-style-type: none"> Loss
		Totals:	3	\$111,800.00	
VICTORIA (Texas)	6	<u>Claimant Type</u>	<u>Claims Paid</u>	<u>Amount Paid</u>	Payments in County
		Resident of County	2	\$26,700.00	 <ul style="list-style-type: none"> Resident
		Totals:	2	\$26,700.00	

GCCF Program Statistics - Overall Summary (as of October 6, 2010 5:05 PM ET)






County	Total Claims	Claimant Type	Claims Paid	Amount Paid	Payments in County
VOLUSIA (Florida)	42	<u>Claimant Type</u>	<u>Claims Paid</u>	<u>Amount Paid</u>	 <ul style="list-style-type: none"> ■ Resident ■ Loss ■ Both
		Resident of County	3	\$156,500.00	
		Resident and Loss in County	2	\$92,000.00	
		Claim Loss in County	3	\$34,100.00	
Totals:	8	\$282,600.00			
W. BATON ROUGE (Louisiana)	14	<u>Claimant Type</u>	<u>Claims Paid</u>	<u>Amount Paid</u>	 <ul style="list-style-type: none"> ■ Loss ■ Both
		Resident and Loss in County	1	\$28,100.00	
		Claim Loss in County	1	\$3,700.00	
Totals:	2	\$31,800.00			
W. FELICIANA (Louisiana)	8	<u>Claimant Type</u>	<u>Claims Paid</u>	<u>Amount Paid</u>	 <ul style="list-style-type: none"> ■ Resident
		Resident of County	1	\$8,000.00	
Totals:	1	\$8,000.00			
WAKULLA (Florida)	406	<u>Claimant Type</u>	<u>Claims Paid</u>	<u>Amount Paid</u>	 <ul style="list-style-type: none"> ■ Resident ■ Loss ■ Both
		Resident of County	27	\$751,200.00	
		Resident and Loss in County	230	\$4,130,700.00	
		Claim Loss in County	22	\$472,700.00	
Totals:	279	\$5,354,600.00			
WALKER (Alabama)	24	<u>Claimant Type</u>	<u>Claims Paid</u>	<u>Amount Paid</u>	 <ul style="list-style-type: none"> ■ Resident ■ Loss ■ Both
		Resident of County	14	\$194,800.00	
		Resident and Loss in County	1	\$9,500.00	
		Claim Loss in County	2	\$11,900.00	
Totals:	17	\$216,200.00			

GCCF Program Statistics - Overall Summary (as of October 6, 2010 5:05 PM ET)

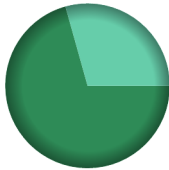



County	Total Claims	Claimant Type	Claims Paid	Amount Paid	Payments in County
WALTON (Florida)	4,876	<u>Claimant Type</u>	<u>Claims Paid</u>	<u>Amount Paid</u>	
		Resident of County	469	\$10,618,800.00	
		Resident and Loss in County	1,428	\$28,647,200.00	
		Claim Loss in County	1,205	\$14,013,600.00	
		Totals:	3,102	\$53,279,600.00	
WARREN (Mississippi)	12	<u>Claimant Type</u>	<u>Claims Paid</u>	<u>Amount Paid</u>	
		Resident of County	4	\$32,700.00	
		Totals:	4	\$32,700.00	
WASHINGTON (Alabama)	48	<u>Claimant Type</u>	<u>Claims Paid</u>	<u>Amount Paid</u>	
		Resident of County	11	\$115,200.00	
		Resident and Loss in County	1	\$15,000.00	
		Claim Loss in County	4	\$108,000.00	
		Totals:	16	\$238,200.00	
WASHINGTON (Florida)	231	<u>Claimant Type</u>	<u>Claims Paid</u>	<u>Amount Paid</u>	
		Resident of County	70	\$651,700.00	
		Resident and Loss in County	11	\$207,200.00	
		Claim Loss in County	4	\$33,700.00	
		Totals:	85	\$892,600.00	
WASHINGTON (Louisiana)	83	<u>Claimant Type</u>	<u>Claims Paid</u>	<u>Amount Paid</u>	
		Resident of County	14	\$405,800.00	
		Resident and Loss in County	10	\$533,400.00	
		Claim Loss in County	1	\$9,000.00	
		Totals:	25	\$948,200.00	

GCCF Program Statistics - Overall Summary

(as of October 6, 2010 5:05 PM ET)


County	Total Claims	Claimant Type	Claims Paid	Amount Paid	Payments in County
WASHINGTON (Mississippi)	6	<u>Claimant Type</u>	<u>Claims Paid</u>	<u>Amount Paid</u>	Payments in County  <ul style="list-style-type: none"> Resident
		Resident of County	2	\$2,000.00	
		Totals:	2	\$2,000.00	
WAYNE (Mississippi)	39	<u>Claimant Type</u>	<u>Claims Paid</u>	<u>Amount Paid</u>	Payments in County  <ul style="list-style-type: none"> Resident Both
		Resident of County	2	\$84,100.00	
		Resident and Loss in County	3	\$57,900.00	
Totals:	5	\$142,000.00			
WEBSTER (Louisiana)	7	<u>Claimant Type</u>	<u>Claims Paid</u>	<u>Amount Paid</u>	Payments in County  <ul style="list-style-type: none"> Resident
		Resident of County	1	\$91,000.00	
		Totals:	1	\$91,000.00	
WEBSTER (Mississippi)	2	<u>Claimant Type</u>	<u>Claims Paid</u>	<u>Amount Paid</u>	Payments in County  <ul style="list-style-type: none"> Resident
		Resident of County	1	\$3,000.00	
		Totals:	1	\$3,000.00	
WICHITA (Texas)	2	<u>Claimant Type</u>	<u>Claims Paid</u>	<u>Amount Paid</u>	Payments in County  <ul style="list-style-type: none"> Resident
		Resident of County	1	\$2,700.00	
		Totals:	1	\$2,700.00	

GCCF Program Statistics - Overall Summary (as of October 6, 2010 5:05 PM ET)

County	Total Claims	Claimant Type	Claims Paid	Amount Paid	Payments in County
WILCOX (Alabama)	16	<u>Claimant Type</u>	<u>Claims Paid</u>	<u>Amount Paid</u>	Payments in County  <ul style="list-style-type: none"> Resident Both
		Resident of County	10	\$150,300.00	
		Resident and Loss in County	2	\$62,400.00	
		Totals:	12	\$212,700.00	
WILKINSON (Mississippi)	1	<u>Claimant Type</u>	<u>Claims Paid</u>	<u>Amount Paid</u>	Payments in County  <ul style="list-style-type: none"> Resident
		Resident of County	1	\$8,400.00	
		Totals:	1	\$8,400.00	
WILLIAMSON (Texas)	10	<u>Claimant Type</u>	<u>Claims Paid</u>	<u>Amount Paid</u>	Payments in County  <ul style="list-style-type: none"> Resident
		Resident of County	4	\$54,700.00	
		Totals:	4	\$54,700.00	
WINSTON (Alabama)	11	<u>Claimant Type</u>	<u>Claims Paid</u>	<u>Amount Paid</u>	Payments in County  <ul style="list-style-type: none"> Resident
		Resident of County	4	\$85,200.00	
		Totals:	4	\$85,200.00	
WINSTON (Mississippi)	3	<u>Claimant Type</u>	<u>Claims Paid</u>	<u>Amount Paid</u>	Payments in County  <ul style="list-style-type: none"> Resident
		Resident of County	1	\$7,400.00	
		Totals:	1	\$7,400.00	

GCCF Program Statistics - Overall Summary

(as of October 6, 2010 5:05 PM ET)

YAZOO (Mississippi)	2	<u>Claimant Type</u>	<u>Claims Paid</u>	<u>Amount Paid</u>	Payments in County
		Resident of County	1	\$3,300.00	
Totals:			1	\$3,300.00	