

GCCCF Program Statistics - Overall Summary

(as of October 05, 2010, 5:05 PM ET)

Claimant Status	No. of Claimants
TOTAL GCCCF Claimants to Date <i>(Claimants may have one or more Claim Type)</i>	110,514
1. Claimants Paid and Approved for Payment	51,243
2. Claimants Requiring Additional Information or Documentation	40,477
3. Claimants Referred to Government, Moratorium and Real Estate funds	1,576
4. Denied Claimants	116
5. Claimants Under Review (Emergency Advance Payment)	13,495
6. Claimants Under Review (for Final Claim only)	3,607

Claimants <i>(Claimants may have one or more Claim Type)</i>	No. of Claimants
1. Individual*	79,906
2. Business*	30,608
<i>*Individual v. Business classification is subject to change.</i>	
Total to Date	110,514

Claims by Emergency Or Final Payment	No. of Claims Paid or Approved for Payment	No. of Claims Paid	Amount Paid
1. Emergency Advance Payment	52,484	51,437	\$ 1,016,975,914.71
2. Final Claim*		0	\$ -
<i>*Review underway to determine whether claimant intended to file Final Claim.</i>			
Sub-Total to Date	52,484	51,437	\$ 1,016,975,914.71

Separate Fund for Real Estate Brokers and Agents			\$ 34,500,000.00
Total to Date			\$ 1,051,475,914.71

Claims by Category <i>(includes Individual and Business)</i>	No. of Claims Paid	Amount Paid
1. Removal and Clean Up Costs	0	\$ -
2. Real or Personal Property	12	\$ 54,663.38
3. Lost Earnings or Profits	51,417	\$ 1,016,907,514.83
4. Loss of Subsistence Use of Natural Resources	5	\$ 13,000.00
5. Physical Injury / Death	3	\$ 736.50
Total to Date	51,437	\$ 1,016,975,914.71

Claims by Type	No. of Claims Paid where Claimant Participated in BP Claims Process	No. of Claims Paid for new Claimants	Total Amount Paid
1. Individual	19,371	11,917	\$ 370,911,638.71
2. Business	17,454	2,695	\$ 646,064,276.00
Total to Date	36,825	14,612	\$ 1,016,975,914.71

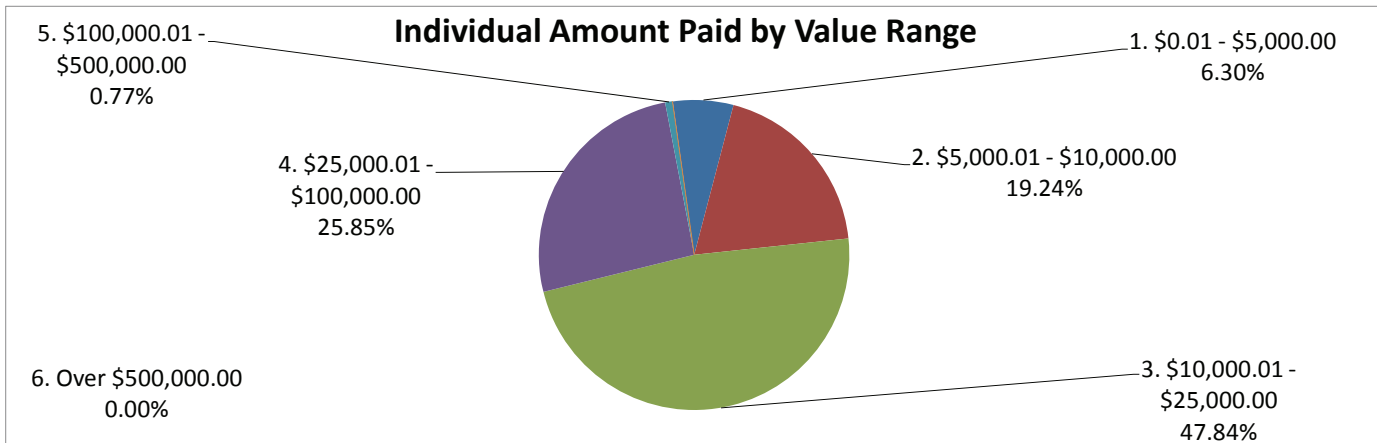
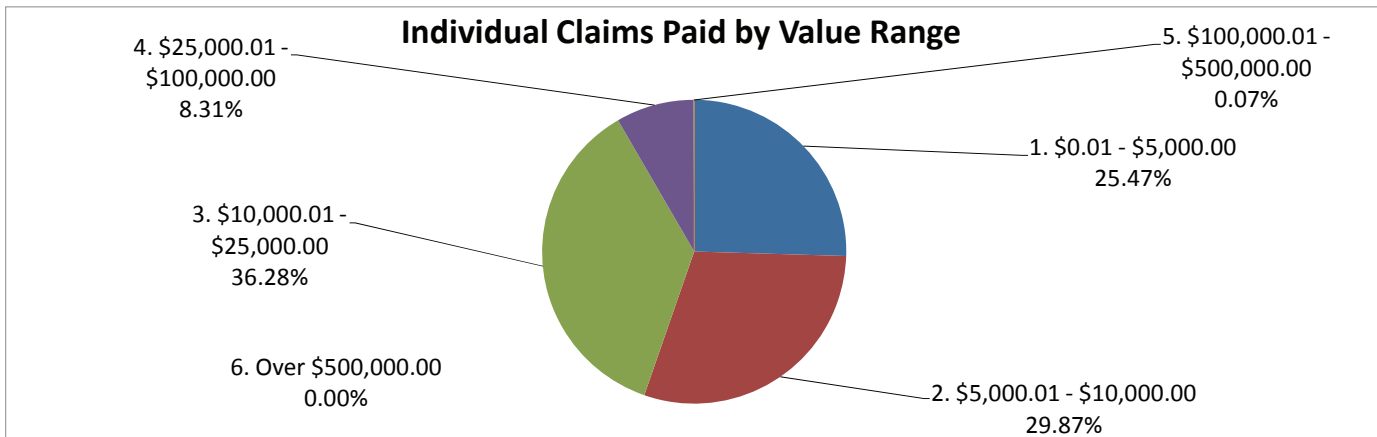
GCCF Program Statistics - Overall Summary

(as of October 05, 2010, 5:05 PM ET)

Individual Claims by Amount

(Claimants may have more than one Claim Type)

Claims by Amount	No. of Claims Paid	Amount Paid
1. \$0.01 - \$5,000.00	7969	\$ 23,355,910.33
2. \$5,000.01 - \$10,000.00	9347	\$ 71,378,100.00
3. \$10,000.01 - \$25,000.00	11351	\$ 177,431,165.00
4. \$25,000.01 - \$100,000.00	2599	\$ 95,890,063.38
5. \$100,000.01 - \$500,000.00	22	\$ 2,856,400.00
6. Over \$500,000.00	0	\$ -
Total to Date	31,288	\$ 370,911,638.71

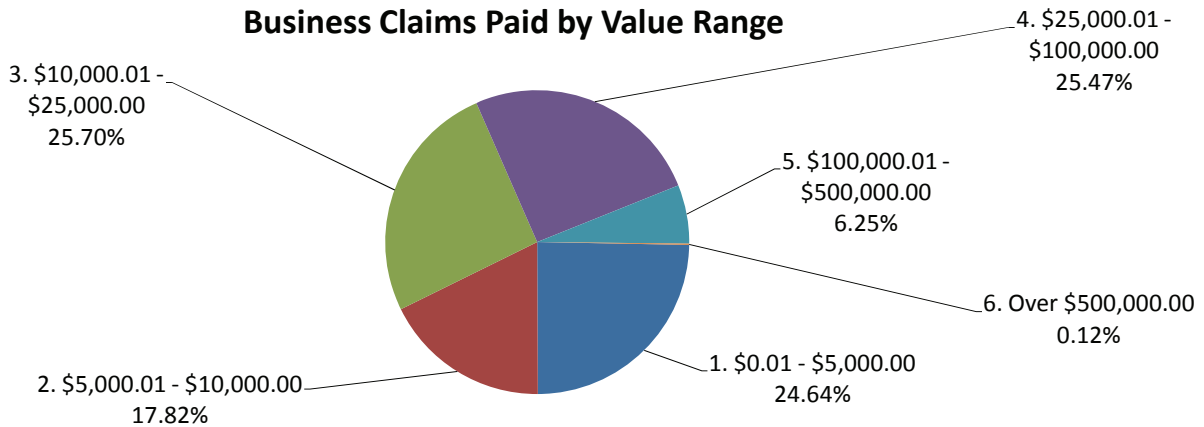


GCCF Program Statistics - Overall Summary
(as of October 05, 2010, 5:05 PM ET)

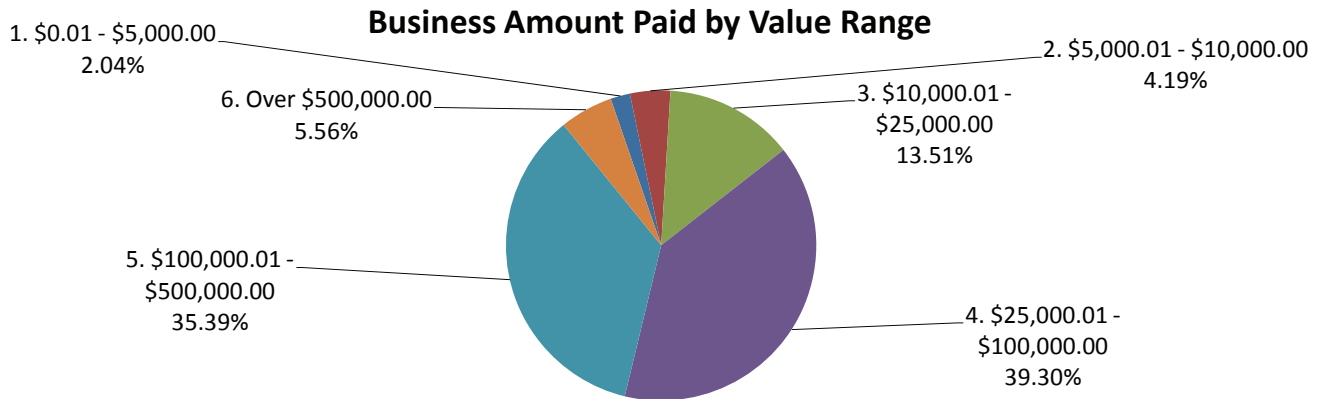
Business Claims by Amount
(Claimants may have more than one Claim Type)

Claims by Amount	No. of Claims Paid	Amount Paid
1. \$0.01 - \$5,000.00	4965	\$ 13,189,900.00
2. \$5,000.01 - \$10,000.00	3591	\$ 27,086,000.00
3. \$10,000.01 - \$25,000.00	5178	\$ 87,254,800.00
4. \$25,000.01 - \$100,000.00	5132	\$ 253,922,000.00
5. \$100,000.01 - \$500,000.00	1259	\$ 228,665,800.00
6. Over \$500,000.00	24	\$ 35,945,776.00
Total to Date	20,149	\$ 646,064,276.00

Business Claims Paid by Value Range



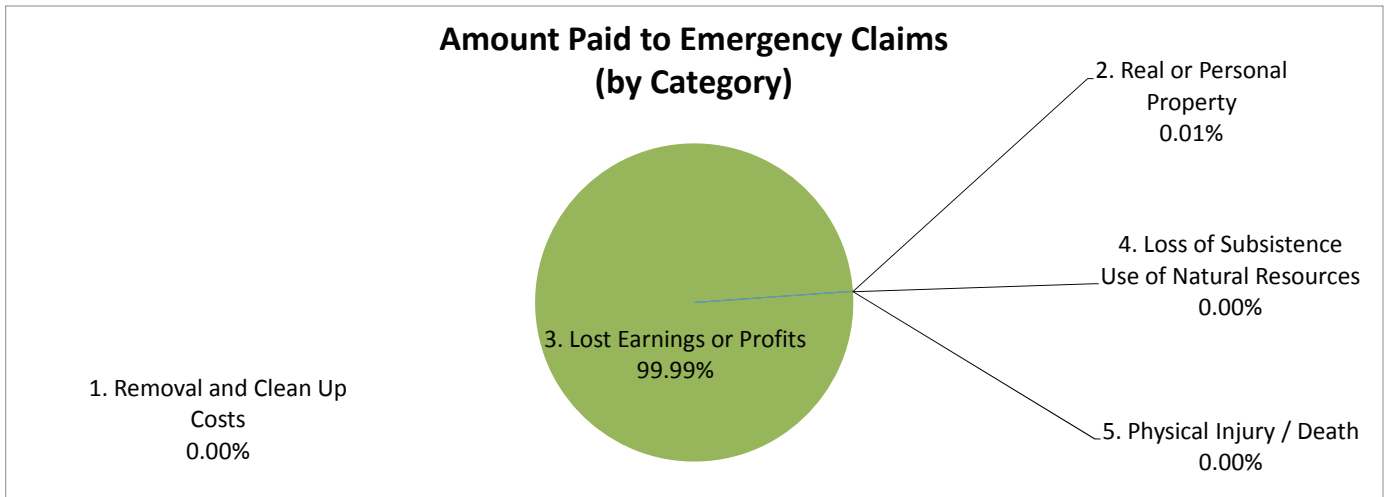
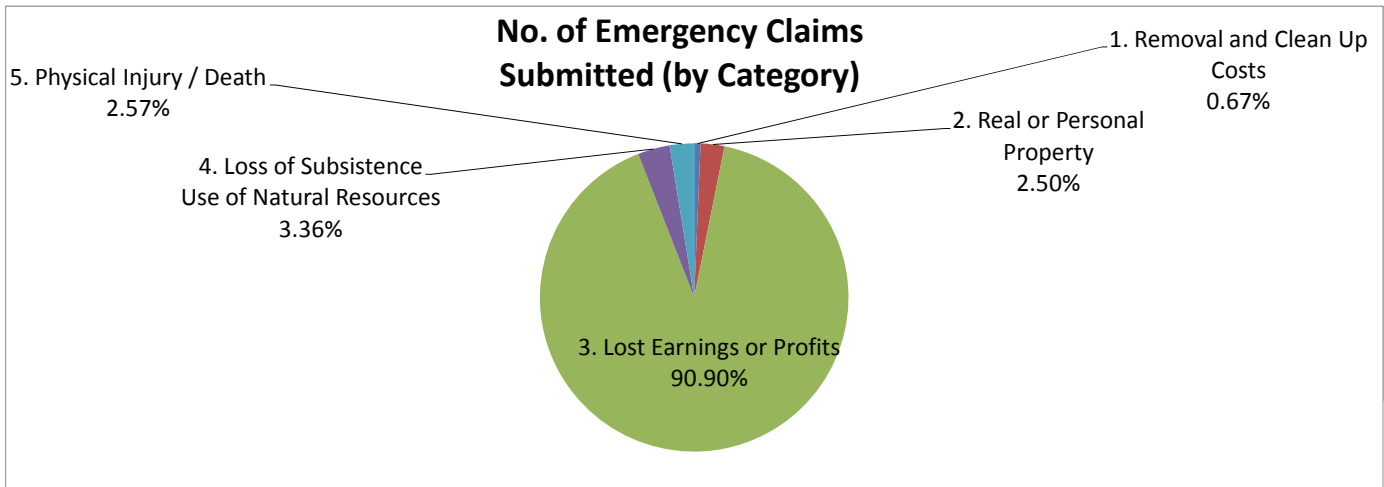
Business Amount Paid by Value Range



GCCF Program Statistics - Overall Summary
(as of October 05, 2010, 5:05 PM ET)

Emergency Advance Claim Counts by Category
(Claimants may have more than one Claim Type)

Claims for Emergency Advance Payment	Claims Submitted	No. of Claims Paid	Amount Paid
1. Removal and Clean Up Costs	767	0	\$ -
2. Real or Personal Property	2,866	12	\$ 54,663.38
3. Lost Earnings or Profits	104,075	51,417	\$ 1,016,907,514.83
4. Loss of Subsistence Use of Natural Resources	3,845	5	\$ 13,000.00
5. Physical Injury / Death	2,944	3	\$ 736.50
Total to Date	114,497	51,437	\$ 1,016,975,914.71




GCCCF Program Statistics - Overall Summary

(as of October 05, 2010, 5:05 PM ET)

Final Payment Claim Counts by Category

(Claimants may have more than one Claim Type)

Claims Seeking Final Payment	Claims Submitted	No. of Claims Paid	Amount Paid
1. Removal and Clean Up Costs	303	0	\$ -
2. Real or Personal Property	993	0	\$ -
3. Lost Earnings or Profits	3,088	0	\$ -
4. Loss of Subsistence Use of Natural Resources	538	0	\$ -
5. Physical Injury / Death	261	0	\$ -
Total to Date	5,183	0	\$ -



Amount Paid to Final Claims (by Category)

No data to chart yet

GCCF Program Statistics - Overall Summary

(as of October 05, 2010, 5:05 PM ET)

Claims by Category and Amount

(Claimants may have more than one Claim Type)

Claims by Category and Amount	No. of Claims Paid	Amount Paid
1. Removal and Clean Up Costs		
a. \$0.01 - \$5,000.00	0	\$ -
b. \$5,000.01 - \$10,000.00	0	\$ -
c. \$10,000.01 - \$25,000.00	0	\$ -
d. \$25,000.01 - \$100,000.00	0	\$ -
e. \$100,000.01 - \$500,000.00	0	\$ -
f. Over \$500,000.00	0	\$ -
Sub-Total to Date	0	\$ -
2. Real or Personal Property		
a. \$0.01 - \$5,000.00	8	\$ 5,500.00
b. \$5,000.01 - \$10,000.00	3	\$ 22,600.00
c. \$10,000.01 - \$25,000.00	0	\$ -
d. \$25,000.01 - \$100,000.00	1	\$ 26,563.38
e. \$100,000.01 - \$500,000.00	0	\$ -
f. Over \$500,000.00	0	\$ -
Sub-Total to Date	12	\$ 54,663.38
3. Lost Earnings or Profits		
a. \$0.01 - \$5,000.00	12,918	\$ 36,526,573.83
b. \$5,000.01 - \$10,000.00	12,935	\$ 98,441,500.00
c. \$10,000.01 - \$25,000.00	16,529	\$ 264,685,965.00
d. \$25,000.01 - \$100,000.00	7,730	\$ 349,785,500.00
e. \$100,000.01 - \$500,000.00	1,281	\$ 231,522,200.00
f. Over \$500,000.00	24	\$ 35,945,776.00
Sub-Total to Date	51,417	\$ 1,016,907,514.83

GCCF Program Statistics - Overall Summary (as of October 05, 2010, 5:05 PM ET)

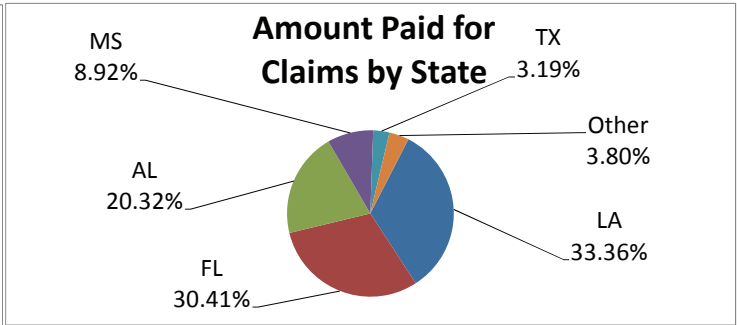
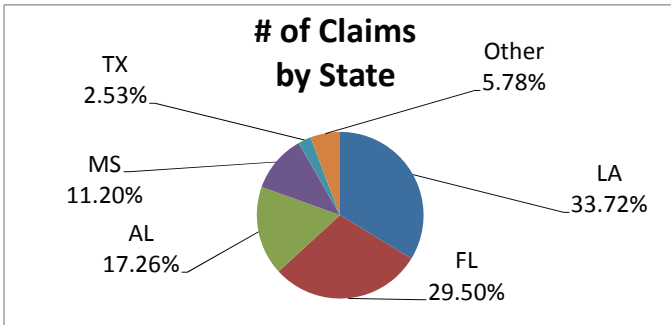
Claims by Category and Amount (Claimants may have more than one Claim Type)

Claims by Category and Amount	No. of Claims Paid	Amount Paid
4. Loss of Subsistence Use of Natural Resources		
a. \$0.01 - \$5,000.00	5	\$ 13,000.00
b. \$5,000.01 - \$10,000.00	0	\$ -
c. \$10,000.01 - \$25,000.00	0	\$ -
d. \$25,000.01 - \$100,000.00	0	\$ -
e. \$100,000.01 - \$500,000.00	0	\$ -
f. Over \$500,000.00	0	\$ -
Sub-Total to Date	5	\$ 13,000.00
5. Physical Injury / Death		
a. \$0.01 - \$5,000.00	3	\$ 736.50
b. \$5,000.01 - \$10,000.00	0	\$ -
c. \$10,000.01 - \$25,000.00	0	\$ -
d. \$25,000.01 - \$100,000.00	0	\$ -
e. \$100,000.01 - \$500,000.00	0	\$ -
f. Over \$500,000.00	0	\$ -
Sub-Total to Date	3	\$ 736.50
6. Other Claims		
a. \$0.01 - \$5,000.00	0	\$ -
b. \$5,000.01 - \$10,000.00	0	\$ -
c. \$10,000.01 - \$25,000.00	0	\$ -
d. \$25,000.01 - \$100,000.00	0	\$ -
e. \$100,000.01 - \$500,000.00	0	\$ -
f. Over \$500,000.00	0	\$ -
Sub-Total to Date	0	\$ -
Total to Date	51,437	\$ 1,016,975,914.71

GCCF Program Statistics - Overall Summary
(as of October 05, 2010, 5:05 PM ET)

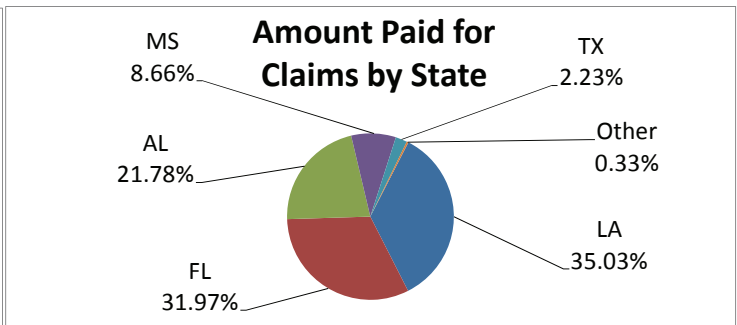
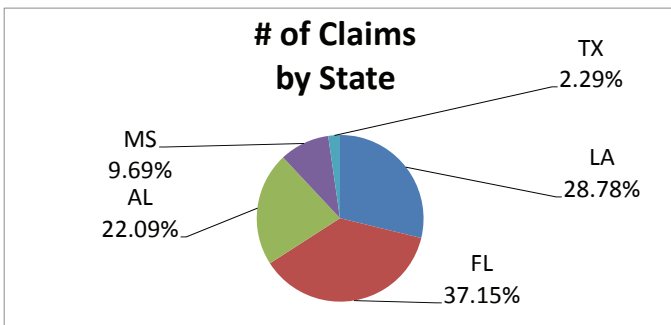
Claims by State of Residence
(Claimants may have more than one Claim Type)

Claim State of Residence	Claims Submitted	No. of Claims Paid	Amount Paid
Louisiana	40,362	14,372	\$ 339,229,915.53
Florida	35,311	17,429	\$ 309,214,576.00
Alabama	20,658	10,865	\$ 206,686,028.32
Mississippi	13,408	4,344	\$ 90,748,394.86
Texas	3,027	1,304	\$ 32,477,600.00
Others	6,914	3,123	\$ 38,619,400.00
Total to Date	119,680	51,437	\$ 1,016,975,914.71



Claims by State of Loss
(Claimants may have more than one Claim Type)

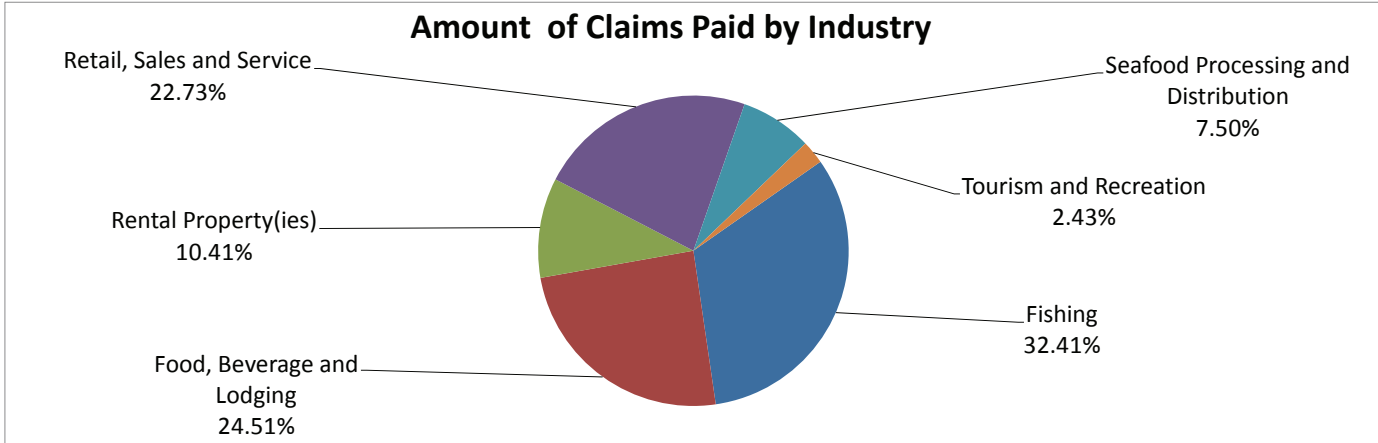
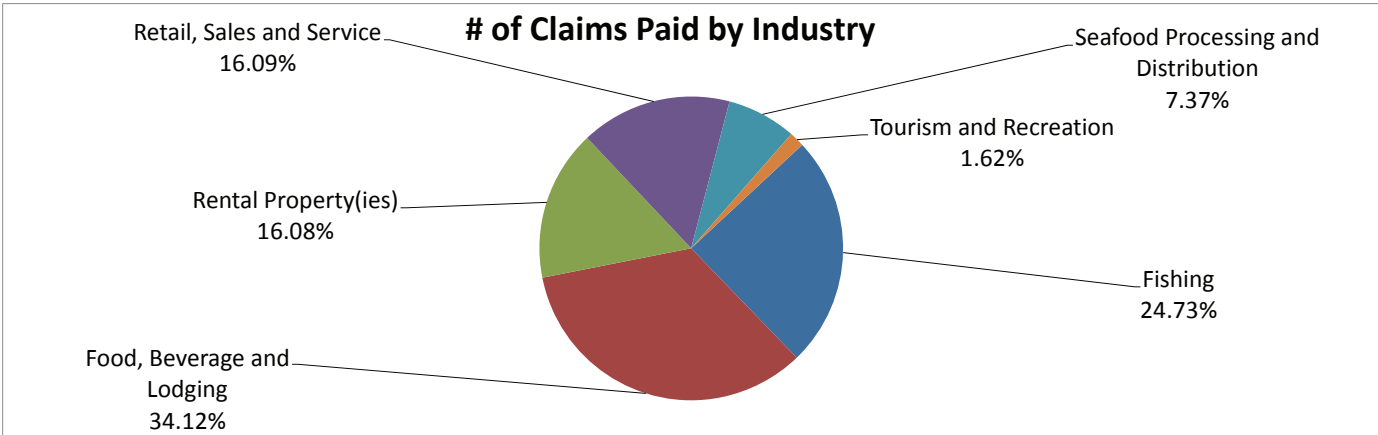
Claim State of Loss	Claims Submitted	No. of Claims Paid	Amount Paid
Louisiana	21,325	14,457	\$ 356,235,180.53
Florida	27,528	19,546	\$ 325,133,776.00
Alabama	16,370	12,205	\$ 221,486,599.94
Mississippi	7,183	4,134	\$ 88,091,458.36
Texas	1,698	944	\$ 22,676,300.00
Other State / Pending Location Verification		151	\$ 3,352,599.88
Total to Date		51,437	\$ 1,016,975,914.71



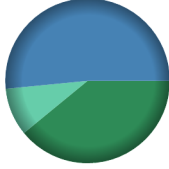
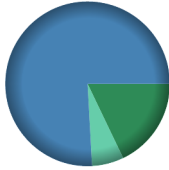



GCCF Program Statistics - Overall Summary
 (as of October 05, 2010, 5:05 PM ET)

Lost Earnings or Profits Claims Paid by Industry
 (Claimants may have more than one Claim Type)

Claims by Amount	No. of Claims Paid	Amount Paid
Fishing	12713	\$ 329,616,400.00
Food, Beverage and Lodging	17545	\$ 249,273,899.94
Rental Property(ies)	8266	\$ 105,835,876.00
Retail, Sales and Service	8271	\$ 231,153,580.32
Seafood Processing and Distribution	3790	\$ 76,281,958.57
Tourism and Recreation	832	\$ 24,745,800.00
Total to Date	51,417	\$ 1,016,907,514.83


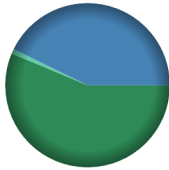
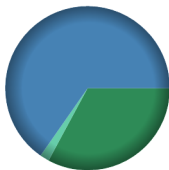



GCCF Program Statistics - Overall Summary (as of October 5, 2010 5:05 PM ET)

County Name	Residents	Claimant Type	Claims Paid	Amount Paid	Payments in County
ACADIA (Louisiana)	65	<u>Claimant Type</u>	<u>Claims Paid</u>	<u>Amount Paid</u>	Payments in County  <ul style="list-style-type: none"> ■ Resident ■ Loss ■ Both
		Resident of County	9	\$220,300.00	
		Resident and Loss in County	7	\$290,600.00	
		Claim Loss in County	3	\$52,900.00	
		Totals:	19	\$563,800.00	
ALACHUA (Florida)	31	<u>Claimant Type</u>	<u>Claims Paid</u>	<u>Amount Paid</u>	Payments in County  <ul style="list-style-type: none"> ■ Resident ■ Loss ■ Both
		Resident of County	8	\$34,300.00	
		Resident and Loss in County	5	\$145,600.00	
		Claim Loss in County	1	\$12,000.00	
		Totals:	14	\$191,900.00	
ALLEN (Louisiana)	10	<u>Claimant Type</u>	<u>Claims Paid</u>	<u>Amount Paid</u>	Payments in County  <ul style="list-style-type: none"> ■ Resident ■ Loss
		Resident of County	1	\$30,000.00	
		Claim Loss in County	2	\$37,000.00	
		Totals:	3	\$67,000.00	
AMITE (Mississippi)	8	<u>Claimant Type</u>	<u>Claims Paid</u>	<u>Amount Paid</u>	Payments in County  <ul style="list-style-type: none"> ■ Resident
		Resident of County	1	\$22,100.00	
		Totals:	1	\$22,100.00	
ANDERSON (Texas)	1	<u>Claimant Type</u>	<u>Claims Paid</u>	<u>Amount Paid</u>	Payments in County  <ul style="list-style-type: none"> ■ Resident
		Resident of County	1	\$3,300.00	
		Totals:	1	\$3,300.00	

GCCF Program Statistics - Overall Summary

(as of October 5, 2010 5:05 PM ET)

County	Total Claims	Claimant Type	Claims Paid	Amount Paid	Payments in County
ANGELINA (Texas)	7	<u>Claimant Type</u>	<u>Claims Paid</u>	<u>Amount Paid</u>	Payments in County  Resident
		Resident of County	1	\$6,500.00	
		Totals:	1	\$6,500.00	
		ARANSAS (Texas)	20	<u>Claimant Type</u>	
Resident and Loss in County	3			\$93,300.00	
Claim Loss in County	2			\$13,600.00	
Totals:	5			\$106,900.00	
ASCENSION (Louisiana)	129	<u>Claimant Type</u>	<u>Claims Paid</u>	<u>Amount Paid</u>	Payments in County  Resident Loss Both
		Resident of County	29	\$366,500.00	
		Resident and Loss in County	9	\$278,100.00	
		Claim Loss in County	1	\$6,100.00	
Totals:	39	\$650,700.00			
ASSUMPTION (Louisiana)	74	<u>Claimant Type</u>	<u>Claims Paid</u>	<u>Amount Paid</u>	Payments in County  Resident Loss Both
		Resident of County	15	\$345,500.00	
		Resident and Loss in County	27	\$686,800.00	
		Claim Loss in County	3	\$19,100.00	
Totals:	45	\$1,051,400.00			
AUTAUGA (Alabama)	16	<u>Claimant Type</u>	<u>Claims Paid</u>	<u>Amount Paid</u>	Payments in County  Resident
		Resident of County	5	\$54,400.00	
		Totals:	5	\$54,400.00	






GCCF Program Statistics - Overall Summary

(as of October 5, 2010 5:05 PM ET)

County	Total Claims	Claimant Type	Claims Paid	Amount Paid	Payments in County
AVOYELLES (Louisiana)	46				
		Resident of County	11	\$122,100.00	
		Resident and Loss in County	9	\$331,300.00	
		Totals:	20	\$453,400.00	
BALDWIN (Alabama)	13,166				
		Resident of County	263	\$4,518,263.38	
		Resident and Loss in County	5,743	\$122,832,999.94	
		Claim Loss in County	2,903	\$32,017,100.00	
Totals:	8,909	\$159,368,363.32			
BARBOUR (Alabama)	8				
		Resident of County	1	\$19,400.00	
		Resident and Loss in County	1	\$76,400.00	
		Totals:	2	\$95,800.00	
BAY (Florida)	8,879				
		Resident of County	228	\$3,265,500.00	
		Resident and Loss in County	3,770	\$61,362,076.00	
		Claim Loss in County	799	\$8,361,800.00	
Totals:	4,797	\$72,989,376.00			
BEAUREGARD (Louisiana)	15				
		Resident of County	1	\$53,900.00	
		Resident and Loss in County	4	\$81,800.00	
		Totals:	5	\$135,700.00	

GCCF Program Statistics - Overall Summary

(as of October 5, 2010 5:05 PM ET)



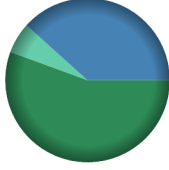


County	Total Claims	Claimant Type	Claims Paid	Amount Paid	Payments in County
BEXAR (Texas)	26	<u>Claimant Type</u>	<u>Claims Paid</u>	<u>Amount Paid</u>	Payments in County  Resident Both
		Resident of County	9	\$124,800.00	
		Resident and Loss in County	2	\$182,000.00	
		Totals:	11	\$306,800.00	
BIBB (Alabama)	4	<u>Claimant Type</u>	<u>Claims Paid</u>	<u>Amount Paid</u>	Payments in County  Resident
		Resident of County	2	\$3,300.00	
		Totals:	2	\$3,300.00	
BLOUNT (Alabama)	4	<u>Claimant Type</u>	<u>Claims Paid</u>	<u>Amount Paid</u>	Payments in County  Resident
		Resident of County	3	\$12,400.00	
		Totals:	3	\$12,400.00	
BOSSIER (Louisiana)	17	<u>Claimant Type</u>	<u>Claims Paid</u>	<u>Amount Paid</u>	Payments in County  Resident
		Resident of County	4	\$30,300.00	
		Totals:	4	\$30,300.00	
BOWIE (Texas)	2	<u>Claimant Type</u>	<u>Claims Paid</u>	<u>Amount Paid</u>	Payments in County  Resident
		Resident of County	1	\$2,600.00	
		Totals:	1	\$2,600.00	

GCCF Program Statistics - Overall Summary

(as of October 5, 2010 5:05 PM ET)


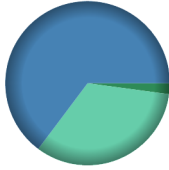
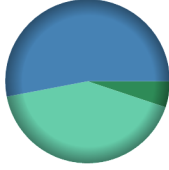


County	Total Claims	Claimant Type	Claims Paid	Amount Paid	Payments in County
BRAZORIA (Texas)	85		<u>Claims Paid</u>	<u>Amount Paid</u>	<ul style="list-style-type: none"> ■ Resident ■ Loss ■ Both
		Resident of County	9	\$252,100.00	
		Resident and Loss in County	17	\$757,800.00	
		Claim Loss in County	23	\$339,500.00	
		Totals:	49	\$1,349,400.00	
BRAZOS (Texas)	4		<u>Claims Paid</u>	<u>Amount Paid</u>	<ul style="list-style-type: none"> ■ Resident
		Resident of County	1	\$11,400.00	
		Totals:	1	\$11,400.00	
BREVARD (Florida)	63		<u>Claims Paid</u>	<u>Amount Paid</u>	<ul style="list-style-type: none"> ■ Resident ■ Loss ■ Both
		Resident of County	7	\$126,500.00	
		Resident and Loss in County	3	\$78,100.00	
		Claim Loss in County	1	\$20,300.00	
		Totals:	11	\$224,900.00	
BROWARD (Florida)	129		<u>Claims Paid</u>	<u>Amount Paid</u>	<ul style="list-style-type: none"> ■ Resident ■ Loss ■ Both
		Resident of County	14	\$226,900.00	
		Resident and Loss in County	5	\$350,000.00	
		Claim Loss in County	7	\$149,100.00	
		Totals:	26	\$726,000.00	
BULLOCK (Alabama)	2		<u>Claims Paid</u>	<u>Amount Paid</u>	<ul style="list-style-type: none"> ■ Resident
		Resident of County	1	\$16,000.00	
		Totals:	1	\$16,000.00	

GCCF Program Statistics - Overall Summary (as of October 5, 2010 5:05 PM ET)

County	Total Claims	Claimant Type	Claims Paid	Amount Paid	Payments in County
BUTLER (Alabama)	8	<u>Claimant Type</u>	<u>Claims Paid</u>	<u>Amount Paid</u>	Payments in County  <ul style="list-style-type: none"> ■ Resident ■ Loss ■ Both
		Resident of County	2	\$8,600.00	
		Resident and Loss in County	1	\$5,400.00	
		Claim Loss in County	2	\$244,200.00	
Totals:	5	\$258,200.00			
CADDO (Louisiana)	37	<u>Claimant Type</u>	<u>Claims Paid</u>	<u>Amount Paid</u>	Payments in County  <ul style="list-style-type: none"> ■ Resident
		Resident of County	10	\$96,300.00	
		Totals:	10	\$96,300.00	
CALCASIEU (Louisiana)	401	<u>Claimant Type</u>	<u>Claims Paid</u>	<u>Amount Paid</u>	Payments in County  <ul style="list-style-type: none"> ■ Resident ■ Loss ■ Both
		Resident of County	91	\$2,343,500.00	
		Resident and Loss in County	77	\$1,615,000.00	
		Claim Loss in County	17	\$256,100.00	
Totals:	185	\$4,214,600.00			
CALDWELL (Louisiana)	5	<u>Claimant Type</u>	<u>Claims Paid</u>	<u>Amount Paid</u>	Payments in County  <ul style="list-style-type: none"> ■ Resident
		Resident of County	1	\$5,000.00	
		Totals:	1	\$5,000.00	
CALHOUN (Alabama)	34	<u>Claimant Type</u>	<u>Claims Paid</u>	<u>Amount Paid</u>	Payments in County  <ul style="list-style-type: none"> ■ Resident
		Resident of County	13	\$149,600.00	
		Totals:	13	\$149,600.00	

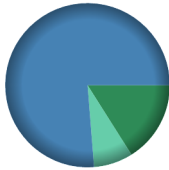




GCCF Program Statistics - Overall Summary

(as of October 5, 2010 5:05 PM ET)

County	Total Claims	Claimant Type	Claims Paid	Amount Paid	Payments in County
CALHOUN (Florida)	32	Resident of County	12	\$146,400.00	 <ul style="list-style-type: none"> ■ Resident ■ Loss ■ Both
		Resident and Loss in County	1	\$6,000.00	
		Claim Loss in County	1	\$4,200.00	
		Totals:	14	\$156,600.00	
CALHOUN (Texas)	50	Resident of County	3	\$12,000.00	 <ul style="list-style-type: none"> ■ Resident ■ Loss ■ Both
		Resident and Loss in County	3	\$364,700.00	
		Claim Loss in County	16	\$186,400.00	
		Totals:	22	\$563,100.00	
CAMERON (Louisiana)	275	Resident of County	15	\$237,400.00	 <ul style="list-style-type: none"> ■ Resident ■ Loss ■ Both
		Resident and Loss in County	114	\$2,450,900.00	
		Claim Loss in County	67	\$1,935,900.00	
		Totals:	196	\$4,624,200.00	
CAMERON (Texas)	76	Resident of County	9	\$222,200.00	 <ul style="list-style-type: none"> ■ Resident ■ Both
		Resident and Loss in County	17	\$263,200.00	
		Totals:	26	\$485,400.00	
CHAMBERS (Alabama)	3	Resident of County	2	\$27,000.00	 <ul style="list-style-type: none"> ■ Resident
		Totals:	2	\$27,000.00	



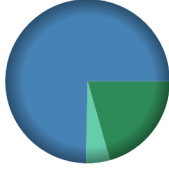


GCCF Program Statistics - Overall Summary

(as of October 5, 2010 5:05 PM ET)

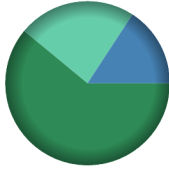




CHAMBERS (Texas)	37	<u>Claimant Type</u>	<u>Claims Paid</u>	<u>Amount Paid</u>	Payments in County  Resident Loss Both
		Resident of County	3	\$96,000.00	
		Resident and Loss in County	12	\$456,400.00	
		Claim Loss in County	2	\$46,100.00	
		Totals:	17	\$598,500.00	
CHARLOTTE (Florida)	50	<u>Claimant Type</u>	<u>Claims Paid</u>	<u>Amount Paid</u>	Payments in County  Loss Both
		Resident and Loss in County	8	\$341,600.00	
		Claim Loss in County	1	\$4,600.00	
		Totals:	9	\$346,200.00	
CHEROKEE (Alabama)	3	<u>Claimant Type</u>	<u>Claims Paid</u>	<u>Amount Paid</u>	Payments in County  Resident
		Resident of County	3	\$25,900.00	
		Totals:	3	\$25,900.00	
CHEROKEE (Texas)	2	<u>Claimant Type</u>	<u>Claims Paid</u>	<u>Amount Paid</u>	Payments in County  Resident
		Resident of County	1	\$1,700.00	
		Totals:	1	\$1,700.00	
CHICKASAW (Mississippi)	1	<u>Claimant Type</u>	<u>Claims Paid</u>	<u>Amount Paid</u>	Payments in County  Resident
		Resident of County	1	\$6,000.00	
		Totals:	1	\$6,000.00	

GCCF Program Statistics - Overall Summary

(as of October 5, 2010 5:05 PM ET)




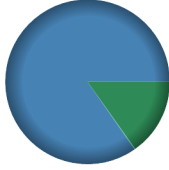
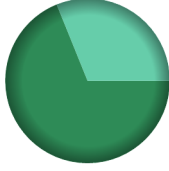
County	Total Claims	Claimant Type	Claims Paid	Amount Paid	Payments in County
CHILTON (Alabama)	14	<u>Claimant Type</u>	<u>Claims Paid</u>	<u>Amount Paid</u>	Payments in County 
		Resident of County	3	\$24,300.00	
		Resident and Loss in County	1	\$19,000.00	
		Totals:	4	\$43,300.00	
CHOCTAW (Alabama)	12	<u>Claimant Type</u>	<u>Claims Paid</u>	<u>Amount Paid</u>	Payments in County 
		Resident of County	3	\$12,800.00	
		Resident and Loss in County	1	\$68,400.00	
		Totals:	4	\$81,200.00	
CITRUS (Florida)	167	<u>Claimant Type</u>	<u>Claims Paid</u>	<u>Amount Paid</u>	Payments in County 
		Resident of County	19	\$315,600.00	
		Resident and Loss in County	64	\$1,143,800.00	
		Claim Loss in County	7	\$72,500.00	
		Totals:	90	\$1,531,900.00	
CLAIBORNE (Louisiana)	1	<u>Claimant Type</u>	<u>Claims Paid</u>	<u>Amount Paid</u>	Payments in County 
		Claim Loss in County	1	\$80,400.00	
		Totals:	1	\$80,400.00	
CLAIBORNE (Mississippi)	5	<u>Claimant Type</u>	<u>Claims Paid</u>	<u>Amount Paid</u>	Payments in County 
		Resident of County	1	\$17,600.00	
		Totals:	1	\$17,600.00	

GCCF Program Statistics - Overall Summary (as of October 5, 2010 5:05 PM ET)

County	Count	Claimant Type	Claims Paid	Amount Paid	Payments in County
CLARKE (Alabama)	81	<u>Claimant Type</u>	<u>Claims Paid</u>	<u>Amount Paid</u>	Payments in County  <ul style="list-style-type: none"> ■ Resident ■ Loss ■ Both
		Resident of County	20	\$124,700.00	
		Resident and Loss in County	3	\$32,300.00	
		Claim Loss in County	3	\$47,400.00	
Totals:	26	\$204,400.00			
CLARKE (Mississippi)	12	<u>Claimant Type</u>	<u>Claims Paid</u>	<u>Amount Paid</u>	Payments in County  <ul style="list-style-type: none"> ■ Resident
		Resident of County	4	\$112,900.00	
		Totals:	4	\$112,900.00	
CLAY (Alabama)	5	<u>Claimant Type</u>	<u>Claims Paid</u>	<u>Amount Paid</u>	Payments in County  <ul style="list-style-type: none"> ■ Resident
		Resident of County	3	\$22,700.00	
		Totals:	3	\$22,700.00	
CLAY (Florida)	15	<u>Claimant Type</u>	<u>Claims Paid</u>	<u>Amount Paid</u>	Payments in County  <ul style="list-style-type: none"> ■ Resident ■ Both
		Resident of County	3	\$24,400.00	
		Resident and Loss in County	1	\$125,000.00	
		Totals:	4	\$149,400.00	
CLEBURNE (Alabama)	2	<u>Claimant Type</u>	<u>Claims Paid</u>	<u>Amount Paid</u>	Payments in County  <ul style="list-style-type: none"> ■ Resident
		Resident of County	1	\$3,000.00	
		Totals:	1	\$3,000.00	


GCCF Program Statistics - Overall Summary

(as of October 5, 2010 5:05 PM ET)

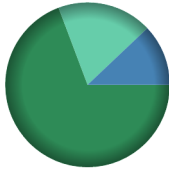

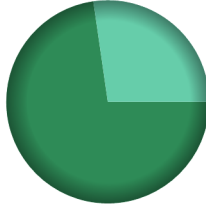


County	Total Claims	Claimant Type	Claims Paid	Amount Paid	Payments in County
COAHOMA (Mississippi)	2	<u>Claimant Type</u>	<u>Claims Paid</u>	<u>Amount Paid</u>	Payments in County  <ul style="list-style-type: none"> Resident
		Resident of County	1	\$35,000.00	
		Totals:	1	\$35,000.00	
COFFEE (Alabama)	21	<u>Claimant Type</u>	<u>Claims Paid</u>	<u>Amount Paid</u>	Payments in County  <ul style="list-style-type: none"> Resident Both
		Resident of County	4	\$38,000.00	
		Resident and Loss in County	1	\$3,000.00	
		Totals:	5	\$41,000.00	
COLBERT (Alabama)	26	<u>Claimant Type</u>	<u>Claims Paid</u>	<u>Amount Paid</u>	Payments in County  <ul style="list-style-type: none"> Resident
		Resident of County	19	\$150,700.00	
		Totals:	19	\$150,700.00	
COLLIER (Florida)	344	<u>Claimant Type</u>	<u>Claims Paid</u>	<u>Amount Paid</u>	Payments in County  <ul style="list-style-type: none"> Resident Loss Both
		Resident of County	13	\$255,200.00	
		Resident and Loss in County	51	\$1,424,400.00	
		Claim Loss in County	2	\$2,200.00	
		Totals:	66	\$1,681,800.00	
COLLIN (Texas)	51	<u>Claimant Type</u>	<u>Claims Paid</u>	<u>Amount Paid</u>	Payments in County  <ul style="list-style-type: none"> Resident Loss
		Resident of County	25	\$179,500.00	
		Claim Loss in County	2	\$81,100.00	
		Totals:	27	\$260,600.00	

GCCF Program Statistics - Overall Summary

(as of October 5, 2010 5:05 PM ET)

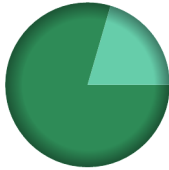
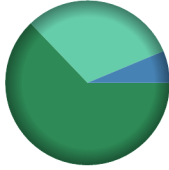



County	Total Claims	Claimant Type	Claims Paid	Amount Paid	Payments in County
COLUMBIA (Florida)	7	<u>Claimant Type</u>	<u>Claims Paid</u>	<u>Amount Paid</u>	Payments in County  Resident Both
		Resident of County	2	\$70,400.00	
		Resident and Loss in County	1	\$40,000.00	
		Totals:	3	\$110,400.00	
COMAL (Texas)	11	<u>Claimant Type</u>	<u>Claims Paid</u>	<u>Amount Paid</u>	Payments in County  Resident
		Resident of County	7	\$137,600.00	
		Totals:	7	\$137,600.00	
		<u>Claimant Type</u>	<u>Claims Paid</u>	<u>Amount Paid</u>	
Resident of County	2	\$21,700.00			
Resident and Loss in County	2	\$70,000.00			
Totals:	4	\$91,700.00			
CONECUH (Alabama)	11	<u>Claimant Type</u>	<u>Claims Paid</u>	<u>Amount Paid</u>	Payments in County  Resident
		Resident of County	5	\$51,700.00	
		Totals:	5	\$51,700.00	
		<u>Claimant Type</u>	<u>Claims Paid</u>	<u>Amount Paid</u>	
Resident of County	2	\$10,800.00			
Resident and Loss in County	1	\$150,000.00			
Totals:	3	\$160,800.00			

GCCF Program Statistics - Overall Summary (as of October 5, 2010 5:05 PM ET)

County	Total Claims	Claimant Type	Claims Paid	Amount Paid	Payments in County
COVINGTON (Alabama)	39	<u>Claimant Type</u>	<u>Claims Paid</u>	<u>Amount Paid</u>	Payments in County  <ul style="list-style-type: none"> ■ Resident ■ Loss ■ Both
		Resident of County	19	\$491,600.00	
		Resident and Loss in County	3	\$85,600.00	
		Claim Loss in County	2	\$132,500.00	
Totals:	24	\$709,700.00			
COVINGTON (Mississippi)	43	<u>Claimant Type</u>	<u>Claims Paid</u>	<u>Amount Paid</u>	Payments in County  <ul style="list-style-type: none"> ■ Resident
		Resident of County	1	\$31,000.00	
		Totals:	1	\$31,000.00	
CRENSHAW (Alabama)	10	<u>Claimant Type</u>	<u>Claims Paid</u>	<u>Amount Paid</u>	Payments in County  <ul style="list-style-type: none"> ■ Loss ■ Both
		Resident and Loss in County	1	\$1,500.00	
		Claim Loss in County	1	\$4,000.00	
		Totals:	2	\$5,500.00	
CULLMAN (Alabama)	39	<u>Claimant Type</u>	<u>Claims Paid</u>	<u>Amount Paid</u>	Payments in County  <ul style="list-style-type: none"> ■ Resident
		Resident of County	29	\$197,400.00	
		Totals:	29	\$197,400.00	
DALE (Alabama)	14	<u>Claimant Type</u>	<u>Claims Paid</u>	<u>Amount Paid</u>	Payments in County  <ul style="list-style-type: none"> ■ Resident ■ Both
		Resident of County	7	\$58,100.00	
		Resident and Loss in County	1	\$37,600.00	
		Totals:	8	\$95,700.00	

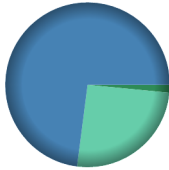
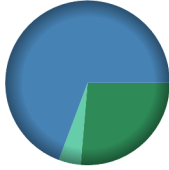
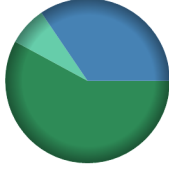
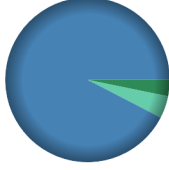

GCCF Program Statistics - Overall Summary

(as of October 5, 2010 5:05 PM ET)

County	Total Claims	Claimant Type	Claims Paid	Amount Paid	Payments in County	
DALLAS (Alabama)	19	<u>Claimant Type</u>	<u>Claims Paid</u>	<u>Amount Paid</u>	Payments in County 	
		Resident of County	7	\$58,200.00		Resident
		Resident and Loss in County	1	\$15,000.00		Both
		Totals:	8	\$73,200.00		
DALLAS (Texas)	93	<u>Claimant Type</u>	<u>Claims Paid</u>	<u>Amount Paid</u>	Payments in County 	
		Resident of County	22	\$239,900.00		Resident
		Resident and Loss in County	1	\$24,000.00		Loss
		Claim Loss in County	7	\$117,800.00		Both
Totals:	30	\$381,700.00				
DEKALB (Alabama)	18	<u>Claimant Type</u>	<u>Claims Paid</u>	<u>Amount Paid</u>	Payments in County 	
		Resident of County	11	\$102,800.00		Resident
		Claim Loss in County	1	\$10,800.00		Loss
Totals:	12	\$113,600.00				
DENTON (Texas)	15	<u>Claimant Type</u>	<u>Claims Paid</u>	<u>Amount Paid</u>	Payments in County 	
		Resident of County	7	\$57,500.00		Resident
Totals:	7	\$57,500.00				
DESOTO (Mississippi)	20	<u>Claimant Type</u>	<u>Claims Paid</u>	<u>Amount Paid</u>	Payments in County 	
		Resident of County	14	\$109,800.00		Resident
Totals:	14	\$109,800.00				

GCCF Program Statistics - Overall Summary

(as of October 5, 2010 5:05 PM ET)






County	Total Claims	Claimant Type	Claims Paid	Amount Paid	Payments in County
DIXIE (Florida)	23	<u>Claimant Type</u>	<u>Claims Paid</u>	<u>Amount Paid</u>	Payments in County  <ul style="list-style-type: none"> ■ Resident ■ Loss ■ Both
		Resident of County	1	\$3,000.00	
		Resident and Loss in County	9	\$143,000.00	
		Claim Loss in County	1	\$50,000.00	
Totals:	11	\$196,000.00			
DUVAL (Florida)	123	<u>Claimant Type</u>	<u>Claims Paid</u>	<u>Amount Paid</u>	Payments in County  <ul style="list-style-type: none"> ■ Resident ■ Loss ■ Both
		Resident of County	23	\$354,800.00	
		Resident and Loss in County	12	\$933,200.00	
		Claim Loss in County	4	\$58,400.00	
Totals:	39	\$1,346,400.00			
E. BATON ROUGE (Louisiana)	510	<u>Claimant Type</u>	<u>Claims Paid</u>	<u>Amount Paid</u>	Payments in County  <ul style="list-style-type: none"> ■ Resident ■ Loss ■ Both
		Resident of County	107	\$1,688,000.00	
		Resident and Loss in County	28	\$1,005,600.00	
		Claim Loss in County	12	\$221,900.00	
Totals:	147	\$2,915,500.00			
E. FELICIANA (Louisiana)	10	<u>Claimant Type</u>	<u>Claims Paid</u>	<u>Amount Paid</u>	Payments in County  <ul style="list-style-type: none"> ■ Resident ■ Loss ■ Both
		Resident of County	1	\$2,500.00	
		Resident and Loss in County	3	\$71,900.00	
		Claim Loss in County	1	\$3,400.00	
Totals:	5	\$77,800.00			
ECTOR (Texas)	2	<u>Claimant Type</u>	<u>Claims Paid</u>	<u>Amount Paid</u>	Payments in County  <ul style="list-style-type: none"> ■ Resident
		Resident of County	1	\$1,500.00	
Totals:	1	\$1,500.00			

GCCF Program Statistics - Overall Summary

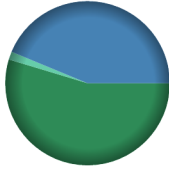
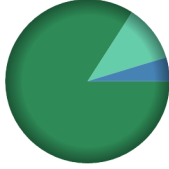

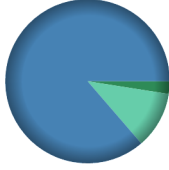

(as of October 5, 2010 5:05 PM ET)

County	Total Claims	Claimant Type	Claims Paid	Amount Paid	Payments in County
EL PASO (Texas)	1	<u>Claimant Type</u>	<u>Claims Paid</u>	<u>Amount Paid</u>	Payments in County  <ul style="list-style-type: none"> Resident
		Resident of County	1	\$3,700.00	
		Totals:	1	\$3,700.00	
ELLIS (Texas)	5	<u>Claimant Type</u>	<u>Claims Paid</u>	<u>Amount Paid</u>	Payments in County  <ul style="list-style-type: none"> Resident
		Resident of County	1	\$25,000.00	
		Totals:	1	\$25,000.00	
ELMORE (Alabama)	29	<u>Claimant Type</u>	<u>Claims Paid</u>	<u>Amount Paid</u>	Payments in County  <ul style="list-style-type: none"> Resident
		Resident of County	16	\$155,800.00	
		Totals:	16	\$155,800.00	
ESCAMBIA (Alabama)	62	<u>Claimant Type</u>	<u>Claims Paid</u>	<u>Amount Paid</u>	Payments in County  <ul style="list-style-type: none"> Resident Loss Both
		Resident of County	21	\$340,400.00	
		Resident and Loss in County	4	\$39,600.00	
		Claim Loss in County	3	\$28,600.00	
		Totals:	28	\$408,600.00	
ESCAMBIA (Florida)	6,099	<u>Claimant Type</u>	<u>Claims Paid</u>	<u>Amount Paid</u>	Payments in County  <ul style="list-style-type: none"> Resident Loss Both
		Resident of County	990	\$11,663,300.00	
		Resident and Loss in County	2,038	\$38,106,600.00	
		Claim Loss in County	625	\$7,293,900.00	
		Totals:	3,653	\$57,063,800.00	

GCCF Program Statistics - Overall Summary (as of October 5, 2010 5:05 PM ET)



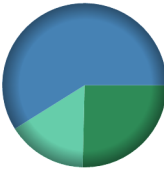

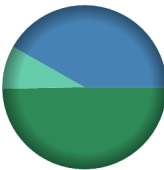
County	Total Claims	Claimant Type	Claims Paid	Amount Paid	Payments in County
ETOWAH (Alabama)	38	<u>Claimant Type</u>	<u>Claims Paid</u>	<u>Amount Paid</u>	Payments in County  <ul style="list-style-type: none"> Resident
		Resident of County	23	\$422,300.00	
		Totals:	23	\$422,300.00	
EVANGELINE (Louisiana)	21	<u>Claimant Type</u>	<u>Claims Paid</u>	<u>Amount Paid</u>	Payments in County  <ul style="list-style-type: none"> Resident Both
		Resident of County	4	\$49,000.00	
		Resident and Loss in County	4	\$70,300.00	
Totals:	8	\$119,300.00			
FAYETTE (Alabama)	6	<u>Claimant Type</u>	<u>Claims Paid</u>	<u>Amount Paid</u>	Payments in County  <ul style="list-style-type: none"> Resident
		Resident of County	6	\$57,100.00	
		Totals:	6	\$57,100.00	
FLAGLER (Florida)	5	<u>Claimant Type</u>	<u>Claims Paid</u>	<u>Amount Paid</u>	Payments in County  <ul style="list-style-type: none"> Resident
		Resident of County	2	\$65,400.00	
		Totals:	2	\$65,400.00	
FOARD (Texas)	1	<u>Claimant Type</u>	<u>Claims Paid</u>	<u>Amount Paid</u>	Payments in County  <ul style="list-style-type: none"> Resident
		Resident of County	1	\$13,000.00	
		Totals:	1	\$13,000.00	

GCCF Program Statistics - Overall Summary (as of October 5, 2010 5:05 PM ET)

County	Total Claims	Claimant Type	Claims Paid	Amount Paid	Payments in County
FORREST (Mississippi)	373	<u>Claimant Type</u>	<u>Claims Paid</u>	<u>Amount Paid</u>	Payments in County  <ul style="list-style-type: none"> ■ Resident ■ Loss ■ Both
		Resident of County	31	\$346,100.00	
		Resident and Loss in County	7	\$276,800.00	
		Claim Loss in County	1	\$10,000.00	
Totals:	39	\$632,900.00			
FORT BEND (Texas)	79	<u>Claimant Type</u>	<u>Claims Paid</u>	<u>Amount Paid</u>	Payments in County  <ul style="list-style-type: none"> ■ Resident ■ Loss ■ Both
		Resident of County	24	\$1,083,700.00	
		Resident and Loss in County	4	\$60,600.00	
		Claim Loss in County	7	\$144,300.00	
Totals:	35	\$1,288,600.00			
FRANKLIN (Alabama)	5	<u>Claimant Type</u>	<u>Claims Paid</u>	<u>Amount Paid</u>	Payments in County  <ul style="list-style-type: none"> ■ Resident
		Resident of County	3	\$19,700.00	
Totals:	3	\$19,700.00			
FRANKLIN (Florida)	1,405	<u>Claimant Type</u>	<u>Claims Paid</u>	<u>Amount Paid</u>	Payments in County  <ul style="list-style-type: none"> ■ Resident ■ Loss ■ Both
		Resident of County	25	\$252,900.00	
		Resident and Loss in County	836	\$8,787,700.00	
		Claim Loss in County	87	\$1,139,600.00	
Totals:	948	\$10,180,200.00			
FRANKLIN (Louisiana)	4	<u>Claimant Type</u>	<u>Claims Paid</u>	<u>Amount Paid</u>	Payments in County  <ul style="list-style-type: none"> ■ Resident
		Resident of County	2	\$26,000.00	
Totals:	2	\$26,000.00			


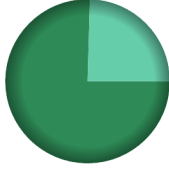



GCCF Program Statistics - Overall Summary

(as of October 5, 2010 5:05 PM ET)

County	Total Claims	Claimant Type	Claims Paid	Amount Paid	Payments in County
FRANKLIN (Mississippi)	2	<u>Claimant Type</u>	<u>Claims Paid</u>	<u>Amount Paid</u>	Payments in County  <ul style="list-style-type: none"> Loss
		Claim Loss in County	1	\$14,600.00	
		Totals:	1	\$14,600.00	
GADSDEN (Florida)	25	<u>Claimant Type</u>	<u>Claims Paid</u>	<u>Amount Paid</u>	Payments in County  <ul style="list-style-type: none"> Resident Both
		Resident of County	6	\$139,600.00	
		Resident and Loss in County	2	\$30,000.00	
Totals:	8	\$169,600.00			
GALVESTON (Texas)	742	<u>Claimant Type</u>	<u>Claims Paid</u>	<u>Amount Paid</u>	Payments in County  <ul style="list-style-type: none"> Resident Loss Both
		Resident of County	89	\$2,233,900.00	
		Resident and Loss in County	200	\$5,185,900.00	
Claim Loss in County	91	\$1,385,200.00			
Totals:	380	\$8,805,000.00			
GENEVA (Alabama)	23	<u>Claimant Type</u>	<u>Claims Paid</u>	<u>Amount Paid</u>	Payments in County  <ul style="list-style-type: none"> Resident
		Resident of County	5	\$61,300.00	
		Totals:	5	\$61,300.00	
GEORGE (Mississippi)	124	<u>Claimant Type</u>	<u>Claims Paid</u>	<u>Amount Paid</u>	Payments in County  <ul style="list-style-type: none"> Resident Loss Both
		Resident of County	29	\$622,600.00	
		Resident and Loss in County	13	\$523,500.00	
Claim Loss in County	3	\$106,700.00			
Totals:	45	\$1,252,800.00			


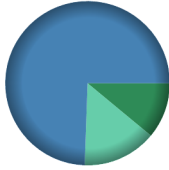

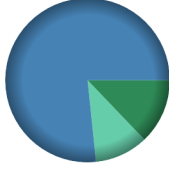

GCCF Program Statistics - Overall Summary

(as of October 5, 2010 5:05 PM ET)

GRANT (Louisiana)	6	<u>Claimant Type</u>	<u>Claims Paid</u>	<u>Amount Paid</u>	Payments in County
		Resident of County	1	\$15,500.00	 <ul style="list-style-type: none"> Resident Both
		Resident and Loss in County	1	\$15,000.00	
		Totals:	2	\$30,500.00	
GRAYSON (Texas)	2	<u>Claimant Type</u>	<u>Claims Paid</u>	<u>Amount Paid</u>	Payments in County
		Resident of County	1	\$8,300.00	 <ul style="list-style-type: none"> Resident Loss
		Claim Loss in County	1	\$2,700.00	
		Totals:	2	\$11,000.00	
GREENE (Alabama)	4	<u>Claimant Type</u>	<u>Claims Paid</u>	<u>Amount Paid</u>	Payments in County
		Resident of County	4	\$22,900.00	 <ul style="list-style-type: none"> Resident
		Totals:	4	\$22,900.00	
GREENE (Mississippi)	25	<u>Claimant Type</u>	<u>Claims Paid</u>	<u>Amount Paid</u>	Payments in County
		Resident of County	2	\$14,600.00	 <ul style="list-style-type: none"> Resident Both
		Resident and Loss in County	2	\$11,700.00	
		Totals:	4	\$26,300.00	
GREGG (Texas)	3	<u>Claimant Type</u>	<u>Claims Paid</u>	<u>Amount Paid</u>	Payments in County
		Resident of County	3	\$25,600.00	 <ul style="list-style-type: none"> Resident
		Totals:	3	\$25,600.00	


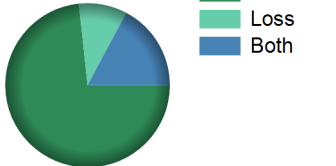
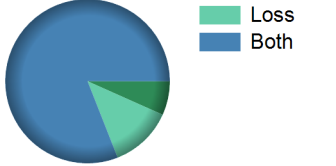


GCCF Program Statistics - Overall Summary

(as of October 5, 2010 5:05 PM ET)


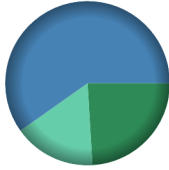
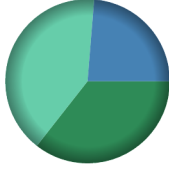

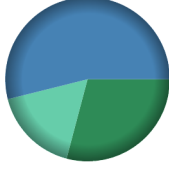
County	Total Claims	Claimant Type	Claims Paid	Amount Paid	Payments in County
GUADALUPE (Texas)	1	<u>Claimant Type</u>	<u>Claims Paid</u>	<u>Amount Paid</u>	Payments in County  <ul style="list-style-type: none"> Resident
		Resident of County	1	\$20,000.00	
		Totals:	1	\$20,000.00	
GULF (Florida)	589	<u>Claimant Type</u>	<u>Claims Paid</u>	<u>Amount Paid</u>	Payments in County  <ul style="list-style-type: none"> Resident Loss Both
		Resident of County	53	\$736,700.00	
		Resident and Loss in County	232	\$4,973,700.00	
		Claim Loss in County	68	\$970,900.00	
		Totals:	353	\$6,681,300.00	
HALE (Alabama)	8	<u>Claimant Type</u>	<u>Claims Paid</u>	<u>Amount Paid</u>	Payments in County  <ul style="list-style-type: none"> Resident Both
		Resident of County	5	\$88,100.00	
		Resident and Loss in County	1	\$1,800.00	
		Totals:	6	\$89,900.00	
HANCOCK (Mississippi)	1,319	<u>Claimant Type</u>	<u>Claims Paid</u>	<u>Amount Paid</u>	Payments in County  <ul style="list-style-type: none"> Resident Loss Both
		Resident of County	99	\$1,750,500.00	
		Resident and Loss in County	471	\$10,418,300.00	
		Claim Loss in County	85	\$1,424,400.00	
		Totals:	655	\$13,593,200.00	
HARDEE (Florida)	1	<u>Claimant Type</u>	<u>Claims Paid</u>	<u>Amount Paid</u>	Payments in County  <ul style="list-style-type: none"> Resident
		Resident of County	1	\$3,000.00	
		Totals:	1	\$3,000.00	

GCCF Program Statistics - Overall Summary

(as of October 5, 2010 5:05 PM ET)


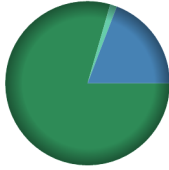


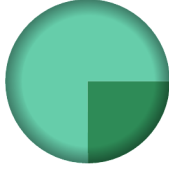
County	Count	Claimant Type	Claims Paid	Amount Paid	Payments in County
HARDIN (Texas)	4	<u>Claimant Type</u>	<u>Claims Paid</u>	<u>Amount Paid</u>	Payments in County 
		Resident and Loss in County	1	\$10,000.00	
		Totals:	1	\$10,000.00	
HARRIS (Texas)	971	<u>Claimant Type</u>	<u>Claims Paid</u>	<u>Amount Paid</u>	Payments in County 
		Resident of County	252	\$12,558,000.00	
		Resident and Loss in County	115	\$2,945,800.00	
		Claim Loss in County	90	\$1,625,400.00	
		Totals:	457	\$17,129,200.00	
HARRISON (Mississippi)	7,116	<u>Claimant Type</u>	<u>Claims Paid</u>	<u>Amount Paid</u>	Payments in County 
		Resident of County	211	\$3,703,836.50	
		Resident and Loss in County	2,154	\$44,807,700.00	
		Claim Loss in County	444	\$6,831,000.00	
		Totals:	2,809	\$55,342,536.50	
HARRISON (Texas)	1	<u>Claimant Type</u>	<u>Claims Paid</u>	<u>Amount Paid</u>	Payments in County 
		Resident of County	1	\$2,500.00	
		Totals:	1	\$2,500.00	
HAYS (Texas)	4	<u>Claimant Type</u>	<u>Claims Paid</u>	<u>Amount Paid</u>	Payments in County 
		Resident of County	1	\$25,500.00	
		Totals:	1	\$25,500.00	

GCCF Program Statistics - Overall Summary (as of October 5, 2010 5:05 PM ET)

County	Total Claims	Claimant Type	Claims Paid	Amount Paid	Payments in County
HENRY (Alabama)	4	<u>Claimant Type</u>	<u>Claims Paid</u>	<u>Amount Paid</u>	Payments in County  <ul style="list-style-type: none"> Resident
		Resident of County	2	\$11,600.00	
		Totals:	2	\$11,600.00	
HERNANDO (Florida)	111	<u>Claimant Type</u>	<u>Claims Paid</u>	<u>Amount Paid</u>	Payments in County  <ul style="list-style-type: none"> Resident Loss Both
		Resident of County	19	\$325,900.00	
		Resident and Loss in County	31	\$810,100.00	
		Claim Loss in County	12	\$218,600.00	
Totals:	62	\$1,354,600.00			
HIDALGO (Texas)	6	<u>Claimant Type</u>	<u>Claims Paid</u>	<u>Amount Paid</u>	Payments in County  <ul style="list-style-type: none"> Resident Loss Both
		Resident of County	2	\$9,000.00	
		Resident and Loss in County	1	\$6,000.00	
		Claim Loss in County	1	\$10,300.00	
Totals:	4	\$25,300.00			
HILL (Texas)	1	<u>Claimant Type</u>	<u>Claims Paid</u>	<u>Amount Paid</u>	Payments in County  <ul style="list-style-type: none"> Resident
		Resident of County	1	\$21,600.00	
		Totals:	1	\$21,600.00	
HILLSBOROUGH H (Florida)	326	<u>Claimant Type</u>	<u>Claims Paid</u>	<u>Amount Paid</u>	Payments in County  <ul style="list-style-type: none"> Resident Loss Both
		Resident of County	36	\$621,400.00	
		Resident and Loss in County	57	\$1,150,600.00	
		Claim Loss in County	7	\$362,600.00	
Totals:	100	\$2,134,600.00			

GCCF Program Statistics - Overall Summary

(as of October 5, 2010 5:05 PM ET)

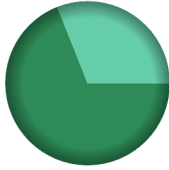

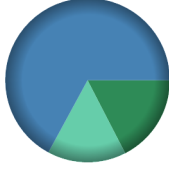


County	Total Claims	Claimant Type	Claims Paid	Amount Paid	Payments in County
HINDS (Mississippi)	65	<u>Claimant Type</u>	<u>Claims Paid</u>	<u>Amount Paid</u>	Payments in County  <ul style="list-style-type: none"> ■ Resident ■ Loss ■ Both
		Resident of County	12	\$114,600.00	
		Resident and Loss in County	1	\$2,800.00	
		Claim Loss in County	3	\$80,200.00	
Totals:	16	\$197,600.00			
HOLMES (Florida)	121	<u>Claimant Type</u>	<u>Claims Paid</u>	<u>Amount Paid</u>	Payments in County  <ul style="list-style-type: none"> ■ Resident ■ Loss ■ Both
		Resident of County	53	\$516,600.00	
		Resident and Loss in County	10	\$124,900.00	
		Claim Loss in County	2	\$8,700.00	
Totals:	65	\$650,200.00			
HOPKINS (Texas)	1	<u>Claimant Type</u>	<u>Claims Paid</u>	<u>Amount Paid</u>	Payments in County  <ul style="list-style-type: none"> ■ Resident
		Resident of County	1	\$9,700.00	
Totals:	1	\$9,700.00			
HOUSTON (Alabama)	58	<u>Claimant Type</u>	<u>Claims Paid</u>	<u>Amount Paid</u>	Payments in County  <ul style="list-style-type: none"> ■ Resident ■ Both
		Resident of County	19	\$123,400.00	
		Resident and Loss in County	2	\$138,900.00	
		Totals:	21	\$262,300.00	
HUMPHREYS (Mississippi)	3	<u>Claimant Type</u>	<u>Claims Paid</u>	<u>Amount Paid</u>	Payments in County  <ul style="list-style-type: none"> ■ Resident ■ Loss
		Resident of County	1	\$9,300.00	
		Claim Loss in County	1	\$28,000.00	
		Totals:	2	\$37,300.00	

GCCF Program Statistics - Overall Summary (as of October 5, 2010 5:05 PM ET)



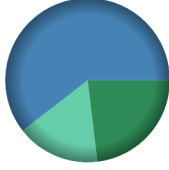
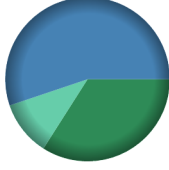
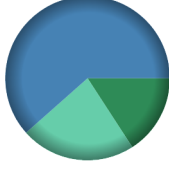
County	Total Claims	Claimant Type	Claims Paid	Amount Paid	Payments in County
IBERIA (Louisiana)	458	<u>Claimant Type</u>	<u>Claims Paid</u>	<u>Amount Paid</u>	
		Resident of County	215	\$4,781,400.00	
		Resident and Loss in County	172	\$4,067,100.00	
		Claim Loss in County	70	\$1,835,600.00	
Totals:	457	\$10,684,100.00			
IBERVILLE (Louisiana)	50	<u>Claimant Type</u>	<u>Claims Paid</u>	<u>Amount Paid</u>	
		Resident of County	5	\$78,200.00	
		Resident and Loss in County	14	\$480,000.00	
		Claim Loss in County	3	\$69,700.00	
Totals:	22	\$627,900.00			
INDIAN RIVER (Florida)	12	<u>Claimant Type</u>	<u>Claims Paid</u>	<u>Amount Paid</u>	
		Resident of County	1	\$21,100.00	
		Resident and Loss in County	2	\$86,300.00	
		Totals:	3	\$107,400.00	
ITAWAMBA (Mississippi)	1	<u>Claimant Type</u>	<u>Claims Paid</u>	<u>Amount Paid</u>	
		Resident of County	1	\$6,000.00	
		Totals:	1	\$6,000.00	
JACKSON (Alabama)	11	<u>Claimant Type</u>	<u>Claims Paid</u>	<u>Amount Paid</u>	
		Resident of County	8	\$65,500.00	
		Claim Loss in County	1	\$14,500.00	
		Totals:	9	\$80,000.00	

GCCF Program Statistics - Overall Summary

(as of October 5, 2010 5:05 PM ET)


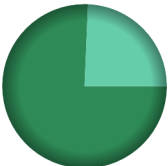

State	Total Claims	Claimant Type	Claims Paid	Amount Paid	Payments in County
JACKSON (Florida)	81	<u>Claimant Type</u>	<u>Claims Paid</u>	<u>Amount Paid</u>	Payments in County  <ul style="list-style-type: none"> ■ Resident ■ Both
		Resident of County	17	\$213,700.00	
		Resident and Loss in County	3	\$96,000.00	
		Totals:	20	\$309,700.00	
JACKSON (Louisiana)	2	<u>Claimant Type</u>	<u>Claims Paid</u>	<u>Amount Paid</u>	Payments in County  <ul style="list-style-type: none"> ■ Resident ■ Both
		Resident of County	1	\$18,600.00	
		Resident and Loss in County	1	\$3,900.00	
		Totals:	2	\$22,500.00	
JACKSON (Mississippi)	2,980	<u>Claimant Type</u>	<u>Claims Paid</u>	<u>Amount Paid</u>	Payments in County  <ul style="list-style-type: none"> ■ Resident ■ Loss ■ Both
		Resident of County	309	\$4,608,500.00	
		Resident and Loss in County	657	\$17,731,758.36	
		Claim Loss in County	229	\$4,085,500.00	
		Totals:	1,195	\$26,425,758.36	
JASPER (Mississippi)	17	<u>Claimant Type</u>	<u>Claims Paid</u>	<u>Amount Paid</u>	Payments in County  <ul style="list-style-type: none"> ■ Both
		Resident and Loss in County	1	\$25,500.00	
		Totals:	1	\$25,500.00	
JASPER (Texas)	7	<u>Claimant Type</u>	<u>Claims Paid</u>	<u>Amount Paid</u>	Payments in County  <ul style="list-style-type: none"> ■ Resident
		Resident of County	3	\$145,700.00	
		Totals:	3	\$145,700.00	

GCCF Program Statistics - Overall Summary (as of October 5, 2010 5:05 PM ET)




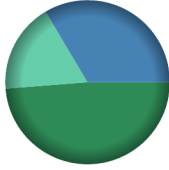

State	Total Claims	Claimant Type	Claims Paid	Amount Paid	Payments in County
JEFFERSON (Alabama)	394	<u>Claimant Type</u>	<u>Claims Paid</u>	<u>Amount Paid</u>	Payments in County  <ul style="list-style-type: none"> ■ Resident ■ Loss ■ Both
		Resident of County	249	\$2,500,300.00	
		Resident and Loss in County	2	\$19,700.00	
		Claim Loss in County	2	\$54,800.00	
Totals:	253	\$2,574,800.00			
JEFFERSON (Florida)	8	<u>Claimant Type</u>	<u>Claims Paid</u>	<u>Amount Paid</u>	Payments in County  <ul style="list-style-type: none"> ■ Resident ■ Loss
		Resident of County	2	\$77,200.00	
		Claim Loss in County	1	\$6,000.00	
		Totals:	3	\$83,200.00	
JEFFERSON (Louisiana)	10,700	<u>Claimant Type</u>	<u>Claims Paid</u>	<u>Amount Paid</u>	Payments in County  <ul style="list-style-type: none"> ■ Resident ■ Loss ■ Both
		Resident of County	1,075	\$18,456,980.32	
		Resident and Loss in County	1,971	\$48,369,500.00	
		Claim Loss in County	693	\$13,074,185.21	
Totals:	3,739	\$79,900,665.53			
JEFFERSON (Texas)	478	<u>Claimant Type</u>	<u>Claims Paid</u>	<u>Amount Paid</u>	Payments in County  <ul style="list-style-type: none"> ■ Resident ■ Loss ■ Both
		Resident of County	80	\$2,577,300.00	
		Resident and Loss in County	188	\$4,181,200.00	
		Claim Loss in County	41	\$819,100.00	
Totals:	309	\$7,577,600.00			
JEFFERSON DAVIS (Louisiana)	35	<u>Claimant Type</u>	<u>Claims Paid</u>	<u>Amount Paid</u>	Payments in County  <ul style="list-style-type: none"> ■ Resident ■ Loss ■ Both
		Resident of County	5	\$45,600.00	
		Resident and Loss in County	8	\$177,100.00	
		Claim Loss in County	2	\$65,000.00	
Totals:	15	\$287,700.00			

GCCF Program Statistics - Overall Summary

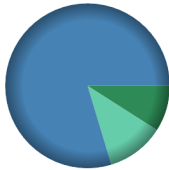

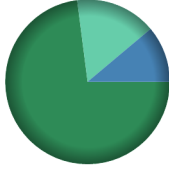


(as of October 5, 2010 5:05 PM ET)

Claimant Name	Count	Claimant Type	Claims Paid	Amount Paid	Payments in County
JIM HOGG (Texas)	1	<u>Claimant Type</u>	<u>Claims Paid</u>	<u>Amount Paid</u>	Payments in County  ■ Loss
		Claim Loss in County	1	\$12,400.00	
		Totals:	1	\$12,400.00	
JIM WELLS (Texas)	1	<u>Claimant Type</u>	<u>Claims Paid</u>	<u>Amount Paid</u>	Payments in County  ■ Both
		Resident and Loss in County	1	\$79,900.00	
		Totals:	1	\$79,900.00	
JOHNSON (Texas)	5	<u>Claimant Type</u>	<u>Claims Paid</u>	<u>Amount Paid</u>	Payments in County  ■ Resident
		Resident of County	2	\$73,600.00	
		Totals:	2	\$73,600.00	
JONES (Mississippi)	62	<u>Claimant Type</u>	<u>Claims Paid</u>	<u>Amount Paid</u>	Payments in County  ■ Resident ■ Both
		Resident of County	10	\$155,500.00	
		Resident and Loss in County	1	\$50,000.00	
		Totals:	11	\$205,500.00	
KEMPER (Mississippi)	4	<u>Claimant Type</u>	<u>Claims Paid</u>	<u>Amount Paid</u>	Payments in County  ■ Loss
		Claim Loss in County	2	\$22,200.00	
		Totals:	2	\$22,200.00	

GCCF Program Statistics - Overall Summary (as of October 5, 2010 5:05 PM ET)





KENDALL (Texas)	2	<u>Claimant Type</u>	<u>Claims Paid</u>	<u>Amount Paid</u>	Payments in County  Resident
		Resident of County	2	\$15,700.00	
		Totals:	2	\$15,700.00	
KLEBERG (Texas)	1	<u>Claimant Type</u>	<u>Claims Paid</u>	<u>Amount Paid</u>	Payments in County  Resident
		Resident of County	1	\$12,400.00	
		Totals:	1	\$12,400.00	
LAFAYETTE (Florida)	3	<u>Claimant Type</u>	<u>Claims Paid</u>	<u>Amount Paid</u>	Payments in County  Both
		Resident and Loss in County	1	\$226,700.00	
		Totals:	1	\$226,700.00	
LAFAYETTE (Louisiana)	626	<u>Claimant Type</u>	<u>Claims Paid</u>	<u>Amount Paid</u>	Payments in County  Resident Loss Both
		Resident of County	158	\$3,744,300.00	
		Resident and Loss in County	79	\$2,574,200.00	
		Claim Loss in County	57	\$1,360,900.00	
		Totals:	294	\$7,679,400.00	
LAFAYETTE (Mississippi)	9	<u>Claimant Type</u>	<u>Claims Paid</u>	<u>Amount Paid</u>	Payments in County  Resident
		Resident of County	5	\$44,200.00	
		Totals:	5	\$44,200.00	

GCCF Program Statistics - Overall Summary (as of October 5, 2010 5:05 PM ET)

County	Total Claims	Claimant Type	Claims Paid	Amount Paid	Payments in County
LAFOURCHE (Louisiana)	1,683	<u>Claimant Type</u>	<u>Claims Paid</u>	<u>Amount Paid</u>	Payments in County  <ul style="list-style-type: none"> ■ Resident ■ Loss ■ Both
		Resident of County	149	\$2,878,600.00	
		Resident and Loss in County	818	\$25,407,900.00	
		Claim Loss in County	157	\$3,605,080.32	
Totals:	1,124	\$31,891,580.32			
LAKE (Florida)	21	<u>Claimant Type</u>	<u>Claims Paid</u>	<u>Amount Paid</u>	Payments in County  <ul style="list-style-type: none"> ■ Resident ■ Both
		Resident of County	6	\$45,900.00	
		Resident and Loss in County	3	\$28,700.00	
		Totals:	9	\$74,600.00	
LAMAR (Mississippi)	93	<u>Claimant Type</u>	<u>Claims Paid</u>	<u>Amount Paid</u>	Payments in County  <ul style="list-style-type: none"> ■ Resident ■ Loss ■ Both
		Resident of County	6	\$62,400.00	
		Resident and Loss in County	1	\$9,500.00	
		Claim Loss in County	2	\$13,600.00	
Totals:	9	\$85,500.00			
LAMAR (Texas)	1	<u>Claimant Type</u>	<u>Claims Paid</u>	<u>Amount Paid</u>	Payments in County  <ul style="list-style-type: none"> ■ Resident
		Resident of County	1	\$3,200.00	
		Totals:	1	\$3,200.00	
LAUDERDALE (Alabama)	20	<u>Claimant Type</u>	<u>Claims Paid</u>	<u>Amount Paid</u>	Payments in County  <ul style="list-style-type: none"> ■ Resident
		Resident of County	12	\$101,500.00	
		Totals:	12	\$101,500.00	

GCCF Program Statistics - Overall Summary

(as of October 5, 2010 5:05 PM ET)

LAUDERDALE (Mississippi)	35	<u>Claimant Type</u>	<u>Claims Paid</u>	<u>Amount Paid</u>	Payments in County  Resident
		Resident of County	15	\$92,800.00	
		Totals:	15	\$92,800.00	
LAWRENCE (Alabama)	6	<u>Claimant Type</u>	<u>Claims Paid</u>	<u>Amount Paid</u>	Payments in County  Loss
		Claim Loss in County	1	\$1,400.00	
		Totals:	1	\$1,400.00	
LAWRENCE (Mississippi)	49	<u>Claimant Type</u>	<u>Claims Paid</u>	<u>Amount Paid</u>	Payments in County  Loss Both
		Resident and Loss in County	4	\$63,900.00	
		Claim Loss in County	2	\$18,500.00	
Totals:	6	\$82,400.00			
LEAKE (Mississippi)	9	<u>Claimant Type</u>	<u>Claims Paid</u>	<u>Amount Paid</u>	Payments in County  Resident
		Resident of County	1	\$33,000.00	
		Totals:	1	\$33,000.00	
LEE (Alabama)	51	<u>Claimant Type</u>	<u>Claims Paid</u>	<u>Amount Paid</u>	Payments in County  Resident
		Resident of County	26	\$219,500.00	
		Totals:	26	\$219,500.00	

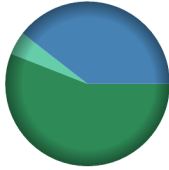




GCCF Program Statistics - Overall Summary (as of October 5, 2010 5:05 PM ET)

County	Total Claims	Claimant Type	Claims Paid	Amount Paid	Payments in County
LEE (Florida)	314	<u>Claimant Type</u>	<u>Claims Paid</u>	<u>Amount Paid</u>	Payments in County
		Resident of County	11	\$165,400.00	
		Resident and Loss in County	35	\$745,100.00	
		Claim Loss in County	4	\$47,300.00	
Totals:	50	\$957,800.00			
LEE (Mississippi)	11	<u>Claimant Type</u>	<u>Claims Paid</u>	<u>Amount Paid</u>	Payments in County
		Resident of County	5	\$55,800.00	
		Totals:	5	\$55,800.00	
LEFLORE (Mississippi)	2	<u>Claimant Type</u>	<u>Claims Paid</u>	<u>Amount Paid</u>	Payments in County
		Resident of County	1	\$7,800.00	
		Totals:	1	\$7,800.00	
LEON (Florida)	206	<u>Claimant Type</u>	<u>Claims Paid</u>	<u>Amount Paid</u>	Payments in County
		Resident of County	66	\$1,081,900.00	
		Resident and Loss in County	5	\$24,800.00	
		Claim Loss in County	4	\$50,300.00	
Totals:	75	\$1,157,000.00			
LEVY (Florida)	125	<u>Claimant Type</u>	<u>Claims Paid</u>	<u>Amount Paid</u>	Payments in County
		Resident of County	8	\$109,300.00	
		Resident and Loss in County	57	\$1,230,100.00	
		Claim Loss in County	6	\$222,500.00	
Totals:	71	\$1,561,900.00			




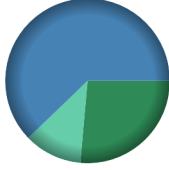

GCCF Program Statistics - Overall Summary (as of October 5, 2010 5:05 PM ET)

LIBERTY (Florida)	37	<u>Claimant Type</u>	<u>Claims Paid</u>	<u>Amount Paid</u>	Payments in County
		Resident of County	12	\$117,300.00	
		Resident and Loss in County	4	\$29,800.00	
		Totals:	16	\$147,100.00	
LIBERTY (Texas)	6	<u>Claimant Type</u>	<u>Claims Paid</u>	<u>Amount Paid</u>	Payments in County
		Resident of County	1	\$21,500.00	
		Resident and Loss in County	1	\$75,000.00	
		Totals:	2	\$96,500.00	
LIMESTONE (Alabama)	35	<u>Claimant Type</u>	<u>Claims Paid</u>	<u>Amount Paid</u>	Payments in County
		Resident of County	24	\$303,000.00	
		Totals:	24	\$303,000.00	
LINCOLN (Louisiana)	8	<u>Claimant Type</u>	<u>Claims Paid</u>	<u>Amount Paid</u>	Payments in County
		Resident of County	3	\$116,300.00	
		Totals:	3	\$116,300.00	
LINCOLN (Mississippi)	17	<u>Claimant Type</u>	<u>Claims Paid</u>	<u>Amount Paid</u>	Payments in County
		Resident of County	4	\$12,400.00	
		Claim Loss in County	1	\$5,700.00	
		Totals:	5	\$18,100.00	

GCCF Program Statistics - Overall Summary (as of October 5, 2010 5:05 PM ET)


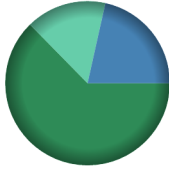
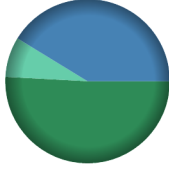


County	Total Claims	Claimant Type	Claims Paid	Amount Paid	Payments in County
LIVINGSTON (Louisiana)	153	<u>Claimant Type</u>	<u>Claims Paid</u>	<u>Amount Paid</u>	Payments in County  <ul style="list-style-type: none"> ■ Resident ■ Loss ■ Both
		Resident of County	37	\$775,200.00	
		Resident and Loss in County	17	\$546,800.00	
		Claim Loss in County	3	\$63,000.00	
Totals:	57	\$1,385,000.00			
LOWNDES (Mississippi)	21	<u>Claimant Type</u>	<u>Claims Paid</u>	<u>Amount Paid</u>	Payments in County  <ul style="list-style-type: none"> ■ Resident ■ Both
		Resident of County	9	\$96,900.00	
		Resident and Loss in County	1	\$2,400.00	
		Totals:	10	\$99,300.00	
LUBBOCK (Texas)	2	<u>Claimant Type</u>	<u>Claims Paid</u>	<u>Amount Paid</u>	Payments in County  <ul style="list-style-type: none"> ■ Resident
		Resident of County	1	\$2,400.00	
		Totals:	1	\$2,400.00	
MACON (Alabama)	3	<u>Claimant Type</u>	<u>Claims Paid</u>	<u>Amount Paid</u>	Payments in County  <ul style="list-style-type: none"> ■ Resident
		Resident of County	1	\$1,000.00	
		Totals:	1	\$1,000.00	
MADISON (Alabama)	166	<u>Claimant Type</u>	<u>Claims Paid</u>	<u>Amount Paid</u>	Payments in County  <ul style="list-style-type: none"> ■ Resident ■ Loss ■ Both
		Resident of County	110	\$1,298,000.00	
		Resident and Loss in County	1	\$48,000.00	
		Claim Loss in County	1	\$3,000.00	
		Totals:	112	\$1,349,000.00	

GCCF Program Statistics - Overall Summary (as of October 5, 2010 5:05 PM ET)

County	Total Claims	Claimant Type	Claims Paid	Amount Paid	Payments in County
MADISON (Florida)	6	<u>Claimant Type</u>	<u>Claims Paid</u>	<u>Amount Paid</u>	Payments in County  <ul style="list-style-type: none"> ■ Resident ■ Loss
		Resident of County	2	\$31,300.00	
		Claim Loss in County	1	\$1,200.00	
		Totals:	3	\$32,500.00	
MADISON (Louisiana)	1	<u>Claimant Type</u>	<u>Claims Paid</u>	<u>Amount Paid</u>	Payments in County  <ul style="list-style-type: none"> ■ Resident
		Resident of County	1	\$16,200.00	
		Totals:	1	\$16,200.00	
MADISON (Mississippi)	53	<u>Claimant Type</u>	<u>Claims Paid</u>	<u>Amount Paid</u>	Payments in County  <ul style="list-style-type: none"> ■ Resident ■ Both
		Resident of County	23	\$222,800.00	
		Resident and Loss in County	3	\$50,000.00	
		Totals:	26	\$272,800.00	
MANATEE (Florida)	155	<u>Claimant Type</u>	<u>Claims Paid</u>	<u>Amount Paid</u>	Payments in County  <ul style="list-style-type: none"> ■ Resident ■ Loss ■ Both
		Resident of County	13	\$379,500.00	
		Resident and Loss in County	27	\$893,500.00	
		Claim Loss in County	6	\$163,800.00	
		Totals:	46	\$1,436,800.00	
MARENGO (Alabama)	15	<u>Claimant Type</u>	<u>Claims Paid</u>	<u>Amount Paid</u>	Payments in County  <ul style="list-style-type: none"> ■ Resident
		Resident of County	11	\$71,100.00	
		Totals:	11	\$71,100.00	

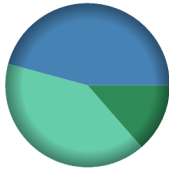

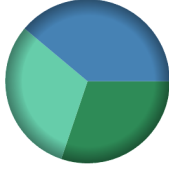

GCCF Program Statistics - Overall Summary

(as of October 5, 2010 5:05 PM ET)

County	Total Claims	Claimant Type	Claims Paid	Amount Paid	Payments in County
MARION (Alabama)	4	<u>Claimant Type</u>	<u>Claims Paid</u>	<u>Amount Paid</u>	Payments in County  <ul style="list-style-type: none"> Resident
		Resident of County	1	\$1,200.00	
		Totals:	1	\$1,200.00	
MARION (Florida)	29	<u>Claimant Type</u>	<u>Claims Paid</u>	<u>Amount Paid</u>	Payments in County  <ul style="list-style-type: none"> Resident Loss Both
		Resident of County	7	\$103,100.00	
		Resident and Loss in County	1	\$35,400.00	
		Claim Loss in County	1	\$26,000.00	
Totals:	9	\$164,500.00			
MARION (Mississippi)	141	<u>Claimant Type</u>	<u>Claims Paid</u>	<u>Amount Paid</u>	Payments in County  <ul style="list-style-type: none"> Resident Loss Both
		Resident of County	5	\$115,800.00	
		Resident and Loss in County	5	\$93,900.00	
		Claim Loss in County	1	\$18,000.00	
Totals:	11	\$227,700.00			
MARSHALL (Alabama)	41	<u>Claimant Type</u>	<u>Claims Paid</u>	<u>Amount Paid</u>	Payments in County  <ul style="list-style-type: none"> Resident Both
		Resident of County	18	\$174,400.00	
		Resident and Loss in County	1	\$37,200.00	
		Totals:	19	\$211,600.00	
MARTIN (Florida)	17	<u>Claimant Type</u>	<u>Claims Paid</u>	<u>Amount Paid</u>	Payments in County  <ul style="list-style-type: none"> Resident Both
		Resident of County	1	\$2,200.00	
		Resident and Loss in County	4	\$85,000.00	
		Totals:	5	\$87,200.00	

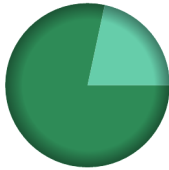
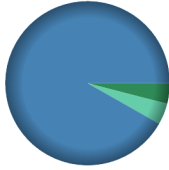

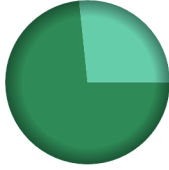

GCCF Program Statistics - Overall Summary

(as of October 5, 2010 5:05 PM ET)

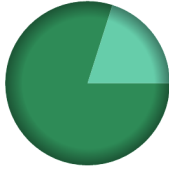

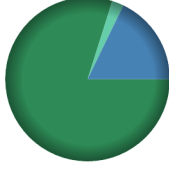

County	Total Claims	Claimant Type	Claims Paid	Amount Paid	Payments in County
MATAGORDA (Texas)	117	<u>Claimant Type</u>	<u>Claims Paid</u>	<u>Amount Paid</u>	Payments in County  <ul style="list-style-type: none"> ■ Resident ■ Loss ■ Both
		Resident of County	10	\$253,900.00	
		Resident and Loss in County	42	\$854,500.00	
		Claim Loss in County	10	\$758,200.00	
Totals:	62	\$1,866,600.00			
MCLENNAN (Texas)	9	<u>Claimant Type</u>	<u>Claims Paid</u>	<u>Amount Paid</u>	Payments in County  <ul style="list-style-type: none"> ■ Resident
		Resident of County	4	\$77,300.00	
		Totals:	4	\$77,300.00	
Miami-Dade (Florida)	147	<u>Claimant Type</u>	<u>Claims Paid</u>	<u>Amount Paid</u>	Payments in County  <ul style="list-style-type: none"> ■ Resident ■ Loss ■ Both
		Resident of County	13	\$176,300.00	
		Resident and Loss in County	6	\$227,200.00	
		Claim Loss in County	7	\$180,700.00	
Totals:	26	\$584,200.00			
MILAM (Texas)	1	<u>Claimant Type</u>	<u>Claims Paid</u>	<u>Amount Paid</u>	Payments in County  <ul style="list-style-type: none"> ■ Resident
		Resident of County	1	\$5,800.00	
Totals:	1	\$5,800.00			
MOBILE (Alabama)	7,855	<u>Claimant Type</u>	<u>Claims Paid</u>	<u>Amount Paid</u>	Payments in County  <ul style="list-style-type: none"> ■ Resident ■ Loss ■ Both
		Resident of County	494	\$7,173,065.00	
		Resident and Loss in County	3,158	\$58,113,000.00	
		Claim Loss in County	329	\$6,536,400.00	
Totals:	3,981	\$71,822,465.00			

GCCF Program Statistics - Overall Summary

(as of October 5, 2010 5:05 PM ET)




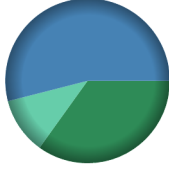
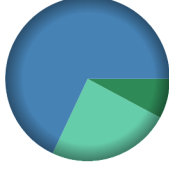
MONROE (Alabama)	64	<u>Claimant Type</u>	<u>Claims Paid</u>	<u>Amount Paid</u>	Payments in County
		Resident of County	29	\$470,300.00	 <ul style="list-style-type: none"> ■ Resident ■ Both
		Resident and Loss in County	10	\$130,000.00	
		Totals:	39	\$600,300.00	
MONROE (Florida)	702	<u>Claimant Type</u>	<u>Claims Paid</u>	<u>Amount Paid</u>	Payments in County
		Resident of County	8	\$223,500.00	 <ul style="list-style-type: none"> ■ Resident ■ Loss ■ Both
		Resident and Loss in County	169	\$5,088,900.00	
		Claim Loss in County	10	\$232,300.00	
		Totals:	187	\$5,544,700.00	
MONROE (Mississippi)	9	<u>Claimant Type</u>	<u>Claims Paid</u>	<u>Amount Paid</u>	Payments in County
		Resident of County	6	\$69,500.00	 <ul style="list-style-type: none"> ■ Resident
		Totals:	6	\$69,500.00	
MONTGOMERY (Alabama)	139	<u>Claimant Type</u>	<u>Claims Paid</u>	<u>Amount Paid</u>	Payments in County
		Resident of County	65	\$666,300.00	 <ul style="list-style-type: none"> ■ Resident ■ Both
		Resident and Loss in County	3	\$241,700.00	
		Totals:	68	\$908,000.00	
MONTGOMERY (Mississippi)	1	<u>Claimant Type</u>	<u>Claims Paid</u>	<u>Amount Paid</u>	Payments in County
		Resident of County	1	\$20,000.00	 <ul style="list-style-type: none"> ■ Resident
		Totals:	1	\$20,000.00	

GCCF Program Statistics - Overall Summary (as of October 5, 2010 5:05 PM ET)

County	Total Claims	Claimant Type	Claims Paid	Amount Paid	Payments in County
MONTGOMERY (Texas)	59	<u>Claimant Type</u>	<u>Claims Paid</u>	<u>Amount Paid</u>	Payments in County  <ul style="list-style-type: none"> Resident Both
		Resident of County	15	\$280,900.00	
		Resident and Loss in County	2	\$70,700.00	
		Totals:	17	\$351,600.00	
MORGAN (Alabama)	62	<u>Claimant Type</u>	<u>Claims Paid</u>	<u>Amount Paid</u>	Payments in County  <ul style="list-style-type: none"> Resident
		Resident of County	35	\$371,400.00	
		Totals:	35	\$371,400.00	
		NACOGDOCHES (Texas)	12	<u>Claimant Type</u>	
Resident of County	1			\$41,600.00	
Claim Loss in County	4			\$250,400.00	
Totals:	5			\$292,000.00	
NASSAU (Florida)	8	<u>Claimant Type</u>	<u>Claims Paid</u>	<u>Amount Paid</u>	Payments in County  <ul style="list-style-type: none"> Resident Loss Both
		Resident of County	2	\$58,700.00	
		Resident and Loss in County	1	\$13,100.00	
		Claim Loss in County	1	\$1,700.00	
Totals:	4	\$73,500.00			
NATCHITOCHES (Louisiana)	8	<u>Claimant Type</u>	<u>Claims Paid</u>	<u>Amount Paid</u>	Payments in County  <ul style="list-style-type: none"> Resident Both
		Resident of County	3	\$61,000.00	
		Resident and Loss in County	2	\$48,400.00	
		Totals:	5	\$109,400.00	


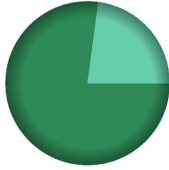
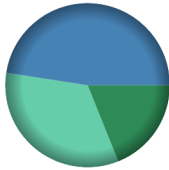
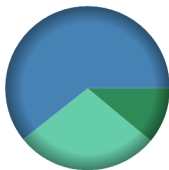

GCCF Program Statistics - Overall Summary

(as of October 5, 2010 5:05 PM ET)


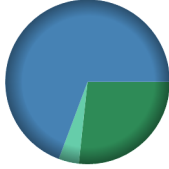


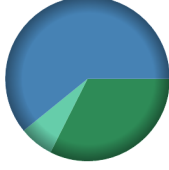
County	Total Claims	Claimant Type	Claims Paid	Amount Paid	Payments in County	
NESHOBA (Mississippi)	7	<u>Claimant Type</u>	<u>Claims Paid</u>	<u>Amount Paid</u>	Payments in County 	
		Resident of County	1	\$138,900.00		Resident
		Claim Loss in County	1	\$6,000.00		Loss
		Totals:	2	\$144,900.00		
NEWTON (Mississippi)	7	<u>Claimant Type</u>	<u>Claims Paid</u>	<u>Amount Paid</u>	Payments in County 	
		Resident of County	2	\$80,000.00		Resident
		Totals:	2	\$80,000.00		
NOXUBEE (Mississippi)	3	<u>Claimant Type</u>	<u>Claims Paid</u>	<u>Amount Paid</u>	Payments in County 	
		Resident of County	1	\$8,800.00		Resident
		Totals:	1	\$8,800.00		
NUECES (Texas)	26	<u>Claimant Type</u>	<u>Claims Paid</u>	<u>Amount Paid</u>	Payments in County 	
		Resident of County	3	\$47,800.00		Resident
		Resident and Loss in County	3	\$73,900.00		Both
		Claim Loss in County	1	\$15,200.00		Loss
		Totals:	7	\$136,900.00		
OKALOOSA (Florida)	9,336	<u>Claimant Type</u>	<u>Claims Paid</u>	<u>Amount Paid</u>	Payments in County 	
		Resident of County	598	\$7,852,600.00		Resident
		Resident and Loss in County	3,633	\$68,377,800.00		Both
		Claim Loss in County	1,893	\$24,317,600.00		Loss
		Totals:	6,124	\$100,548,000.00		

GCCF Program Statistics - Overall Summary

(as of October 5, 2010 5:05 PM ET)

County	Count	Claimant Type	Claims Paid	Amount Paid	Payments in County
OKTIBBEHA (Mississippi)	11	Resident of County	7	\$52,000.00	 <ul style="list-style-type: none"> Resident
		Totals:	7	\$52,000.00	
		ORANGE (Florida)	110	Claimant Type	
ORANGE (Florida)	110	Resident of County	34	\$623,800.00	 <ul style="list-style-type: none"> Resident Both
		Resident and Loss in County	6	\$185,000.00	
		Totals:	40	\$808,800.00	
ORANGE (Texas)	44	Claimant Type	Claims Paid	Amount Paid	Payments in County
ORANGE (Texas)	44	Resident of County	8	\$122,800.00	 <ul style="list-style-type: none"> Resident Loss Both
		Resident and Loss in County	8	\$308,700.00	
		Claim Loss in County	12	\$217,600.00	
Totals:	28	\$649,100.00			
ORLEANS (Louisiana)	14,187	Claimant Type	Claims Paid	Amount Paid	Payments in County
ORLEANS (Louisiana)	14,187	Resident of County	491	\$7,949,400.00	 <ul style="list-style-type: none"> Resident Loss Both
		Resident and Loss in County	2,625	\$43,657,900.00	
		Claim Loss in County	1,213	\$20,328,500.00	
Totals:	4,329	\$71,935,800.00			
OSCEOLA (Florida)	7	Claimant Type	Claims Paid	Amount Paid	Payments in County
OSCEOLA (Florida)	7	Resident of County	2	\$15,400.00	 <ul style="list-style-type: none"> Resident
		Totals:	2	\$15,400.00	

GCCF Program Statistics - Overall Summary (as of October 5, 2010 5:05 PM ET)

County	Total Claims	Claimant Type	Claims Paid	Amount Paid	Payments in County
OUACHITA (Louisiana)	51	<u>Claimant Type</u>	<u>Claims Paid</u>	<u>Amount Paid</u>	Payments in County 
		Resident of County	20	\$186,600.00	
		Resident and Loss in County	4	\$87,600.00	
		Totals:	24	\$274,200.00	
PALM BEACH (Florida)	98	<u>Claimant Type</u>	<u>Claims Paid</u>	<u>Amount Paid</u>	Payments in County 
		Resident of County	8	\$162,600.00	
		Resident and Loss in County	8	\$422,000.00	
		Claim Loss in County	3	\$24,300.00	
Totals:	19	\$608,900.00			
PANOLA (Mississippi)	3	<u>Claimant Type</u>	<u>Claims Paid</u>	<u>Amount Paid</u>	Payments in County 
		Resident of County	2	\$14,700.00	
		Totals:	2	\$14,700.00	
PARKER (Texas)	3	<u>Claimant Type</u>	<u>Claims Paid</u>	<u>Amount Paid</u>	Payments in County 
		Resident of County	1	\$5,800.00	
		Totals:	1	\$5,800.00	
PASCO (Florida)	264	<u>Claimant Type</u>	<u>Claims Paid</u>	<u>Amount Paid</u>	Payments in County 
		Resident of County	47	\$754,700.00	
		Resident and Loss in County	63	\$1,415,600.00	
		Claim Loss in County	9	\$156,600.00	
Totals:	119	\$2,326,900.00			

GCCF Program Statistics - Overall Summary






(as of October 5, 2010 5:05 PM ET)

County	Total Claims	Claimant Type	Claims Paid	Amount Paid	Payments in County
PEARL RIVER (Mississippi)	225	<u>Claimant Type</u>	<u>Claims Paid</u>	<u>Amount Paid</u>	Payments in County
		Resident of County	54	\$841,000.00	
		Resident and Loss in County	12	\$507,900.00	
		Claim Loss in County	1	\$44,000.00	
Totals:	67	\$1,392,900.00			
PERRY (Alabama)	3	<u>Claimant Type</u>	<u>Claims Paid</u>	<u>Amount Paid</u>	Payments in County
		Claim Loss in County	1	\$24,700.00	
		Totals:	1	\$24,700.00	
PERRY (Mississippi)	27	<u>Claimant Type</u>	<u>Claims Paid</u>	<u>Amount Paid</u>	Payments in County
		Resident of County	2	\$71,600.00	
		Resident and Loss in County	3	\$44,200.00	
		Totals:	5	\$115,800.00	
PICKENS (Alabama)	8	<u>Claimant Type</u>	<u>Claims Paid</u>	<u>Amount Paid</u>	Payments in County
		Resident of County	4	\$29,000.00	
		Totals:	4	\$29,000.00	
PIKE (Alabama)	11	<u>Claimant Type</u>	<u>Claims Paid</u>	<u>Amount Paid</u>	Payments in County
		Resident of County	3	\$8,800.00	
		Totals:	3	\$8,800.00	






GCCF Program Statistics - Overall Summary (as of October 5, 2010 5:05 PM ET)

PIKE (Mississippi)	47	<u>Claimant Type</u>	<u>Claims Paid</u>	<u>Amount Paid</u>	Payments in County
		Resident of County	11	\$131,200.00	<ul style="list-style-type: none"> ■ Resident ■ Loss ■ Both
		Resident and Loss in County	1	\$12,600.00	
		Claim Loss in County	1	\$12,000.00	
		Totals:	13	\$155,800.00	
PINELLAS (Florida)	1,132	<u>Claimant Type</u>	<u>Claims Paid</u>	<u>Amount Paid</u>	Payments in County
		Resident of County	34	\$1,259,600.00	<ul style="list-style-type: none"> ■ Resident ■ Loss ■ Both
		Resident and Loss in County	147	\$3,464,400.00	
		Claim Loss in County	48	\$935,600.00	
		Totals:	229	\$5,659,600.00	
PLAQUEMINES (Louisiana)	2,642	<u>Claimant Type</u>	<u>Claims Paid</u>	<u>Amount Paid</u>	Payments in County
		Resident of County	80	\$2,863,400.00	<ul style="list-style-type: none"> ■ Resident ■ Loss ■ Both
		Resident and Loss in County	958	\$41,109,100.00	
		Claim Loss in County	483	\$13,049,400.00	
		Totals:	1,521	\$57,021,900.00	
POINTE COUPEE (Louisiana)	21	<u>Claimant Type</u>	<u>Claims Paid</u>	<u>Amount Paid</u>	Payments in County
		Resident of County	3	\$27,400.00	<ul style="list-style-type: none"> ■ Resident ■ Both
		Resident and Loss in County	2	\$28,700.00	
		Totals:	5	\$56,100.00	
POLK (Florida)	37	<u>Claimant Type</u>	<u>Claims Paid</u>	<u>Amount Paid</u>	Payments in County
		Resident of County	8	\$104,100.00	<ul style="list-style-type: none"> ■ Resident ■ Loss ■ Both
		Resident and Loss in County	5	\$63,800.00	
		Claim Loss in County	1	\$9,200.00	
		Totals:	14	\$177,100.00	

GCCF Program Statistics - Overall Summary (as of October 5, 2010 5:05 PM ET)


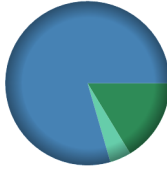


County	Total Claims	Claimant Type	Claims Paid	Amount Paid	Payments in County
POLK (Texas)	4	<u>Claimant Type</u>	<u>Claims Paid</u>	<u>Amount Paid</u>	Payments in County  ■ Resident
		Resident of County	1	\$80,700.00	
		Totals:	1	\$80,700.00	
PUTNAM (Florida)	4	<u>Claimant Type</u>	<u>Claims Paid</u>	<u>Amount Paid</u>	Payments in County  ■ Both
		Resident and Loss in County	2	\$51,500.00	
		Totals:	2	\$51,500.00	
RANDOLPH (Alabama)	7	<u>Claimant Type</u>	<u>Claims Paid</u>	<u>Amount Paid</u>	Payments in County  ■ Resident
		Resident of County	4	\$50,300.00	
		Totals:	4	\$50,300.00	
RANKIN (Mississippi)	42	<u>Claimant Type</u>	<u>Claims Paid</u>	<u>Amount Paid</u>	Payments in County  ■ Resident
		Resident of County	22	\$397,800.00	
		Totals:	22	\$397,800.00	
RAPIDES (Louisiana)	74	<u>Claimant Type</u>	<u>Claims Paid</u>	<u>Amount Paid</u>	Payments in County  ■ Resident ■ Both
		Resident of County	16	\$302,100.00	
		Resident and Loss in County	5	\$305,100.00	
		Totals:	21	\$607,200.00	

GCCF Program Statistics - Overall Summary (as of October 5, 2010 5:05 PM ET)

County	Total Claims	Claimant Type	Claims Paid	Amount Paid	Payments in County
RICHLAND (Louisiana)	4	<u>Claimant Type</u>	<u>Claims Paid</u>	<u>Amount Paid</u>	Payments in County  Resident
		Resident of County	3	\$29,000.00	
		Totals:	3	\$29,000.00	
ROCKWALL (Texas)	5	<u>Claimant Type</u>	<u>Claims Paid</u>	<u>Amount Paid</u>	Payments in County  Resident
		Resident of County	3	\$13,000.00	
		Totals:	3	\$13,000.00	
RUSSELL (Alabama)	7	<u>Claimant Type</u>	<u>Claims Paid</u>	<u>Amount Paid</u>	Payments in County  Resident
		Resident of County	2	\$21,100.00	
		Totals:	2	\$21,100.00	
SABINE (Louisiana)	7	<u>Claimant Type</u>	<u>Claims Paid</u>	<u>Amount Paid</u>	Payments in County  Resident
		Resident of County	1	\$16,800.00	
		Totals:	1	\$16,800.00	
SAN JACINTO (Texas)	4	<u>Claimant Type</u>	<u>Claims Paid</u>	<u>Amount Paid</u>	Payments in County  Resident Loss
		Resident of County	1	\$35,000.00	
		Claim Loss in County	1	\$22,500.00	
		Totals:	2	\$57,500.00	





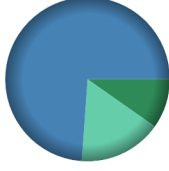
GCCF Program Statistics - Overall Summary

(as of October 5, 2010 5:05 PM ET)

County	Total Claims	Claimant Type	Claims Paid	Amount Paid	Payments in County
SAN PATRICIO (Texas)	17	<u>Claimant Type</u>	<u>Claims Paid</u>	<u>Amount Paid</u>	Payments in County  Both
		Resident and Loss in County	3	\$115,300.00	
		Totals:	3	\$115,300.00	
		SANTA ROSA (Florida)	3,415	<u>Claimant Type</u>	
Resident of County	446			\$5,687,700.00	
Resident and Loss in County	997			\$21,917,200.00	
Claim Loss in County	758			\$8,214,000.00	
Totals:	2,201			\$35,818,900.00	
SARASOTA (Florida)	160	<u>Claimant Type</u>	<u>Claims Paid</u>	<u>Amount Paid</u>	Payments in County  Resident Loss Both
		Resident of County	4	\$31,700.00	
		Resident and Loss in County	6	\$154,100.00	
		Claim Loss in County	1	\$8,100.00	
		Totals:	11	\$193,900.00	
SCOTT (Mississippi)	21	<u>Claimant Type</u>	<u>Claims Paid</u>	<u>Amount Paid</u>	Payments in County  Resident
		Resident of County	5	\$53,300.00	
		Totals:	5	\$53,300.00	
SEMINOLE (Florida)	32	<u>Claimant Type</u>	<u>Claims Paid</u>	<u>Amount Paid</u>	Payments in County  Resident
		Resident of County	8	\$59,500.00	
		Totals:	8	\$59,500.00	

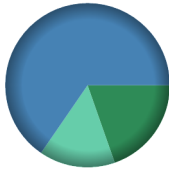



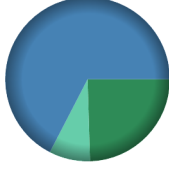
GCCF Program Statistics - Overall Summary

(as of October 5, 2010 5:05 PM ET)

County	Count	Claimant Type	Claims Paid	Amount Paid	Payments in County
SHARKEY (Mississippi)	1	<u>Claimant Type</u>	<u>Claims Paid</u>	<u>Amount Paid</u>	Payments in County  <ul style="list-style-type: none"> Resident
		Resident of County	1	\$4,800.00	
		Totals:	1	\$4,800.00	
SHELBY (Alabama)	159	<u>Claimant Type</u>	<u>Claims Paid</u>	<u>Amount Paid</u>	Payments in County  <ul style="list-style-type: none"> Resident Loss Both
		Resident of County	97	\$941,200.00	
		Resident and Loss in County	2	\$23,500.00	
		Claim Loss in County	1	\$28,800.00	
Totals:	100	\$993,500.00			
SIMPSON (Mississippi)	27	<u>Claimant Type</u>	<u>Claims Paid</u>	<u>Amount Paid</u>	Payments in County  <ul style="list-style-type: none"> Resident
		Resident of County	2	\$36,200.00	
		Totals:	2	\$36,200.00	
SMITH (Texas)	4	<u>Claimant Type</u>	<u>Claims Paid</u>	<u>Amount Paid</u>	Payments in County  <ul style="list-style-type: none"> Resident
		Resident of County	1	\$35,200.00	
		Totals:	1	\$35,200.00	
ST. BERNARD (Louisiana)	1,497	<u>Claimant Type</u>	<u>Claims Paid</u>	<u>Amount Paid</u>	Payments in County  <ul style="list-style-type: none"> Resident Loss Both
		Resident of County	139	\$2,243,900.00	
		Resident and Loss in County	540	\$16,968,900.00	
		Claim Loss in County	125	\$3,757,500.00	
Totals:	804	\$22,970,300.00			


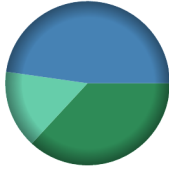

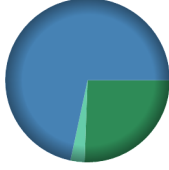
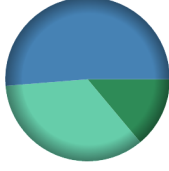
GCCF Program Statistics - Overall Summary

(as of October 5, 2010 5:05 PM ET)

County	Total Claims	Claimant Type	Claims Paid	Amount Paid	Payments in County
ST. CHARLES (Louisiana)	643	<u>Claimant Type</u>	<u>Claims Paid</u>	<u>Amount Paid</u>	Payments in County  <ul style="list-style-type: none"> ■ Resident ■ Loss ■ Both
		Resident of County	83	\$1,230,400.00	
		Resident and Loss in County	152	\$4,098,800.00	
		Claim Loss in County	53	\$934,800.00	
Totals:	288	\$6,264,000.00			
St. Clair (Alabama)	35	<u>Claimant Type</u>	<u>Claims Paid</u>	<u>Amount Paid</u>	Payments in County  <ul style="list-style-type: none"> ■ Resident
		Resident of County	23	\$294,700.00	
		Totals:	23	\$294,700.00	
ST. HELENA (Louisiana)	13	<u>Claimant Type</u>	<u>Claims Paid</u>	<u>Amount Paid</u>	Payments in County  <ul style="list-style-type: none"> ■ Resident ■ Loss
		Resident of County	2	\$43,300.00	
		Claim Loss in County	1	\$25,000.00	
		Totals:	3	\$68,300.00	
ST. JAMES (Louisiana)	53	<u>Claimant Type</u>	<u>Claims Paid</u>	<u>Amount Paid</u>	Payments in County  <ul style="list-style-type: none"> ■ Resident ■ Both
		Resident of County	5	\$142,800.00	
		Resident and Loss in County	8	\$149,500.00	
		Totals:	13	\$292,300.00	
ST. JOHN THE BAPTIST (Louisiana)	332	<u>Claimant Type</u>	<u>Claims Paid</u>	<u>Amount Paid</u>	Payments in County  <ul style="list-style-type: none"> ■ Resident ■ Loss ■ Both
		Resident of County	34	\$371,900.00	
		Resident and Loss in County	29	\$1,022,500.00	
		Claim Loss in County	5	\$122,100.00	
		Totals:	68	\$1,516,500.00	

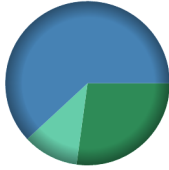
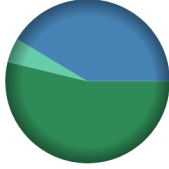



GCCF Program Statistics - Overall Summary

(as of October 5, 2010 5:05 PM ET)




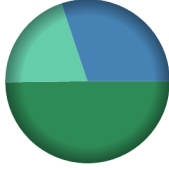
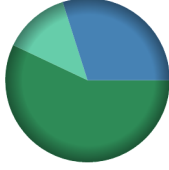
County	Total Claims	Claimant Type	Claims Paid	Amount Paid	Payments in County
St. Johns (Florida)	23	<u>Claimant Type</u>	<u>Claims Paid</u>	<u>Amount Paid</u>	Payments in County  <ul style="list-style-type: none"> ■ Resident ■ Both
		Resident of County	6	\$121,200.00	
		Resident and Loss in County	4	\$76,500.00	
		Totals:	10	\$197,700.00	
ST. LANDRY (Louisiana)	90	<u>Claimant Type</u>	<u>Claims Paid</u>	<u>Amount Paid</u>	Payments in County  <ul style="list-style-type: none"> ■ Resident ■ Loss ■ Both
		Resident of County	10	\$277,200.00	
		Resident and Loss in County	11	\$359,100.00	
		Claim Loss in County	3	\$115,700.00	
Totals:	24	\$752,000.00			
St. Lucie (Florida)	15	<u>Claimant Type</u>	<u>Claims Paid</u>	<u>Amount Paid</u>	Payments in County  <ul style="list-style-type: none"> ■ Resident ■ Both
		Resident of County	3	\$66,500.00	
		Resident and Loss in County	1	\$60,000.00	
		Totals:	4	\$126,500.00	
ST. MARTIN (Louisiana)	296	<u>Claimant Type</u>	<u>Claims Paid</u>	<u>Amount Paid</u>	Payments in County  <ul style="list-style-type: none"> ■ Resident ■ Loss ■ Both
		Resident of County	35	\$756,500.00	
		Resident and Loss in County	93	\$2,119,250.00	
		Claim Loss in County	7	\$82,100.00	
Totals:	135	\$2,957,850.00			
ST. MARY (Louisiana)	756	<u>Claimant Type</u>	<u>Claims Paid</u>	<u>Amount Paid</u>	Payments in County  <ul style="list-style-type: none"> ■ Resident ■ Loss ■ Both
		Resident of County	72	\$1,766,600.00	
		Resident and Loss in County	267	\$6,503,300.00	
		Claim Loss in County	128	\$4,413,300.00	
Totals:	467	\$12,683,200.00			

GCCF Program Statistics - Overall Summary

(as of October 5, 2010 5:05 PM ET)

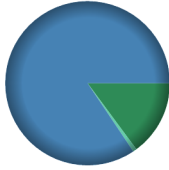
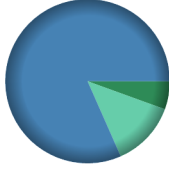



County	Total Claims	Claimant Type	Claims Paid	Amount Paid	Payments in County
ST. TAMMANY (Louisiana)	1,836	<u>Claimant Type</u>	<u>Claims Paid</u>	<u>Amount Paid</u>	Payments in County  <ul style="list-style-type: none"> ■ Resident ■ Loss ■ Both
		Resident of County	301	\$5,988,600.00	
		Resident and Loss in County	456	\$13,657,400.00	
		Claim Loss in County	109	\$2,418,665.00	
Totals:	866	\$22,064,665.00			
STONE (Mississippi)	254	<u>Claimant Type</u>	<u>Claims Paid</u>	<u>Amount Paid</u>	Payments in County  <ul style="list-style-type: none"> ■ Resident ■ Loss ■ Both
		Resident of County	45	\$792,300.00	
		Resident and Loss in County	12	\$609,900.00	
		Claim Loss in County	4	\$70,800.00	
Totals:	61	\$1,473,000.00			
SUMTER (Alabama)	5	<u>Claimant Type</u>	<u>Claims Paid</u>	<u>Amount Paid</u>	Payments in County  <ul style="list-style-type: none"> ■ Resident
		Resident of County	1	\$4,300.00	
Totals:	1	\$4,300.00			
SUMTER (Florida)	8	<u>Claimant Type</u>	<u>Claims Paid</u>	<u>Amount Paid</u>	Payments in County  <ul style="list-style-type: none"> ■ Resident
		Resident of County	4	\$58,200.00	
Totals:	4	\$58,200.00			
SUNFLOWER (Mississippi)	6	<u>Claimant Type</u>	<u>Claims Paid</u>	<u>Amount Paid</u>	Payments in County  <ul style="list-style-type: none"> ■ Resident
		Resident of County	2	\$22,600.00	
Totals:	2	\$22,600.00			

GCCF Program Statistics - Overall Summary (as of October 5, 2010 5:05 PM ET)






County	Total Claims	Claimant Type	Claims Paid	Amount Paid	Payments in County
SUWANNEE (Florida)	3	<u>Claimant Type</u>	<u>Claims Paid</u>	<u>Amount Paid</u>	Payments in County  <ul style="list-style-type: none"> Resident
		Resident of County	1	\$3,200.00	
		Totals:	1	\$3,200.00	
TALLADEGA (Alabama)	27	<u>Claimant Type</u>	<u>Claims Paid</u>	<u>Amount Paid</u>	Payments in County  <ul style="list-style-type: none"> Resident
		Resident of County	19	\$108,100.00	
		Totals:	19	\$108,100.00	
TALLAPOOSA (Alabama)	19	<u>Claimant Type</u>	<u>Claims Paid</u>	<u>Amount Paid</u>	Payments in County  <ul style="list-style-type: none"> Resident
		Resident of County	6	\$40,500.00	
		Totals:	6	\$40,500.00	
TANGIPAHOA (Louisiana)	403	<u>Claimant Type</u>	<u>Claims Paid</u>	<u>Amount Paid</u>	Payments in County  <ul style="list-style-type: none"> Resident Loss Both
		Resident of County	74	\$1,583,000.00	
		Resident and Loss in County	70	\$958,000.00	
		Claim Loss in County	19	\$638,700.00	
		Totals:	163	\$3,179,700.00	
TARRANT (Texas)	106	<u>Claimant Type</u>	<u>Claims Paid</u>	<u>Amount Paid</u>	Payments in County  <ul style="list-style-type: none"> Resident Loss Both
		Resident of County	35	\$670,200.00	
		Resident and Loss in County	4	\$351,100.00	
		Claim Loss in County	3	\$153,500.00	
		Totals:	42	\$1,174,800.00	

GCCF Program Statistics - Overall Summary

(as of October 5, 2010 5:05 PM ET)


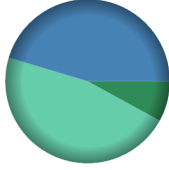


County	Total Claims	Claimant Type	Claims Paid	Amount Paid	Payments in County
TAYLOR (Florida)	46	<u>Claimant Type</u>	<u>Claims Paid</u>	<u>Amount Paid</u>	Payments in County  <ul style="list-style-type: none"> ■ Resident ■ Loss ■ Both
		Resident of County	6	\$99,000.00	
		Resident and Loss in County	23	\$561,200.00	
		Claim Loss in County	1	\$4,800.00	
Totals:	30	\$665,000.00			
TERREBONNE (Louisiana)	3,185	<u>Claimant Type</u>	<u>Claims Paid</u>	<u>Amount Paid</u>	Payments in County  <ul style="list-style-type: none"> ■ Resident ■ Loss ■ Both
		Resident of County	126	\$2,757,685.21	
		Resident and Loss in County	1,720	\$40,619,100.00	
		Claim Loss in County	288	\$6,392,500.00	
Totals:	2,134	\$49,769,285.21			
TISHOMINGO (Mississippi)	1	<u>Claimant Type</u>	<u>Claims Paid</u>	<u>Amount Paid</u>	Payments in County  <ul style="list-style-type: none"> ■ Resident
		Resident of County	1	\$2,100.00	
Totals:	1	\$2,100.00			
TRAVIS (Texas)	35	<u>Claimant Type</u>	<u>Claims Paid</u>	<u>Amount Paid</u>	Payments in County  <ul style="list-style-type: none"> ■ Resident ■ Loss ■ Both
		Resident of County	10	\$121,400.00	
		Resident and Loss in County	1	\$15,000.00	
		Totals:	11	\$136,400.00	
TUSCALOOSA (Alabama)	133	<u>Claimant Type</u>	<u>Claims Paid</u>	<u>Amount Paid</u>	Payments in County  <ul style="list-style-type: none"> ■ Resident ■ Loss ■ Both
		Resident of County	77	\$710,100.00	
		Resident and Loss in County	1	\$7,000.00	
		Claim Loss in County	1	\$4,000.00	
Totals:	79	\$721,100.00			

GCCF Program Statistics - Overall Summary (as of October 5, 2010 5:05 PM ET)

State	Count	Claimant Type	Claims Paid	Amount Paid	Payments in County
TYLER (Texas)	3				 <ul style="list-style-type: none"> Resident
		Resident of County	3	\$28,000.00	
		Totals:	3	\$28,000.00	
UNION (Louisiana)	7				 <ul style="list-style-type: none"> Resident Both
		Resident of County	1	\$87,000.00	
		Resident and Loss in County	1	\$40,800.00	
		Totals:	2	\$127,800.00	
Unknown (Alabama)	62				 <ul style="list-style-type: none"> Resident
		Resident of County	29	\$818,600.00	
		Totals:	29	\$818,600.00	
Unknown (Florida)	55				 <ul style="list-style-type: none"> Resident
		Resident of County	21	\$575,700.00	
		Totals:	21	\$575,700.00	
Unknown (Louisiana)	105				 <ul style="list-style-type: none"> Resident
		Resident of County	37	\$847,400.00	
		Totals:	37	\$847,400.00	

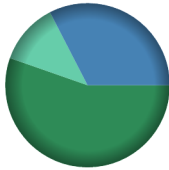


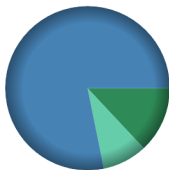
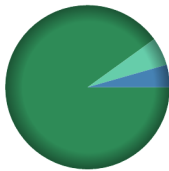
GCCF Program Statistics - Overall Summary

(as of October 5, 2010 5:05 PM ET)

Unknown (Mississippi)	38	<u>Claimant Type</u>	<u>Claims Paid</u>	<u>Amount Paid</u>	Payments in County
		Resident of County	13	\$160,600.00	 <ul style="list-style-type: none"> Resident
		Totals:	13	\$160,600.00	
Unknown (Texas)	5	<u>Claimant Type</u>	<u>Claims Paid</u>	<u>Amount Paid</u>	Payments in County
		Resident of County	1	\$1,000.00	 <ul style="list-style-type: none"> Resident
		Totals:	1	\$1,000.00	
VERMILION (Louisiana)	913	<u>Claimant Type</u>	<u>Claims Paid</u>	<u>Amount Paid</u>	Payments in County
		Resident of County	89	\$1,757,600.00	 <ul style="list-style-type: none"> Resident Loss Both
		Resident and Loss in County	459	\$9,981,900.00	
		Claim Loss in County	148	\$10,275,500.00	
		Totals:	696	\$22,015,000.00	
VERNON (Louisiana)	10	<u>Claimant Type</u>	<u>Claims Paid</u>	<u>Amount Paid</u>	Payments in County
		Claim Loss in County	3	\$111,800.00	 <ul style="list-style-type: none"> Loss
		Totals:	3	\$111,800.00	
VICTORIA (Texas)	6	<u>Claimant Type</u>	<u>Claims Paid</u>	<u>Amount Paid</u>	Payments in County
		Resident of County	2	\$26,700.00	 <ul style="list-style-type: none"> Resident
		Totals:	2	\$26,700.00	

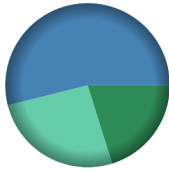


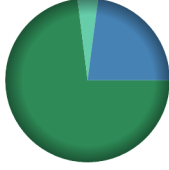
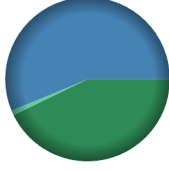
GCCF Program Statistics - Overall Summary

(as of October 5, 2010 5:05 PM ET)

County	Total Claims	Claimant Type	Claims Paid	Amount Paid	Payments in County
VOLUSIA (Florida)	38	<u>Claimant Type</u>	<u>Claims Paid</u>	<u>Amount Paid</u>	Payments in County  <ul style="list-style-type: none"> ■ Resident ■ Loss ■ Both
		Resident of County	3	\$156,500.00	
		Resident and Loss in County	2	\$92,000.00	
		Claim Loss in County	3	\$34,100.00	
Totals:	8	\$282,600.00			
W. BATON ROUGE (Louisiana)	12	<u>Claimant Type</u>	<u>Claims Paid</u>	<u>Amount Paid</u>	Payments in County  <ul style="list-style-type: none"> ■ Loss ■ Both
		Resident and Loss in County	1	\$28,100.00	
		Claim Loss in County	1	\$3,700.00	
Totals:	2	\$31,800.00			
W. FELICIANA (Louisiana)	8	<u>Claimant Type</u>	<u>Claims Paid</u>	<u>Amount Paid</u>	Payments in County  <ul style="list-style-type: none"> ■ Resident
		Resident of County	1	\$8,000.00	
Totals:	1	\$8,000.00			
WAKULLA (Florida)	401	<u>Claimant Type</u>	<u>Claims Paid</u>	<u>Amount Paid</u>	Payments in County  <ul style="list-style-type: none"> ■ Resident ■ Loss ■ Both
		Resident of County	25	\$688,000.00	
		Resident and Loss in County	229	\$4,123,900.00	
		Claim Loss in County	21	\$462,700.00	
Totals:	275	\$5,274,600.00			
WALKER (Alabama)	24	<u>Claimant Type</u>	<u>Claims Paid</u>	<u>Amount Paid</u>	Payments in County  <ul style="list-style-type: none"> ■ Resident ■ Loss ■ Both
		Resident of County	13	\$193,300.00	
		Resident and Loss in County	1	\$9,500.00	
		Claim Loss in County	2	\$11,900.00	
Totals:	16	\$214,700.00			






GCCF Program Statistics - Overall Summary

(as of October 5, 2010 5:05 PM ET)

County	Total Claims	Claimant Type	Claims Paid	Amount Paid	Payments in County
WALTON (Florida)	4,626	<u>Claimant Type</u>	<u>Claims Paid</u>	<u>Amount Paid</u>	Payments in County  <ul style="list-style-type: none"> ■ Resident ■ Loss ■ Both
		Resident of County	455	\$10,424,500.00	
		Resident and Loss in County	1,376	\$27,857,300.00	
		Claim Loss in County	1,172	\$13,369,800.00	
Totals:	3,003	\$51,651,600.00			
WARREN (Mississippi)	12	<u>Claimant Type</u>	<u>Claims Paid</u>	<u>Amount Paid</u>	Payments in County  <ul style="list-style-type: none"> ■ Resident
		Resident of County	4	\$32,700.00	
		Totals:	4	\$32,700.00	
WASHINGTON (Alabama)	45	<u>Claimant Type</u>	<u>Claims Paid</u>	<u>Amount Paid</u>	Payments in County  <ul style="list-style-type: none"> ■ Resident ■ Loss ■ Both
		Resident of County	11	\$115,200.00	
		Resident and Loss in County	1	\$15,000.00	
		Claim Loss in County	4	\$108,000.00	
Totals:	16	\$238,200.00			
WASHINGTON (Florida)	203	<u>Claimant Type</u>	<u>Claims Paid</u>	<u>Amount Paid</u>	Payments in County  <ul style="list-style-type: none"> ■ Resident ■ Loss ■ Both
		Resident of County	66	\$613,800.00	
		Resident and Loss in County	10	\$192,800.00	
		Claim Loss in County	4	\$33,700.00	
Totals:	80	\$840,300.00			
WASHINGTON (Louisiana)	79	<u>Claimant Type</u>	<u>Claims Paid</u>	<u>Amount Paid</u>	Payments in County  <ul style="list-style-type: none"> ■ Resident ■ Loss ■ Both
		Resident of County	14	\$405,800.00	
		Resident and Loss in County	10	\$533,400.00	
		Claim Loss in County	1	\$9,000.00	
Totals:	25	\$948,200.00			

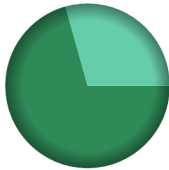




GCCF Program Statistics - Overall Summary

(as of October 5, 2010 5:05 PM ET)

County	Total Claims	Claimant Type	Claims Paid	Amount Paid	Payments in County
WASHINGTON (Mississippi)	5	<u>Claimant Type</u>	<u>Claims Paid</u>	<u>Amount Paid</u>	Payments in County  <ul style="list-style-type: none"> Resident
		Resident of County	2	\$2,000.00	
		Totals:	2	\$2,000.00	
WAYNE (Mississippi)	36	<u>Claimant Type</u>	<u>Claims Paid</u>	<u>Amount Paid</u>	Payments in County  <ul style="list-style-type: none"> Resident Both
		Resident of County	2	\$84,100.00	
		Resident and Loss in County	3	\$57,900.00	
Totals:	5	\$142,000.00			
WEBSTER (Louisiana)	7	<u>Claimant Type</u>	<u>Claims Paid</u>	<u>Amount Paid</u>	Payments in County  <ul style="list-style-type: none"> Resident
		Resident of County	1	\$91,000.00	
		Totals:	1	\$91,000.00	
WEBSTER (Mississippi)	2	<u>Claimant Type</u>	<u>Claims Paid</u>	<u>Amount Paid</u>	Payments in County  <ul style="list-style-type: none"> Resident
		Resident of County	1	\$3,000.00	
		Totals:	1	\$3,000.00	
WICHITA (Texas)	2	<u>Claimant Type</u>	<u>Claims Paid</u>	<u>Amount Paid</u>	Payments in County  <ul style="list-style-type: none"> Resident
		Resident of County	1	\$2,700.00	
		Totals:	1	\$2,700.00	



GCCF Program Statistics - Overall Summary

(as of October 5, 2010 5:05 PM ET)

County	Total Claims	Claimant Type	Claims Paid	Amount Paid	Payments in County
WILCOX (Alabama)	16	<u>Claimant Type</u>	<u>Claims Paid</u>	<u>Amount Paid</u>	Payments in County  <ul style="list-style-type: none"> Resident Both
		Resident of County	10	\$150,300.00	
		Resident and Loss in County	2	\$62,400.00	
		Totals:	12	\$212,700.00	
WILKINSON (Mississippi)	1	<u>Claimant Type</u>	<u>Claims Paid</u>	<u>Amount Paid</u>	Payments in County  <ul style="list-style-type: none"> Resident
		Resident of County	1	\$8,400.00	
		Totals:	1	\$8,400.00	
WILLIAMSON (Texas)	10	<u>Claimant Type</u>	<u>Claims Paid</u>	<u>Amount Paid</u>	Payments in County  <ul style="list-style-type: none"> Resident
		Resident of County	4	\$54,700.00	
		Totals:	4	\$54,700.00	
WINSTON (Alabama)	11	<u>Claimant Type</u>	<u>Claims Paid</u>	<u>Amount Paid</u>	Payments in County  <ul style="list-style-type: none"> Resident
		Resident of County	4	\$85,200.00	
		Totals:	4	\$85,200.00	
WINSTON (Mississippi)	3	<u>Claimant Type</u>	<u>Claims Paid</u>	<u>Amount Paid</u>	Payments in County  <ul style="list-style-type: none"> Resident
		Resident of County	1	\$7,400.00	
		Totals:	1	\$7,400.00	

GCCF Program Statistics - Overall Summary

(as of October 5, 2010 5:05 PM ET)

YAZOO (Mississippi)	2	<u>Claimant Type</u>	<u>Claims Paid</u>	<u>Amount Paid</u>	Payments in County	
		Resident of County	1	\$3,300.00		
		Totals:	1	\$3,300.00		 Resident