

GCCF Program Statistics - Overall Summary

(as of October 04, 2010, 5:05 PM ET)

Claimant Status	No. of Claimants
TOTAL GCCF Claimants to Date <i>(Claimants may have one or more Claim Type)</i>	104,216
1. Claimants Paid and Approved for Payment	49,500
2. Claimants Requiring Additional Information or Documentation	39,147
3. Claimants Referred to Government, Moratorium and Real Estate funds	1,564
4. Denied Claimants	118
5. Claimants Under Review (Emergency Advance Payment)	10,672
6. Claimants Under Review (for Final Claim only)	3,215

Claimants <i>(Claimants may have one or more Claim Type)</i>	No. of Claimants
1. Individual*	74,446
2. Business*	29,770
<i>*Individual v. Business classification is subject to change.</i>	
Total to Date	104,216

Claims by Emergency Or Final Payment	No. of Claims Paid or Approved for Payment	No. of Claims Paid	Amount Paid
1. Emergency Advance Payment	49,681	49,102	\$ 963,734,714.71
2. Final Claim*	0	0	\$ -
<i>*Review underway to determine whether claimant intended to file Final Claim.</i>			
Sub-Total to Date	49,681	49,102	\$ 963,734,714.71

Separate Fund for Real Estate Brokers and Agents			\$ 34,500,000.00
Total to Date			\$ 998,234,714.71

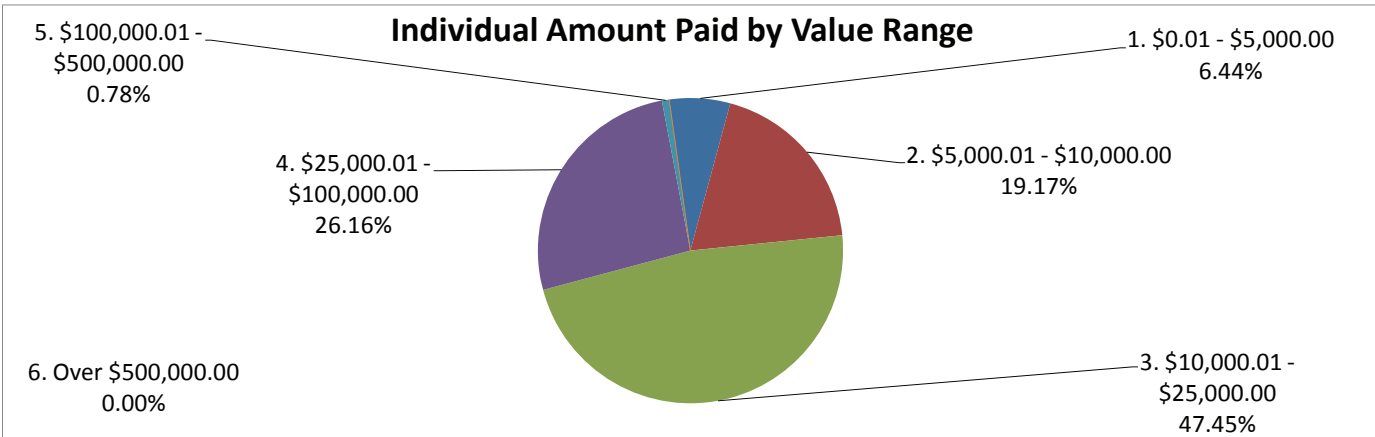
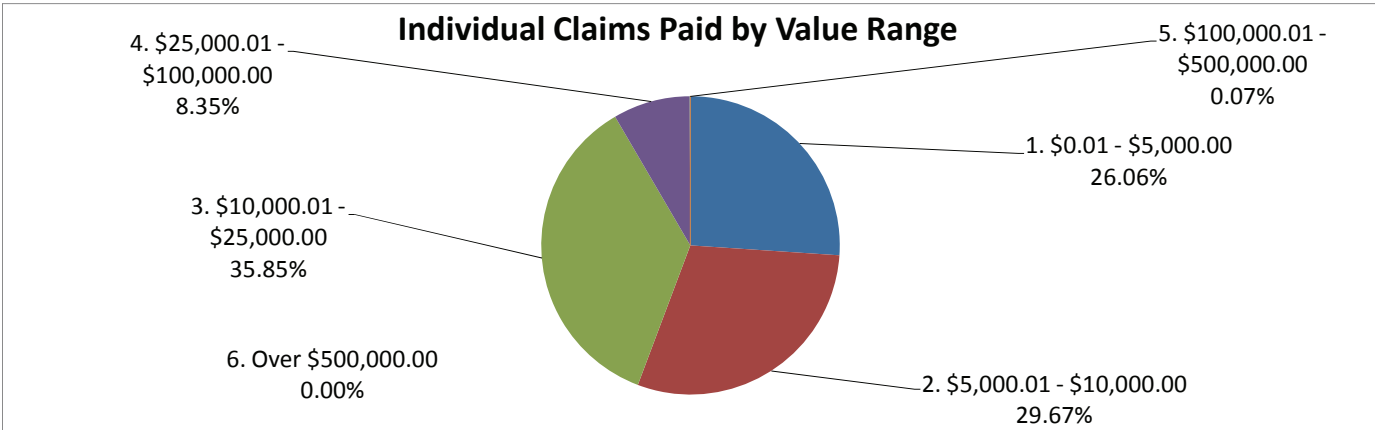
Claims by Category <i>(includes Individual and Business)</i>	No. of Claims Paid	Amount Paid
1. Removal and Clean Up Costs	0	\$ -
2. Real or Personal Property	12	\$ 54,663.38
3. Lost Earnings or Profits	49,082	\$ 963,666,314.83
4. Loss of Subsistence Use of Natural Resources	5	\$ 13,000.00
5. Physical Injury / Death	3	\$ 736.50
Total to Date	49,102	\$ 963,734,714.71

Claims by Type	No. of Claims Paid where Claimant Participated in BP Claims Process	No. of Claims Paid for new Claimants	Total Amount Paid
1. Individual	19,033	10,487	\$ 348,519,038.71
2. Business	17,135	2,447	\$ 615,215,676.00
Total to Date	36,168	12,934	\$ 963,734,714.71

GCCF Program Statistics - Overall Summary
(as of October 04, 2010, 5:05 PM ET)

Individual Claims by Amount
(Claimants may have more than one Claim Type)

Claims by Amount	No. of Claims Paid	Amount Paid
1. \$0.01 - \$5,000.00	7693	\$ 22,436,210.33
2. \$5,000.01 - \$10,000.00	8759	\$ 66,800,900.00
3. \$10,000.01 - \$25,000.00	10582	\$ 165,386,265.00
4. \$25,000.01 - \$100,000.00	2465	\$ 91,173,163.38
5. \$100,000.01 - \$500,000.00	21	\$ 2,722,500.00
6. Over \$500,000.00	0	\$ -
Total to Date	29,520	\$ 348,519,038.71

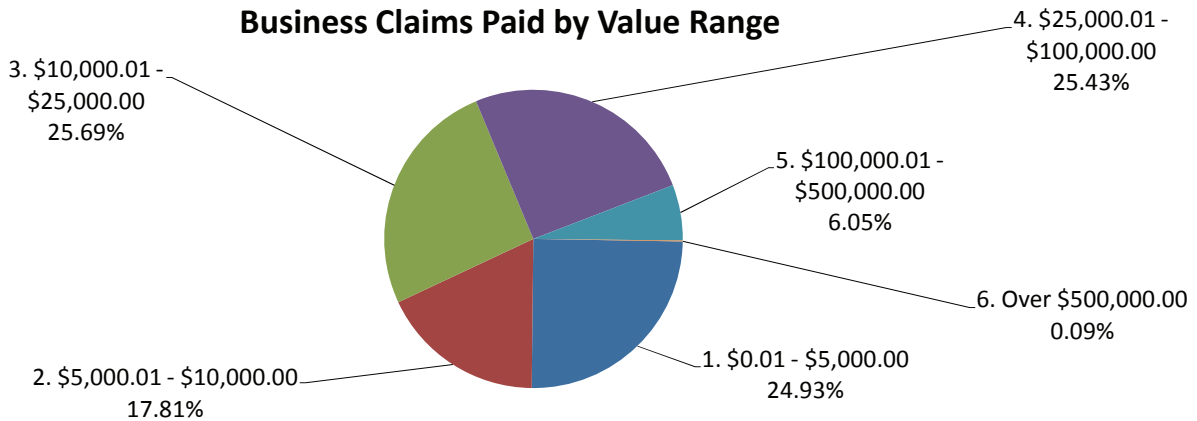


GCCF Program Statistics - Overall Summary
(as of October 04, 2010, 5:05 PM ET)

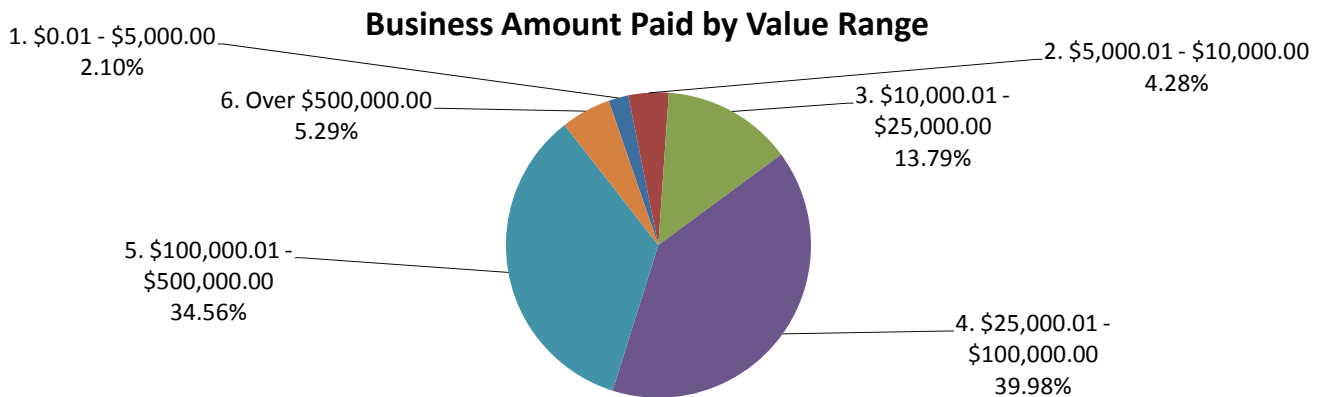
Business Claims by Amount
(Claimants may have more than one Claim Type)

Claims by Amount	No. of Claims Paid	Amount Paid
1. \$0.01 - \$5,000.00	4881	\$ 12,930,900.00
2. \$5,000.01 - \$10,000.00	3488	\$ 26,302,700.00
3. \$10,000.01 - \$25,000.00	5031	\$ 84,829,700.00
4. \$25,000.01 - \$100,000.00	4979	\$ 245,957,000.00
5. \$100,000.01 - \$500,000.00	1185	\$ 212,633,700.00
6. Over \$500,000.00	18	\$ 32,561,676.00
Total to Date	19,582	\$ 615,215,676.00

Business Claims Paid by Value Range



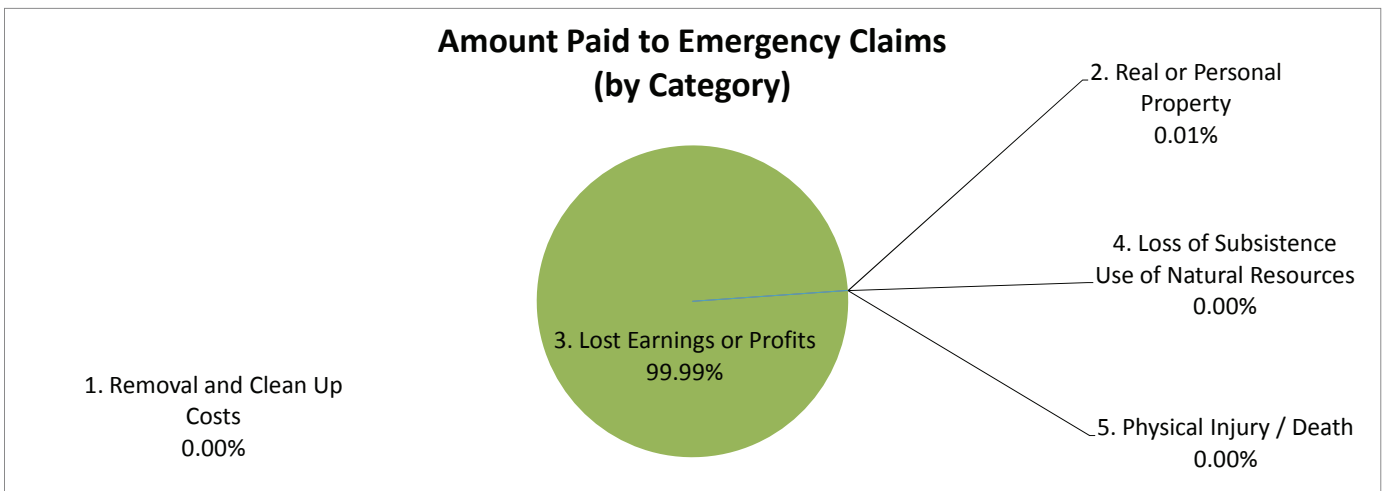
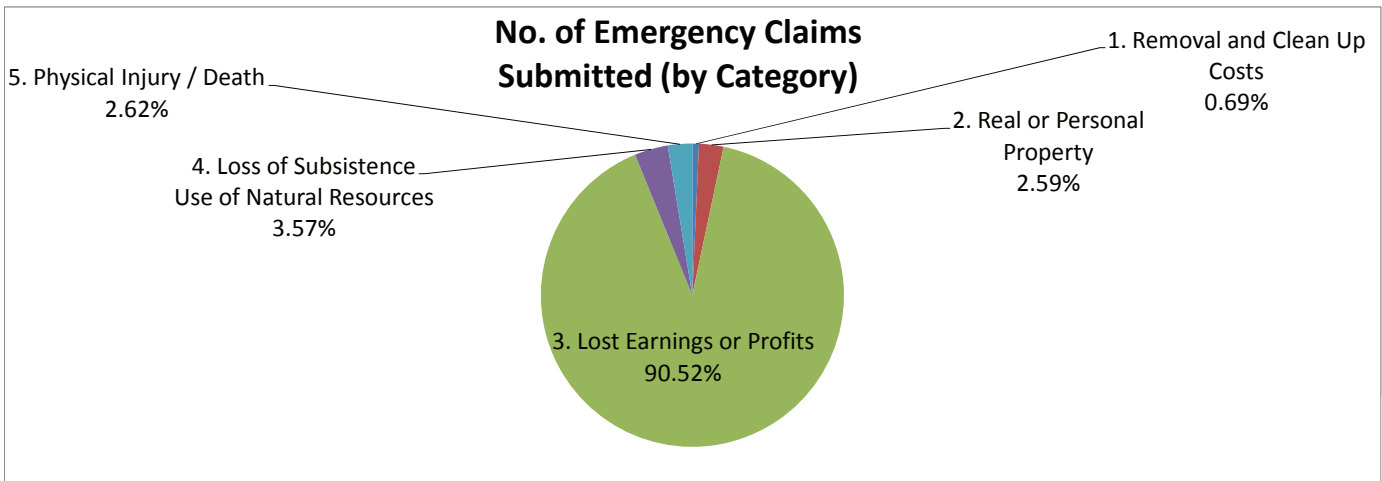
Business Amount Paid by Value Range



GCCF Program Statistics - Overall Summary
(as of October 04, 2010, 5:05 PM ET)

Emergency Advance Claim Counts by Category
(Claimants may have more than one Claim Type)

Claims for Emergency Advance Payment	Claims Submitted	No. of Claims Paid	Amount Paid
1. Removal and Clean Up Costs	748	0	\$ -
2. Real or Personal Property	2,790	12	\$ 54,663.38
3. Lost Earnings or Profits	97,457	49,082	\$ 963,666,314.83
4. Loss of Subsistence Use of Natural Resources	3,848	5	\$ 13,000.00
5. Physical Injury / Death	2,822	3	\$ 736.50
Total to Date	107,665	49,102	\$ 963,734,714.71

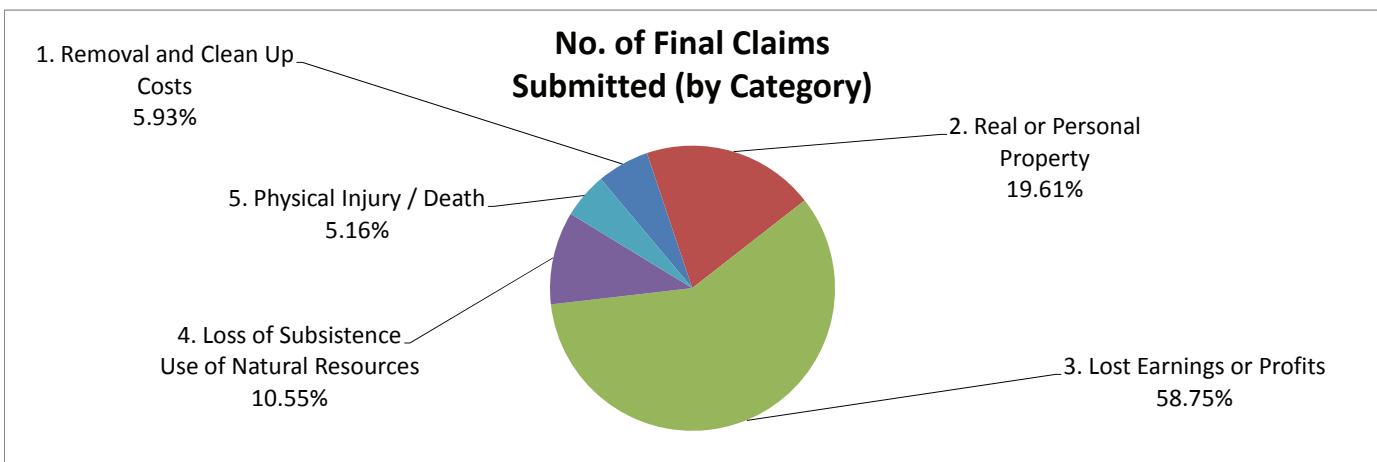


GCCF Program Statistics - Overall Summary (as of October 04, 2010, 5:05 PM ET)

Final Payment Claim Counts by Category

(Claimants may have more than one Claim Type)

Claims Seeking Final Payment	Claims Submitted	No. of Claims Paid	Amount Paid
1. Removal and Clean Up Costs	301	0	\$ -
2. Real or Personal Property	996	0	\$ -
3. Lost Earnings or Profits	2,984	0	\$ -
4. Loss of Subsistence Use of Natural Resources	536	0	\$ -
5. Physical Injury / Death	262	0	\$ -
Total to Date	5,079	0	\$ -



Amount Paid to Final Claims (by Category)

No data to chart yet

GCCF Program Statistics - Overall Summary

(as of October 04, 2010, 5:05 PM ET)

Claims by Category and Amount

(Claimants may have more than one Claim Type)

Claims by Category and Amount	No. of Claims Paid	Amount Paid
1. Removal and Clean Up Costs		
a. \$0.01 - \$5,000.00	0	\$ -
b. \$5,000.01 - \$10,000.00	0	\$ -
c. \$10,000.01 - \$25,000.00	0	\$ -
d. \$25,000.01 - \$100,000.00	0	\$ -
e. \$100,000.01 - \$500,000.00	0	\$ -
f. Over \$500,000.00	0	\$ -
Sub-Total to Date	0	\$ -
2. Real or Personal Property		
a. \$0.01 - \$5,000.00	8	\$ 5,500.00
b. \$5,000.01 - \$10,000.00	3	\$ 22,600.00
c. \$10,000.01 - \$25,000.00	0	\$ -
d. \$25,000.01 - \$100,000.00	1	\$ 26,563.38
e. \$100,000.01 - \$500,000.00	0	\$ -
f. Over \$500,000.00	0	\$ -
Sub-Total to Date	12	\$ 54,663.38
3. Lost Earnings or Profits		
a. \$0.01 - \$5,000.00	12,558	\$ 35,347,873.83
b. \$5,000.01 - \$10,000.00	12,244	\$ 93,081,000.00
c. \$10,000.01 - \$25,000.00	15,613	\$ 250,215,965.00
d. \$25,000.01 - \$100,000.00	7,443	\$ 337,103,600.00
e. \$100,000.01 - \$500,000.00	1,206	\$ 215,356,200.00
f. Over \$500,000.00	18	\$ 32,561,676.00
Sub-Total to Date	49,082	\$ 963,666,314.83

GCCF Program Statistics - Overall Summary (as of October 04, 2010, 5:05 PM ET)

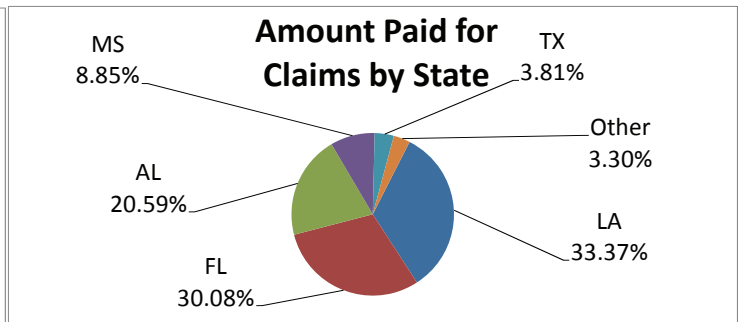
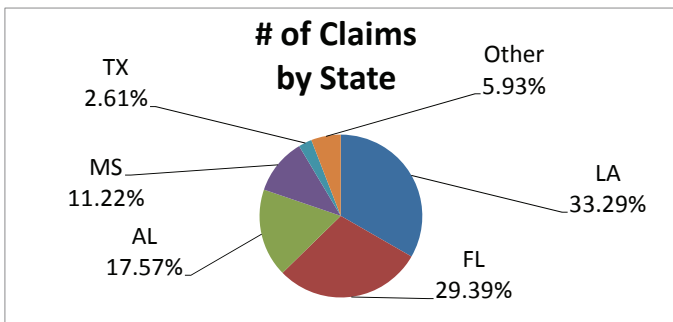
Claims by Category and Amount (Claimants may have more than one Claim Type)

Claims by Category and Amount	No. of Claims Paid	Amount Paid
4. Loss of Subsistence Use of Natural Resources		
a. \$0.01 - \$5,000.00	5	\$ 13,000.00
b. \$5,000.01 - \$10,000.00	0	\$ -
c. \$10,000.01 - \$25,000.00	0	\$ -
d. \$25,000.01 - \$100,000.00	0	\$ -
e. \$100,000.01 - \$500,000.00	0	\$ -
f. Over \$500,000.00	0	\$ -
Sub-Total to Date	5	\$ 13,000.00
5. Physical Injury / Death		
a. \$0.01 - \$5,000.00	3	\$ 736.50
b. \$5,000.01 - \$10,000.00	0	\$ -
c. \$10,000.01 - \$25,000.00	0	\$ -
d. \$25,000.01 - \$100,000.00	0	\$ -
e. \$100,000.01 - \$500,000.00	0	\$ -
f. Over \$500,000.00	0	\$ -
Sub-Total to Date	3	\$ 736.50
6. Other Claims		
a. \$0.01 - \$5,000.00	0	\$ -
b. \$5,000.01 - \$10,000.00	0	\$ -
c. \$10,000.01 - \$25,000.00	0	\$ -
d. \$25,000.01 - \$100,000.00	0	\$ -
e. \$100,000.01 - \$500,000.00	0	\$ -
f. Over \$500,000.00	0	\$ -
Sub-Total to Date	0	\$ -
Total to Date	49,102	\$ 963,734,714.71

GCCF Program Statistics - Overall Summary
(as of October 04, 2010, 5:05 PM ET)

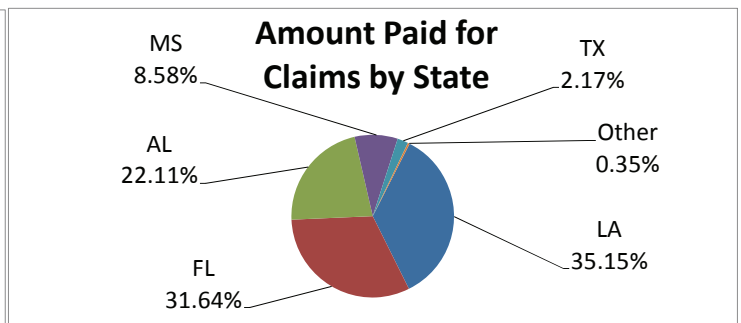
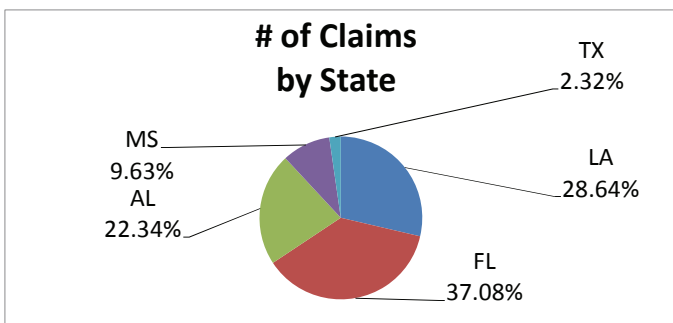
Claims by State of Residence
(Claimants may have more than one Claim Type)

Claim State of Residence	Claims Submitted	No. of Claims Paid	Amount Paid
Louisiana	37,530	13,507	\$ 321,621,815.53
Florida	33,139	16,548	\$ 289,849,076.00
Alabama	19,805	10,557	\$ 198,413,028.32
Mississippi	12,646	4,174	\$ 85,325,994.86
Texas	2,941	1,252	\$ 36,746,500.00
Others	6,683	3,064	\$ 31,778,300.00
Total to Date	112,744	49,102	\$ 963,734,714.71



Claims by State of Loss
(Claimants may have more than one Claim Type)

Claim State of Loss	Claims Submitted	No. of Claims Paid	Amount Paid
Louisiana	20,630	13,597	\$ 338,753,780.53
Florida	26,712	18,607	\$ 304,922,276.00
Alabama	16,091	11,875	\$ 213,044,499.94
Mississippi	6,936	3,973	\$ 82,736,358.36
Texas	1,670	900	\$ 20,948,200.00
Other State / Pending Location Verification		150	\$ 3,329,599.88
Total to Date		49,102	\$ 963,734,714.71



GCCF Program Statistics - Overall Summary
 (as of October 04, 2010, 5:05 PM ET)

Lost Earnings or Profits Claims Paid by Industry
 (Claimants may have more than one Claim Type)

Claims by Amount	No. of Claims Paid	Amount Paid
Fishing	12454	\$ 319,956,600.00
Food, Beverage and Lodging	16307	\$ 228,655,099.94
Rental Property(ies)	8096	\$ 103,286,576.00
Retail, Sales and Service	7743	\$ 216,014,980.32
Seafood Processing and Distribution	3679	\$ 72,428,558.57
Tourism and Recreation	803	\$ 23,324,500.00
Total to Date	49,082	\$ 963,666,314.83

