

GCCF Program Statistics - Overall Summary

(as of October 02, 2010, 7:05 PM ET)

Claimant Status	No. of Claimants
TOTAL GCCF Claimants to Date <i>(Claimants may have one or more Claim Type)</i>	97,349
1. Claimants Paid and Approved for Payment	47,901
2. Claimants Requiring Additional Information or Documentation	35,348
3. Claimants Referred to Government, Moratorium and Real Estate funds	1,513
4. Denied Claimants	116
5. Claimants Under Review (Emergency Advance Payment)	9,412
6. Claimants Under Review (for Final Claim only)	3,059

Claimants <i>(Claimants may have one or more Claim Type)</i>	No. of Claimants
1. Individual*	68,481
2. Business*	28,868
<i>*Individual v. Business classification is subject to change.</i>	
Total to Date	97,349

Claims by Emergency Or Final Payment	No. of Claims Paid or Approved for Payment	No. of Claims Paid	Amount Paid
1. Emergency Advance Payment	48,084	47,352	\$ 914,759,460.88
2. Final Claim*	0	0	\$ -
<i>*Review underway to determine whether claimant intended to file Final Claim.</i>			
Sub-Total to Date	48,084	47,352	\$ 914,759,460.88

Separate Fund for Real Estate Brokers and Agents			\$ 34,500,000.00
Total to Date			\$ 949,259,460.88

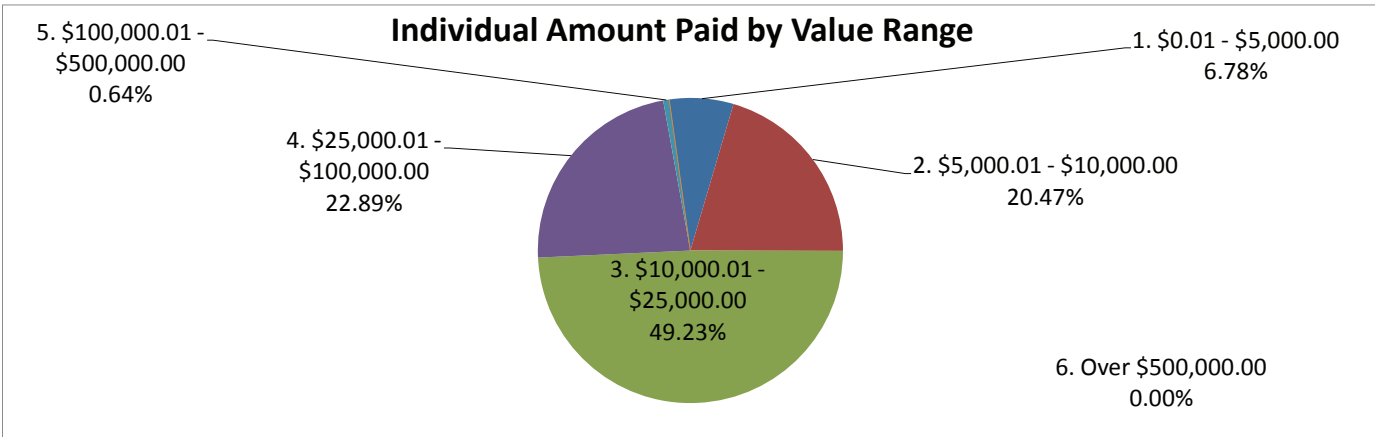
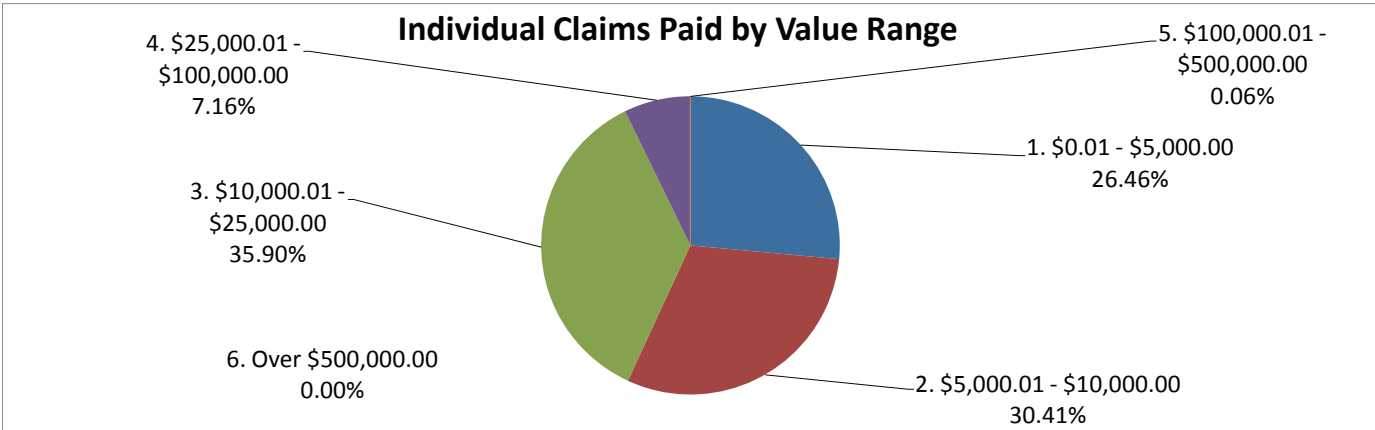
Claims by Category <i>(includes Individual and Business)</i>	No. of Claims Paid	Amount Paid
1. Removal and Clean Up Costs	0	\$ -
2. Real or Personal Property	10	\$ 53,963.38
3. Lost Earnings or Profits	47,334	\$ 914,691,791.00
4. Loss of Subsistence Use of Natural Resources	5	\$ 12,970.00
5. Physical Injury / Death	3	\$ 736.50
Total to Date	47,352	\$ 914,759,460.88

Claims by Type	No. of Claims Paid where Claimant Participated in BP Claims Process	No. of Claims Paid for new Claimants	Total Amount Paid
1. Individual	19,189	8,922	\$ 318,108,884.88
2. Business	16,421	2,820	\$ 596,650,576.00
Total to Date	35,610	11,742	\$ 914,759,460.88

GCCF Program Statistics - Overall Summary
(as of October 02, 2010, 7:05 PM ET)

Individual Claims by Amount
(Claimants may have more than one Claim Type)

Claims by Amount	No. of Claims Paid	Amount Paid
1. \$0.01 - \$5,000.00	7439	\$ 21,558,256.50
2. \$5,000.01 - \$10,000.00	8549	\$ 65,116,900.00
3. \$10,000.01 - \$25,000.00	10093	\$ 156,594,865.00
4. \$25,000.01 - \$100,000.00	2014	\$ 72,814,363.38
5. \$100,000.01 - \$500,000.00	16	\$ 2,024,500.00
6. Over \$500,000.00	0	\$ -
Total to Date	28,111	\$ 318,108,884.88

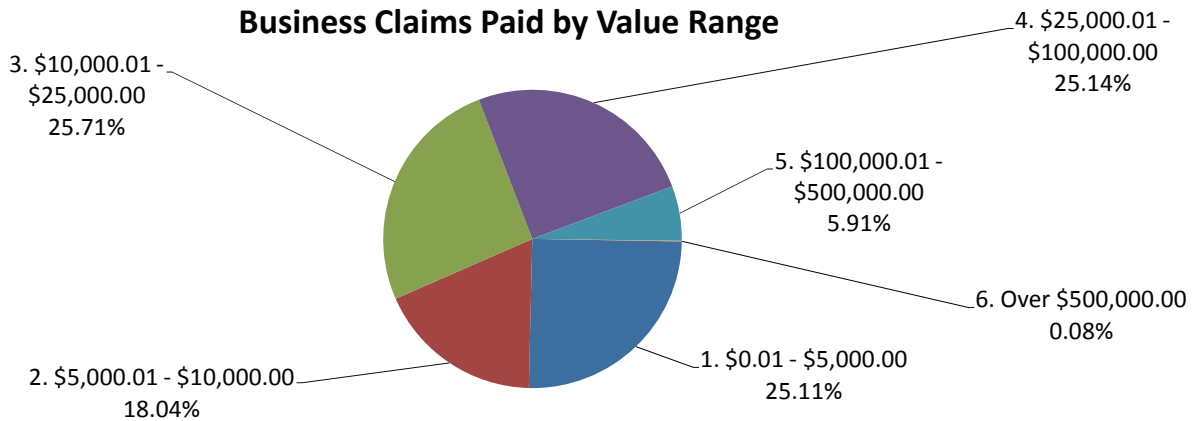


GCCF Program Statistics - Overall Summary
(as of October 02, 2010, 7:05 PM ET)

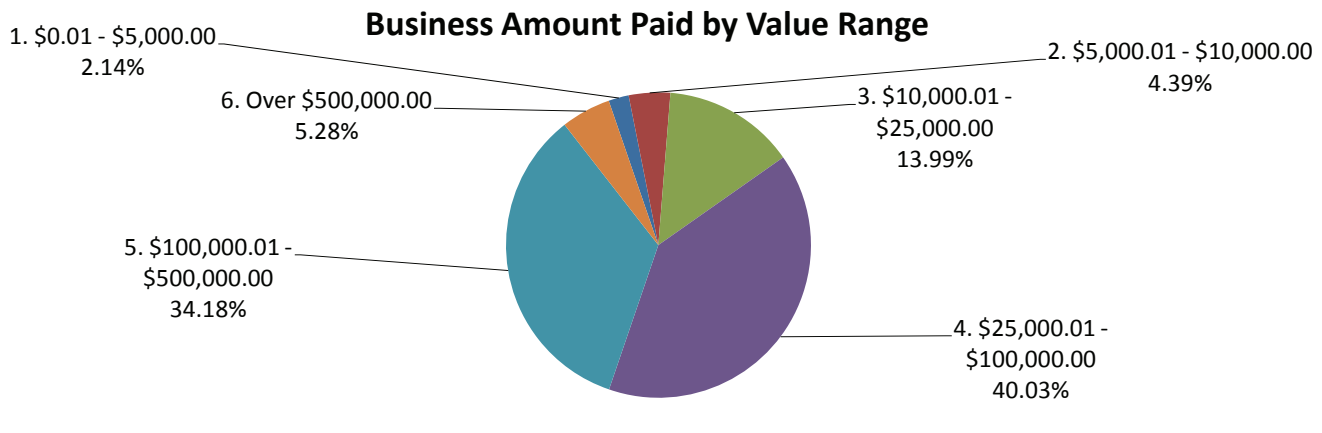
Business Claims by Amount
(Claimants may have more than one Claim Type)

Claims by Amount	No. of Claims Paid	Amount Paid
1. \$0.01 - \$5,000.00	4831	\$ 12,782,200.00
2. \$5,000.01 - \$10,000.00	3472	\$ 26,179,400.00
3. \$10,000.01 - \$25,000.00	4947	\$ 83,442,500.00
4. \$25,000.01 - \$100,000.00	4838	\$ 238,822,200.00
5. \$100,000.01 - \$500,000.00	1137	\$ 203,909,100.00
6. Over \$500,000.00	16	\$ 31,515,176.00
Total to Date	19,241	\$ 596,650,576.00

Business Claims Paid by Value Range



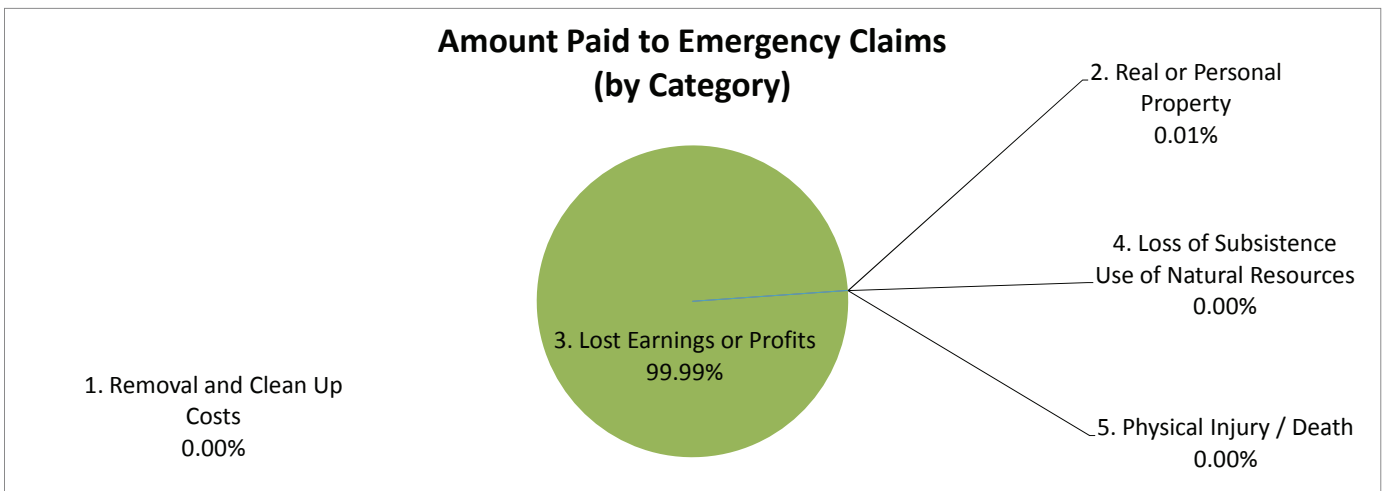
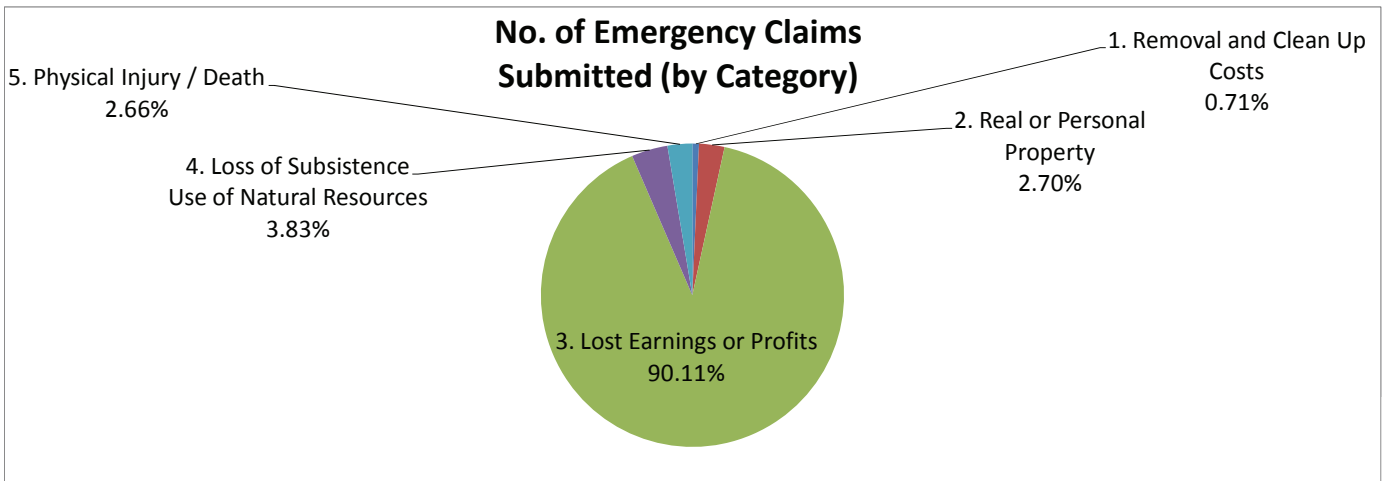
Business Amount Paid by Value Range



GCCF Program Statistics - Overall Summary
(as of October 02, 2010, 7:05 PM ET)

Emergency Advance Claim Counts by Category
(Claimants may have more than one Claim Type)

Claims for Emergency Advance Payment	Claims Submitted	No. of Claims Paid	Amount Paid
1. Removal and Clean Up Costs	709	0	\$ -
2. Real or Personal Property	2,708	10	\$ 53,963.38
3. Lost Earnings or Profits	90,527	47,334	\$ 914,691,791.00
4. Loss of Subsistence Use of Natural Resources	3,847	5	\$ 12,970.00
5. Physical Injury / Death	2,675	3	\$ 736.50
Total to Date	100,466	47,352	\$ 914,759,460.88



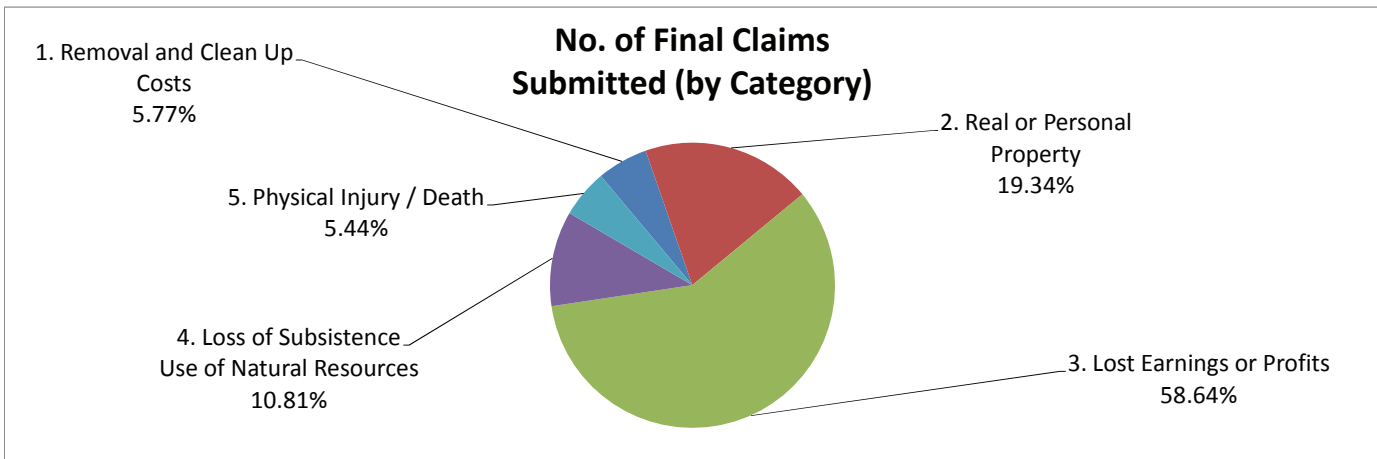
GCCCF Program Statistics - Overall Summary

(as of October 02, 2010, 7:05 PM ET)

Final Payment Claim Counts by Category

(Claimants may have more than one Claim Type)

Claims Seeking Final Payment	Claims Submitted	No. of Claims Paid	Amount Paid
1. Removal and Clean Up Costs	286	0	\$ -
2. Real or Personal Property	959	0	\$ -
3. Lost Earnings or Profits	2,908	0	\$ -
4. Loss of Subsistence Use of Natural Resources	536	0	\$ -
5. Physical Injury / Death	270	0	\$ -
Total to Date	4,959	0	\$ -



Amount Paid to Final Claims (by Category)

No data to chart yet

GCCF Program Statistics - Overall Summary

(as of October 02, 2010, 7:05 PM ET)

Claims by Category and Amount

(Claimants may have more than one Claim Type)

Claims by Category and Amount	No. of Claims Paid	Amount Paid
1. Removal and Clean Up Costs		
a. \$0.01 - \$5,000.00	0	\$ -
b. \$5,000.01 - \$10,000.00	0	\$ -
c. \$10,000.01 - \$25,000.00	0	\$ -
d. \$25,000.01 - \$100,000.00	0	\$ -
e. \$100,000.01 - \$500,000.00	0	\$ -
f. Over \$500,000.00	0	\$ -
Sub-Total to Date	0	\$ -
2. Real or Personal Property		
a. \$0.01 - \$5,000.00	6	\$ 4,800.00
b. \$5,000.01 - \$10,000.00	3	\$ 22,600.00
c. \$10,000.01 - \$25,000.00	0	\$ -
d. \$25,000.01 - \$100,000.00	1	\$ 26,563.38
e. \$100,000.01 - \$500,000.00	0	\$ -
f. Over \$500,000.00	0	\$ -
Sub-Total to Date	10	\$ 53,963.38
3. Lost Earnings or Profits		
a. \$0.01 - \$5,000.00	12,256	\$ 34,321,950.00
b. \$5,000.01 - \$10,000.00	12,018	\$ 91,273,700.00
c. \$10,000.01 - \$25,000.00	15,040	\$ 240,037,365.00
d. \$25,000.01 - \$100,000.00	6,851	\$ 311,610,000.00
e. \$100,000.01 - \$500,000.00	1,153	\$ 205,933,600.00
f. Over \$500,000.00	16	\$ 31,515,176.00
Sub-Total to Date	47,334	\$ 914,691,791.00

GCCF Program Statistics - Overall Summary (as of October 02, 2010, 7:05 PM ET)

Claims by Category and Amount (Claimants may have more than one Claim Type)

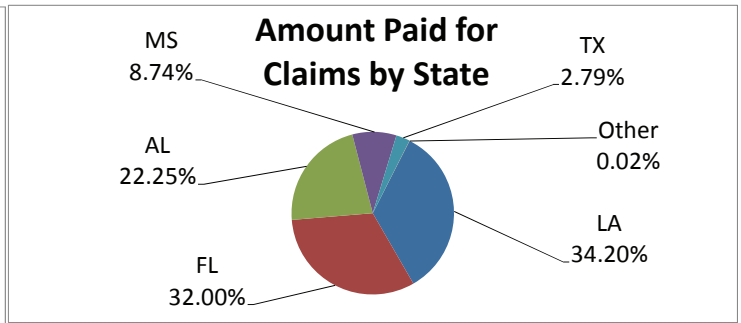
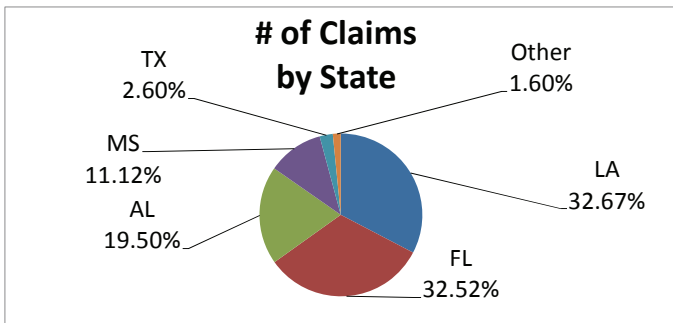
Claims by Category and Amount	No. of Claims Paid	Amount Paid
4. Loss of Subsistence Use of Natural Resources		
a. \$0.01 - \$5,000.00	5	\$ 12,970.00
b. \$5,000.01 - \$10,000.00	0	\$ -
c. \$10,000.01 - \$25,000.00	0	\$ -
d. \$25,000.01 - \$100,000.00	0	\$ -
e. \$100,000.01 - \$500,000.00	0	\$ -
f. Over \$500,000.00	0	\$ -
Sub-Total to Date	5	\$ 12,970.00
5. Physical Injury / Death		
a. \$0.01 - \$5,000.00	3	\$ 736.50
b. \$5,000.01 - \$10,000.00	0	\$ -
c. \$10,000.01 - \$25,000.00	0	\$ -
d. \$25,000.01 - \$100,000.00	0	\$ -
e. \$100,000.01 - \$500,000.00	0	\$ -
f. Over \$500,000.00	0	\$ -
Sub-Total to Date	3	\$ 736.50
6. Other Claims		
a. \$0.01 - \$5,000.00	0	\$ -
b. \$5,000.01 - \$10,000.00	0	\$ -
c. \$10,000.01 - \$25,000.00	0	\$ -
d. \$25,000.01 - \$100,000.00	0	\$ -
e. \$100,000.01 - \$500,000.00	0	\$ -
f. Over \$500,000.00	0	\$ -
Sub-Total to Date	0	\$ -
Total to Date	47,352	\$ 914,759,460.88

GCCF Program Statistics - Overall Summary
(as of October 02, 2010, 7:05 PM ET)

Claims by State

(Claimants may have more than one Claim Type)

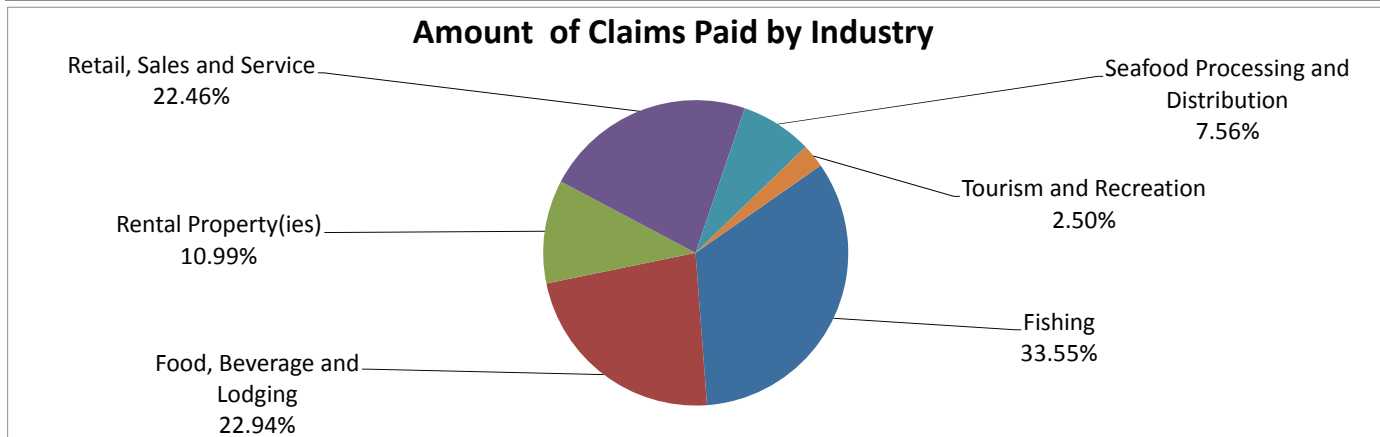
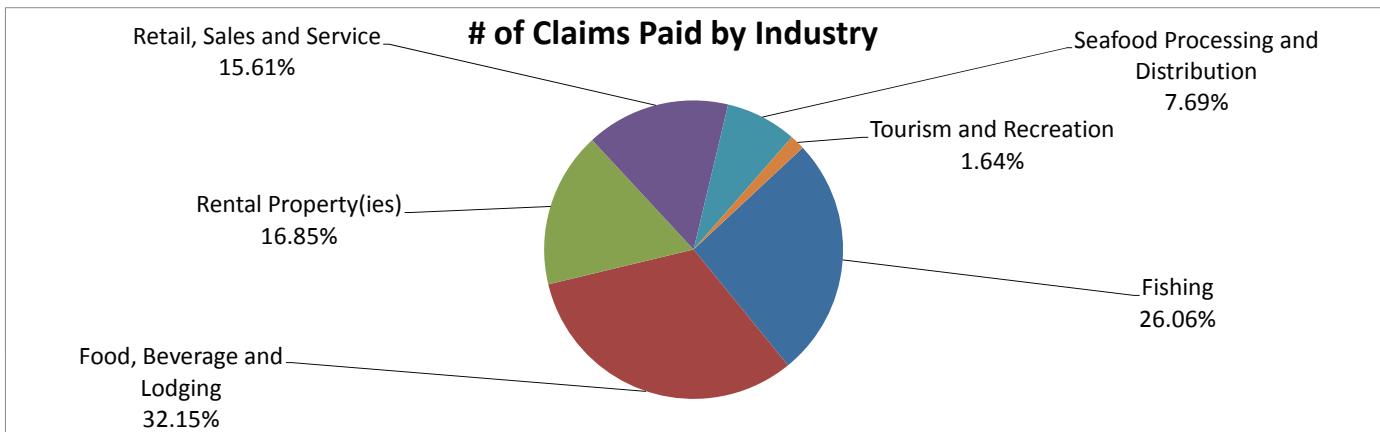
Claim State of Origin	Claims Submitted	No. of Claims Paid	Amount Paid
Louisiana	34,439	12,779	\$ 312,838,350.00
Florida	34,289	18,048	\$ 292,719,176.00
Alabama	20,555	11,482	\$ 203,513,098.38
Mississippi	11,718	3,908	\$ 79,909,036.50
Texas	2,738	1,124	\$ 25,556,800.00
Others	1,686	11	\$ 223,000.00
Total to Date	105,425	47,352	\$ 914,759,460.88



GCCF Program Statistics - Overall Summary
 (as of October 02, 2010, 7:05 PM ET)

Lost Earnings or Profits Claims Paid by Industry
 (Claimants may have more than one Claim Type)

Claims by Amount	No. of Claims Paid	Amount Paid
Fishing	12333	\$ 306,889,500.00
Food, Beverage and Lodging	15218	\$ 209,840,100.00
Rental Property(ies)	7978	\$ 100,559,276.00
Retail, Sales and Service	7387	\$ 205,451,400.00
Seafood Processing and Distribution	3640	\$ 69,126,215.00
Tourism and Recreation	778	\$ 22,825,300.00
Total to Date	47,334	\$ 914,691,791.00



GCCCF Program Statistics - Overall Summary

(as of October 02, 2010, 7:05 PM ET)

Claims Paid by County / Parish

(Claimants may have more than one Claim Type)

County/Parish	State	No. of Claims Paid	Amount Paid
Baldwin	Alabama	7,735	\$ 138,229,133.38
Barbour	Alabama	1	\$ 76,400.00
Butler	Alabama	3	\$ 134,600.00
Calhoun	Alabama	1	\$ 2,200.00
Chilton	Alabama	1	\$ 19,000.00
Choctaw	Alabama	1	\$ 68,400.00
Clarke	Alabama	8	\$ 75,400.00
Coffee	Alabama	1	\$ 3,000.00
Colbert	Alabama	1	\$ 5,600.00
Coosa	Alabama	1	\$ 150,000.00
Covington	Alabama	5	\$ 123,000.00
Crenshaw	Alabama	2	\$ 5,500.00
Cullman	Alabama	2	\$ 9,400.00
Dallas	Alabama	1	\$ 15,000.00
Elmore	Alabama	1	\$ 1,000.00
Escambia	Alabama	10	\$ 79,400.00
Etowah	Alabama	3	\$ 14,800.00
Franklin	Alabama	2	\$ 14,000.00
Hale	Alabama	1	\$ 1,800.00
Houston	Alabama	5	\$ 149,700.00
Jackson	Alabama	1	\$ 4,700.00
Jefferson	Alabama	16	\$ 106,500.00
Lauderdale	Alabama	1	\$ 5,800.00
Lawrence	Alabama	1	\$ 1,400.00
Lee	Alabama	1	\$ 1,300.00
Limestone	Alabama	2	\$ 22,400.00
Madison	Alabama	9	\$ 149,600.00
Marengo	Alabama	1	\$ 6,000.00
Marshall	Alabama	2	\$ 13,800.00
Mobile	Alabama	3,317	\$ 58,454,365.00
Monroe	Alabama	18	\$ 231,400.00
Montgomery	Alabama	6	\$ 272,100.00
Morgan	Alabama	3	\$ 23,800.00
Randolph	Alabama	1	\$ 2,800.00
St. Clair	Alabama	2	\$ 43,000.00
Shelby	Alabama	14	\$ 132,100.00
Sumter	Alabama	1	\$ 4,300.00
Talladega	Alabama	3	\$ 15,500.00
Tallapoosa	Alabama	1	\$ 1,000.00
Tuscaloosa	Alabama	9	\$ 60,500.00
Walker	Alabama	2	\$ 11,300.00
Washington	Alabama	3	\$ 36,400.00
Wilcox	Alabama	6	\$ 135,400.00
Claimant did not provide; GCCF Researching	Alabama	277	\$ 4,600,300.00
San Diego	California	1	\$ 22,500.00

GCCCF Program Statistics - Overall Summary (as of October 02, 2010, 7:05 PM ET)

Claims Paid by County / Parish (continued) (Claimants may have more than one Claim Type)

County/Parish	State	No. of Claims Paid	Amount Paid
Alachua	Florida	8	\$ 89,600.00
Bay	Florida	3,878	\$ 57,349,576.00
Brevard	Florida	4	\$ 161,600.00
Broward	Florida	12	\$ 490,300.00
Calhoun	Florida	6	\$ 54,800.00
Charlotte	Florida	9	\$ 383,900.00
Citrus	Florida	73	\$ 1,172,100.00
Clay	Florida	1	\$ 125,000.00
Collier	Florida	53	\$ 1,378,200.00
Columbia	Florida	2	\$ 55,400.00
Dixie	Florida	14	\$ 274,000.00
Duval	Florida	16	\$ 947,500.00
Escambia	Florida	2,723	\$ 42,466,500.00
Franklin	Florida	878	\$ 9,173,900.00
Gadsden	Florida	2	\$ 34,900.00
Gulf	Florida	284	\$ 5,555,400.00
Hernando	Florida	45	\$ 1,117,100.00
Hillsborough	Florida	68	\$ 1,588,200.00
Holmes	Florida	20	\$ 233,400.00
Indian River	Florida	1	\$ 47,200.00
Jackson	Florida	5	\$ 116,100.00
Jefferson	Florida	8	\$ 59,700.00
Lafayette	Florida	1	\$ 226,700.00
Lake	Florida	4	\$ 30,500.00
Lee	Florida	42	\$ 811,300.00
Leon	Florida	15	\$ 98,600.00
Levy	Florida	64	\$ 1,251,900.00
Liberty	Florida	8	\$ 71,600.00
Madison	Florida	1	\$ 2,100.00
Manatee	Florida	29	\$ 852,300.00
Marion	Florida	2	\$ 25,900.00
Martin	Florida	4	\$ 85,000.00
Miami-Dade	Florida	12	\$ 264,800.00
Monroe	Florida	157	\$ 4,249,600.00
Nassau	Florida	2	\$ 14,800.00
Okaloosa	Florida	4,943	\$ 81,224,800.00
Orange	Florida	10	\$ 165,500.00
Palm Beach	Florida	11	\$ 483,800.00
Pasco	Florida	87	\$ 1,678,000.00
Pinellas	Florida	187	\$ 4,171,900.00
Polk	Florida	7	\$ 74,000.00
Putnam	Florida	2	\$ 51,500.00
St. Johns	Florida	6	\$ 110,400.00
St. Lucie	Florida	2	\$ 120,000.00
Santa Rosa	Florida	1,512	\$ 26,450,400.00
Sarasota	Florida	6	\$ 124,300.00
Sumter	Florida	1	\$ 3,400.00

GCCCF Program Statistics - Overall Summary (as of October 02, 2010, 7:05 PM ET)

Claims Paid by County / Parish (continued) (Claimants may have more than one Claim Type)

County/Parish	State	No. of Claims Paid	Amount Paid
Taylor	Florida	23	\$ 565,800.00
Volusia	Florida	5	\$ 235,100.00
Wakulla	Florida	249	\$ 4,353,300.00
Walton	Florida	2,216	\$ 35,968,600.00
Washington	Florida	20	\$ 297,000.00
Claimant did not provide; GCCCF Researching	Florida	310	\$ 5,781,900.00
Bryan	Georgia	1	\$ 14,300.00
Cobb	Georgia	1	\$ 20,000.00
Fulton	Georgia	1	\$ 18,900.00
Troup	Georgia	1	\$ 12,500.00
Union	Georgia	1	\$ 9,000.00
Acadia	Louisiana	11	\$ 351,900.00
Allen	Louisiana	1	\$ 20,600.00
Ascension	Louisiana	16	\$ 355,800.00
Assumption	Louisiana	32	\$ 644,300.00
Avoyelles	Louisiana	8	\$ 320,300.00
Beauregard	Louisiana	4	\$ 76,000.00
Calcasieu	Louisiana	96	\$ 2,008,400.00
Cameron	Louisiana	166	\$ 3,539,500.00
Concordia	Louisiana	2	\$ 63,200.00
E. Baton Rouge	Louisiana	46	\$ 1,178,600.00
E. Feliciana	Louisiana	4	\$ 74,300.00
Evangeline	Louisiana	5	\$ 87,400.00
Franklin	Louisiana	2	\$ 26,000.00
Grant	Louisiana	1	\$ 10,000.00
Iberia	Louisiana	235	\$ 5,674,900.00
Iberville	Louisiana	9	\$ 342,800.00
Jackson	Louisiana	1	\$ 3,900.00
Jefferson	Louisiana	2,314	\$ 54,022,900.00
Jefferson Davis	Louisiana	9	\$ 228,500.00
Lafayette	Louisiana	148	\$ 4,172,600.00
Lafourche	Louisiana	994	\$ 27,589,000.00
Livingston	Louisiana	19	\$ 488,000.00
Natchitoches	Louisiana	2	\$ 48,400.00
Orleans	Louisiana	2,801	\$ 45,814,600.00
Ouachita	Louisiana	5	\$ 77,800.00
Plaquemines	Louisiana	1,257	\$ 55,863,700.00
Pointe Coupee	Louisiana	2	\$ 21,700.00
Rapides	Louisiana	7	\$ 317,100.00
St. Bernard	Louisiana	649	\$ 18,924,800.00
St. Charles	Louisiana	166	\$ 4,125,800.00

GCCCF Program Statistics - Overall Summary (as of October 02, 2010, 7:05 PM ET)

Claims Paid by County / Parish (continued) (Claimants may have more than one Claim Type)

County/Parish	State	No. of Claims Paid	Amount Paid
St. Helena	Louisiana	2	\$ 56,700.00
St. James	Louisiana	7	\$ 189,600.00
St. John the Baptist	Louisiana	37	\$ 1,055,800.00
St. Landry	Louisiana	14	\$ 427,000.00
St. Martin	Louisiana	78	\$ 1,243,250.00
St. Mary	Louisiana	365	\$ 9,235,100.00
St. Tammany	Louisiana	511	\$ 14,795,900.00
Tangipahoa	Louisiana	81	\$ 1,403,200.00
Terrebonne	Louisiana	1,867	\$ 40,911,000.00
Union	Louisiana	1	\$ 40,800.00
Vermilion	Louisiana	532	\$ 11,345,100.00
Vernon	Louisiana	1	\$ 14,000.00
W. Baton Rouge	Louisiana	2	\$ 31,800.00
Washington	Louisiana	15	\$ 640,500.00
Claimant did not provide; GCCF Researching	Louisiana	254	\$ 4,975,800.00
Baltimore	Maryland	1	\$ 20,200.00
Amite	Mississippi	1	\$ 22,100.00
DeSoto	Mississippi	1	\$ 6,800.00
Forrest	Mississippi	8	\$ 89,100.00
Franklin	Mississippi	1	\$ 14,600.00
George	Mississippi	25	\$ 852,900.00
Greene	Mississippi	2	\$ 11,700.00
Hancock	Mississippi	535	\$ 10,920,400.00
Harrison	Mississippi	2,240	\$ 43,664,236.50
Hinds	Mississippi	6	\$ 70,400.00
Holmes	Mississippi	1	\$ 9,600.00
Humphreys	Mississippi	1	\$ 28,000.00
Jackson	Mississippi	822	\$ 18,937,000.00
Jones	Mississippi	1	\$ 50,000.00
Lafayette	Mississippi	1	\$ 12,100.00
Lamar	Mississippi	5	\$ 138,700.00
Lauderdale	Mississippi	2	\$ 11,100.00
Lawrence	Mississippi	3	\$ 62,900.00
Lincoln	Mississippi	2	\$ 10,900.00
Lowndes	Mississippi	1	\$ 2,400.00
Madison	Mississippi	4	\$ 65,500.00
Marion	Mississippi	8	\$ 158,700.00
Monroe	Mississippi	2	\$ 16,500.00
Oktibbeha	Mississippi	1	\$ 6,400.00
Pearl River	Mississippi	22	\$ 581,900.00
Perry	Mississippi	4	\$ 70,800.00
Pike	Mississippi	3	\$ 32,100.00
Rankin	Mississippi	2	\$ 14,400.00
Simpson	Mississippi	1	\$ 11,200.00
Stone	Mississippi	23	\$ 726,700.00
Wayne	Mississippi	2	\$ 56,600.00
Claimant did not provide; GCCF Researching	Mississippi	178	\$ 3,253,300.00

GCCF Program Statistics - Overall Summary (as of October 02, 2010, 7:05 PM ET)

Claims Paid by County / Parish (continued) (Claimants may have more than one Claim Type)

County/Parish	State	No. of Claims Paid	Amount Paid
Aransas	Texas	4	\$ 101,400.00
Bexar	Texas	4	\$ 218,400.00
Brazoria	Texas	23	\$ 851,200.00
Brazos	Texas	1	\$ 11,400.00
Calhoun	Texas	17	\$ 433,500.00
Cameron	Texas	17	\$ 254,600.00
Chambers	Texas	12	\$ 465,400.00
Collin	Texas	1	\$ 25,000.00
Comal	Texas	1	\$ 35,900.00
Dallas	Texas	6	\$ 84,700.00
Fort Bend	Texas	14	\$ 302,200.00
Galveston	Texas	285	\$ 6,142,400.00
Gregg	Texas	1	\$ 6,200.00
Hardin	Texas	1	\$ 10,000.00
Harris	Texas	213	\$ 4,518,300.00
Harrison	Texas	1	\$ 2,500.00
Hill	Texas	1	\$ 21,600.00
Houston	Texas	1	\$ 3,500.00
Jackson	Texas	1	\$ 15,500.00
Jefferson	Texas	216	\$ 4,663,400.00
Jim Wells	Texas	1	\$ 79,900.00
Liberty	Texas	1	\$ 75,000.00
Lubbock	Texas	1	\$ 2,400.00
Matagorda	Texas	42	\$ 1,083,300.00
Montgomery	Texas	3	\$ 101,900.00
Nacogdoches	Texas	3	\$ 97,000.00
Nueces	Texas	3	\$ 73,900.00
Orange	Texas	17	\$ 467,700.00
San Jacinto	Texas	1	\$ 22,500.00
San Patricio	Texas	3	\$ 96,300.00
Tarrant	Texas	6	\$ 494,700.00
Travis	Texas	5	\$ 87,400.00
Victoria	Texas	1	\$ 10,500.00
Claimant did not provide; GCCF Researching	Texas	217	\$ 4,697,200.00
Lancaster	Virginia	1	\$ 3,000.00
Northumberland	Virginia	1	\$ 4,900.00
Claimant did not provide; GCCF Researching	Virginia	2	\$ 97,700.00
Total to Date		47,352	\$ 914,759,460.88