

GCCF Program Statistics - Overall Summary

(as of October 01, 2010, 7:05 PM ET)

Claimant Status	No. of Claimants
TOTAL GCCF Claimants to Date <i>(Claimants may have one or more Claim Type)</i>	94,471
1. Claimants Paid and Approved for Payment	46,457
2. Claimants Requiring Additional Information or Documentation	32,833
3. Claimants Referred to Government, Moratorium and Real Estate funds	1,495
4. Denied Claimants	117
5. Claimants Under Review (Emergency Advance Payment)	10,552
6. Claimants Under Review (for Final Claim only)	3,017

Claimants <i>(Claimants may have one or more Claim Type)</i>	No. of Claimants
1. Individual*	65,900
2. Business*	28,571
<i>*Individual v. Business classification is subject to change.</i>	
Total to Date	94,471

Claims by Emergency Or Final Payment	No. of Claims Paid or Approved for Payment	No. of Claims Paid	Amount Paid
1. Emergency Advance Payment	46,637	46,081	\$ 875,791,860.88
2. Final Claim*	0	0	\$ -
<i>*Review underway to determine whether claimant intended to file Final Claim.</i>			
Sub-Total to Date	46,637	46,081	\$ 875,791,860.88

Separate Fund for Real Estate Brokers and Agents			\$ 34,500,000.00
Total to Date			\$ 910,291,860.88

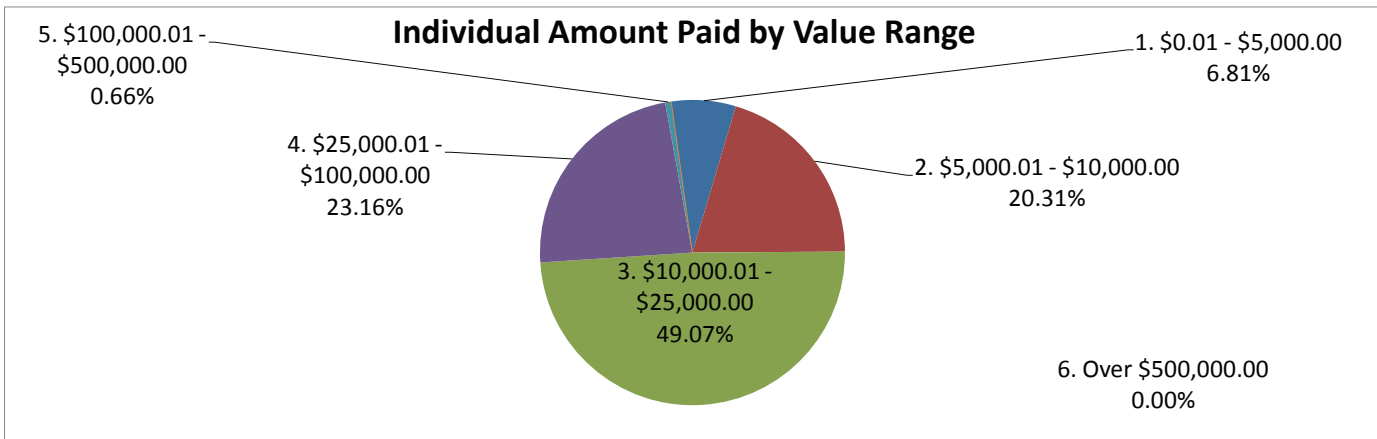
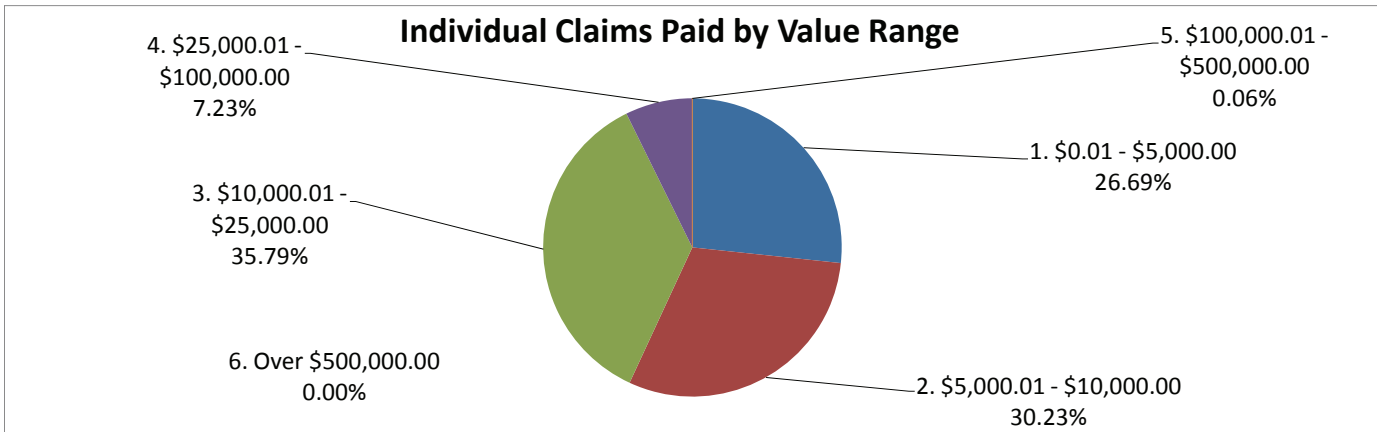
Claims by Category <i>(includes Individual and Business)</i>	No. of Claims Paid	Amount Paid
1. Removal and Clean Up Costs	0	\$ -
2. Real or Personal Property	9	\$ 45,163.38
3. Lost Earnings or Profits	46,064	\$ 875,732,991.00
4. Loss of Subsistence Use of Natural Resources	5	\$ 12,970.00
5. Physical Injury / Death	3	\$ 736.50
Total to Date	46,081	\$ 875,791,860.88

Claims by Type	No. of Claims Paid where Claimant Participated in BP Claims Process	No. of Claims Paid for new Claimants	Total Amount Paid
1. Individual	18,938	8,284	\$ 308,324,684.88
2. Business	16,124	2,735	\$ 567,467,176.00
Total to Date	35,062	11,019	\$ 875,791,860.88

GCCF Program Statistics - Overall Summary
(as of October 01, 2010, 7:05 PM ET)

Individual Claims by Amount
(Claimants may have more than one Claim Type)

Claims by Amount	No. of Claims Paid	Amount Paid
1. \$0.01 - \$5,000.00	7266	\$ 21,001,356.50
2. \$5,000.01 - \$10,000.00	8229	\$ 62,612,900.00
3. \$10,000.01 - \$25,000.00	9743	\$ 151,281,865.00
4. \$25,000.01 - \$100,000.00	1968	\$ 71,404,063.38
5. \$100,000.01 - \$500,000.00	16	\$ 2,024,500.00
6. Over \$500,000.00	0	\$ -
Total to Date	27,222	\$ 308,324,684.88

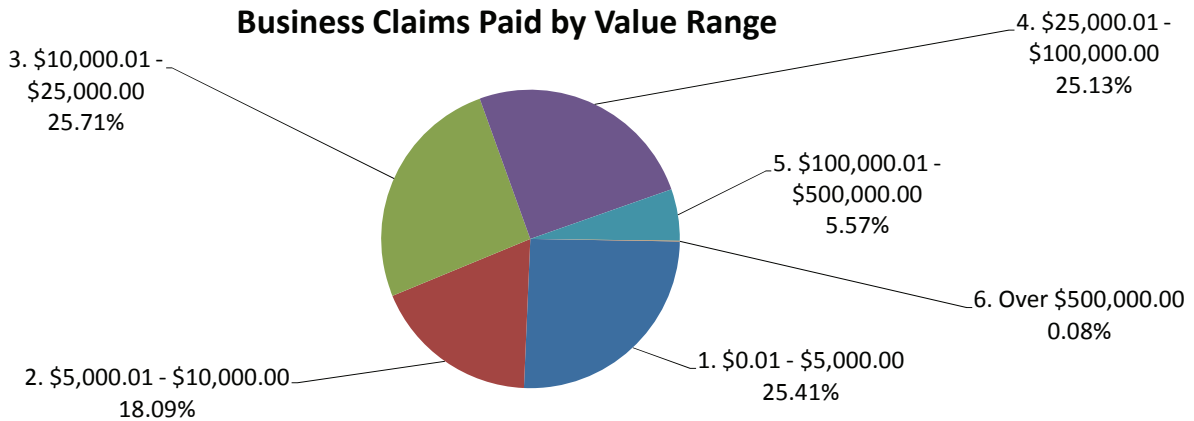


GCCF Program Statistics - Overall Summary
(as of October 01, 2010, 7:05 PM ET)

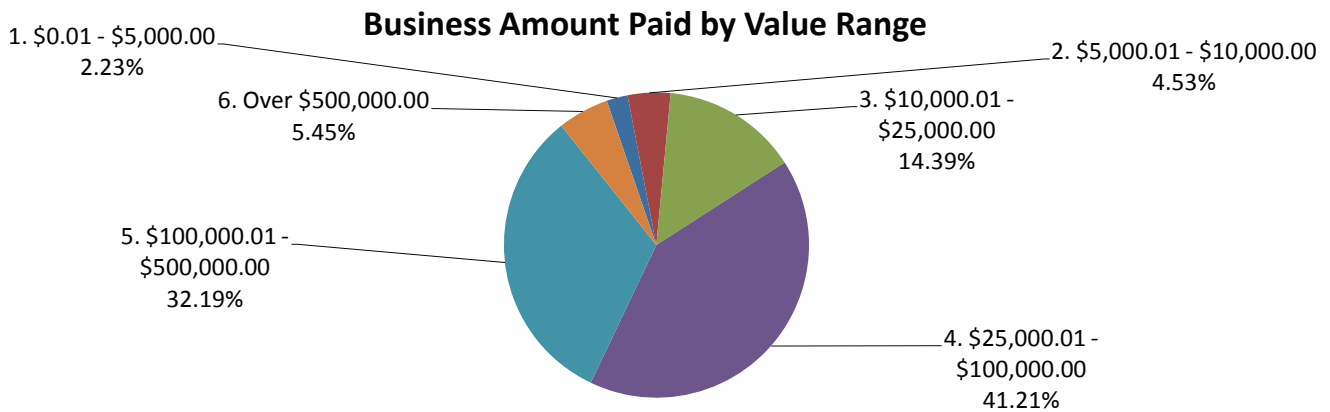
Business Claims by Amount
(Claimants may have more than one Claim Type)

Claims by Amount	No. of Claims Paid	Amount Paid
1. \$0.01 - \$5,000.00	4793	\$ 12,656,000.00
2. \$5,000.01 - \$10,000.00	3412	\$ 25,733,400.00
3. \$10,000.01 - \$25,000.00	4848	\$ 81,667,100.00
4. \$25,000.01 - \$100,000.00	4740	\$ 233,829,500.00
5. \$100,000.01 - \$500,000.00	1051	\$ 182,666,000.00
6. Over \$500,000.00	15	\$ 30,915,176.00
Total to Date	18,859	\$ 567,467,176.00

Business Claims Paid by Value Range



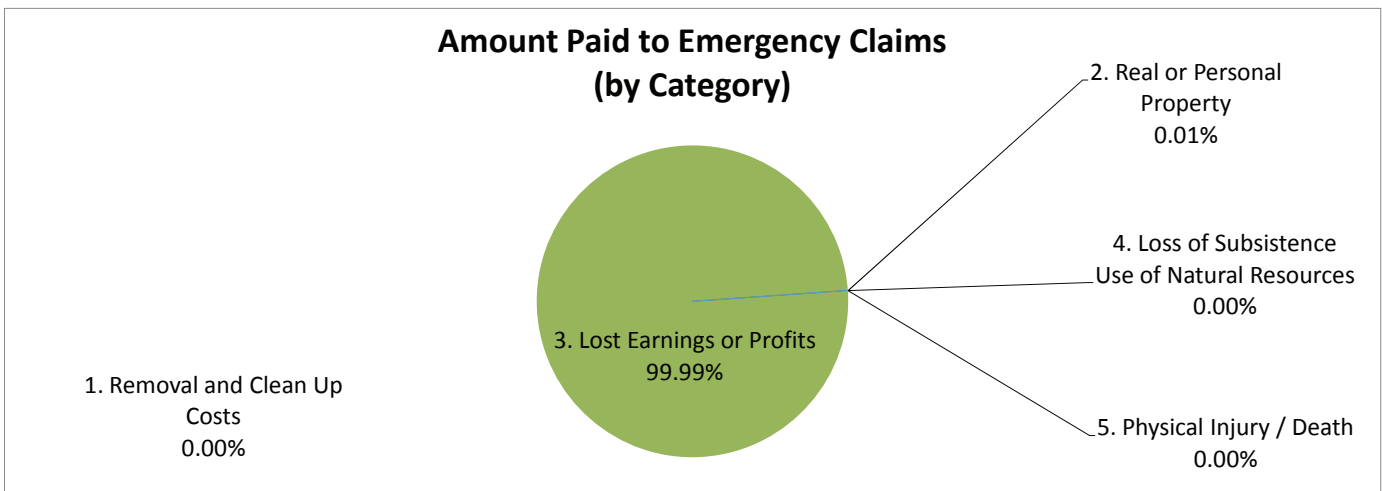
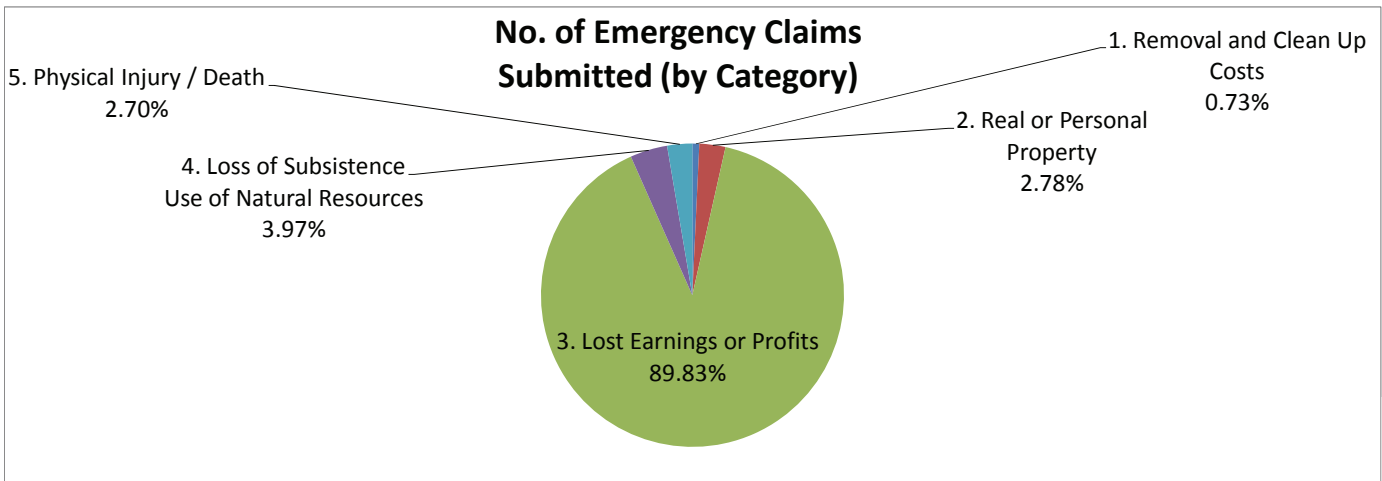
Business Amount Paid by Value Range



GCCF Program Statistics - Overall Summary
(as of October 01, 2010, 7:05 PM ET)

Emergency Advance Claim Counts by Category
(Claimants may have more than one Claim Type)

Claims for Emergency Advance Payment	Claims Submitted	No. of Claims Paid	Amount Paid
1. Removal and Clean Up Costs	705	0	\$ -
2. Real or Personal Property	2,691	9	\$ 45,163.38
3. Lost Earnings or Profits	87,008	46,064	\$ 875,732,991.00
4. Loss of Subsistence Use of Natural Resources	3,848	5	\$ 12,970.00
5. Physical Injury / Death	2,611	3	\$ 736.50
Total to Date	96,863	46,081	\$ 875,791,860.88



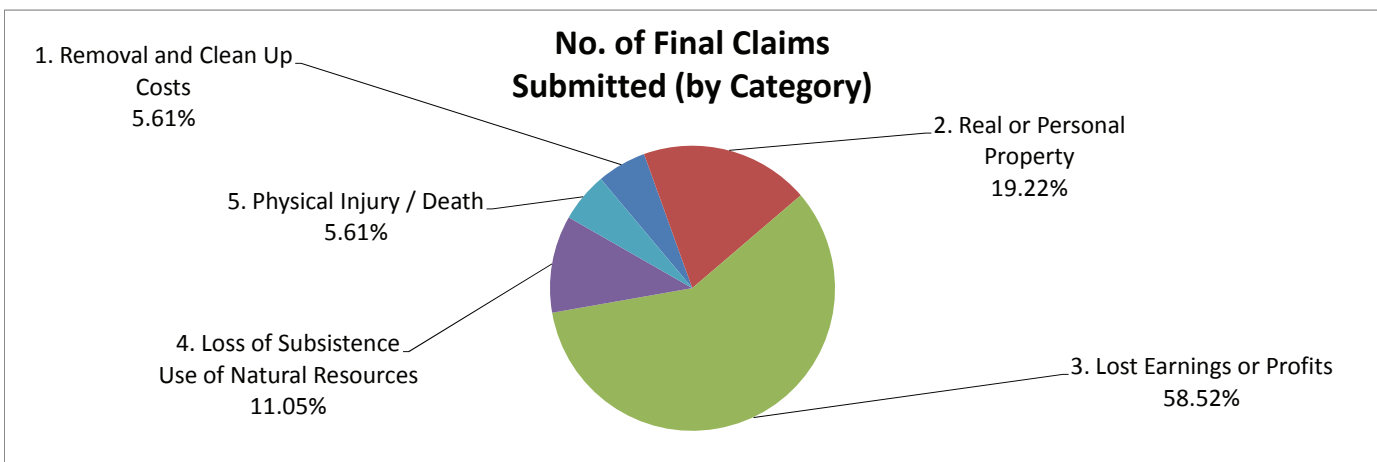
GCCCF Program Statistics - Overall Summary

(as of October 01, 2010, 7:05 PM ET)

Final Payment Claim Counts by Category

(Claimants may have more than one Claim Type)

Claims Seeking Final Payment	Claims Submitted	No. of Claims Paid	Amount Paid
1. Removal and Clean Up Costs	273	0	\$ -
2. Real or Personal Property	936	0	\$ -
3. Lost Earnings or Profits	2,850	0	\$ -
4. Loss of Subsistence Use of Natural Resources	538	0	\$ -
5. Physical Injury / Death	273	0	\$ -
Total to Date	4,870	0	\$ -



Amount Paid to Final Claims (by Category)

No data to chart yet

GCCF Program Statistics - Overall Summary

(as of October 01, 2010, 7:05 PM ET)

Claims by Category and Amount

(Claimants may have more than one Claim Type)

Claims by Category and Amount	No. of Claims Paid	Amount Paid
1. Removal and Clean Up Costs		
a. \$0.01 - \$5,000.00	0	\$ -
b. \$5,000.01 - \$10,000.00	0	\$ -
c. \$10,000.01 - \$25,000.00	0	\$ -
d. \$25,000.01 - \$100,000.00	0	\$ -
e. \$100,000.01 - \$500,000.00	0	\$ -
f. Over \$500,000.00	0	\$ -
Sub-Total to Date	0	\$ -
2. Real or Personal Property		
a. \$0.01 - \$5,000.00	6	\$ 4,800.00
b. \$5,000.01 - \$10,000.00	2	\$ 13,800.00
c. \$10,000.01 - \$25,000.00	0	\$ -
d. \$25,000.01 - \$100,000.00	1	\$ 26,563.38
e. \$100,000.01 - \$500,000.00	0	\$ -
f. Over \$500,000.00	0	\$ -
Sub-Total to Date	9	\$ 45,163.38
3. Lost Earnings or Profits		
a. \$0.01 - \$5,000.00	12,045	\$ 33,638,850.00
b. \$5,000.01 - \$10,000.00	11,639	\$ 88,332,500.00
c. \$10,000.01 - \$25,000.00	14,591	\$ 232,948,965.00
d. \$25,000.01 - \$100,000.00	6,707	\$ 305,207,000.00
e. \$100,000.01 - \$500,000.00	1,067	\$ 184,690,500.00
f. Over \$500,000.00	15	\$ 30,915,176.00
Sub-Total to Date	46,064	\$ 875,732,991.00

GCCF Program Statistics - Overall Summary (as of October 01, 2010, 7:05 PM ET)

Claims by Category and Amount (Claimants may have more than one Claim Type)

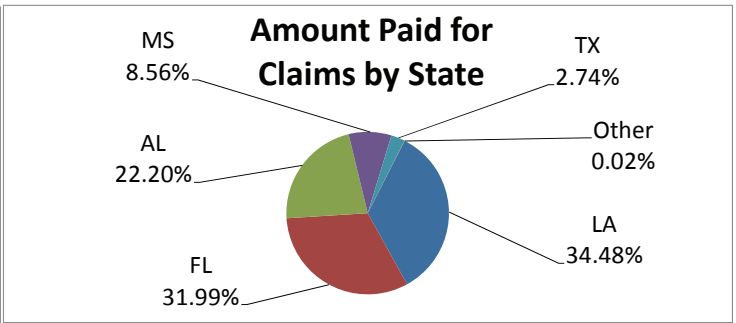
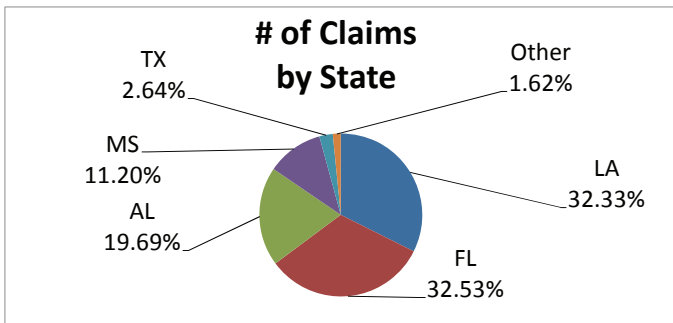
Claims by Category and Amount	No. of Claims Paid	Amount Paid
4. Loss of Subsistence Use of Natural Resources		
a. \$0.01 - \$5,000.00	5	\$ 12,970.00
b. \$5,000.01 - \$10,000.00	0	\$ -
c. \$10,000.01 - \$25,000.00	0	\$ -
d. \$25,000.01 - \$100,000.00	0	\$ -
e. \$100,000.01 - \$500,000.00	0	\$ -
f. Over \$500,000.00	0	\$ -
Sub-Total to Date	5	\$ 12,970.00
5. Physical Injury / Death		
a. \$0.01 - \$5,000.00	3	\$ 736.50
b. \$5,000.01 - \$10,000.00	0	\$ -
c. \$10,000.01 - \$25,000.00	0	\$ -
d. \$25,000.01 - \$100,000.00	0	\$ -
e. \$100,000.01 - \$500,000.00	0	\$ -
f. Over \$500,000.00	0	\$ -
Sub-Total to Date	3	\$ 736.50
6. Other Claims		
a. \$0.01 - \$5,000.00	0	\$ -
b. \$5,000.01 - \$10,000.00	0	\$ -
c. \$10,000.01 - \$25,000.00	0	\$ -
d. \$25,000.01 - \$100,000.00	0	\$ -
e. \$100,000.01 - \$500,000.00	0	\$ -
f. Over \$500,000.00	0	\$ -
Sub-Total to Date	0	\$ -
Total to Date	46,081	\$ 875,791,860.88

GCCF Program Statistics - Overall Summary
(as of October 01, 2010, 7:05 PM ET)

Claims by State

(Claimants may have more than one Claim Type)

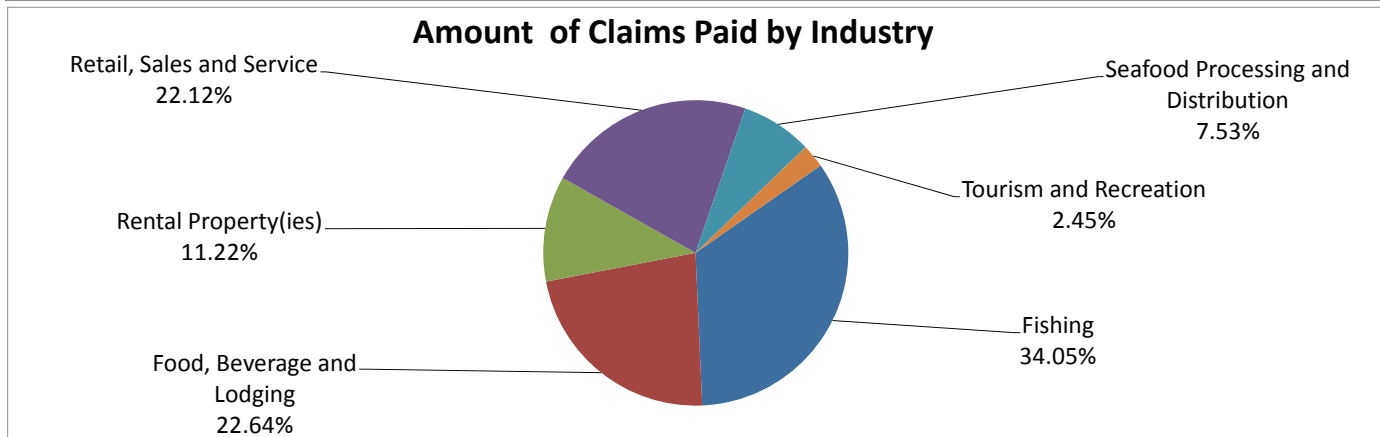
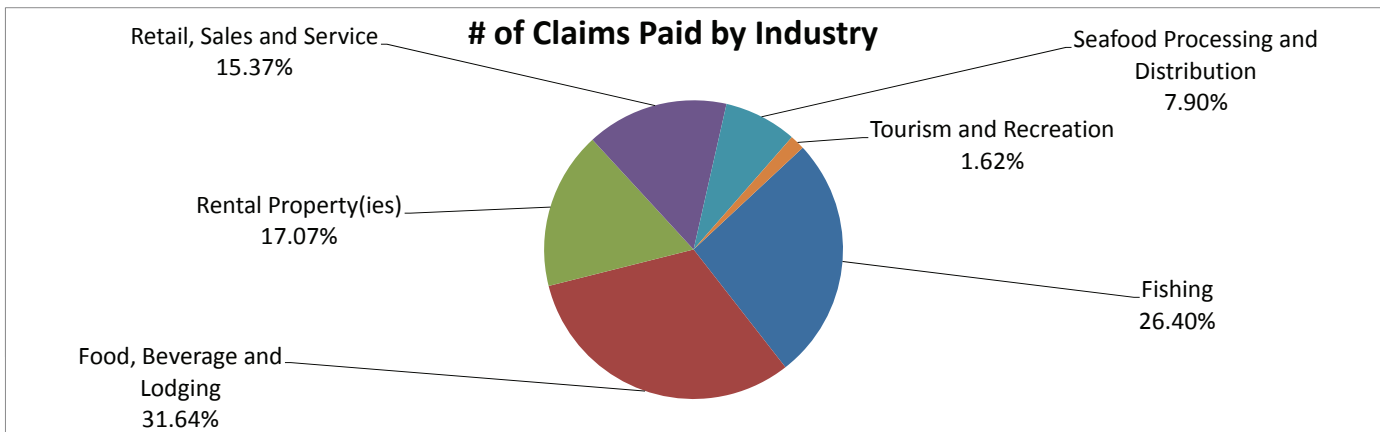
Claim State of Origin	Claims Submitted	No. of Claims Paid	Amount Paid
Louisiana	32,886	12,398	\$ 301,984,650.00
Florida	33,094	17,488	\$ 280,172,776.00
Alabama	20,031	11,281	\$ 194,465,898.38
Mississippi	11,391	3,806	\$ 74,977,736.50
Texas	2,688	1,098	\$ 23,980,300.00
Others	1,643	10	\$ 210,500.00
Total to Date	101,733	46,081	\$ 875,791,860.88



GCCF Program Statistics - Overall Summary
 (as of October 01, 2010, 7:05 PM ET)

Lost Earnings or Profits Claims Paid by Industry
 (Claimants may have more than one Claim Type)

Claims by Amount	No. of Claims Paid	Amount Paid
Fishing	12161	\$ 298,165,800.00
Food, Beverage and Lodging	14574	\$ 198,272,300.00
Rental Property(ies)	7865	\$ 98,221,176.00
Retail, Sales and Service	7082	\$ 193,699,800.00
Seafood Processing and Distribution	3638	\$ 65,927,015.00
Tourism and Recreation	744	\$ 21,446,900.00
Total to Date	46,064	\$ 875,732,991.00



GCCCF Program Statistics - Overall Summary (as of October 01, 2010, 7:05 PM ET)

Claims Paid by County / Parish (Claimants may have more than one Claim Type)

County/Parish	State	No. of Claims Paid	Amount Paid
Baldwin	Alabama	7,604	\$ 132,664,633.38
Barbour	Alabama	1	\$ 76,400.00
Butler	Alabama	3	\$ 134,600.00
Calhoun	Alabama	1	\$ 2,200.00
Chilton	Alabama	1	\$ 19,000.00
Choctaw	Alabama	1	\$ 68,400.00
Clarke	Alabama	8	\$ 75,400.00
Coffee	Alabama	1	\$ 3,000.00
Colbert	Alabama	1	\$ 5,600.00
Coosa	Alabama	1	\$ 150,000.00
Covington	Alabama	5	\$ 123,000.00
Crenshaw	Alabama	2	\$ 5,500.00
Cullman	Alabama	2	\$ 9,400.00
Elmore	Alabama	1	\$ 1,000.00
Escambia	Alabama	10	\$ 79,400.00
Etowah	Alabama	3	\$ 14,800.00
Franklin	Alabama	2	\$ 14,000.00
Hale	Alabama	1	\$ 1,800.00
Houston	Alabama	5	\$ 149,700.00
Jackson	Alabama	1	\$ 4,700.00
Jefferson	Alabama	16	\$ 106,500.00
Lauderdale	Alabama	1	\$ 5,800.00
Lawrence	Alabama	1	\$ 1,400.00
Lee	Alabama	1	\$ 1,300.00
Limestone	Alabama	2	\$ 22,400.00
Madison	Alabama	9	\$ 149,600.00
Marengo	Alabama	1	\$ 6,000.00
Marshall	Alabama	2	\$ 13,800.00
Mobile	Alabama	3,257	\$ 55,327,565.00
Monroe	Alabama	18	\$ 231,400.00
Montgomery	Alabama	6	\$ 272,100.00
Morgan	Alabama	3	\$ 23,800.00
Randolph	Alabama	1	\$ 2,800.00
St. Clair	Alabama	2	\$ 43,000.00
Shelby	Alabama	13	\$ 123,300.00
Sumter	Alabama	1	\$ 4,300.00
Talladega	Alabama	3	\$ 15,500.00
Tallapoosa	Alabama	1	\$ 1,000.00
Tuscaloosa	Alabama	9	\$ 60,500.00
Walker	Alabama	2	\$ 11,300.00
Washington	Alabama	3	\$ 36,400.00
Wilcox	Alabama	6	\$ 135,400.00
Claimant did not provide; GCCF Researching	Alabama	269	\$ 4,268,200.00
San Diego	California	1	\$ 22,500.00

GCCCF Program Statistics - Overall Summary (as of October 01, 2010, 7:05 PM ET)

Claims Paid by County / Parish (continued) (Claimants may have more than one Claim Type)

County/Parish	State	No. of Claims Paid	Amount Paid
Alachua	Florida	7	\$ 52,700.00
Bay	Florida	3,736	\$ 54,767,176.00
Brevard	Florida	4	\$ 161,600.00
Broward	Florida	12	\$ 490,300.00
Calhoun	Florida	6	\$ 54,800.00
Charlotte	Florida	9	\$ 383,900.00
Citrus	Florida	73	\$ 1,172,100.00
Clay	Florida	1	\$ 125,000.00
Collier	Florida	52	\$ 1,359,800.00
Columbia	Florida	2	\$ 55,400.00
Dixie	Florida	14	\$ 274,000.00
Duval	Florida	15	\$ 791,500.00
Escambia	Florida	2,661	\$ 40,447,100.00
Franklin	Florida	861	\$ 8,957,600.00
Gadsden	Florida	2	\$ 34,900.00
Gulf	Florida	278	\$ 5,614,600.00
Hernando	Florida	44	\$ 1,096,100.00
Hillsborough	Florida	66	\$ 1,322,500.00
Holmes	Florida	18	\$ 205,000.00
Indian River	Florida	1	\$ 47,200.00
Jackson	Florida	5	\$ 116,100.00
Jefferson	Florida	8	\$ 59,700.00
Lafayette	Florida	1	\$ 226,700.00
Lake	Florida	4	\$ 30,500.00
Lee	Florida	42	\$ 811,300.00
Leon	Florida	15	\$ 98,600.00
Levy	Florida	62	\$ 1,206,900.00
Liberty	Florida	8	\$ 71,600.00
Madison	Florida	1	\$ 2,100.00
Manatee	Florida	28	\$ 792,300.00
Marion	Florida	2	\$ 25,900.00
Martin	Florida	4	\$ 85,000.00
Miami-Dade	Florida	12	\$ 264,800.00
Monroe	Florida	148	\$ 3,950,600.00
Nassau	Florida	2	\$ 14,800.00
Okaloosa	Florida	4,782	\$ 77,687,000.00
Orange	Florida	10	\$ 165,500.00
Palm Beach	Florida	11	\$ 483,800.00
Pasco	Florida	87	\$ 1,678,000.00
Pinellas	Florida	184	\$ 4,118,500.00
Polk	Florida	7	\$ 74,000.00
Putnam	Florida	2	\$ 51,500.00
St. Johns	Florida	6	\$ 110,400.00
St. Lucie	Florida	2	\$ 120,000.00
Santa Rosa	Florida	1,479	\$ 25,967,900.00
Sarasota	Florida	6	\$ 124,300.00
Sumter	Florida	1	\$ 3,400.00

GCCCF Program Statistics - Overall Summary (as of October 01, 2010, 7:05 PM ET)

Claims Paid by County / Parish (continued) (Claimants may have more than one Claim Type)

County/Parish	State	No. of Claims Paid	Amount Paid
Taylor	Florida	23	\$ 565,800.00
Volusia	Florida	5	\$ 235,100.00
Wakulla	Florida	244	\$ 3,832,800.00
Walton	Florida	2,109	\$ 33,727,000.00
Washington	Florida	20	\$ 297,000.00
Claimant did not provide; GCCCF Researching	Florida	306	\$ 5,760,600.00
Bryan	Georgia	1	\$ 14,300.00
Cobb	Georgia	1	\$ 20,000.00
Fulton	Georgia	1	\$ 18,900.00
Union	Georgia	1	\$ 9,000.00
Acadia	Louisiana	10	\$ 349,300.00
Allen	Louisiana	1	\$ 20,600.00
Ascension	Louisiana	16	\$ 355,800.00
Assumption	Louisiana	31	\$ 603,100.00
Avoyelles	Louisiana	8	\$ 320,300.00
Beauregard	Louisiana	4	\$ 76,000.00
Calcasieu	Louisiana	94	\$ 1,937,700.00
Cameron	Louisiana	163	\$ 3,440,000.00
Concordia	Louisiana	2	\$ 63,200.00
E. Baton Rouge	Louisiana	44	\$ 1,111,100.00
E. Feliciana	Louisiana	4	\$ 74,300.00
Evangeline	Louisiana	4	\$ 57,400.00
Franklin	Louisiana	2	\$ 26,000.00
Grant	Louisiana	1	\$ 10,000.00
Iberia	Louisiana	229	\$ 5,471,300.00
Iberville	Louisiana	9	\$ 342,800.00
Jackson	Louisiana	1	\$ 3,900.00
Jefferson	Louisiana	2,220	\$ 51,618,300.00
Jefferson Davis	Louisiana	9	\$ 228,500.00
Lafayette	Louisiana	144	\$ 4,030,500.00
Lafourche	Louisiana	982	\$ 26,803,600.00
Livingston	Louisiana	18	\$ 320,600.00
Natchitoches	Louisiana	2	\$ 48,400.00
Orleans	Louisiana	2,610	\$ 42,189,700.00
Ouachita	Louisiana	5	\$ 77,800.00
Plaquemines	Louisiana	1,245	\$ 54,747,500.00
Pointe Coupee	Louisiana	1	\$ 9,700.00
Rapides	Louisiana	7	\$ 317,100.00
St. Bernard	Louisiana	644	\$ 18,750,300.00
St. Charles	Louisiana	164	\$ 4,090,800.00

GCCCF Program Statistics - Overall Summary (as of October 01, 2010, 7:05 PM ET)

Claims Paid by County / Parish (continued) (Claimants may have more than one Claim Type)

County/Parish	State	No. of Claims Paid	Amount Paid
St. Helena	Louisiana	2	\$ 56,700.00
St. James	Louisiana	7	\$ 189,600.00
St. John the Baptist	Louisiana	36	\$ 1,052,600.00
St. Landry	Louisiana	14	\$ 472,000.00
St. Martin	Louisiana	68	\$ 1,086,350.00
St. Mary	Louisiana	357	\$ 9,075,900.00
St. Tammany	Louisiana	508	\$ 14,635,900.00
Tangipahoa	Louisiana	81	\$ 1,383,100.00
Terrebonne	Louisiana	1,845	\$ 39,846,000.00
Union	Louisiana	1	\$ 40,800.00
Vermilion	Louisiana	537	\$ 11,073,600.00
Vernon	Louisiana	1	\$ 14,000.00
W. Baton Rouge	Louisiana	2	\$ 31,800.00
Washington	Louisiana	14	\$ 548,700.00
Claimant did not provide; GCCF Researching	Louisiana	251	\$ 4,982,000.00
Baltimore	Maryland	1	\$ 20,200.00
Amite	Mississippi	1	\$ 22,100.00
DeSoto	Mississippi	1	\$ 6,800.00
Forrest	Mississippi	8	\$ 89,100.00
Franklin	Mississippi	1	\$ 14,600.00
George	Mississippi	24	\$ 602,900.00
Greene	Mississippi	2	\$ 11,700.00
Hancock	Mississippi	525	\$ 10,448,800.00
Harrison	Mississippi	2,187	\$ 41,983,736.50
Hinds	Mississippi	6	\$ 70,400.00
Holmes	Mississippi	1	\$ 9,600.00
Humphreys	Mississippi	1	\$ 28,000.00
Jackson	Mississippi	791	\$ 16,666,300.00
Jones	Mississippi	1	\$ 50,000.00
Lafayette	Mississippi	1	\$ 12,100.00
Lamar	Mississippi	5	\$ 138,700.00
Lauderdale	Mississippi	2	\$ 11,100.00
Lawrence	Mississippi	2	\$ 50,000.00
Lincoln	Mississippi	2	\$ 10,900.00
Lowndes	Mississippi	1	\$ 2,400.00
Madison	Mississippi	4	\$ 65,500.00
Marion	Mississippi	8	\$ 158,700.00
Monroe	Mississippi	2	\$ 16,500.00
Oktibbeha	Mississippi	1	\$ 6,400.00
Pearl River	Mississippi	22	\$ 581,900.00
Perry	Mississippi	4	\$ 70,800.00
Pike	Mississippi	3	\$ 32,100.00
Rankin	Mississippi	2	\$ 14,400.00
Simpson	Mississippi	1	\$ 11,200.00
Stone	Mississippi	23	\$ 726,700.00
Wayne	Mississippi	2	\$ 56,600.00
Claimant did not provide; GCCF Researching	Mississippi	172	\$ 3,007,700.00

GCCF Program Statistics - Overall Summary (as of October 01, 2010, 7:05 PM ET)

Claims Paid by County / Parish (continued) (Claimants may have more than one Claim Type)

County/Parish	State	No. of Claims Paid	Amount Paid
Aransas	Texas	4	\$ 101,400.00
Bexar	Texas	4	\$ 218,400.00
Brazoria	Texas	21	\$ 769,800.00
Brazos	Texas	1	\$ 11,400.00
Calhoun	Texas	17	\$ 433,500.00
Cameron	Texas	17	\$ 254,600.00
Chambers	Texas	11	\$ 445,400.00
Collin	Texas	1	\$ 25,000.00
Comal	Texas	1	\$ 35,900.00
Dallas	Texas	5	\$ 81,100.00
Fort Bend	Texas	15	\$ 304,200.00
Galveston	Texas	280	\$ 5,866,600.00
Gregg	Texas	1	\$ 6,200.00
Hardin	Texas	1	\$ 10,000.00
Harris	Texas	208	\$ 4,020,900.00
Harrison	Texas	1	\$ 2,500.00
Hill	Texas	1	\$ 21,600.00
Houston	Texas	1	\$ 3,500.00
Jackson	Texas	1	\$ 15,500.00
Jefferson	Texas	213	\$ 4,619,000.00
Jim Wells	Texas	1	\$ 79,900.00
Liberty	Texas	1	\$ 75,000.00
Lubbock	Texas	1	\$ 2,400.00
Matagorda	Texas	39	\$ 564,500.00
Montgomery	Texas	2	\$ 34,700.00
Nacogdoches	Texas	3	\$ 97,000.00
Nueces	Texas	3	\$ 73,900.00
Orange	Texas	17	\$ 467,700.00
San Jacinto	Texas	1	\$ 22,500.00
San Patricio	Texas	3	\$ 96,300.00
Tarrant	Texas	6	\$ 494,700.00
Travis	Texas	5	\$ 87,400.00
Victoria	Texas	1	\$ 10,500.00
Claimant did not provide; GCCF Researching	Texas	211	\$ 4,627,300.00
Lancaster	Virginia	1	\$ 3,000.00
Northumberland	Virginia	1	\$ 4,900.00
Claimant did not provide; GCCF Researching	Virginia	2	\$ 97,700.00
Total to Date		46,081	\$ 875,791,860.88