

GCCF Program Statistics - Overall Summary (as of September 30, 2010, 7:05 PM ET)

Claimant Status	No. of Claimants
TOTAL GCCF Claimants to Date <i>(Claimants may have one or more Claim Type)</i>	90,766
1. Claimants Paid and Approved for Payment	45,298
2. Claimants Requiring Additional Information or Documentation	31,204
3. Claimants Referred to Government, Moratorium and Real Estate funds	1,481
4. Denied Claimants	128
5. Claimants Under Review (Emergency Advance Payment)	9,711
6. Claimants Under Review (for Final Claim only)	2,944

Claimants <i>(Claimants may have one or more Claim Type)</i>	No. of Claimants
1. Individual*	62,702
2. Business*	28,064
<i>*Individual v. Business classification is subject to change.</i>	
Total to Date	90,766

Claims by Emergency Or Final Payment	No. of Claims Paid or Approved for Payment	No. of Claims Paid	Amount Paid
1. Emergency Advance Payment	45,477	45,089	\$ 789,721,460.88
2. Final Claim*	0	0	\$ -
<i>*Review underway to determine whether claimant intended to file Final Claim.</i>			
Sub-Total to Date	45,477	45,089	\$ 789,721,460.88

Separate Fund for Real Estate Brokers and Agents			\$ 34,500,000.00
Total to Date			\$ 824,221,460.88

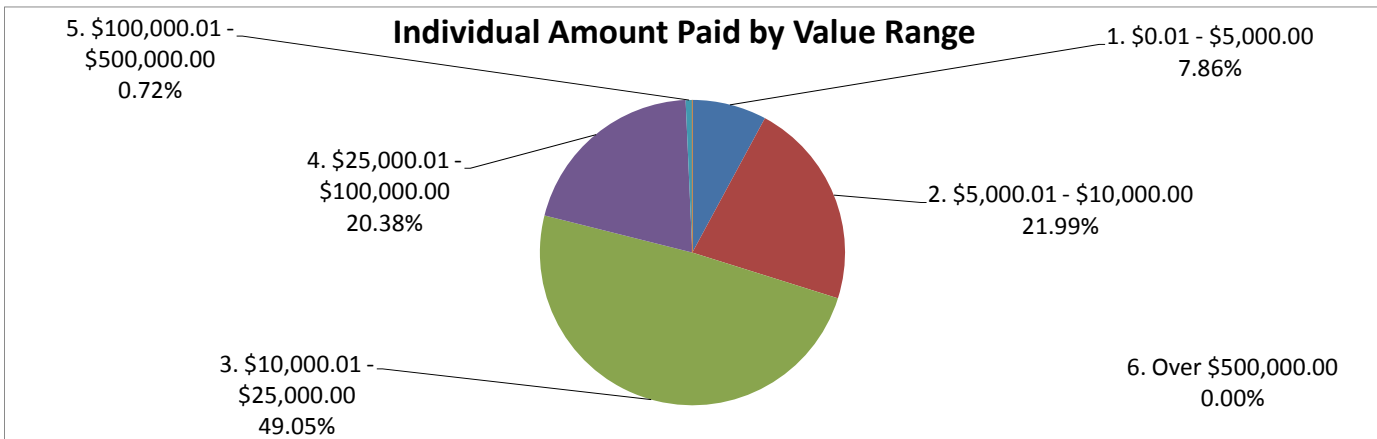
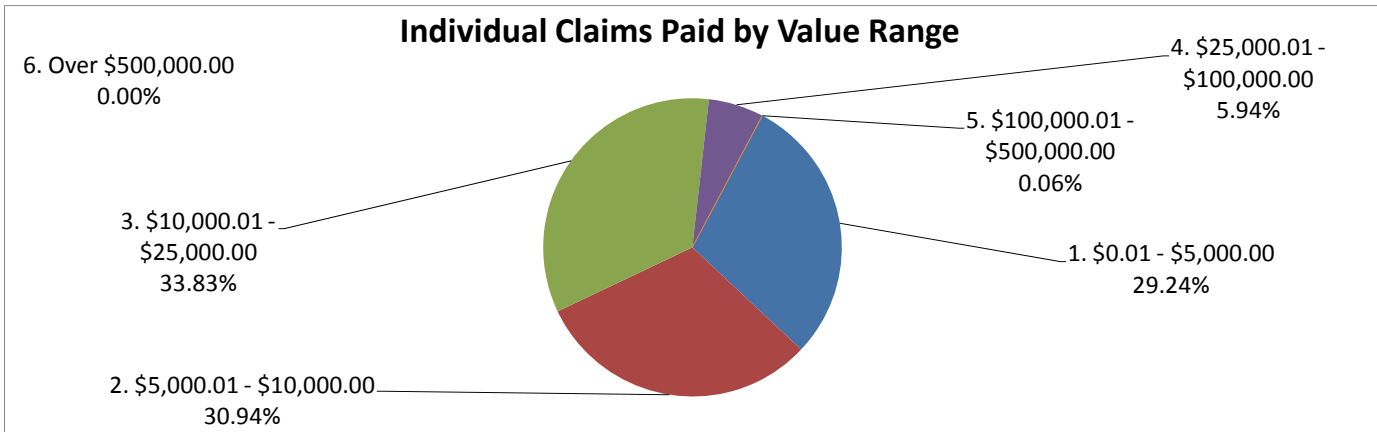
Claims by Category <i>(includes Individual and Business)</i>	No. of Claims Paid	Amount Paid
1. Removal and Clean Up Costs	0	\$ -
2. Real or Personal Property	9	\$ 45,163.38
3. Lost Earnings or Profits	45,072	\$ 789,662,591.00
4. Loss of Subsistence Use of Natural Resources	5	\$ 12,970.00
5. Physical Injury / Death	3	\$ 736.50
Total to Date	45,089	\$ 789,721,460.88

Claims by Type	No. of Claims Paid where Claimant Participated in BP Claims Process	No. of Claims Paid for new Claimants	Total Amount Paid
1. Individual	18,542	8,037	\$ 282,005,784.88
2. Business	15,823	2,687	\$ 507,715,676.00
Total to Date	34,365	10,724	\$ 789,721,460.88

GCCF Program Statistics - Overall Summary
(as of September 30, 2010, 7:05 PM ET)

Individual Claims by Amount
(Claimants may have more than one Claim Type)

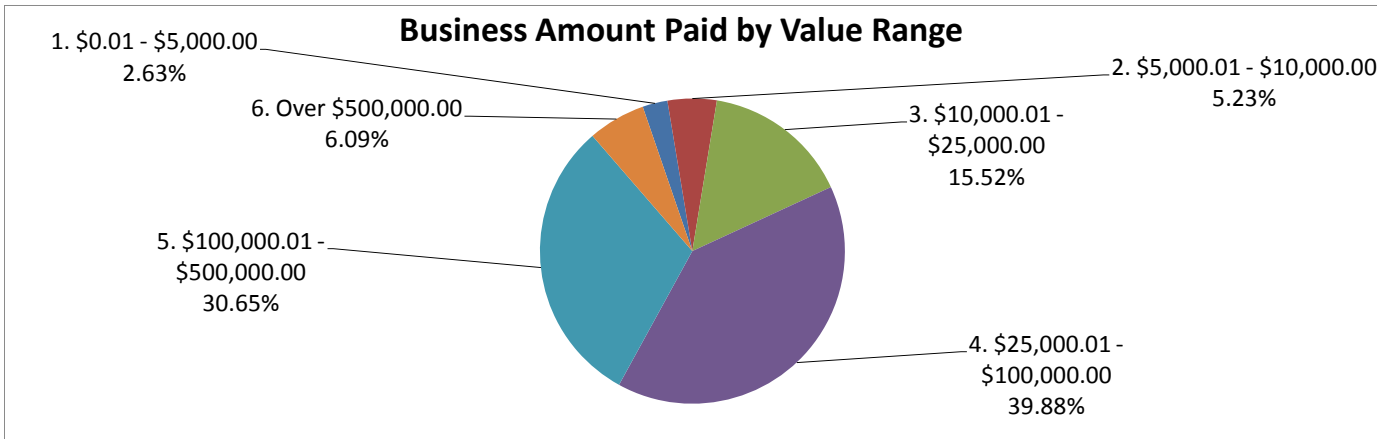
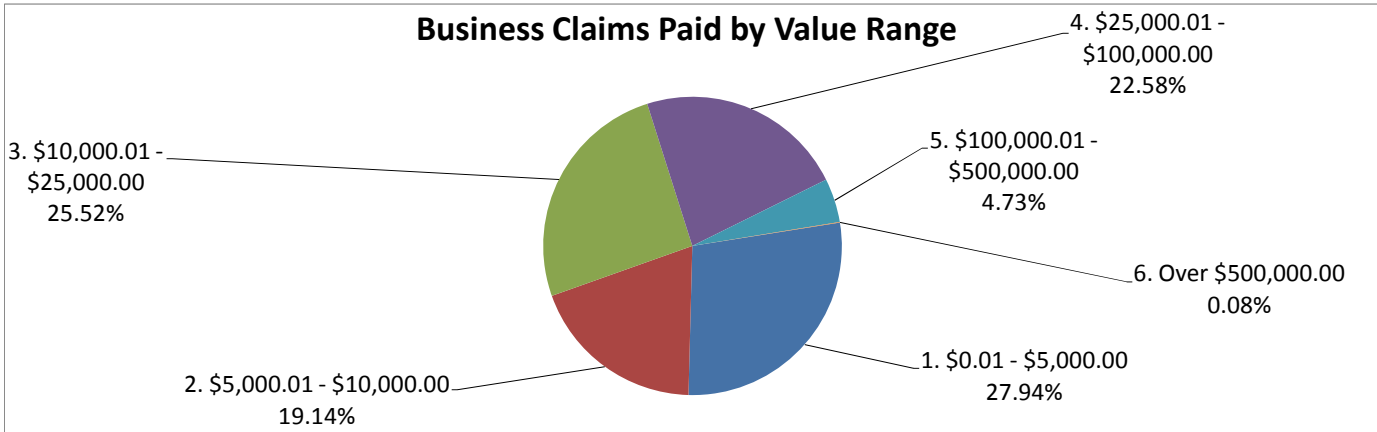
Claims by Amount	No. of Claims Paid	Amount Paid
1. \$0.01 - \$5,000.00	7771	\$ 22,166,356.50
2. \$5,000.01 - \$10,000.00	8223	\$ 62,015,900.00
3. \$10,000.01 - \$25,000.00	8991	\$ 138,320,965.00
4. \$25,000.01 - \$100,000.00	1578	\$ 57,478,063.38
5. \$100,000.01 - \$500,000.00	16	\$ 2,024,500.00
6. Over \$500,000.00	0	\$ -
Total to Date	26,579	\$ 282,005,784.88



GCCF Program Statistics - Overall Summary
(as of September 30, 2010, 7:05 PM ET)

Business Claims by Amount
(Claimants may have more than one Claim Type)

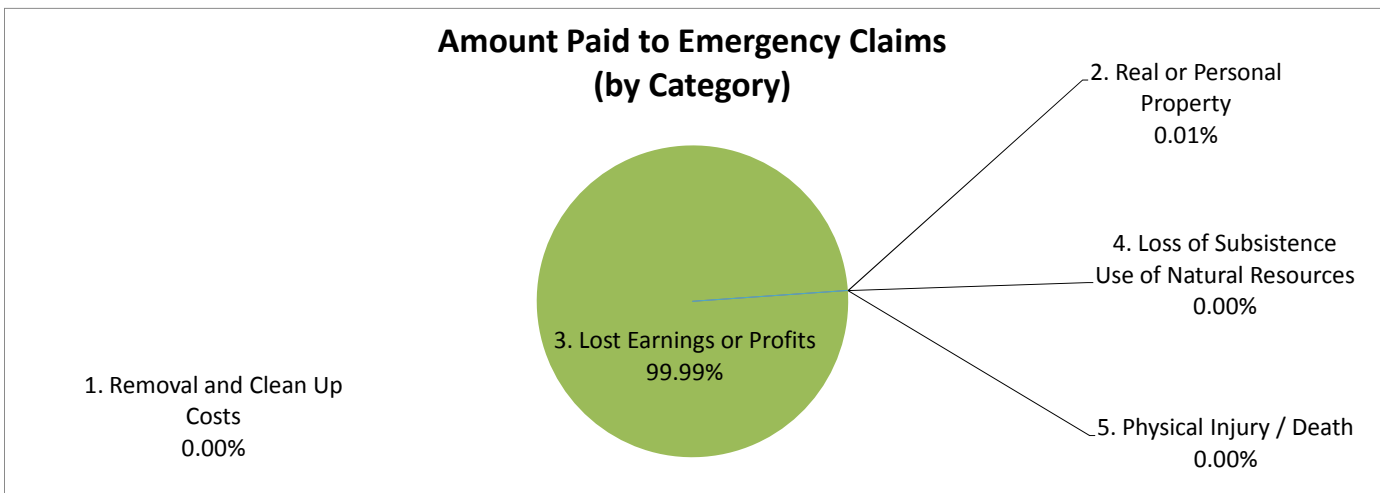
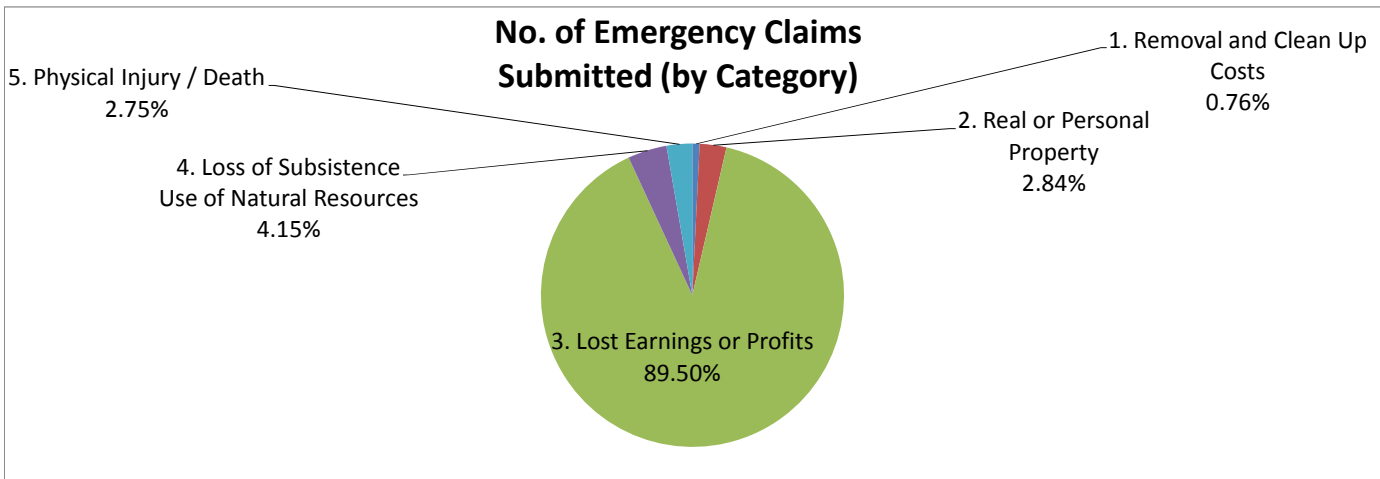
Claims by Amount	No. of Claims Paid	Amount Paid
1. \$0.01 - \$5,000.00	5172	\$ 13,367,100.00
2. \$5,000.01 - \$10,000.00	3543	\$ 26,530,500.00
3. \$10,000.01 - \$25,000.00	4724	\$ 78,774,300.00
4. \$25,000.01 - \$100,000.00	4180	\$ 202,495,800.00
5. \$100,000.01 - \$500,000.00	876	\$ 155,632,800.00
6. Over \$500,000.00	15	\$ 30,915,176.00
Total to Date	18,510	\$ 507,715,676.00



GCCCF Program Statistics - Overall Summary (as of September 30, 2010, 7:05 PM ET)

Emergency Advance Claim Counts by Category (Claimants may have more than one Claim Type)

Claims for Emergency Advance Payment	Claims Submitted	No. of Claims Paid	Amount Paid
1. Removal and Clean Up Costs	703	0	\$ -
2. Real or Personal Property	2,628	9	\$ 45,163.38
3. Lost Earnings or Profits	82,914	45,072	\$ 789,662,591.00
4. Loss of Subsistence Use of Natural Resources	3,849	5	\$ 12,970.00
5. Physical Injury / Death	2,543	3	\$ 736.50
Total to Date	92,637	45,089	\$ 789,721,460.88



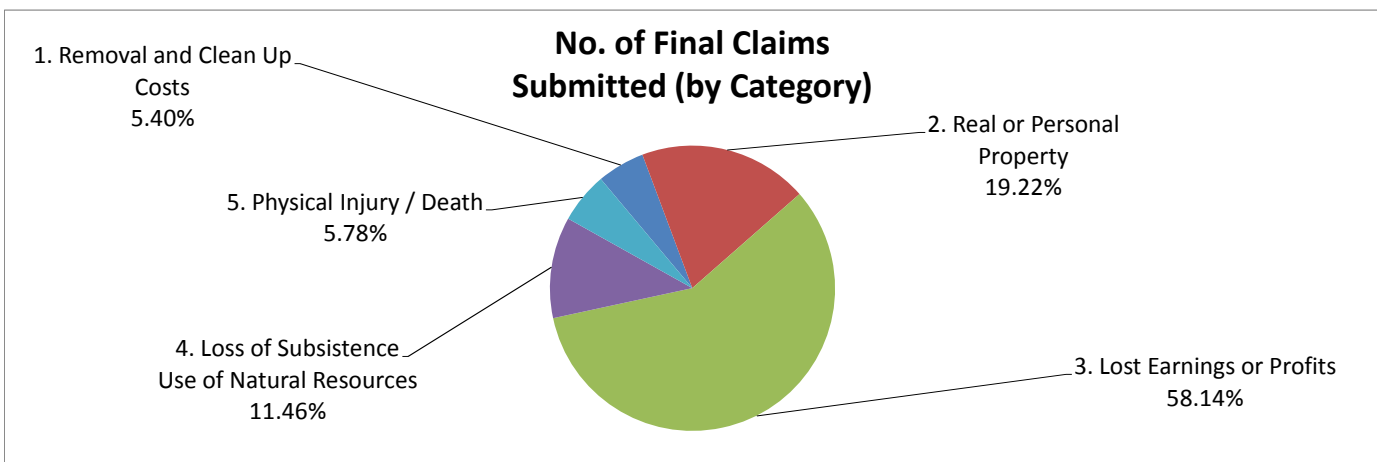
GCCCF Program Statistics - Overall Summary

(as of September 30, 2010, 7:05 PM ET)

Final Payment Claim Counts by Category

(Claimants may have more than one Claim Type)

Claims Seeking Final Payment	Claims Submitted	No. of Claims Paid	Amount Paid
1. Removal and Clean Up Costs	254	0	\$ -
2. Real or Personal Property	904	0	\$ -
3. Lost Earnings or Profits	2,735	0	\$ -
4. Loss of Subsistence Use of Natural Resources	539	0	\$ -
5. Physical Injury / Death	272	0	\$ -
Total to Date	4,704	0	\$ -



Amount Paid to Final Claims (by Category)

No data to chart yet

GCCF Program Statistics - Overall Summary (as of September 30, 2010, 7:05 PM ET)

Claims by Category and Amount (Claimants may have more than one Claim Type)

Claims by Category and Amount	No. of Claims Paid	Amount Paid
1. Removal and Clean Up Costs		
a. \$0.01 - \$5,000.00	0	\$ -
b. \$5,000.01 - \$10,000.00	0	\$ -
c. \$10,000.01 - \$25,000.00	0	\$ -
d. \$25,000.01 - \$100,000.00	0	\$ -
e. \$100,000.01 - \$500,000.00	0	\$ -
f. Over \$500,000.00	0	\$ -
Sub-Total to Date	0	\$ -
2. Real or Personal Property		
a. \$0.01 - \$5,000.00	6	\$ 4,800.00
b. \$5,000.01 - \$10,000.00	2	\$ 13,800.00
c. \$10,000.01 - \$25,000.00	0	\$ -
d. \$25,000.01 - \$100,000.00	1	\$ 26,563.38
e. \$100,000.01 - \$500,000.00	0	\$ -
f. Over \$500,000.00	0	\$ -
Sub-Total to Date	9	\$ 45,163.38
3. Lost Earnings or Profits		
a. \$0.01 - \$5,000.00	12,929	\$ 35,514,950.00
b. \$5,000.01 - \$10,000.00	11,764	\$ 88,532,600.00
c. \$10,000.01 - \$25,000.00	13,715	\$ 217,095,265.00
d. \$25,000.01 - \$100,000.00	5,757	\$ 259,947,300.00
e. \$100,000.01 - \$500,000.00	892	\$ 157,657,300.00
f. Over \$500,000.00	15	\$ 30,915,176.00
Sub-Total to Date	45,072	\$ 789,662,591.00

GCCF Program Statistics - Overall Summary (as of September 30, 2010, 7:05 PM ET)

Claims by Category and Amount *(Claimants may have more than one Claim Type)*

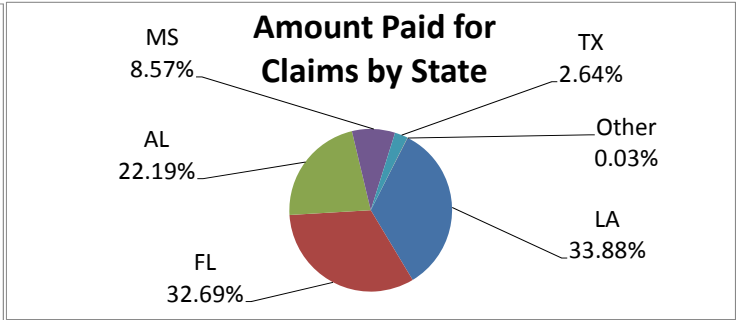
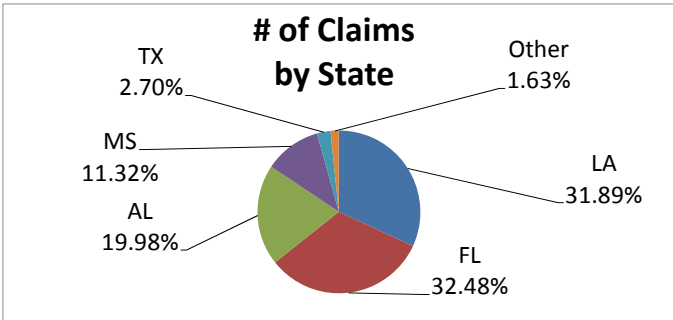
Claims by Category and Amount	No. of Claims Paid	Amount Paid
4. Loss of Subsistence Use of Natural Resources		
a. \$0.01 - \$5,000.00	5	\$ 12,970.00
b. \$5,000.01 - \$10,000.00	0	\$ -
c. \$10,000.01 - \$25,000.00	0	\$ -
d. \$25,000.01 - \$100,000.00	0	\$ -
e. \$100,000.01 - \$500,000.00	0	\$ -
f. Over \$500,000.00	0	\$ -
Sub-Total to Date	5	\$ 12,970.00
5. Physical Injury / Death		
a. \$0.01 - \$5,000.00	3	\$ 736.50
b. \$5,000.01 - \$10,000.00	0	\$ -
c. \$10,000.01 - \$25,000.00	0	\$ -
d. \$25,000.01 - \$100,000.00	0	\$ -
e. \$100,000.01 - \$500,000.00	0	\$ -
f. Over \$500,000.00	0	\$ -
Sub-Total to Date	3	\$ 736.50
6. Other Claims		
a. \$0.01 - \$5,000.00	0	\$ -
b. \$5,000.01 - \$10,000.00	0	\$ -
c. \$10,000.01 - \$25,000.00	0	\$ -
d. \$25,000.01 - \$100,000.00	0	\$ -
e. \$100,000.01 - \$500,000.00	0	\$ -
f. Over \$500,000.00	0	\$ -
Sub-Total to Date	0	\$ -
Total to Date	45,089	\$ 789,721,460.88

GCCF Program Statistics - Overall Summary
(as of September 30, 2010, 7:05 PM ET)

Claims by State

(Claimants may have more than one Claim Type)

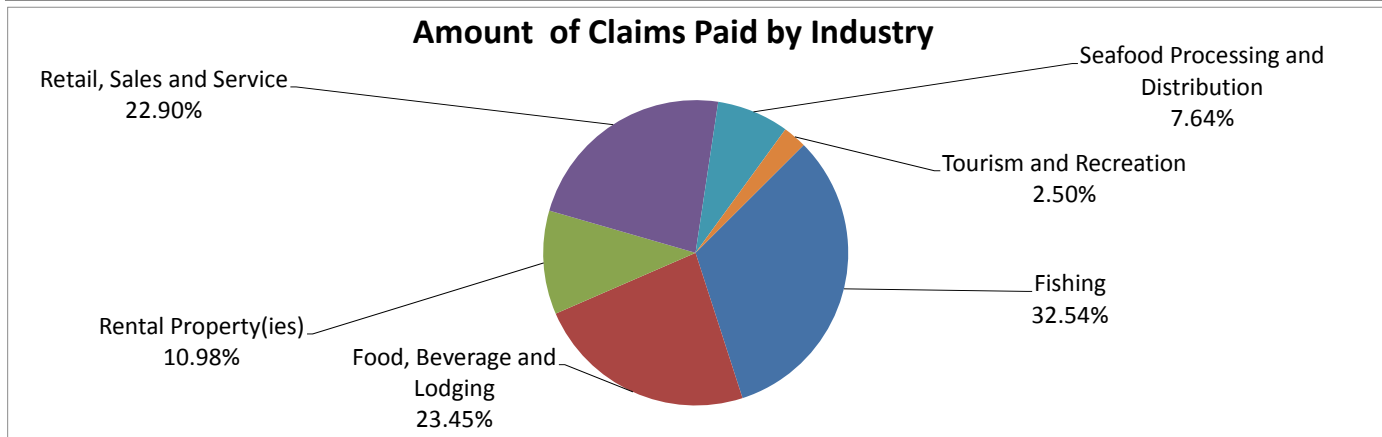
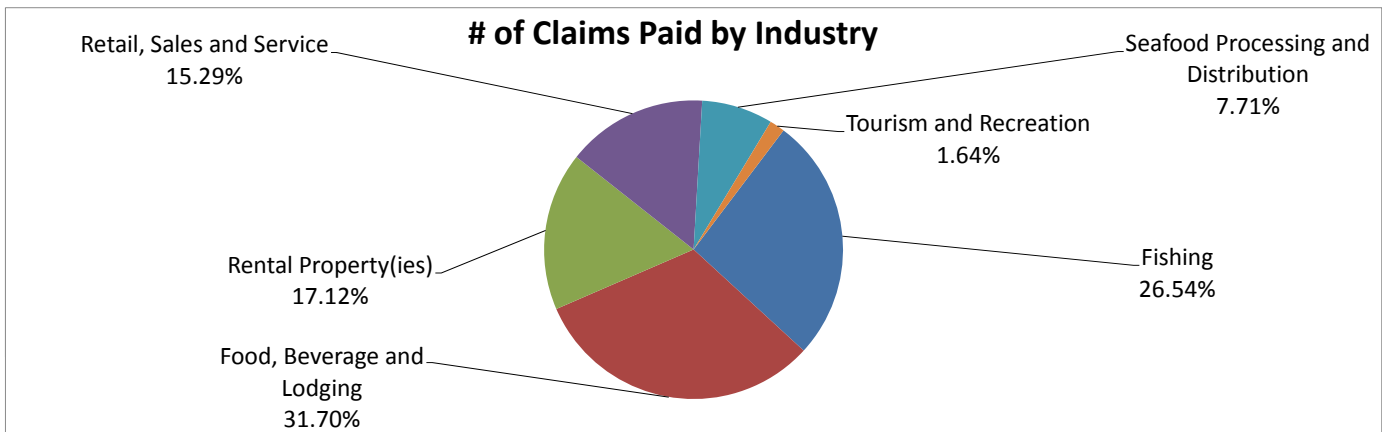
Claim State of Origin	Claims Submitted	No. of Claims Paid	Amount Paid
Louisiana	31,038	12,049	\$ 267,564,150.00
Florida	31,616	17,178	\$ 258,153,976.00
Alabama	19,450	11,042	\$ 175,222,598.38
Mississippi	11,018	3,733	\$ 67,716,436.50
Texas	2,631	1,077	\$ 20,853,800.00
Others	1,588	10	\$ 210,500.00
Total to Date	97,341	45,089	\$ 789,721,460.88



GCCF Program Statistics - Overall Summary
(as of September 30, 2010, 7:05 PM ET)

Lost Earnings or Profits Claims Paid by Industry
(Claimants may have more than one Claim Type)

Claims by Amount	No. of Claims Paid	Amount Paid
Fishing	11960	\$ 256,926,500.00
Food, Beverage and Lodging	14287	\$ 185,150,500.00
Rental Property(ies)	7717	\$ 86,665,776.00
Retail, Sales and Service	6893	\$ 180,840,400.00
Seafood Processing and Distribution	3476	\$ 60,336,115.00
Tourism and Recreation	739	\$ 19,743,300.00
Total to Date	45,072	\$ 789,662,591.00



GCCCF Program Statistics - Overall Summary (as of September 30, 2010, 7:05 PM ET)

Claims Paid by County / Parish (Claimants may have more than one Claim Type)

County/Parish	State	No. of Claims Paid	Amount Paid
Baldwin	Alabama	7,433	\$ 119,145,633.38
Barbour	Alabama	1	\$ 76,400.00
Butler	Alabama	2	\$ 14,600.00
Calhoun	Alabama	1	\$ 2,200.00
Chilton	Alabama	1	\$ 19,000.00
Choctaw	Alabama	1	\$ 68,400.00
Clarke	Alabama	8	\$ 74,100.00
Colbert	Alabama	1	\$ 4,000.00
Coosa	Alabama	1	\$ 150,000.00
Covington	Alabama	5	\$ 123,000.00
Crenshaw	Alabama	2	\$ 5,500.00
Cullman	Alabama	2	\$ 4,900.00
Elmore	Alabama	1	\$ 1,000.00
Escambia	Alabama	10	\$ 75,000.00
Etowah	Alabama	3	\$ 13,500.00
Franklin	Alabama	2	\$ 5,800.00
Hale	Alabama	1	\$ 1,800.00
Houston	Alabama	5	\$ 149,700.00
Jackson	Alabama	1	\$ 4,700.00
Jefferson	Alabama	15	\$ 72,100.00
Lauderdale	Alabama	1	\$ 5,800.00
Lawrence	Alabama	1	\$ 1,400.00
Lee	Alabama	1	\$ 1,300.00
Limestone	Alabama	2	\$ 15,700.00
Madison	Alabama	8	\$ 95,700.00
Marengo	Alabama	1	\$ 4,600.00
Marshall	Alabama	2	\$ 13,800.00
Mobile	Alabama	3,203	\$ 50,311,565.00
Monroe	Alabama	18	\$ 217,800.00
Montgomery	Alabama	6	\$ 268,600.00
Morgan	Alabama	3	\$ 10,100.00
Randolph	Alabama	1	\$ 2,500.00
St. Clair	Alabama	2	\$ 42,700.00
Shelby	Alabama	12	\$ 105,600.00
Sumter	Alabama	1	\$ 4,300.00
Talladega	Alabama	2	\$ 5,800.00
Tallapoosa	Alabama	1	\$ 1,000.00
Tuscaloosa	Alabama	9	\$ 39,100.00
Walker	Alabama	2	\$ 11,300.00
Washington	Alabama	3	\$ 36,400.00
Wilcox	Alabama	6	\$ 108,700.00
Claimant did not provide; GCCF Researching	Alabama	261	\$ 3,907,500.00
San Diego	California	1	\$ 22,500.00

GCCCF Program Statistics - Overall Summary (as of September 30, 2010, 7:05 PM ET)

Claims Paid by County / Parish (continued) (Claimants may have more than one Claim Type)

County/Parish	State	No. of Claims Paid	Amount Paid
Alachua	Florida	7	\$ 52,700.00
Bay	Florida	3,647	\$ 50,901,976.00
Brevard	Florida	4	\$ 132,600.00
Broward	Florida	12	\$ 486,200.00
Calhoun	Florida	6	\$ 43,900.00
Charlotte	Florida	9	\$ 357,500.00
Citrus	Florida	72	\$ 1,026,100.00
Clay	Florida	1	\$ 125,000.00
Collier	Florida	52	\$ 1,275,300.00
Columbia	Florida	2	\$ 55,400.00
Dixie	Florida	14	\$ 270,500.00
Duval	Florida	14	\$ 537,800.00
Escambia	Florida	2,611	\$ 37,576,200.00
Franklin	Florida	849	\$ 8,126,000.00
Gadsden	Florida	2	\$ 34,900.00
Gulf	Florida	270	\$ 4,837,700.00
Hernando	Florida	43	\$ 998,900.00
Hillsborough	Florida	63	\$ 1,188,700.00
Holmes	Florida	18	\$ 182,700.00
Indian River	Florida	1	\$ 47,200.00
Jackson	Florida	5	\$ 113,500.00
Jefferson	Florida	8	\$ 51,100.00
Lafayette	Florida	1	\$ 226,700.00
Lake	Florida	4	\$ 22,700.00
Lee	Florida	42	\$ 727,400.00
Leon	Florida	15	\$ 87,400.00
Levy	Florida	62	\$ 1,092,300.00
Liberty	Florida	8	\$ 62,800.00
Madison	Florida	1	\$ 2,100.00
Manatee	Florida	28	\$ 639,700.00
Marion	Florida	2	\$ 25,500.00
Martin	Florida	4	\$ 85,000.00
Miami-Dade	Florida	12	\$ 260,400.00
Monroe	Florida	143	\$ 3,728,100.00
Nassau	Florida	1	\$ 13,100.00
Okaloosa	Florida	4,705	\$ 71,348,400.00
Orange	Florida	10	\$ 147,000.00
Palm Beach	Florida	11	\$ 440,300.00
Pasco	Florida	86	\$ 1,475,500.00
Pinellas	Florida	180	\$ 3,623,000.00
Polk	Florida	7	\$ 74,000.00
Putnam	Florida	2	\$ 48,400.00
St. Johns	Florida	6	\$ 107,000.00
St. Lucie	Florida	2	\$ 94,300.00
Santa Rosa	Florida	1,464	\$ 24,260,000.00
Sarasota	Florida	6	\$ 99,600.00
Sumter	Florida	1	\$ 3,400.00

GCCCF Program Statistics - Overall Summary (as of September 30, 2010, 7:05 PM ET)

Claims Paid by County / Parish (continued)

(Claimants may have more than one Claim Type)

County/Parish	State	No. of Claims Paid	Amount Paid
Taylor	Florida	23	\$ 485,300.00
Volusia	Florida	5	\$ 169,300.00
Wakulla	Florida	242	\$ 3,489,300.00
Walton	Florida	2,078	\$ 31,249,300.00
Washington	Florida	20	\$ 291,400.00
Claimant did not provide; GCCCF Researching	Florida	297	\$ 5,353,400.00
Bryan	Georgia	1	\$ 14,300.00
Cobb	Georgia	1	\$ 20,000.00
Fulton	Georgia	1	\$ 18,900.00
Union	Georgia	1	\$ 9,000.00
Acadia	Louisiana	10	\$ 347,700.00
Allen	Louisiana	1	\$ 20,600.00
Ascension	Louisiana	16	\$ 352,500.00
Assumption	Louisiana	31	\$ 522,500.00
Avoyelles	Louisiana	8	\$ 304,200.00
Beauregard	Louisiana	4	\$ 65,200.00
Calcasieu	Louisiana	93	\$ 1,640,000.00
Cameron	Louisiana	157	\$ 3,076,600.00
Concordia	Louisiana	2	\$ 63,200.00
E. Baton Rouge	Louisiana	44	\$ 959,400.00
E. Feliciana	Louisiana	4	\$ 74,300.00
Evangeline	Louisiana	4	\$ 57,400.00
Franklin	Louisiana	2	\$ 26,000.00
Grant	Louisiana	1	\$ 10,000.00
Iberia	Louisiana	224	\$ 4,940,200.00
Iberville	Louisiana	9	\$ 316,000.00
Jackson	Louisiana	1	\$ 3,900.00
Jefferson	Louisiana	2,157	\$ 45,078,500.00
Jefferson Davis	Louisiana	9	\$ 225,600.00
Lafayette	Louisiana	142	\$ 3,678,800.00
Lafourche	Louisiana	944	\$ 22,920,500.00
Livingston	Louisiana	17	\$ 226,800.00
Natchitoches	Louisiana	2	\$ 48,400.00
Orleans	Louisiana	2,530	\$ 39,755,900.00
Ouachita	Louisiana	5	\$ 74,900.00
Plaquemines	Louisiana	1,214	\$ 49,382,800.00
Pointe Coupee	Louisiana	1	\$ 9,700.00
Rapides	Louisiana	7	\$ 312,100.00
St. Bernard	Louisiana	627	\$ 15,948,400.00

GCCCF Program Statistics - Overall Summary (as of September 30, 2010, 7:05 PM ET)

Claims Paid by County / Parish (continued) (Claimants may have more than one Claim Type)

County/Parish	State	No. of Claims Paid	Amount Paid
St. Charles	Louisiana	163	\$ 3,525,800.00
St. Helena	Louisiana	2	\$ 56,700.00
St. James	Louisiana	7	\$ 128,800.00
St. John the Baptist	Louisiana	35	\$ 960,300.00
St. Landry	Louisiana	11	\$ 322,400.00
St. Martin	Louisiana	67	\$ 979,350.00
St. Mary	Louisiana	350	\$ 8,014,900.00
St. Tammany	Louisiana	485	\$ 13,047,900.00
Tangipahoa	Louisiana	80	\$ 1,178,600.00
Terrebonne	Louisiana	1,805	\$ 34,398,700.00
Vermilion	Louisiana	516	\$ 9,409,000.00
Vernon	Louisiana	1	\$ 14,000.00
W. Baton Rouge	Louisiana	2	\$ 31,800.00
Washington	Louisiana	14	\$ 544,900.00
Claimant did not provide; GCCF Researching	Louisiana	245	\$ 4,508,900.00
Baltimore	Maryland	1	\$ 20,200.00
Amite	Mississippi	1	\$ 11,100.00
DeSoto	Mississippi	1	\$ 6,800.00
Forrest	Mississippi	8	\$ 62,200.00
Franklin	Mississippi	1	\$ 14,600.00
George	Mississippi	24	\$ 559,900.00
Greene	Mississippi	2	\$ 11,700.00
Hancock	Mississippi	522	\$ 9,557,000.00
Harrison	Mississippi	2,129	\$ 37,458,636.50
Hinds	Mississippi	6	\$ 70,400.00
Holmes	Mississippi	1	\$ 9,600.00
Humphreys	Mississippi	1	\$ 28,000.00
Jackson	Mississippi	785	\$ 15,585,900.00
Jones	Mississippi	1	\$ 50,000.00
Lafayette	Mississippi	1	\$ 12,100.00
Lamar	Mississippi	5	\$ 136,400.00
Lauderdale	Mississippi	2	\$ 9,400.00
Lawrence	Mississippi	2	\$ 50,000.00
Lincoln	Mississippi	2	\$ 10,900.00
Lowndes	Mississippi	1	\$ 2,400.00
Madison	Mississippi	4	\$ 61,500.00
Marion	Mississippi	6	\$ 147,600.00
Monroe	Mississippi	2	\$ 16,500.00
Oktibbeha	Mississippi	1	\$ 6,400.00
Pearl River	Mississippi	22	\$ 560,100.00
Perry	Mississippi	4	\$ 48,000.00
Pike	Mississippi	3	\$ 32,100.00
Rankin	Mississippi	2	\$ 7,500.00
Simpson	Mississippi	1	\$ 11,200.00
Stone	Mississippi	22	\$ 387,900.00
Wayne	Mississippi	2	\$ 56,600.00
Claimant did not provide; GCCF Researching	Mississippi	169	\$ 2,734,000.00

GCCF Program Statistics - Overall Summary (as of September 30, 2010, 7:05 PM ET)

Claims Paid by County / Parish (continued) (Claimants may have more than one Claim Type)

County/Parish	State	No. of Claims Paid	Amount Paid
Aransas	Texas	3	\$ 93,300.00
Bexar	Texas	4	\$ 218,400.00
Brazoria	Texas	21	\$ 753,400.00
Brazos	Texas	1	\$ 11,400.00
Calhoun	Texas	17	\$ 397,800.00
Cameron	Texas	17	\$ 232,600.00
Chambers	Texas	11	\$ 405,500.00
Collin	Texas	1	\$ 8,000.00
Comal	Texas	1	\$ 35,900.00
Dallas	Texas	4	\$ 56,200.00
Fort Bend	Texas	14	\$ 249,200.00
Galveston	Texas	271	\$ 5,186,900.00
Gregg	Texas	1	\$ 4,000.00
Hardin	Texas	1	\$ 5,100.00
Harris	Texas	207	\$ 3,419,700.00
Harrison	Texas	1	\$ 2,500.00
Hill	Texas	1	\$ 21,600.00
Houston	Texas	1	\$ 3,500.00
Jackson	Texas	1	\$ 15,500.00
Jefferson	Texas	211	\$ 3,730,600.00
Jim Wells	Texas	1	\$ 79,900.00
Liberty	Texas	1	\$ 75,000.00
Lubbock	Texas	1	\$ 2,400.00
Matagorda	Texas	38	\$ 487,100.00
Montgomery	Texas	2	\$ 34,700.00
Nacogdoches	Texas	3	\$ 97,000.00
Nueces	Texas	3	\$ 22,200.00
Orange	Texas	17	\$ 458,100.00
San Patricio	Texas	3	\$ 93,400.00
Tarrant	Texas	6	\$ 373,400.00
Travis	Texas	5	\$ 81,600.00
Victoria	Texas	1	\$ 10,500.00
Claimant did not provide; GCCF Researching	Texas	207	\$ 4,187,400.00
Lancaster	Virginia	1	\$ 3,000.00
Northumberland	Virginia	1	\$ 4,900.00
Claimant did not provide; GCCF Researching	Virginia	2	\$ 97,700.00
Total to Date		45,089	\$ 789,721,460.88