

GCCF Program Statistics - Overall Summary

(as of September 29, 2010, 7:05 PM ET)

Claimant Status	No. of Claimants
TOTAL GCCF Claimants to Date <i>(Claimants may have one or more Claim Type)</i>	86,431
1. Claimants Paid and Approved for Payment	44,071
2. Claimants Requiring Additional Information or Documentation	29,584
3. Ineligible Claimants	1,458
4. Denied Claimants	113
5. Claimants Under Review (Emergency Advance Payment)	8,333
6. Claimants Under Review (for Final Claim only)	2,872

Claimants <i>(Claimants may have one or more Claim Type)</i>	No. of Claimants
1. Individual*	58,944
2. Business*	27,487
<i>*Individual v. Business classification is subject to change.</i>	
Total to Date	86,431

Claims by Emergency Or Final Payment	No. of Claims Paid or Approved for Payment	No. of Claims Paid	Amount Paid
1. Emergency Advance Payment	44,246	44,026	\$ 771,612,784.88
2. Final Claim*	0	0	\$ -
<i>*Review underway to determine whether claimant intended to file Final Claim.</i>			
Sub-Total to Date	44,246	44,026	\$ 771,612,784.88

Separate Fund for Real Estate Brokers and Agents			\$ 34,500,000.00
Total to Date			\$ 806,112,784.88

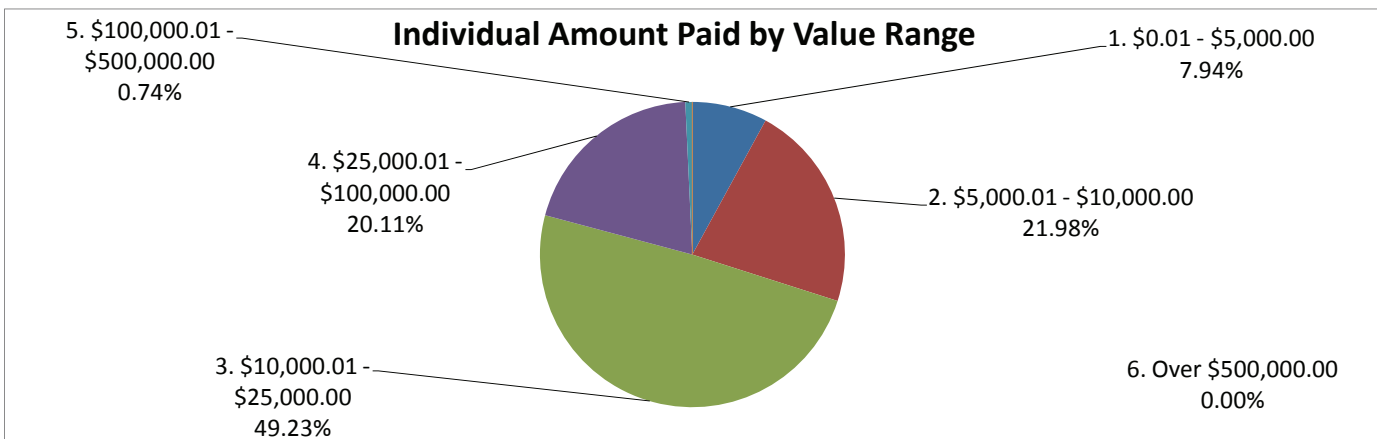
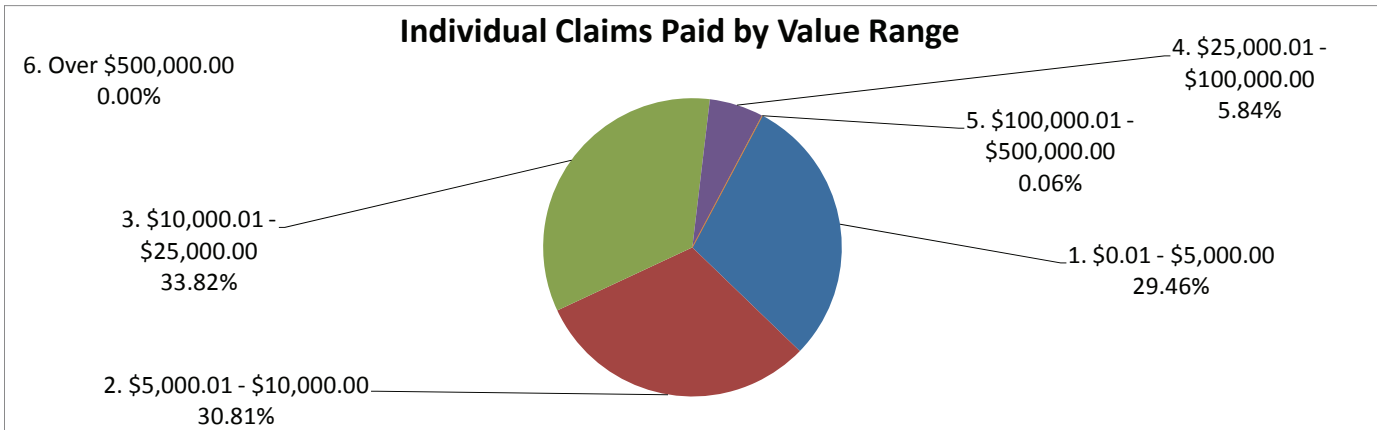
Claims by Category <i>(includes Individual and Business)</i>	No. of Claims Paid	Amount Paid
1. Removal and Clean Up Costs	0	\$ -
2. Real or Personal Property	9	\$ 45,163.38
3. Lost Earnings or Profits	44,009	\$ 771,553,915.00
4. Loss of Subsistence Use of Natural Resources	5	\$ 12,970.00
5. Physical Injury / Death	3	\$ 736.50
Total to Date	44,026	\$ 771,612,784.88

Claims by Type	No. of Claims Paid where Claimant Participated in BP Claims Process	No. of Claims Paid for new Claimants	Total Amount Paid
1. Individual	18,261	7,493	\$ 272,087,484.88
2. Business	15,658	2,614	\$ 499,525,300.00
Total to Date	33,919	10,107	\$ 771,612,784.88

GCCF Program Statistics - Overall Summary
(as of September 29, 2010, 7:05 PM ET)

Individual Claims by Amount
(Claimants may have more than one Claim Type)

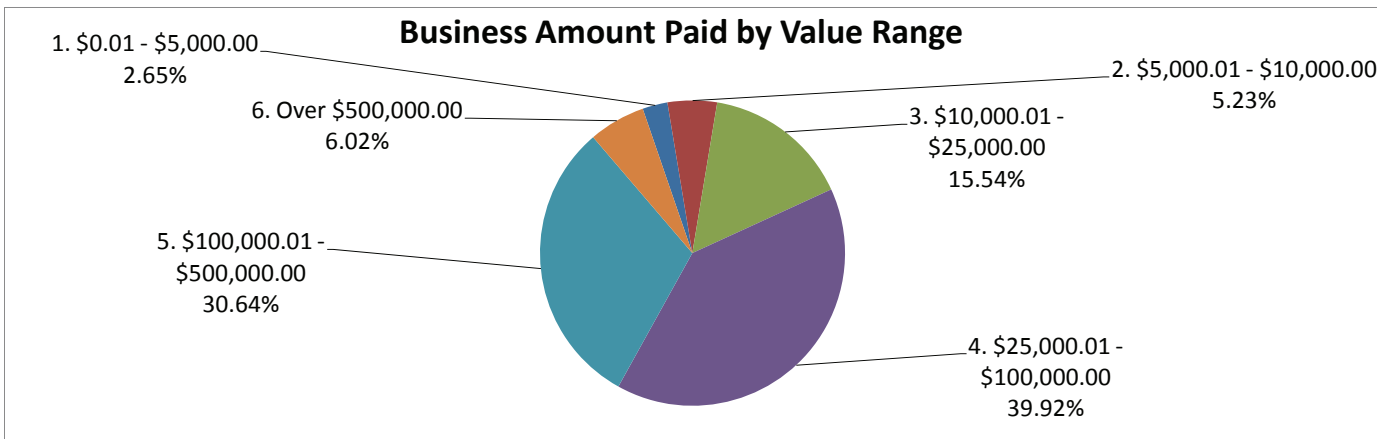
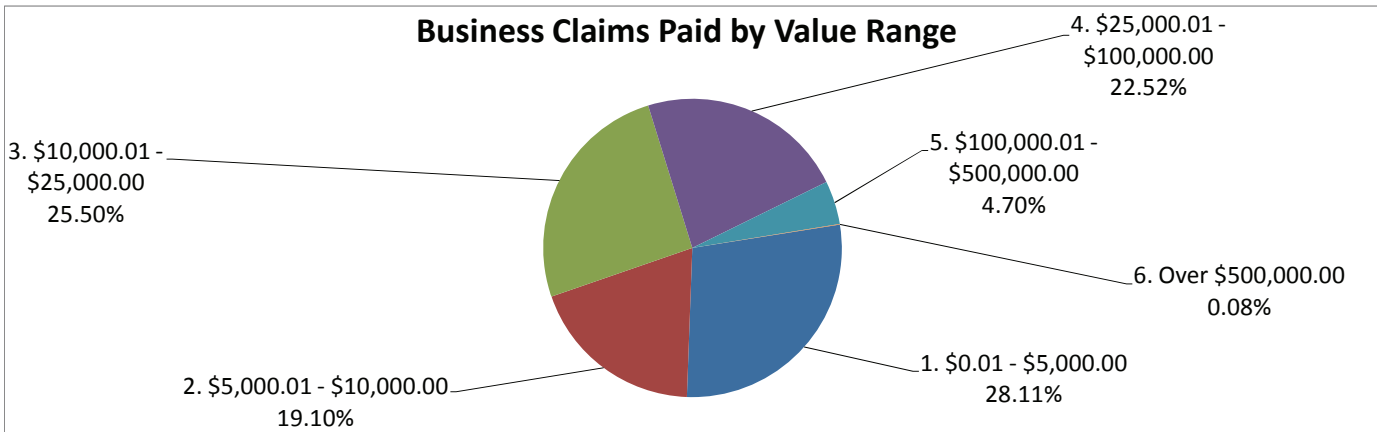
Claims by Amount	No. of Claims Paid	Amount Paid
1. \$0.01 - \$5,000.00	7587	\$ 21,607,056.50
2. \$5,000.01 - \$10,000.00	7936	\$ 59,797,500.00
3. \$10,000.01 - \$25,000.00	8710	\$ 133,945,465.00
4. \$25,000.01 - \$100,000.00	1505	\$ 54,712,963.38
5. \$100,000.01 - \$500,000.00	16	\$ 2,024,500.00
6. Over \$500,000.00	0	\$ -
Total to Date	25,754	\$ 272,087,484.88



GCCF Program Statistics - Overall Summary
(as of September 29, 2010, 7:05 PM ET)

Business Claims by Amount
(Claimants may have more than one Claim Type)

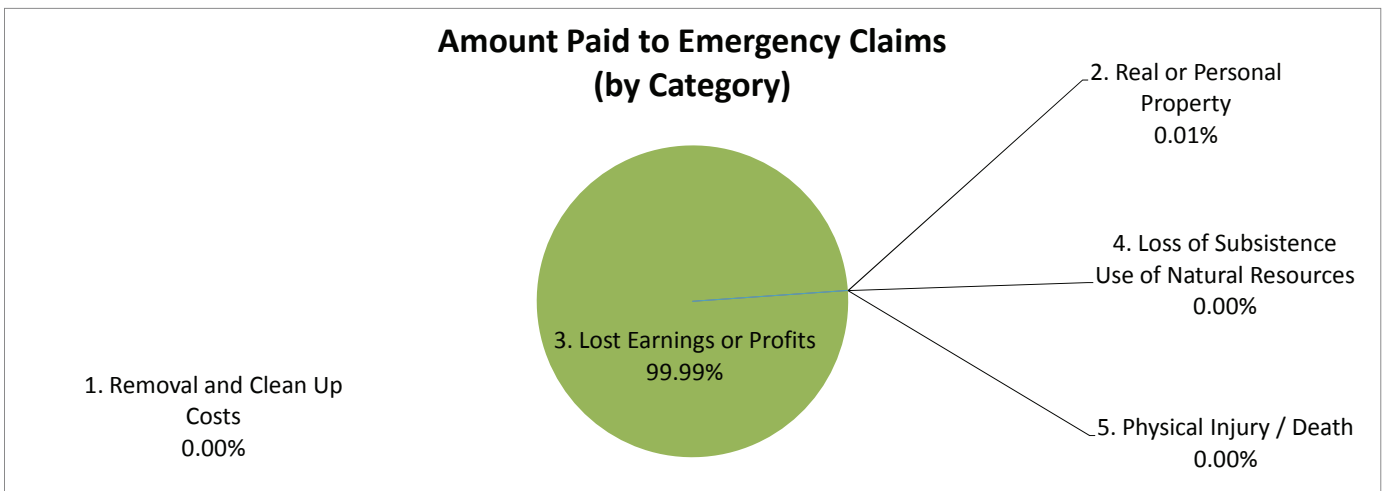
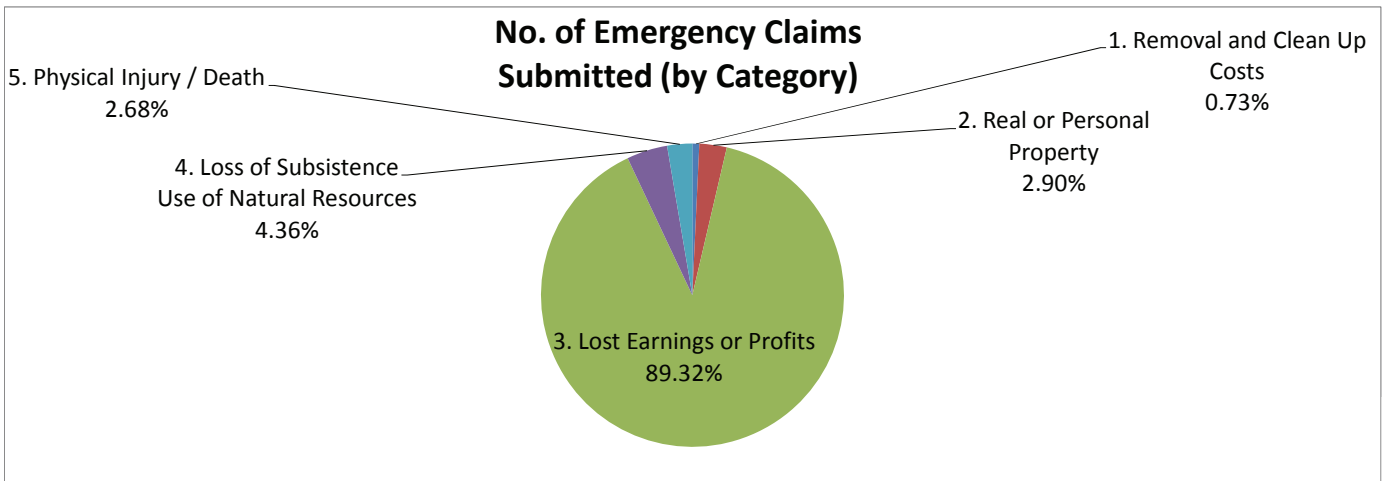
Claims by Amount	No. of Claims Paid	Amount Paid
1. \$0.01 - \$5,000.00	5136	\$ 13,262,000.00
2. \$5,000.01 - \$10,000.00	3490	\$ 26,130,900.00
3. \$10,000.01 - \$25,000.00	4659	\$ 77,645,300.00
4. \$25,000.01 - \$100,000.00	4115	\$ 199,390,800.00
5. \$100,000.01 - \$500,000.00	858	\$ 153,042,000.00
6. Over \$500,000.00	14	\$ 30,054,300.00
Total to Date	18,272	\$ 499,525,300.00



GCCF Program Statistics - Overall Summary
(as of September 29, 2010, 7:05 PM ET)

Emergency Advance Claim Counts by Category
(Claimants may have more than one Claim Type)

Claims for Emergency Advance Payment	Claims Submitted	No. of Claims Paid	Amount Paid
1. Removal and Clean Up Costs	646	0	\$ -
2. Real or Personal Property	2,559	9	\$ 45,163.38
3. Lost Earnings or Profits	78,779	44,009	\$ 771,553,915.00
4. Loss of Subsistence Use of Natural Resources	3,845	5	\$ 12,970.00
5. Physical Injury / Death	2,365	3	\$ 736.50
Total to Date	88,194	44,026	\$ 771,612,784.88



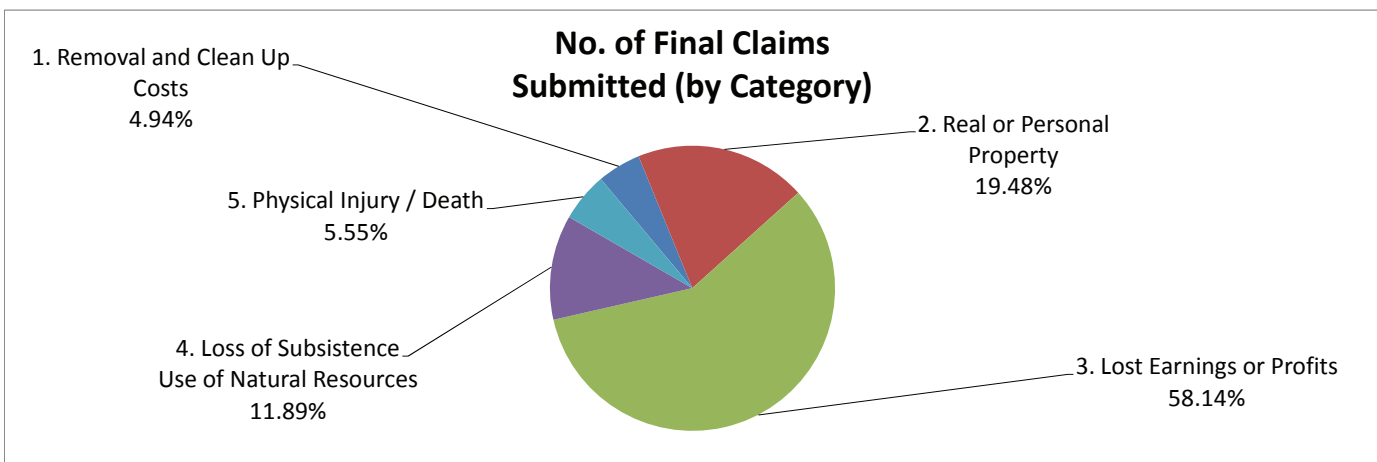
GCCCF Program Statistics - Overall Summary

(as of September 29, 2010, 7:05 PM ET)

Final Payment Claim Counts by Category

(Claimants may have more than one Claim Type)

Claims Seeking Final Payment	Claims Submitted	No. of Claims Paid	Amount Paid
1. Removal and Clean Up Costs	225	0	\$ -
2. Real or Personal Property	888	0	\$ -
3. Lost Earnings or Profits	2,650	0	\$ -
4. Loss of Subsistence Use of Natural Resources	542	0	\$ -
5. Physical Injury / Death	253	0	\$ -
Total to Date	4,558	0	\$ -



Amount Paid to Final Claims (by Category)

No data to chart yet

GCCF Program Statistics - Overall Summary (as of September 29, 2010, 7:05 PM ET)

Claims by Category and Amount (Claimants may have more than one Claim Type)

Claims by Category and Amount	No. of Claims Paid	Amount Paid
1. Removal and Clean Up Costs		
a. \$0.01 - \$5,000.00	0	\$ -
b. \$5,000.01 - \$10,000.00	0	\$ -
c. \$10,000.01 - \$25,000.00	0	\$ -
d. \$25,000.01 - \$100,000.00	0	\$ -
e. \$100,000.01 - \$500,000.00	0	\$ -
f. Over \$500,000.00	0	\$ -
Sub-Total to Date	0	\$ -
2. Real or Personal Property		
a. \$0.01 - \$5,000.00	6	\$ 4,800.00
b. \$5,000.01 - \$10,000.00	2	\$ 13,800.00
c. \$10,000.01 - \$25,000.00	0	\$ -
d. \$25,000.01 - \$100,000.00	1	\$ 26,563.38
e. \$100,000.01 - \$500,000.00	0	\$ -
f. Over \$500,000.00	0	\$ -
Sub-Total to Date	9	\$ 45,163.38
3. Lost Earnings or Profits		
a. \$0.01 - \$5,000.00	12,709	\$ 34,850,550.00
b. \$5,000.01 - \$10,000.00	11,424	\$ 85,914,600.00
c. \$10,000.01 - \$25,000.00	13,369	\$ 211,590,765.00
d. \$25,000.01 - \$100,000.00	5,619	\$ 254,077,200.00
e. \$100,000.01 - \$500,000.00	874	\$ 155,066,500.00
f. Over \$500,000.00	14	\$ 30,054,300.00
Sub-Total to Date	44,009	\$ 771,553,915.00

GCCF Program Statistics - Overall Summary (as of September 29, 2010, 7:05 PM ET)

Claims by Category and Amount (Claimants may have more than one Claim Type)

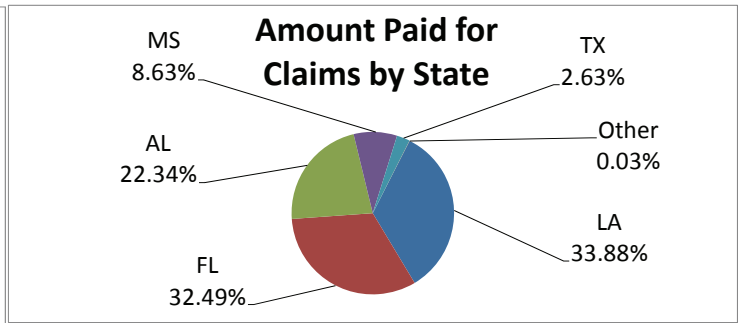
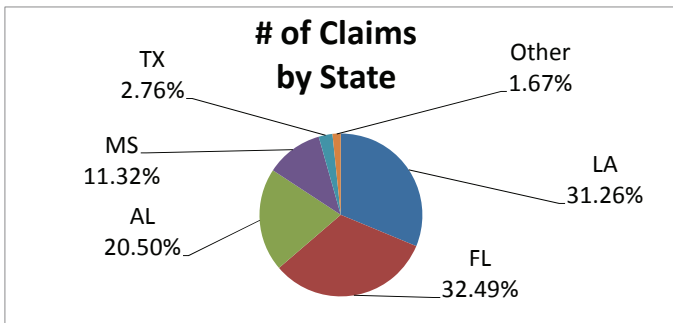
Claims by Category and Amount	No. of Claims Paid	Amount Paid
4. Loss of Subsistence Use of Natural Resources		
a. \$0.01 - \$5,000.00	5	\$ 12,970.00
b. \$5,000.01 - \$10,000.00	0	\$ -
c. \$10,000.01 - \$25,000.00	0	\$ -
d. \$25,000.01 - \$100,000.00	0	\$ -
e. \$100,000.01 - \$500,000.00	0	\$ -
f. Over \$500,000.00	0	\$ -
Sub-Total to Date	5	\$ 12,970.00
5. Physical Injury / Death		
a. \$0.01 - \$5,000.00	3	\$ 736.50
b. \$5,000.01 - \$10,000.00	0	\$ -
c. \$10,000.01 - \$25,000.00	0	\$ -
d. \$25,000.01 - \$100,000.00	0	\$ -
e. \$100,000.01 - \$500,000.00	0	\$ -
f. Over \$500,000.00	0	\$ -
Sub-Total to Date	3	\$ 736.50
6. Other Claims		
a. \$0.01 - \$5,000.00	0	\$ -
b. \$5,000.01 - \$10,000.00	0	\$ -
c. \$10,000.01 - \$25,000.00	0	\$ -
d. \$25,000.01 - \$100,000.00	0	\$ -
e. \$100,000.01 - \$500,000.00	0	\$ -
f. Over \$500,000.00	0	\$ -
Sub-Total to Date	0	\$ -
Total to Date	44,026	\$ 771,612,784.88

GCCF Program Statistics - Overall Summary (as of September 29, 2010, 7:05 PM ET)

Claims by State

(Claimants may have more than one Claim Type)

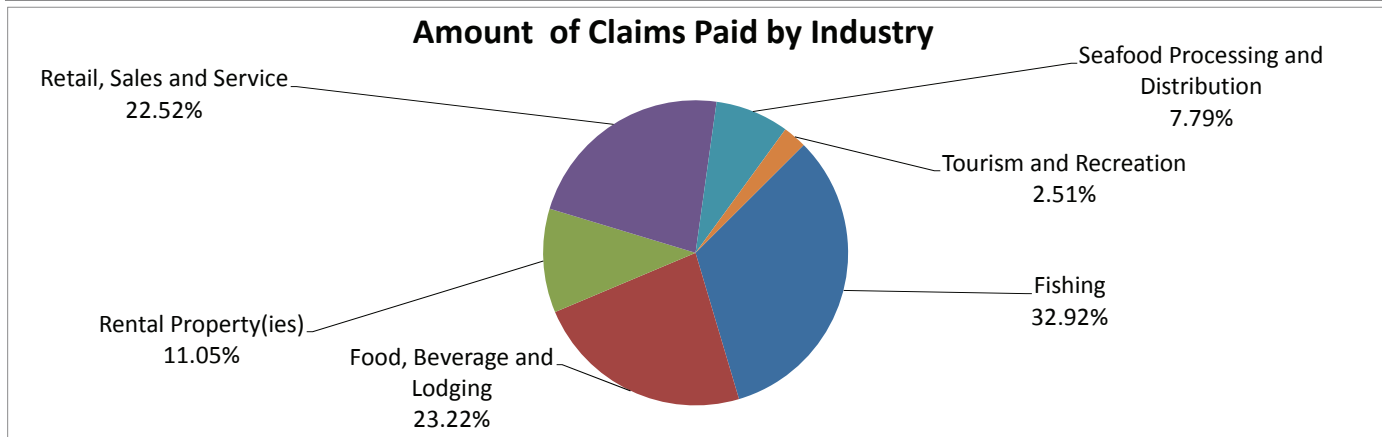
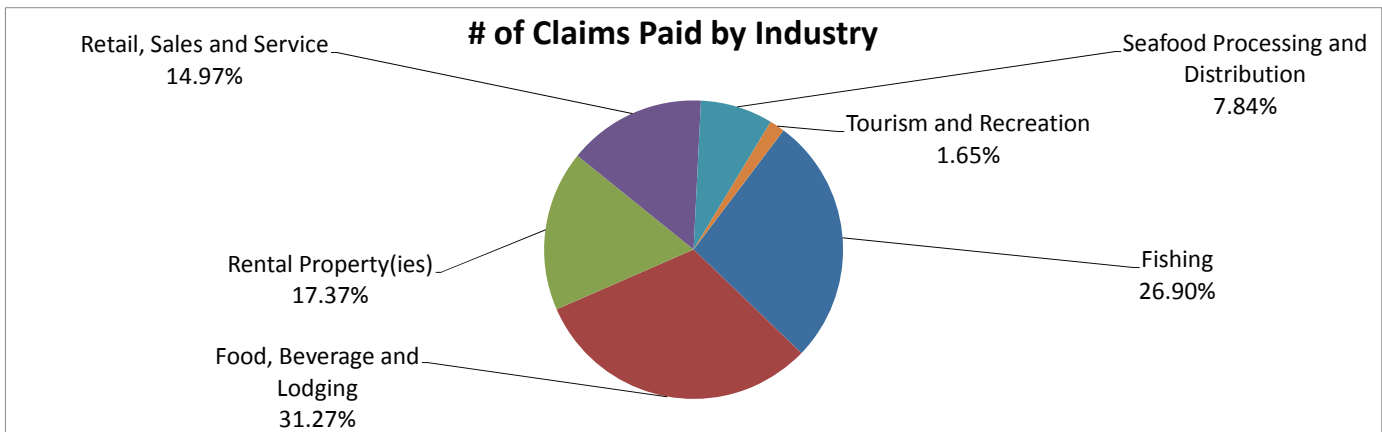
Claim State of Origin	Claims Submitted	No. of Claims Paid	Amount Paid
Louisiana	28,997	11,710	\$ 261,388,150.00
Florida	30,134	16,729	\$ 250,709,400.00
Alabama	19,017	10,861	\$ 172,396,398.38
Mississippi	10,495	3,662	\$ 66,627,436.50
Texas	2,557	1,054	\$ 20,280,900.00
Others	1,552	10	\$ 210,500.00
Total to Date	92,752	44,026	\$ 771,612,784.88



GCCF Program Statistics - Overall Summary
 (as of September 29, 2010, 7:05 PM ET)

Lost Earnings or Profits Claims Paid by Industry
 (Claimants may have more than one Claim Type)

Claims by Amount	No. of Claims Paid	Amount Paid
Fishing	11837	\$ 253,976,900.00
Food, Beverage and Lodging	13763	\$ 179,184,100.00
Rental Property(ies)	7643	\$ 85,219,800.00
Retail, Sales and Service	6588	\$ 173,735,600.00
Seafood Processing and Distribution	3452	\$ 60,107,615.00
Tourism and Recreation	726	\$ 19,329,900.00
Total to Date	44,009	\$ 771,553,915.00



GCCF Program Statistics - Overall Summary

(as of September 29, 2010, 7:05 PM ET)

Claims Paid by County / Parish

(Claimants may have more than one Claim Type)

County/Parish	State	No. of Claims Paid	Amount Paid
Baldwin	Alabama	7,305	\$ 117,192,633.38
Barbour	Alabama	1	\$ 76,400.00
Butler	Alabama	2	\$ 14,600.00
Calhoun	Alabama	1	\$ 2,200.00
Chilton	Alabama	1	\$ 19,000.00
Choctaw	Alabama	1	\$ 68,400.00
Clarke	Alabama	8	\$ 74,100.00
Colbert	Alabama	1	\$ 4,000.00
Coosa	Alabama	1	\$ 150,000.00
Covington	Alabama	5	\$ 123,000.00
Crenshaw	Alabama	2	\$ 5,500.00
Cullman	Alabama	2	\$ 4,900.00
Elmore	Alabama	1	\$ 1,000.00
Escambia	Alabama	10	\$ 75,000.00
Etowah	Alabama	3	\$ 13,500.00
Franklin	Alabama	2	\$ 5,800.00
Hale	Alabama	1	\$ 1,800.00
Houston	Alabama	5	\$ 149,700.00
Jackson	Alabama	1	\$ 4,700.00
Jefferson	Alabama	15	\$ 72,100.00
Lauderdale	Alabama	1	\$ 5,800.00
Lawrence	Alabama	1	\$ 1,400.00
Lee	Alabama	1	\$ 1,300.00
Limestone	Alabama	2	\$ 15,700.00
Madison	Alabama	8	\$ 95,700.00
Marengo	Alabama	1	\$ 4,600.00
Marshall	Alabama	2	\$ 13,800.00
Mobile	Alabama	3,155	\$ 49,504,665.00
Monroe	Alabama	18	\$ 217,800.00
Montgomery	Alabama	6	\$ 268,600.00
Morgan	Alabama	3	\$ 10,100.00
Randolph	Alabama	1	\$ 2,500.00
St. Clair	Alabama	2	\$ 42,700.00
Shelby	Alabama	12	\$ 105,600.00
Sumter	Alabama	1	\$ 4,300.00
Talladega	Alabama	2	\$ 5,800.00
Tallapoosa	Alabama	1	\$ 1,000.00
Tuscaloosa	Alabama	9	\$ 39,100.00
Walker	Alabama	2	\$ 11,300.00
Washington	Alabama	3	\$ 36,400.00
Wilcox	Alabama	6	\$ 108,700.00
Claimant did not provide; GCCF Researching	Alabama	256	\$ 3,841,200.00
San Diego	California	1	\$ 22,500.00

GCCF Program Statistics - Overall Summary (as of September 29, 2010, 7:05 PM ET)

Claims Paid by County / Parish (continued) *(Claimants may have more than one Claim Type)*

County/Parish	State	No. of Claims Paid	Amount Paid
Alachua	Florida	7	\$ 52,700.00
Bay	Florida	3,521	\$ 48,290,100.00
Brevard	Florida	4	\$ 132,600.00
Broward	Florida	12	\$ 486,200.00
Calhoun	Florida	5	\$ 39,700.00
Charlotte	Florida	9	\$ 357,500.00
Citrus	Florida	70	\$ 1,018,800.00
Clay	Florida	1	\$ 125,000.00
Collier	Florida	52	\$ 1,275,300.00
Columbia	Florida	2	\$ 55,400.00
Dixie	Florida	14	\$ 270,500.00
Duval	Florida	14	\$ 537,800.00
Escambia	Florida	2,557	\$ 37,070,000.00
Franklin	Florida	830	\$ 7,933,200.00
Gadsden	Florida	2	\$ 34,900.00
Gulf	Florida	264	\$ 4,743,200.00
Hernando	Florida	43	\$ 1,003,400.00
Hillsborough	Florida	61	\$ 1,071,500.00
Holmes	Florida	18	\$ 182,700.00
Indian River	Florida	1	\$ 47,200.00
Jackson	Florida	5	\$ 113,500.00
Jefferson	Florida	8	\$ 51,100.00
Lafayette	Florida	1	\$ 226,700.00
Lake	Florida	4	\$ 22,700.00
Lee	Florida	42	\$ 728,900.00
Leon	Florida	15	\$ 87,400.00
Levy	Florida	62	\$ 1,092,300.00
Liberty	Florida	8	\$ 62,800.00
Madison	Florida	1	\$ 2,100.00
Manatee	Florida	28	\$ 639,700.00
Marion	Florida	2	\$ 25,500.00
Martin	Florida	3	\$ 34,000.00
Miami-Dade	Florida	12	\$ 260,400.00
Monroe	Florida	138	\$ 3,596,100.00
Nassau	Florida	1	\$ 13,100.00
Okaloosa	Florida	4,578	\$ 69,325,500.00
Orange	Florida	10	\$ 147,000.00
Palm Beach	Florida	11	\$ 440,300.00
Pasco	Florida	85	\$ 1,475,900.00
Pinellas	Florida	177	\$ 3,474,000.00
Polk	Florida	7	\$ 74,000.00
Putnam	Florida	2	\$ 48,400.00
St. Johns	Florida	6	\$ 107,000.00
St. Lucie	Florida	2	\$ 94,300.00
Santa Rosa	Florida	1,436	\$ 23,916,000.00
Sarasota	Florida	6	\$ 99,600.00
Sumter	Florida	1	\$ 3,400.00

GCCCF Program Statistics - Overall Summary
(as of September 29, 2010, 7:05 PM ET)

Claims Paid by County / Parish (continued)
(Claimants may have more than one Claim Type)

County/Parish	State	No. of Claims Paid	Amount Paid
Taylor	Florida	23	\$ 485,300.00
Volusia	Florida	5	\$ 169,300.00
Wakulla	Florida	238	\$ 3,420,800.00
Walton	Florida	2,026	\$ 30,312,200.00
Washington	Florida	20	\$ 297,000.00
Claimant did not provide; GCCCF Researching	Florida	279	\$ 5,135,400.00
Bryan	Georgia	1	\$ 14,300.00
Cobb	Georgia	1	\$ 20,000.00
Fulton	Georgia	1	\$ 18,900.00
Union	Georgia	1	\$ 9,000.00
Acadia	Louisiana	10	\$ 347,700.00
Allen	Louisiana	1	\$ 20,600.00
Ascension	Louisiana	16	\$ 352,500.00
Assumption	Louisiana	31	\$ 522,500.00
Avoyelles	Louisiana	8	\$ 304,200.00
Beauregard	Louisiana	4	\$ 65,200.00
Calcasieu	Louisiana	93	\$ 1,640,000.00
Cameron	Louisiana	156	\$ 3,068,600.00
Concordia	Louisiana	2	\$ 63,200.00
E. Baton Rouge	Louisiana	43	\$ 953,400.00
E. Feliciana	Louisiana	4	\$ 74,300.00
Evangeline	Louisiana	4	\$ 57,400.00
Franklin	Louisiana	2	\$ 26,000.00
Grant	Louisiana	1	\$ 10,000.00
Iberia	Louisiana	221	\$ 4,895,300.00
Iberville	Louisiana	9	\$ 316,000.00
Jackson	Louisiana	1	\$ 3,900.00
Jefferson	Louisiana	2,091	\$ 44,338,100.00
Jefferson Davis	Louisiana	9	\$ 225,600.00
Lafayette	Louisiana	126	\$ 3,231,300.00
Lafourche	Louisiana	928	\$ 22,689,200.00
Livingston	Louisiana	17	\$ 226,800.00
Natchitoches	Louisiana	2	\$ 48,400.00
Orleans	Louisiana	2,372	\$ 37,422,300.00
Ouachita	Louisiana	5	\$ 74,900.00
Plaquemines	Louisiana	1,209	\$ 49,170,000.00
Pointe Coupee	Louisiana	1	\$ 9,700.00
Rapides	Louisiana	7	\$ 312,100.00
St. Bernard	Louisiana	620	\$ 15,774,300.00

GCCF Program Statistics - Overall Summary
(as of September 29, 2010, 7:05 PM ET)

Claims Paid by County / Parish (continued)
(Claimants may have more than one Claim Type)

County/Parish	State	No. of Claims Paid	Amount Paid
St. Charles	Louisiana	159	\$ 3,442,200.00
St. Helena	Louisiana	2	\$ 56,700.00
St. James	Louisiana	7	\$ 132,200.00
St. John the Baptist	Louisiana	35	\$ 960,300.00
St. Landry	Louisiana	11	\$ 322,400.00
St. Martin	Louisiana	51	\$ 665,450.00
St. Mary	Louisiana	343	\$ 7,534,500.00
St. Tammany	Louisiana	476	\$ 12,845,300.00
Tangipahoa	Louisiana	81	\$ 1,179,400.00
Terrebonne	Louisiana	1,783	\$ 33,709,900.00
Vermilion	Louisiana	513	\$ 9,337,300.00
Vernon	Louisiana	1	\$ 14,000.00
W. Baton Rouge	Louisiana	2	\$ 31,800.00
Washington	Louisiana	14	\$ 544,900.00
Claimant did not provide; GCCF Researching	Louisiana	239	\$ 4,368,300.00
Baltimore	Maryland	1	\$ 20,200.00
Amite	Mississippi	1	\$ 11,100.00
DeSoto	Mississippi	1	\$ 6,800.00
Forrest	Mississippi	8	\$ 62,200.00
Franklin	Mississippi	1	\$ 14,600.00
George	Mississippi	24	\$ 559,900.00
Greene	Mississippi	2	\$ 11,700.00
Hancock	Mississippi	513	\$ 9,391,600.00
Harrison	Mississippi	2,081	\$ 36,830,236.50
Hinds	Mississippi	5	\$ 45,200.00
Holmes	Mississippi	1	\$ 9,600.00
Humphreys	Mississippi	1	\$ 28,000.00
Jackson	Mississippi	778	\$ 15,433,200.00
Jones	Mississippi	1	\$ 50,000.00
Lafayette	Mississippi	1	\$ 12,100.00
Lamar	Mississippi	5	\$ 136,400.00
Lauderdale	Mississippi	2	\$ 9,400.00
Lawrence	Mississippi	2	\$ 50,000.00
Lincoln	Mississippi	2	\$ 10,900.00
Lowndes	Mississippi	1	\$ 2,400.00
Madison	Mississippi	4	\$ 61,500.00
Marion	Mississippi	6	\$ 147,600.00
Monroe	Mississippi	2	\$ 16,500.00
Oktibbeha	Mississippi	1	\$ 6,400.00
Pearl River	Mississippi	22	\$ 560,100.00
Perry	Mississippi	4	\$ 48,000.00
Pike	Mississippi	3	\$ 32,100.00
Rankin	Mississippi	2	\$ 7,500.00
Simpson	Mississippi	1	\$ 11,200.00
Stone	Mississippi	22	\$ 387,900.00
Wayne	Mississippi	2	\$ 56,600.00
Claimant did not provide; GCCF Researching	Mississippi	163	\$ 2,616,700.00

GCCF Program Statistics - Overall Summary

(as of September 29, 2010, 7:05 PM ET)

Claims Paid by County / Parish (continued)

(Claimants may have more than one Claim Type)

County/Parish	State	No. of Claims Paid	Amount Paid
Aransas	Texas	3	\$ 93,300.00
Bexar	Texas	4	\$ 218,400.00
Brazoria	Texas	21	\$ 753,400.00
Brazos	Texas	1	\$ 11,400.00
Calhoun	Texas	17	\$ 397,800.00
Cameron	Texas	15	\$ 216,200.00
Chambers	Texas	11	\$ 405,500.00
Collin	Texas	1	\$ 8,000.00
Comal	Texas	1	\$ 35,900.00
Dallas	Texas	4	\$ 56,200.00
Fort Bend	Texas	14	\$ 249,200.00
Galveston	Texas	265	\$ 4,966,200.00
Gregg	Texas	1	\$ 4,000.00
Hardin	Texas	1	\$ 5,100.00
Harris	Texas	205	\$ 3,425,200.00
Harrison	Texas	1	\$ 2,500.00
Hill	Texas	1	\$ 21,600.00
Houston	Texas	1	\$ 3,500.00
Jackson	Texas	1	\$ 15,500.00
Jefferson	Texas	206	\$ 3,538,600.00
Jim Wells	Texas	1	\$ 79,900.00
Liberty	Texas	1	\$ 75,000.00
Lubbock	Texas	1	\$ 2,400.00
Matagorda	Texas	38	\$ 487,100.00
Montgomery	Texas	2	\$ 34,700.00
Nacogdoches	Texas	3	\$ 97,000.00
Nueces	Texas	3	\$ 22,200.00
Orange	Texas	17	\$ 458,100.00
San Patricio	Texas	3	\$ 93,400.00
Tarrant	Texas	6	\$ 373,400.00
Travis	Texas	5	\$ 81,600.00
Victoria	Texas	1	\$ 10,500.00
Claimant did not provide; GCCF Researching	Texas	199	\$ 4,038,100.00
Lancaster	Virginia	1	\$ 3,000.00
Northumberland	Virginia	1	\$ 4,900.00
Claimant did not provide; GCCF Researching	Virginia	2	\$ 97,700.00
Total to Date		44,026	\$ 771,612,784.88