

GCCF Program Statistics - Overall Summary (as of September 28, 2010, 7:05 PM ET)

Claimant Status	No. of Claimants
TOTAL GCCF Claimants to Date <i>(Claimants may have one or more Claim Type)</i>	82,684
1. Claimants Paid and Approved for Payment	42,377
2. Claimants Requiring Additional Information or Documentation	26,988
3. Ineligible Claimants	1,470
4. Denied Claimants	528
5. Claimants Under Review (Emergency Advance Payment)	8,504
6. Claimants Under Review (for Final Claim only)	2,817

Claimants <i>(Claimants may have one or more Claim Type)</i>	No. of Claimants
1. Individual*	55,804
2. Business*	26,880
<i>*Individual v. Business classification is subject to change.</i>	
Total to Date	82,684

Claims by Emergency Or Final Payment	No. of Claims Paid or Approved for Payment	No. of Claims Paid	Amount Paid
1. Emergency Advance Payment	42,570	42,068	\$ 737,611,784.88
2. Final Claim*	0	0	\$ -
<i>*Review underway to determine whether claimant intended to file Final Claim.</i>			
Sub-Total to Date	42,570	42,068	\$ 737,611,784.88

Separate Fund for Real Estate Brokers and Agents			\$ 34,500,000.00
Total to Date			\$ 772,111,784.88

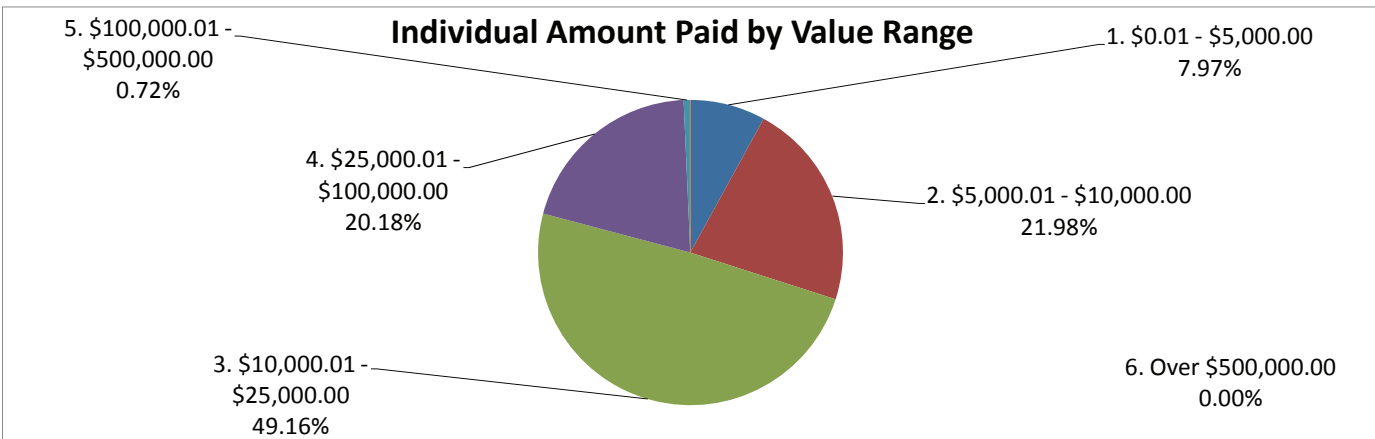
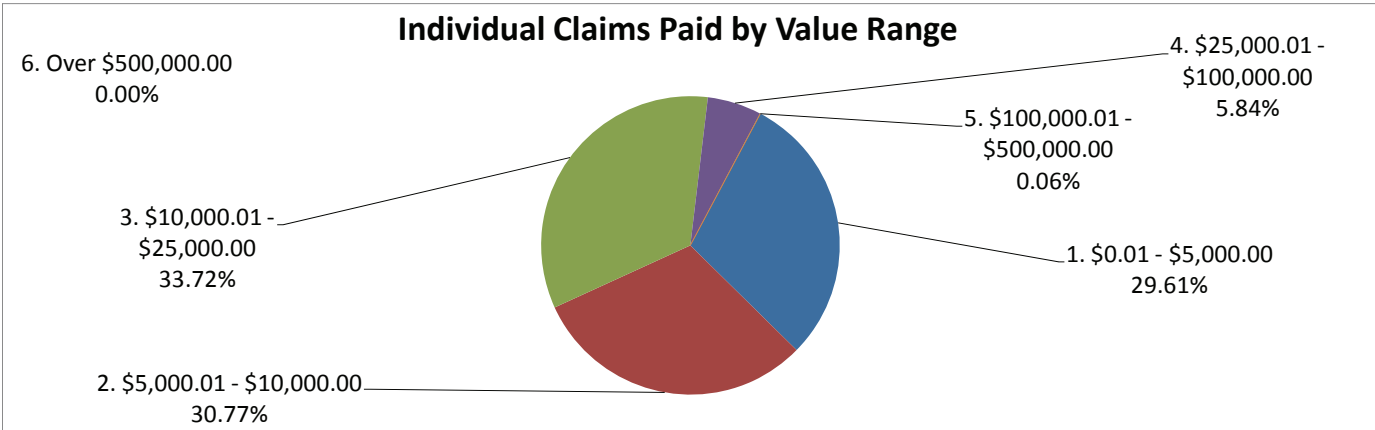
Claims by Category <i>(includes Individual and Business)</i>	No. of Claims Paid	Amount Paid
1. Removal and Clean Up Costs	0	\$ -
2. Real or Personal Property	7	\$ 39,363.38
3. Lost Earnings or Profits	42,053	\$ 737,558,715.00
4. Loss of Subsistence Use of Natural Resources	5	\$ 12,970.00
5. Physical Injury / Death	3	\$ 736.50
Total to Date	42,068	\$ 737,611,784.88

Claims by Type	No. of Claims Paid where Claimant Participated in BP Claims Process	No. of Claims Paid for new Claimants	Total Amount Paid
1. Individual	17,645	6,690	\$ 256,367,584.88
2. Business	15,220	2,513	\$ 481,244,200.00
Total to Date	32,865	9,203	\$ 737,611,784.88

GCCF Program Statistics - Overall Summary
(as of September 28, 2010, 7:05 PM ET)

Individual Claims by Amount
(Claimants may have more than one Claim Type)

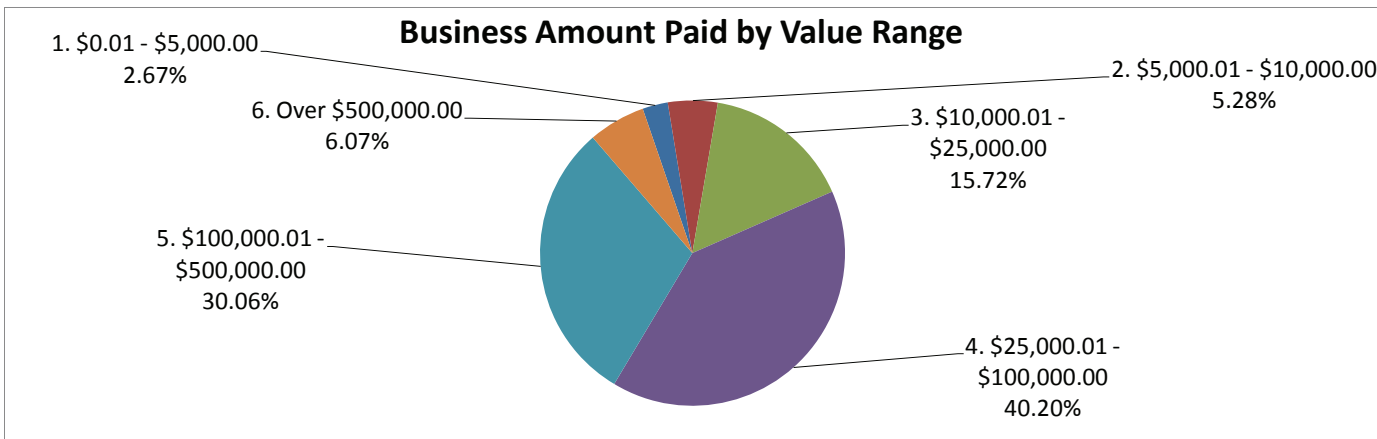
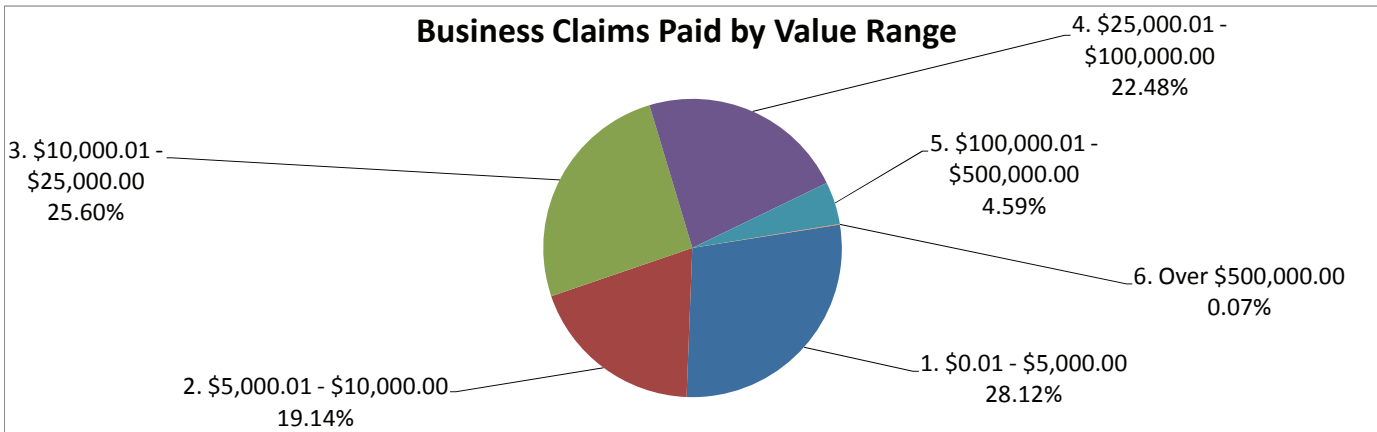
Claims by Amount	No. of Claims Paid	Amount Paid
1. \$0.01 - \$5,000.00	7206	\$ 20,429,356.50
2. \$5,000.01 - \$10,000.00	7489	\$ 56,343,000.00
3. \$10,000.01 - \$25,000.00	8205	\$ 126,021,865.00
4. \$25,000.01 - \$100,000.00	1420	\$ 51,723,863.38
5. \$100,000.01 - \$500,000.00	15	\$ 1,849,500.00
6. Over \$500,000.00	0	\$ -
Total to Date	24,335	\$ 256,367,584.88



GCCF Program Statistics - Overall Summary
(as of September 28, 2010, 7:05 PM ET)

Business Claims by Amount
(Claimants may have more than one Claim Type)

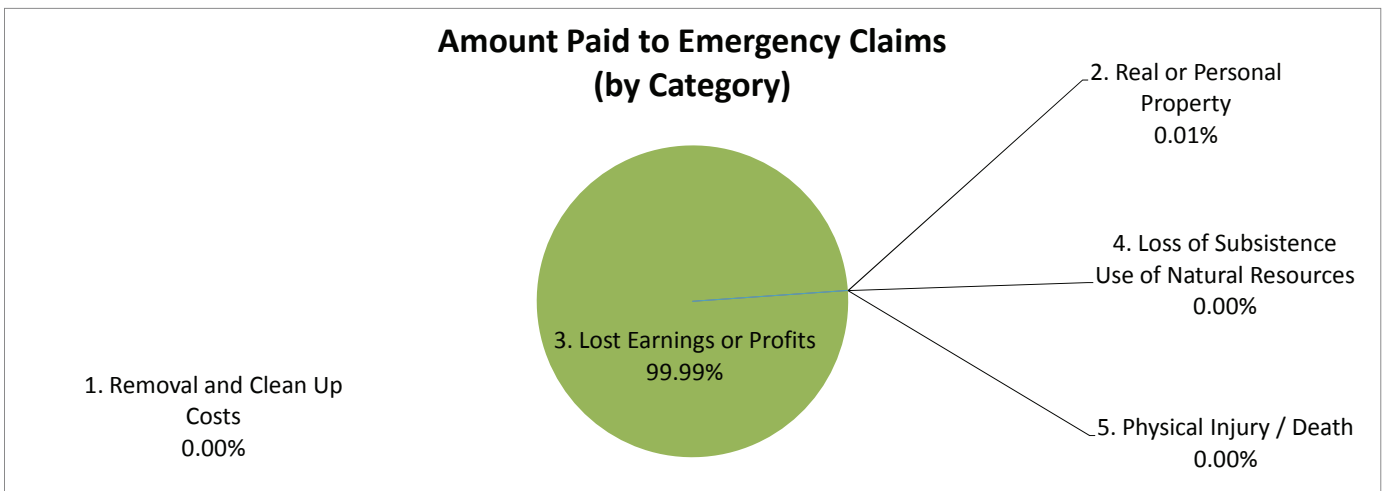
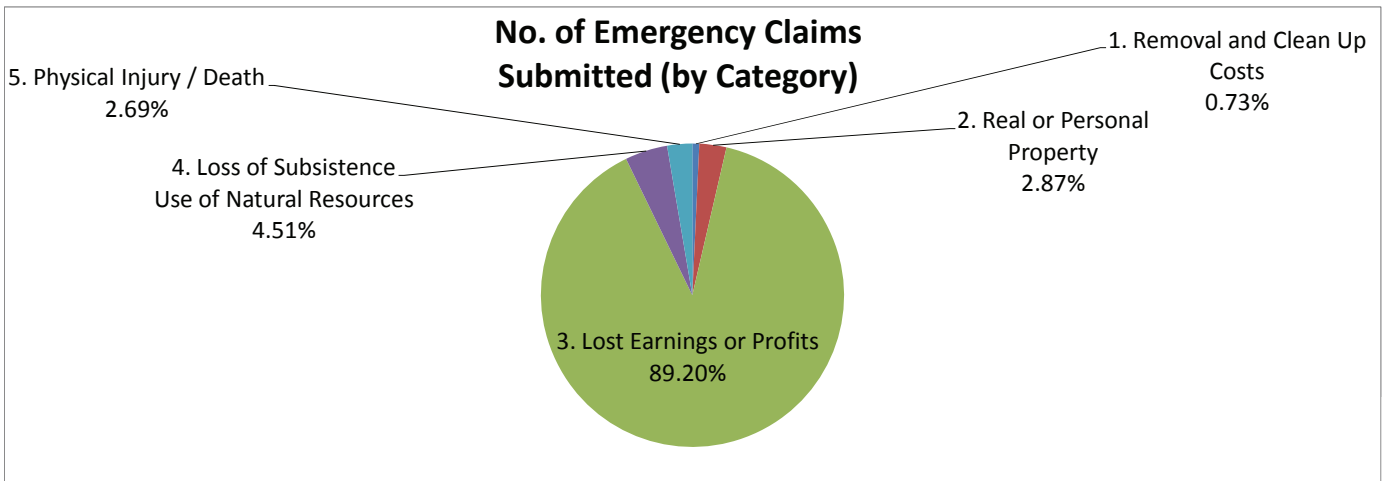
Claims by Amount	No. of Claims Paid	Amount Paid
1. \$0.01 - \$5,000.00	4987	\$ 12,834,800.00
2. \$5,000.01 - \$10,000.00	3394	\$ 25,400,900.00
3. \$10,000.01 - \$25,000.00	4539	\$ 75,657,900.00
4. \$25,000.01 - \$100,000.00	3986	\$ 193,445,400.00
5. \$100,000.01 - \$500,000.00	814	\$ 144,679,100.00
6. Over \$500,000.00	13	\$ 29,226,100.00
Total to Date	17,733	\$ 481,244,200.00



GCCF Program Statistics - Overall Summary
(as of September 28, 2010, 7:05 PM ET)

Emergency Advance Claim Counts by Category
(Claimants may have more than one Claim Type)

Claims for Emergency Advance Payment	Claims Submitted	No. of Claims Paid	Amount Paid
1. Removal and Clean Up Costs	610	0	\$ -
2. Real or Personal Property	2,409	7	\$ 39,363.38
3. Lost Earnings or Profits	74,834	42,053	\$ 737,558,715.00
4. Loss of Subsistence Use of Natural Resources	3,782	5	\$ 12,970.00
5. Physical Injury / Death	2,257	3	\$ 736.50
Total to Date	83,892	42,068	\$ 737,611,784.88

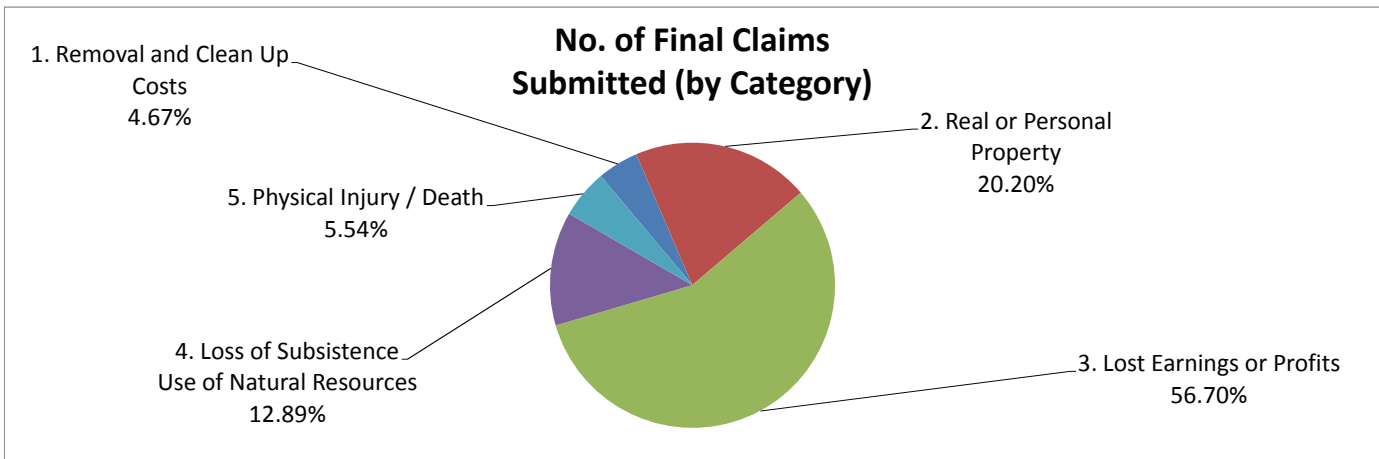


GCCCF Program Statistics - Overall Summary (as of September 28, 2010, 7:05 PM ET)

Final Payment Claim Counts by Category

(Claimants may have more than one Claim Type)

Claims Seeking Final Payment	Claims Submitted	No. of Claims Paid	Amount Paid
1. Removal and Clean Up Costs	219	0	\$ -
2. Real or Personal Property	948	0	\$ -
3. Lost Earnings or Profits	2,661	0	\$ -
4. Loss of Subsistence Use of Natural Resources	605	0	\$ -
5. Physical Injury / Death	260	0	\$ -
Total to Date	4,693	0	\$ -



Amount Paid to Final Claims (by Category)

No data to chart yet

GCCF Program Statistics - Overall Summary (as of September 28, 2010, 7:05 PM ET)

Claims by Category and Amount (Claimants may have more than one Claim Type)

Claims by Category and Amount	No. of Claims Paid	Amount Paid
1. Removal and Clean Up Costs		
a. \$0.01 - \$5,000.00	0	\$ -
b. \$5,000.01 - \$10,000.00	0	\$ -
c. \$10,000.01 - \$25,000.00	0	\$ -
d. \$25,000.01 - \$100,000.00	0	\$ -
e. \$100,000.01 - \$500,000.00	0	\$ -
f. Over \$500,000.00	0	\$ -
Sub-Total to Date	0	\$ -
2. Real or Personal Property		
a. \$0.01 - \$5,000.00	5	\$ 4,200.00
b. \$5,000.01 - \$10,000.00	1	\$ 8,600.00
c. \$10,000.01 - \$25,000.00	0	\$ -
d. \$25,000.01 - \$100,000.00	1	\$ 26,563.38
e. \$100,000.01 - \$500,000.00	0	\$ -
f. Over \$500,000.00	0	\$ -
Sub-Total to Date	7	\$ 39,363.38
3. Lost Earnings or Profits		
a. \$0.01 - \$5,000.00	12,180	\$ 33,246,250.00
b. \$5,000.01 - \$10,000.00	10,882	\$ 81,735,300.00
c. \$10,000.01 - \$25,000.00	12,744	\$ 201,679,765.00
d. \$25,000.01 - \$100,000.00	5,405	\$ 245,142,700.00
e. \$100,000.01 - \$500,000.00	829	\$ 146,528,600.00
f. Over \$500,000.00	13	\$ 29,226,100.00
Sub-Total to Date	42,053	\$ 737,558,715.00

GCCF Program Statistics - Overall Summary (as of September 28, 2010, 7:05 PM ET)

Claims by Category and Amount *(Claimants may have more than one Claim Type)*

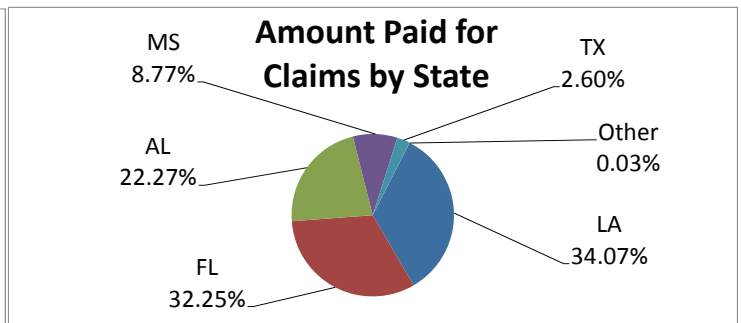
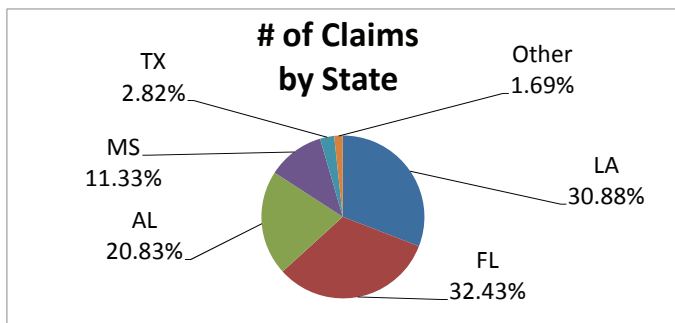
Claims by Category and Amount	No. of Claims Paid	Amount Paid
4. Loss of Subsistence Use of Natural Resources		
a. \$0.01 - \$5,000.00	5	\$ 12,970.00
b. \$5,000.01 - \$10,000.00	0	\$ -
c. \$10,000.01 - \$25,000.00	0	\$ -
d. \$25,000.01 - \$100,000.00	0	\$ -
e. \$100,000.01 - \$500,000.00	0	\$ -
f. Over \$500,000.00	0	\$ -
Sub-Total to Date	5	\$ 12,970.00
5. Physical Injury / Death		
a. \$0.01 - \$5,000.00	3	\$ 736.50
b. \$5,000.01 - \$10,000.00	0	\$ -
c. \$10,000.01 - \$25,000.00	0	\$ -
d. \$25,000.01 - \$100,000.00	0	\$ -
e. \$100,000.01 - \$500,000.00	0	\$ -
f. Over \$500,000.00	0	\$ -
Sub-Total to Date	3	\$ 736.50
6. Other Claims		
a. \$0.01 - \$5,000.00	0	\$ -
b. \$5,000.01 - \$10,000.00	0	\$ -
c. \$10,000.01 - \$25,000.00	0	\$ -
d. \$25,000.01 - \$100,000.00	0	\$ -
e. \$100,000.01 - \$500,000.00	0	\$ -
f. Over \$500,000.00	0	\$ -
Sub-Total to Date	0	\$ -
Total to Date	42,068	\$ 737,611,784.88

GCCF Program Statistics - Overall Summary
(as of September 28, 2010, 7:05 PM ET)

Claims by State

(Claimants may have more than one Claim Type)

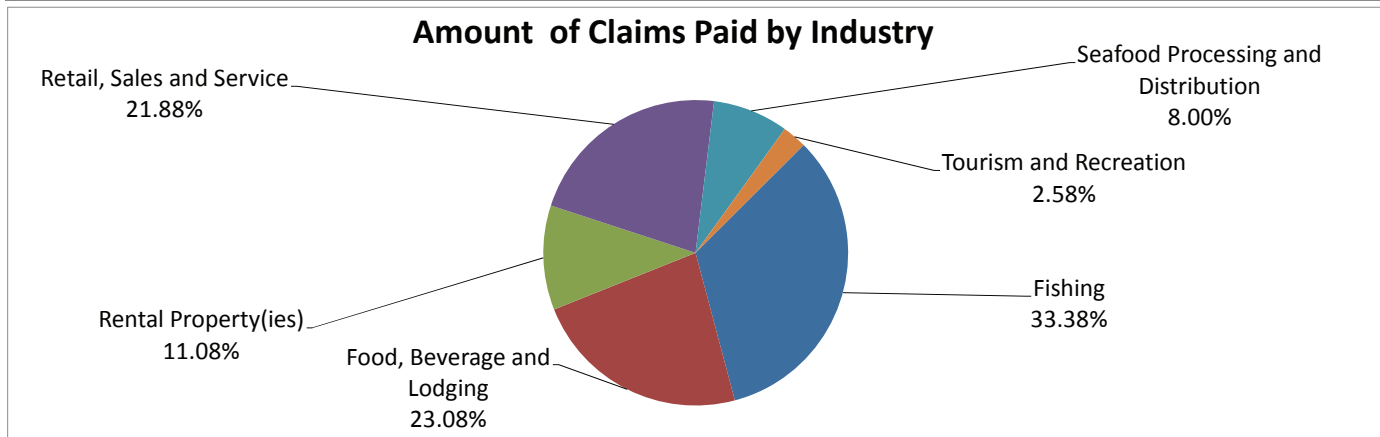
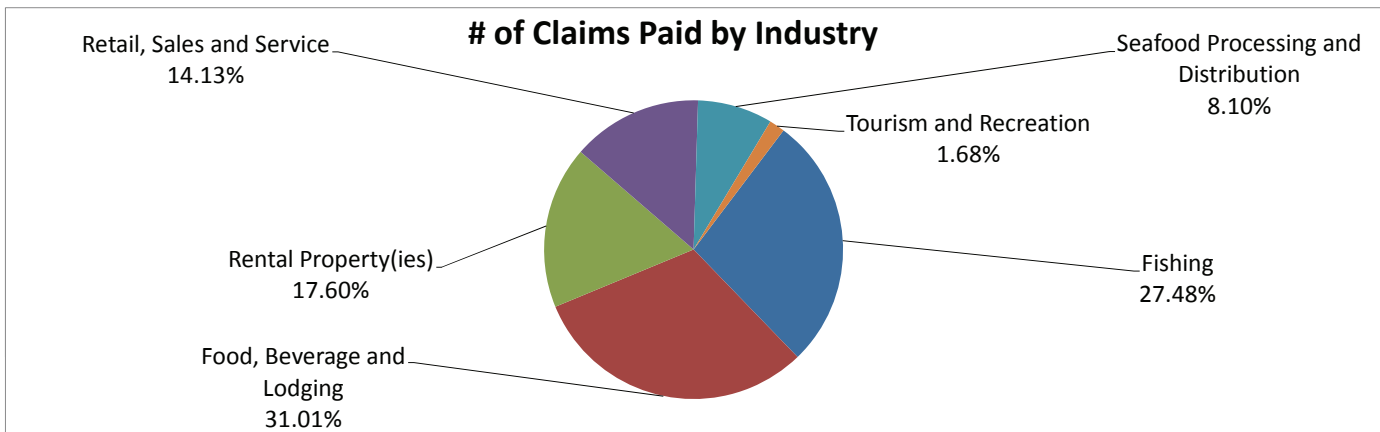
Claim State of Origin	Claims Submitted	No. of Claims Paid	Amount Paid
Louisiana	27,359	11,253	\$ 251,335,550.00
Florida	28,730	15,768	\$ 237,908,300.00
Alabama	18,456	10,479	\$ 164,281,998.38
Mississippi	10,040	3,540	\$ 64,717,036.50
Texas	2,499	1,018	\$ 19,158,400.00
Others	1,501	10	\$ 210,500.00
Total to Date	88,585	42,068	\$ 737,611,784.88



GCCF Program Statistics - Overall Summary
 (as of September 28, 2010, 7:05 PM ET)

Lost Earnings or Profits Claims Paid by Industry
 (Claimants may have more than one Claim Type)

Claims by Amount	No. of Claims Paid	Amount Paid
Fishing	11556	\$ 246,209,600.00
Food, Beverage and Lodging	13039	\$ 170,205,700.00
Rental Property(ies)	7403	\$ 81,717,800.00
Retail, Sales and Service	5940	\$ 161,398,800.00
Seafood Processing and Distribution	3407	\$ 59,024,315.00
Tourism and Recreation	708	\$ 19,002,500.00
Total to Date	42,053	\$ 737,558,715.00



GCCF Program Statistics - Overall Summary (as of September 28, 2010, 7:05 PM ET)

Claims Paid by County / Parish (Claimants may have more than one Claim Type)

County/Parish	State	No. of Claims Paid	Amount Paid
Baldwin	Alabama	7,069	\$ 112,307,933.38
Barbour	Alabama	1	\$ 76,400.00
Butler	Alabama	2	\$ 14,600.00
Calhoun	Alabama	1	\$ 2,200.00
Chilton	Alabama	1	\$ 19,000.00
Choctaw	Alabama	1	\$ 68,400.00
Clarke	Alabama	8	\$ 74,100.00
Colbert	Alabama	1	\$ 4,000.00
Coosa	Alabama	1	\$ 150,000.00
Covington	Alabama	5	\$ 123,000.00
Crenshaw	Alabama	2	\$ 5,500.00
Cullman	Alabama	2	\$ 4,900.00
Elmore	Alabama	1	\$ 1,000.00
Escambia	Alabama	10	\$ 75,000.00
Etowah	Alabama	3	\$ 13,500.00
Franklin	Alabama	2	\$ 5,800.00
Hale	Alabama	1	\$ 1,800.00
Houston	Alabama	5	\$ 149,700.00
Jackson	Alabama	1	\$ 4,700.00
Jefferson	Alabama	15	\$ 72,100.00
Lauderdale	Alabama	1	\$ 5,800.00
Lawrence	Alabama	1	\$ 1,400.00
Lee	Alabama	1	\$ 1,300.00
Limestone	Alabama	2	\$ 15,700.00
Madison	Alabama	8	\$ 95,700.00
Marengo	Alabama	1	\$ 4,600.00
Marshall	Alabama	2	\$ 13,800.00
Mobile	Alabama	3,020	\$ 46,392,365.00
Monroe	Alabama	18	\$ 217,800.00
Montgomery	Alabama	6	\$ 268,600.00
Morgan	Alabama	3	\$ 10,100.00
Randolph	Alabama	1	\$ 2,500.00
St. Clair	Alabama	2	\$ 42,700.00
Shelby	Alabama	12	\$ 105,600.00
Sumter	Alabama	1	\$ 4,300.00
Talladega	Alabama	2	\$ 5,800.00
Tallapoosa	Alabama	1	\$ 1,000.00
Tuscaloosa	Alabama	9	\$ 39,100.00
Walker	Alabama	2	\$ 11,300.00
Washington	Alabama	3	\$ 36,400.00
Wilcox	Alabama	6	\$ 108,700.00
Claimant did not provide; GCCF Researching	Alabama	245	\$ 3,723,800.00
San Diego	California	1	\$ 22,500.00

GCCF Program Statistics - Overall Summary (as of September 28, 2010, 7:05 PM ET)

Claims Paid by County / Parish (continued) (Claimants may have more than one Claim Type)

County/Parish	State	No. of Claims Paid	Amount Paid
Alachua	Florida	7	\$ 52,700.00
Bay	Florida	3,259	\$ 45,167,400.00
Brevard	Florida	4	\$ 132,600.00
Broward	Florida	12	\$ 486,200.00
Calhoun	Florida	5	\$ 39,700.00
Charlotte	Florida	9	\$ 357,500.00
Citrus	Florida	68	\$ 993,000.00
Clay	Florida	1	\$ 125,000.00
Collier	Florida	49	\$ 1,233,300.00
Columbia	Florida	2	\$ 55,400.00
Dixie	Florida	14	\$ 270,500.00
Duval	Florida	14	\$ 537,800.00
Escambia	Florida	2,429	\$ 35,473,800.00
Franklin	Florida	792	\$ 7,653,000.00
Gadsden	Florida	2	\$ 34,900.00
Gulf	Florida	250	\$ 4,591,300.00
Hernando	Florida	42	\$ 979,500.00
Hillsborough	Florida	60	\$ 1,063,100.00
Holmes	Florida	17	\$ 175,700.00
Indian River	Florida	1	\$ 47,200.00
Jackson	Florida	5	\$ 113,500.00
Jefferson	Florida	8	\$ 51,100.00
Lafayette	Florida	1	\$ 226,700.00
Lake	Florida	4	\$ 22,700.00
Lee	Florida	40	\$ 713,700.00
Leon	Florida	15	\$ 87,400.00
Levy	Florida	61	\$ 1,043,200.00
Liberty	Florida	8	\$ 62,800.00
Madison	Florida	1	\$ 2,100.00
Manatee	Florida	28	\$ 639,700.00
Marion	Florida	2	\$ 25,500.00
Martin	Florida	3	\$ 34,000.00
Miami-Dade	Florida	12	\$ 260,400.00
Monroe	Florida	133	\$ 3,500,900.00
Nassau	Florida	1	\$ 13,100.00
Okaloosa	Florida	4,335	\$ 65,788,600.00
Orange	Florida	10	\$ 147,000.00
Palm Beach	Florida	11	\$ 440,300.00
Pasco	Florida	82	\$ 1,446,700.00
Pinellas	Florida	171	\$ 3,334,900.00
Polk	Florida	6	\$ 70,400.00
Putnam	Florida	2	\$ 48,400.00
St. Johns	Florida	6	\$ 107,000.00
St. Lucie	Florida	2	\$ 94,300.00
Santa Rosa	Florida	1,370	\$ 22,964,900.00
Sarasota	Florida	6	\$ 99,600.00
Sumter	Florida	1	\$ 3,400.00

GCCCF Program Statistics - Overall Summary
(as of September 28, 2010, 7:05 PM ET)

Claims Paid by County / Parish (continued)
(Claimants may have more than one Claim Type)

County/Parish	State	No. of Claims Paid	Amount Paid
Taylor	Florida	22	\$ 478,400.00
Volusia	Florida	5	\$ 169,300.00
Wakulla	Florida	218	\$ 3,223,200.00
Walton	Florida	1,890	\$ 28,412,200.00
Washington	Florida	18	\$ 272,900.00
Claimant did not provide; GCCCF Researching	Florida	254	\$ 4,540,400.00
Bryan	Georgia	1	\$ 14,300.00
Cobb	Georgia	1	\$ 20,000.00
Fulton	Georgia	1	\$ 18,900.00
Union	Georgia	1	\$ 9,000.00
Acadia	Louisiana	10	\$ 347,700.00
Allen	Louisiana	1	\$ 20,600.00
Ascension	Louisiana	16	\$ 352,500.00
Assumption	Louisiana	28	\$ 466,300.00
Avoyelles	Louisiana	8	\$ 304,200.00
Beauregard	Louisiana	4	\$ 65,200.00
Calcasieu	Louisiana	88	\$ 1,570,000.00
Cameron	Louisiana	150	\$ 2,943,200.00
Concordia	Louisiana	2	\$ 63,200.00
E. Baton Rouge	Louisiana	42	\$ 923,400.00
E. Feliciana	Louisiana	4	\$ 74,300.00
Evangeline	Louisiana	4	\$ 57,400.00
Franklin	Louisiana	2	\$ 26,000.00
Grant	Louisiana	1	\$ 10,000.00
Iberia	Louisiana	216	\$ 4,764,000.00
Iberville	Louisiana	9	\$ 316,000.00
Jackson	Louisiana	1	\$ 3,900.00
Jefferson	Louisiana	1,988	\$ 41,994,600.00
Jefferson Davis	Louisiana	8	\$ 215,500.00
Lafayette	Louisiana	119	\$ 3,132,600.00
Lafourche	Louisiana	904	\$ 21,434,000.00
Livingston	Louisiana	16	\$ 186,800.00
Natchitoches	Louisiana	2	\$ 48,400.00
Orleans	Louisiana	2,194	\$ 34,974,200.00
Ouachita	Louisiana	4	\$ 67,300.00
Plaquemines	Louisiana	1,184	\$ 48,440,000.00
Pointe Coupee	Louisiana	1	\$ 9,700.00
Rapides	Louisiana	7	\$ 312,100.00
St. Bernard	Louisiana	606	\$ 15,397,200.00

GCCCF Program Statistics - Overall Summary (as of September 28, 2010, 7:05 PM ET)

Claims Paid by County / Parish (continued) (Claimants may have more than one Claim Type)

County/Parish	State	No. of Claims Paid	Amount Paid
St. Charles	Louisiana	146	\$ 3,191,800.00
St. Helena	Louisiana	2	\$ 56,700.00
St. James	Louisiana	7	\$ 128,800.00
St. John the Baptist	Louisiana	33	\$ 945,400.00
St. Landry	Louisiana	10	\$ 316,800.00
St. Martin	Louisiana	46	\$ 613,350.00
St. Mary	Louisiana	330	\$ 6,979,500.00
St. Tammany	Louisiana	446	\$ 12,193,300.00
Tangipahoa	Louisiana	78	\$ 1,156,800.00
Terrebonne	Louisiana	1,746	\$ 32,806,700.00
Vermilion	Louisiana	502	\$ 8,944,700.00
Vernon	Louisiana	1	\$ 14,000.00
W. Baton Rouge	Louisiana	2	\$ 31,800.00
Washington	Louisiana	14	\$ 544,900.00
Claimant did not provide; GCCF Researching	Louisiana	271	\$ 4,890,700.00
Baltimore	Maryland	1	\$ 20,200.00
Amite	Mississippi	1	\$ 11,100.00
DeSoto	Mississippi	1	\$ 6,800.00
Forrest	Mississippi	8	\$ 62,200.00
Franklin	Mississippi	1	\$ 14,600.00
George	Mississippi	23	\$ 558,400.00
Greene	Mississippi	2	\$ 11,700.00
Hancock	Mississippi	497	\$ 9,218,800.00
Harrison	Mississippi	1,996	\$ 35,227,036.50
Hinds	Mississippi	5	\$ 45,200.00
Holmes	Mississippi	1	\$ 9,600.00
Humphreys	Mississippi	1	\$ 28,000.00
Jackson	Mississippi	751	\$ 15,026,500.00
Jones	Mississippi	1	\$ 50,000.00
Lafayette	Mississippi	1	\$ 12,100.00
Lamar	Mississippi	5	\$ 136,400.00
Lauderdale	Mississippi	2	\$ 9,400.00
Lawrence	Mississippi	2	\$ 50,000.00
Lincoln	Mississippi	2	\$ 10,900.00
Lowndes	Mississippi	1	\$ 2,400.00
Madison	Mississippi	4	\$ 61,500.00
Marion	Mississippi	6	\$ 147,600.00
Monroe	Mississippi	2	\$ 16,500.00
Oktibbeha	Mississippi	1	\$ 6,400.00
Pearl River	Mississippi	21	\$ 559,100.00
Perry	Mississippi	4	\$ 48,000.00
Pike	Mississippi	3	\$ 32,100.00
Rankin	Mississippi	2	\$ 7,500.00
Simpson	Mississippi	1	\$ 11,200.00
Stone	Mississippi	21	\$ 370,900.00
Wayne	Mississippi	2	\$ 56,600.00
Claimant did not provide; GCCF Researching	Mississippi	172	\$ 2,908,500.00

GCCF Program Statistics - Overall Summary
(as of September 28, 2010, 7:05 PM ET)

Claims Paid by County / Parish (continued)
(Claimants may have more than one Claim Type)

County/Parish	State	No. of Claims Paid	Amount Paid
Aransas	Texas	3	\$ 93,300.00
Bexar	Texas	4	\$ 218,400.00
Brazoria	Texas	21	\$ 753,400.00
Brazos	Texas	1	\$ 11,400.00
Calhoun	Texas	17	\$ 397,800.00
Cameron	Texas	15	\$ 216,200.00
Chambers	Texas	11	\$ 405,500.00
Collin	Texas	1	\$ 8,000.00
Comal	Texas	1	\$ 35,900.00
Dallas	Texas	4	\$ 56,200.00
Fort Bend	Texas	14	\$ 249,200.00
Galveston	Texas	257	\$ 4,671,300.00
Gregg	Texas	1	\$ 4,000.00
Hardin	Texas	1	\$ 5,100.00
Harris	Texas	199	\$ 3,073,100.00
Harrison	Texas	1	\$ 2,500.00
Hill	Texas	1	\$ 21,600.00
Houston	Texas	1	\$ 3,500.00
Jackson	Texas	1	\$ 15,500.00
Jefferson	Texas	200	\$ 3,368,700.00
Jim Wells	Texas	1	\$ 79,900.00
Liberty	Texas	1	\$ 75,000.00
Lubbock	Texas	1	\$ 2,400.00
Matagorda	Texas	36	\$ 444,700.00
Montgomery	Texas	1	\$ 31,200.00
Nacogdoches	Texas	3	\$ 97,000.00
Nueces	Texas	3	\$ 22,200.00
Orange	Texas	17	\$ 458,100.00
San Patricio	Texas	3	\$ 93,400.00
Tarrant	Texas	6	\$ 373,400.00
Travis	Texas	5	\$ 81,600.00
Victoria	Texas	1	\$ 10,500.00
Claimant did not provide; GCCF Researching	Texas	186	\$ 3,778,400.00
Lancaster	Virginia	1	\$ 3,000.00
Northumberland	Virginia	1	\$ 4,900.00
Claimant did not provide; GCCF Researching	Virginia	2	\$ 97,700.00
Total to Date		42,068	\$ 737,611,784.88