

GCCF Program Statistics - Overall Summary

(as of September 27, 2010, 7:05 PM ET)

Claimant Status	No. of Claimants
TOTAL GCCF Claimants to Date <i>(Claimants may have one or more Claim Type)</i>	79,196
1. Claimants Paid and Approved for Payment	38,731
2. Claimants Requiring Additional Information or Documentation	26,980
3. Ineligible Claimants	1,486
4. Denied Claimants	585
5. Claimants Under Review (Emergency Advance Payment)	8,663
6. Claimants Under Review (for Final Claim only)	2,751

Claimants <i>(Claimants may have one or more Claim Type)</i>	No. of Claimants
1. Individual*	53,055
2. Business*	26,141
<i>*Individual v. Business classification is subject to change.</i>	
Total to Date	79,196

Claims by Emergency Or Final Payment	No. of Claims Paid or Approved for Payment	No. of Claims Paid	Amount Paid
1. Emergency Advance Payment	38,905	38,484	\$ 669,632,384.88
2. Final Claim*	0	0	\$ -
<i>*Review underway to determine whether claimant intended to file Final Claim.</i>			
Sub-Total to Date	38,905	38,484	\$ 669,632,384.88

Separate Fund for Real Estate Brokers and Agents			\$ 34,500,000.00
Total to Date			\$ 704,132,384.88

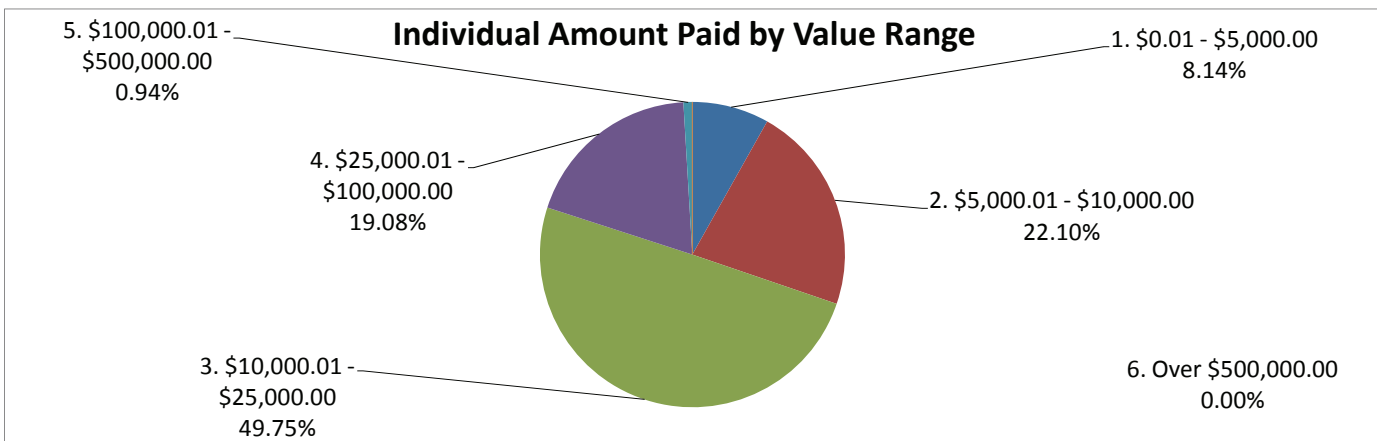
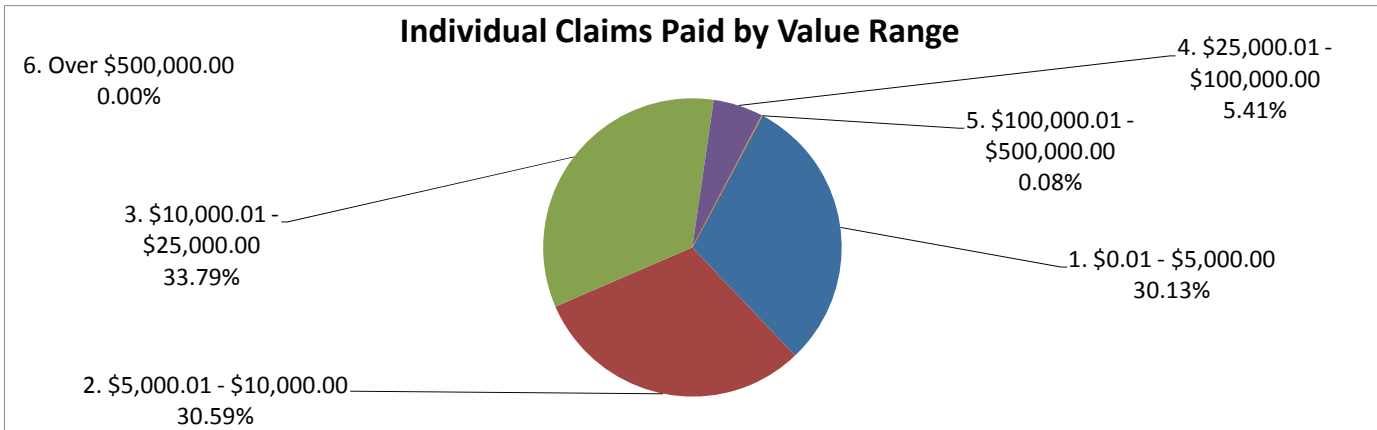
Claims by Category <i>(includes Individual and Business)</i>	No. of Claims Paid	Amount Paid
1. Removal and Clean Up Costs	0	\$ -
2. Real or Personal Property	7	\$ 39,363.38
3. Lost Earnings or Profits	38,469	\$ 669,579,315.00
4. Loss of Subsistence Use of Natural Resources	5	\$ 12,970.00
5. Physical Injury / Death	3	\$ 736.50
Total to Date	38,484	\$ 669,632,384.88

Claims by Type	No. of Claims Paid where Claimant Participated in BP Claims Process	No. of Claims Paid for new Claimants	Total Amount Paid
1. Individual	16,278	5,043	\$ 221,661,084.88
2. Business	14,768	2,395	\$ 447,971,300.00
Total to Date	31,046	7,438	\$ 669,632,384.88

GCCF Program Statistics - Overall Summary
(as of September 27, 2010, 7:05 PM ET)

Individual Claims by Amount
(Claimants may have more than one Claim Type)

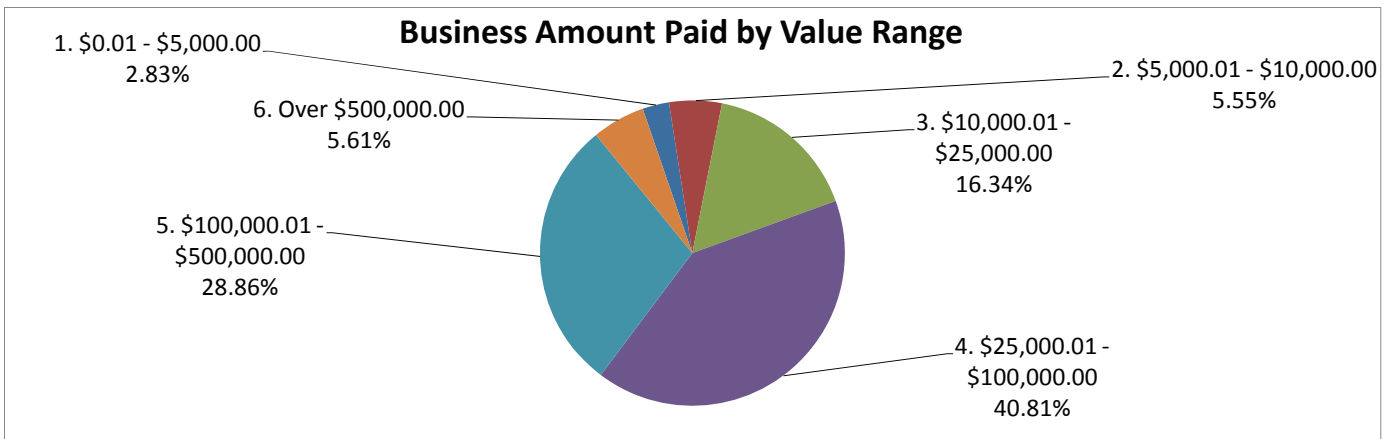
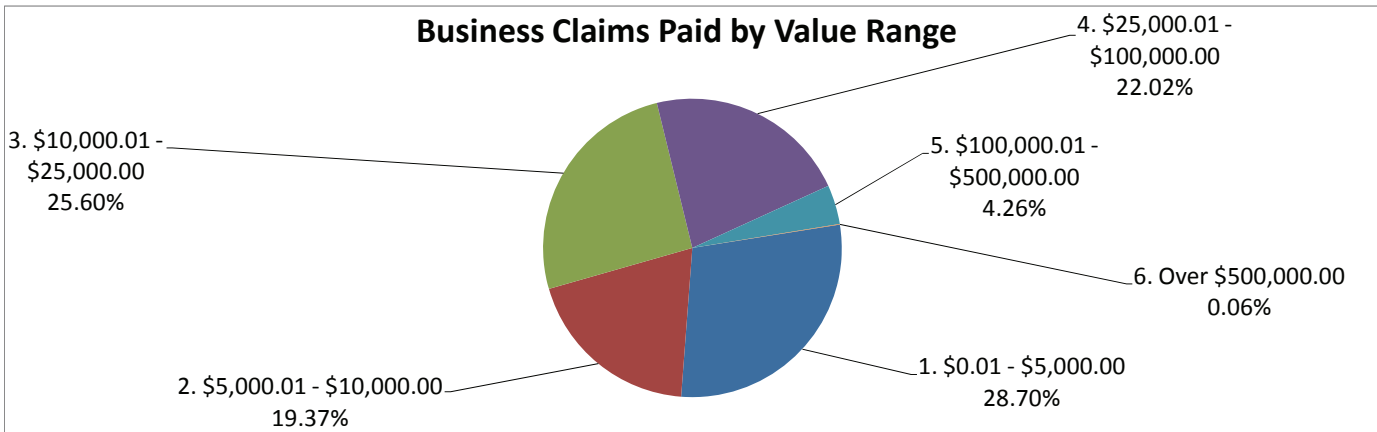
Claims by Amount	No. of Claims Paid	Amount Paid
1. \$0.01 - \$5,000.00	6425	\$ 18,038,356.50
2. \$5,000.01 - \$10,000.00	6522	\$ 48,976,800.00
3. \$10,000.01 - \$25,000.00	7204	\$ 110,266,065.00
4. \$25,000.01 - \$100,000.00	1154	\$ 42,291,563.38
5. \$100,000.01 - \$500,000.00	16	\$ 2,088,300.00
6. Over \$500,000.00	0	\$ -
Total to Date	21,321	\$ 221,661,084.88



GCCF Program Statistics - Overall Summary
(as of September 27, 2010, 7:05 PM ET)

Business Claims by Amount
(Claimants may have more than one Claim Type)

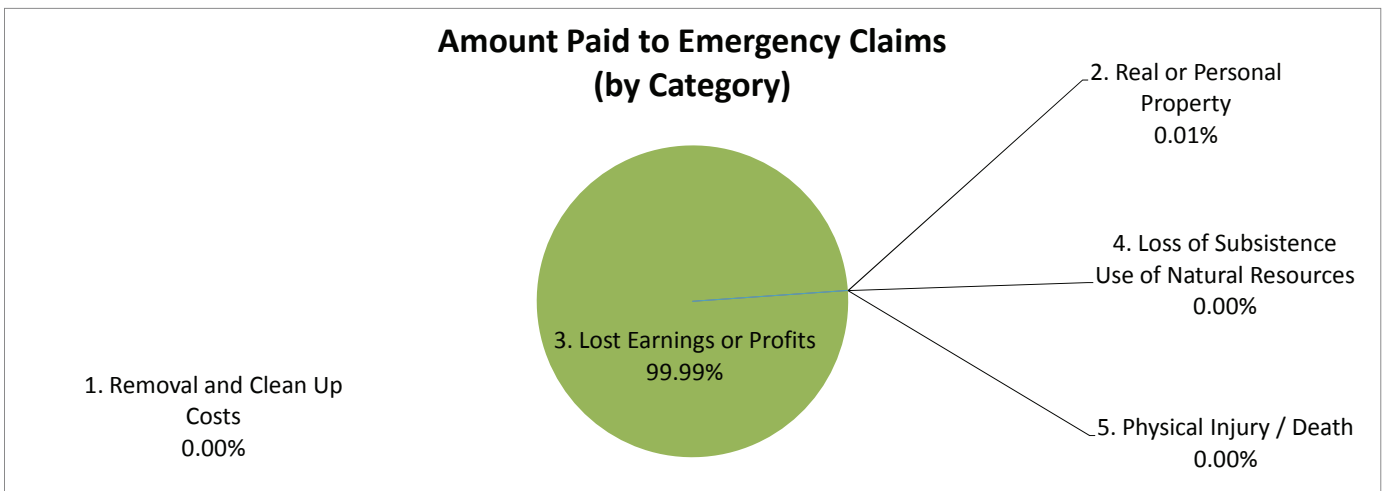
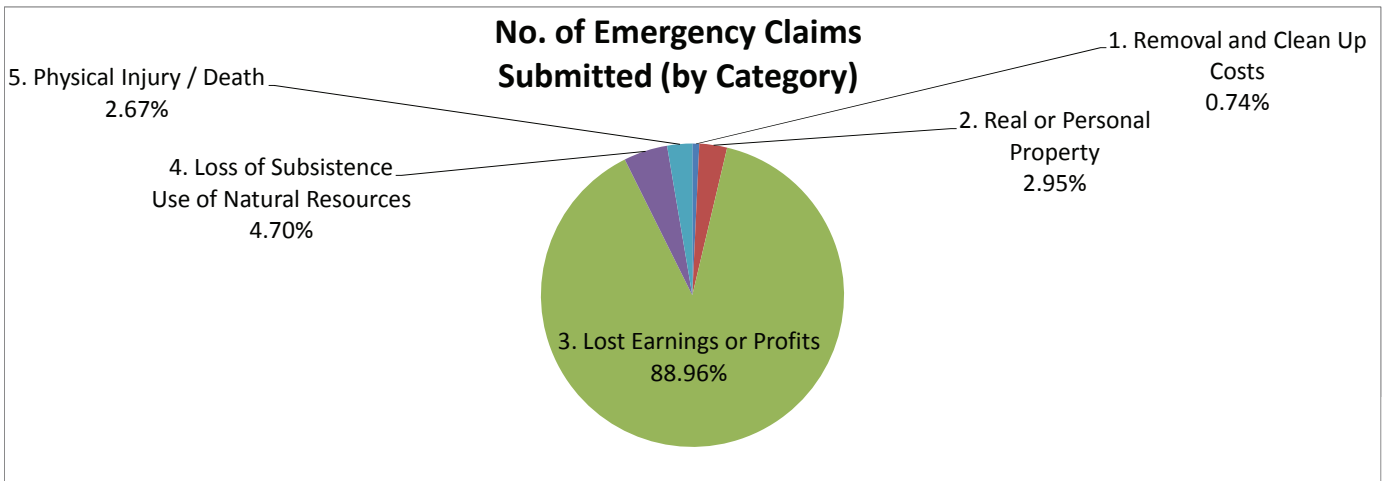
Claims by Amount	No. of Claims Paid	Amount Paid
1. \$0.01 - \$5,000.00	4925	\$ 12,660,800.00
2. \$5,000.01 - \$10,000.00	3324	\$ 24,874,600.00
3. \$10,000.01 - \$25,000.00	4393	\$ 73,179,700.00
4. \$25,000.01 - \$100,000.00	3779	\$ 182,815,000.00
5. \$100,000.01 - \$500,000.00	731	\$ 129,296,100.00
6. Over \$500,000.00	11	\$ 25,145,100.00
Total to Date	17,163	\$ 447,971,300.00



GCCF Program Statistics - Overall Summary
(as of September 27, 2010, 7:05 PM ET)

Emergency Advance Claim Counts by Category
(Claimants may have more than one Claim Type)

Claims for Emergency Advance Payment	Claims Submitted	No. of Claims Paid	Amount Paid
1. Removal and Clean Up Costs	592	0	\$ -
2. Real or Personal Property	2,371	7	\$ 39,363.38
3. Lost Earnings or Profits	71,588	38,469	\$ 669,579,315.00
4. Loss of Subsistence Use of Natural Resources	3,780	5	\$ 12,970.00
5. Physical Injury / Death	2,145	3	\$ 736.50
Total to Date	80,476	38,484	\$ 669,632,384.88



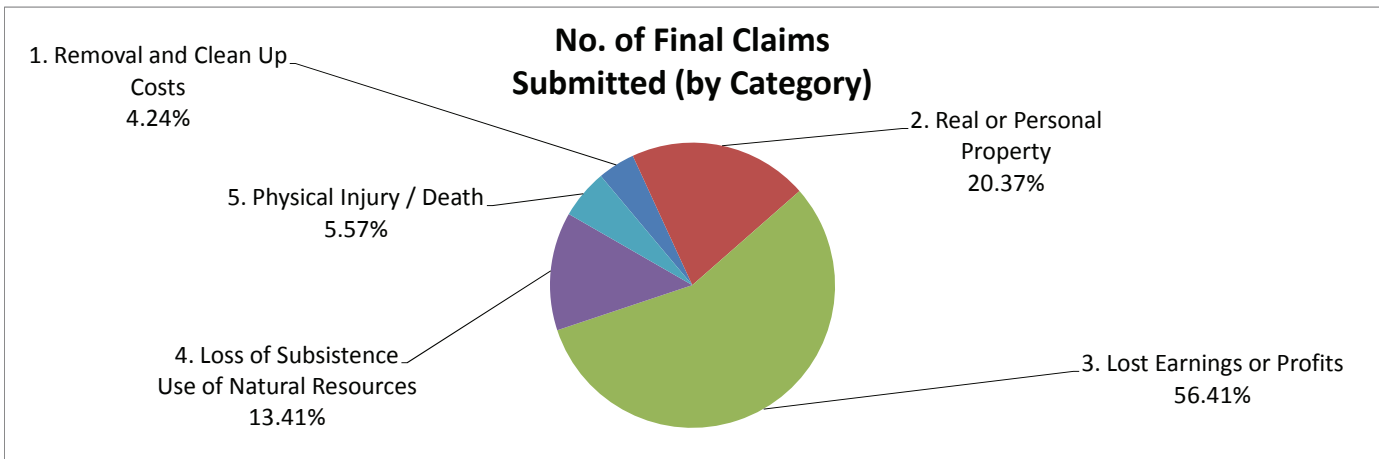
GCCCF Program Statistics - Overall Summary

(as of September 27, 2010, 7:05 PM ET)

Final Payment Claim Counts by Category

(Claimants may have more than one Claim Type)

Claims Seeking Final Payment	Claims Submitted	No. of Claims Paid	Amount Paid
1. Removal and Clean Up Costs	192	0	\$ -
2. Real or Personal Property	922	0	\$ -
3. Lost Earnings or Profits	2,553	0	\$ -
4. Loss of Subsistence Use of Natural Resources	607	0	\$ -
5. Physical Injury / Death	252	0	\$ -
Total to Date	4,526	0	\$ -



Amount Paid to Final Claims (by Category)

No data to chart yet

GCCF Program Statistics - Overall Summary (as of September 27, 2010, 7:05 PM ET)

Claims by Category and Amount (Claimants may have more than one Claim Type)

Claims by Category and Amount	No. of Claims Paid	Amount Paid
1. Removal and Clean Up Costs		
a. \$0.01 - \$5,000.00	0	\$ -
b. \$5,000.01 - \$10,000.00	0	\$ -
c. \$10,000.01 - \$25,000.00	0	\$ -
d. \$25,000.01 - \$100,000.00	0	\$ -
e. \$100,000.01 - \$500,000.00	0	\$ -
f. Over \$500,000.00	0	\$ -
Sub-Total to Date	0	\$ -
2. Real or Personal Property		
a. \$0.01 - \$5,000.00	5	\$ 4,200.00
b. \$5,000.01 - \$10,000.00	1	\$ 8,600.00
c. \$10,000.01 - \$25,000.00	0	\$ -
d. \$25,000.01 - \$100,000.00	1	\$ 26,563.38
e. \$100,000.01 - \$500,000.00	0	\$ -
f. Over \$500,000.00	0	\$ -
Sub-Total to Date	7	\$ 39,363.38
3. Lost Earnings or Profits		
a. \$0.01 - \$5,000.00	11,337	\$ 30,681,250.00
b. \$5,000.01 - \$10,000.00	9,845	\$ 73,842,800.00
c. \$10,000.01 - \$25,000.00	11,597	\$ 183,445,765.00
d. \$25,000.01 - \$100,000.00	4,932	\$ 225,080,000.00
e. \$100,000.01 - \$500,000.00	747	\$ 131,384,400.00
f. Over \$500,000.00	11	\$ 25,145,100.00
Sub-Total to Date	38,469	\$ 669,579,315.00

GCCF Program Statistics - Overall Summary (as of September 27, 2010, 7:05 PM ET)

Claims by Category and Amount (Claimants may have more than one Claim Type)

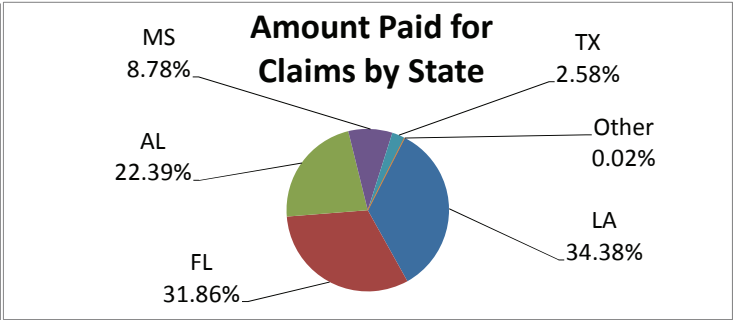
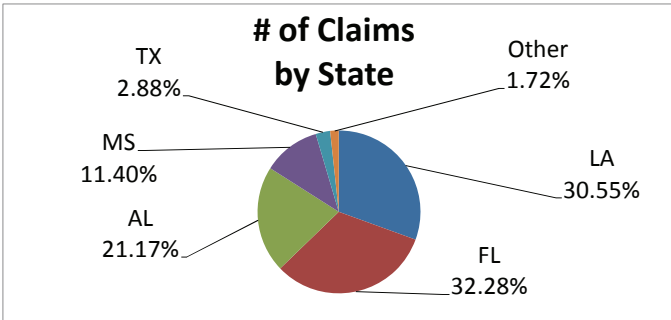
Claims by Category and Amount	No. of Claims Paid	Amount Paid
4. Loss of Subsistence Use of Natural Resources		
a. \$0.01 - \$5,000.00	5	\$ 12,970.00
b. \$5,000.01 - \$10,000.00	0	\$ -
c. \$10,000.01 - \$25,000.00	0	\$ -
d. \$25,000.01 - \$100,000.00	0	\$ -
e. \$100,000.01 - \$500,000.00	0	\$ -
f. Over \$500,000.00	0	\$ -
Sub-Total to Date	5	\$ 12,970.00
5. Physical Injury / Death		
a. \$0.01 - \$5,000.00	3	\$ 736.50
b. \$5,000.01 - \$10,000.00	0	\$ -
c. \$10,000.01 - \$25,000.00	0	\$ -
d. \$25,000.01 - \$100,000.00	0	\$ -
e. \$100,000.01 - \$500,000.00	0	\$ -
f. Over \$500,000.00	0	\$ -
Sub-Total to Date	3	\$ 736.50
6. Other Claims		
a. \$0.01 - \$5,000.00	0	\$ -
b. \$5,000.01 - \$10,000.00	0	\$ -
c. \$10,000.01 - \$25,000.00	0	\$ -
d. \$25,000.01 - \$100,000.00	0	\$ -
e. \$100,000.01 - \$500,000.00	0	\$ -
f. Over \$500,000.00	0	\$ -
Sub-Total to Date	0	\$ -
Total to Date	38,484	\$ 669,632,384.88

GCCF Program Statistics - Overall Summary
(as of September 27, 2010, 7:05 PM ET)

Claims by State

(Claimants may have more than one Claim Type)

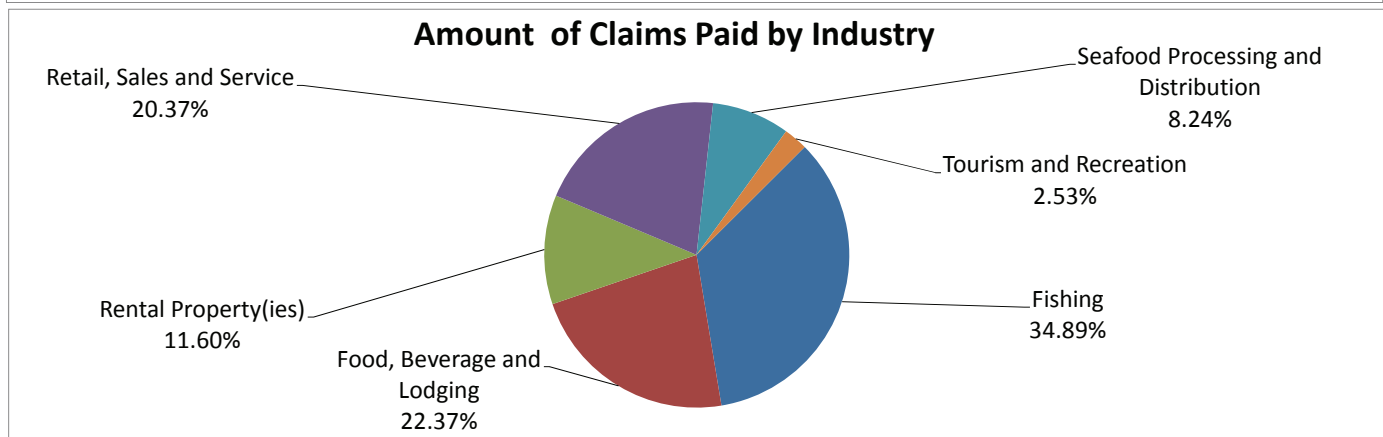
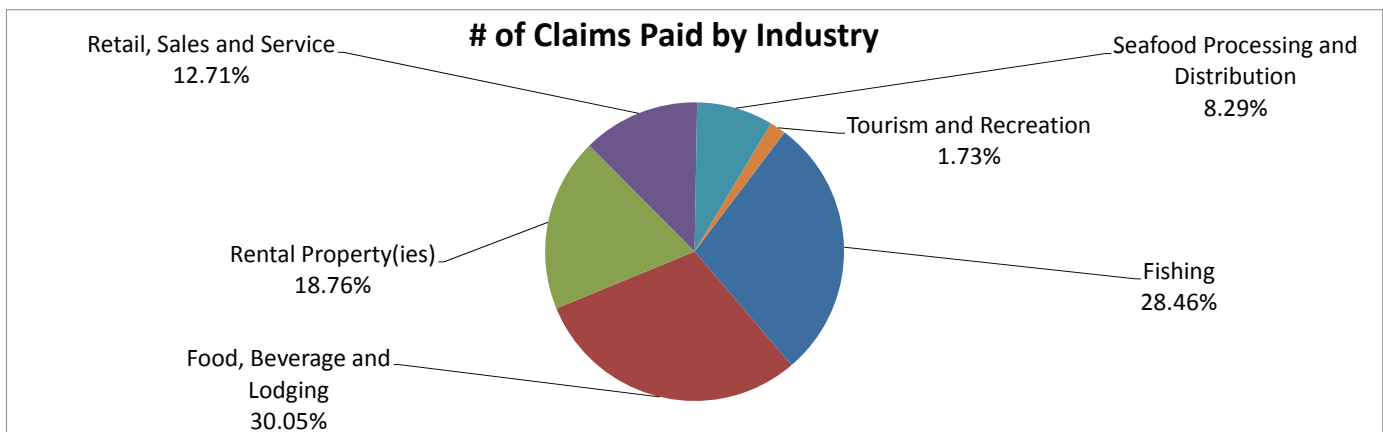
Claim State of Origin	Claims Submitted	No. of Claims Paid	Amount Paid
Louisiana	25,968	10,224	\$ 230,209,550.00
Florida	27,435	14,445	\$ 213,322,100.00
Alabama	17,995	9,690	\$ 149,904,698.38
Mississippi	9,691	3,190	\$ 58,794,136.50
Texas	2,451	926	\$ 17,265,100.00
Others	1,462	9	\$ 136,800.00
Total to Date	85,002	38,484	\$ 669,632,384.88



GCCF Program Statistics - Overall Summary (as of September 27, 2010, 7:05 PM ET)

Lost Earnings or Profits Claims Paid by Industry (Claimants may have more than one Claim Type)

Claims by Amount	No. of Claims Paid	Amount Paid
Fishing	10948	\$ 233,593,300.00
Food, Beverage and Lodging	11561	\$ 149,753,600.00
Rental Property(ies)	7218	\$ 77,683,100.00
Retail, Sales and Service	4890	\$ 136,381,000.00
Seafood Processing and Distribution	3188	\$ 55,195,115.00
Tourism and Recreation	664	\$ 16,973,200.00
Total to Date	38,469	\$ 669,579,315.00



GCCF Program Statistics - Overall Summary

(as of September 27, 2010, 7:05 PM ET)

Claims Paid by County / Parish

(Claimants may have more than one Claim Type)

County/Parish	State	No. of Claims Paid	Amount Paid
Baldwin	Alabama	6,581	\$ 102,218,633.38
Barbour	Alabama	1	\$ 76,400.00
Butler	Alabama	2	\$ 14,600.00
Calhoun	Alabama	1	\$ 2,200.00
Chilton	Alabama	1	\$ 19,000.00
Choctaw	Alabama	1	\$ 68,400.00
Clarke	Alabama	8	\$ 74,100.00
Colbert	Alabama	1	\$ 4,000.00
Coosa	Alabama	1	\$ 150,000.00
Covington	Alabama	5	\$ 123,000.00
Crenshaw	Alabama	1	\$ 4,000.00
Cullman	Alabama	2	\$ 4,900.00
Elmore	Alabama	1	\$ 1,000.00
Escambia	Alabama	9	\$ 59,800.00
Etowah	Alabama	3	\$ 13,500.00
Franklin	Alabama	2	\$ 5,800.00
Hale	Alabama	1	\$ 1,800.00
Houston	Alabama	5	\$ 149,700.00
Jackson	Alabama	1	\$ 4,700.00
Jefferson	Alabama	15	\$ 72,100.00
Lauderdale	Alabama	1	\$ 5,800.00
Lawrence	Alabama	1	\$ 1,400.00
Lee	Alabama	1	\$ 1,300.00
Limestone	Alabama	2	\$ 15,700.00
Madison	Alabama	7	\$ 92,700.00
Marengo	Alabama	1	\$ 4,600.00
Marshall	Alabama	2	\$ 13,800.00
Mobile	Alabama	2,757	\$ 42,730,865.00
Monroe	Alabama	18	\$ 217,800.00
Montgomery	Alabama	6	\$ 268,600.00
Morgan	Alabama	3	\$ 10,100.00
Randolph	Alabama	1	\$ 2,500.00
St. Clair	Alabama	2	\$ 42,700.00
Shelby	Alabama	12	\$ 105,600.00
Sumter	Alabama	1	\$ 4,300.00
Talladega	Alabama	2	\$ 5,800.00
Tallapoosa	Alabama	1	\$ 1,000.00
Tuscaloosa	Alabama	9	\$ 39,100.00
Walker	Alabama	2	\$ 11,300.00
Washington	Alabama	2	\$ 21,400.00
Wilcox	Alabama	6	\$ 108,700.00
Claimant did not provide; GCCF Researching	Alabama	211	\$ 3,132,000.00
San Diego	California	1	\$ 22,500.00

GCCCF Program Statistics - Overall Summary

(as of September 27, 2010, 7:05 PM ET)

Claims Paid by County / Parish (continued)

(Claimants may have more than one Claim Type)

County/Parish	State	No. of Claims Paid	Amount Paid
Alachua	Florida	7	\$ 52,700.00
Bay	Florida	2,869	\$ 40,140,300.00
Brevard	Florida	4	\$ 132,600.00
Broward	Florida	11	\$ 463,800.00
Calhoun	Florida	5	\$ 39,700.00
Charlotte	Florida	9	\$ 357,500.00
Citrus	Florida	67	\$ 978,000.00
Collier	Florida	46	\$ 1,133,300.00
Columbia	Florida	2	\$ 55,400.00
Dixie	Florida	14	\$ 270,500.00
Duval	Florida	13	\$ 513,800.00
Escambia	Florida	2,239	\$ 32,924,700.00
Franklin	Florida	738	\$ 6,999,800.00
Gadsden	Florida	2	\$ 34,900.00
Gulf	Florida	230	\$ 4,121,900.00
Hernando	Florida	39	\$ 865,800.00
Hillsborough	Florida	59	\$ 1,042,100.00
Holmes	Florida	16	\$ 150,700.00
Indian River	Florida	1	\$ 47,200.00
Jackson	Florida	4	\$ 101,500.00
Jefferson	Florida	8	\$ 51,100.00
Lafayette	Florida	1	\$ 226,700.00
Lake	Florida	4	\$ 22,700.00
Lee	Florida	40	\$ 713,700.00
Leon	Florida	15	\$ 87,400.00
Levy	Florida	60	\$ 1,017,400.00
Liberty	Florida	8	\$ 62,800.00
Madison	Florida	1	\$ 2,100.00
Manatee	Florida	25	\$ 515,400.00
Marion	Florida	2	\$ 25,500.00
Martin	Florida	2	\$ 29,600.00
Miami-Dade	Florida	12	\$ 260,400.00
Monroe	Florida	123	\$ 3,328,200.00
Nassau	Florida	1	\$ 13,100.00
Okaloosa	Florida	4,044	\$ 57,401,300.00
Orange	Florida	10	\$ 147,000.00
Palm Beach	Florida	11	\$ 440,300.00
Pasco	Florida	80	\$ 1,405,400.00
Pinellas	Florida	163	\$ 3,194,700.00
Polk	Florida	5	\$ 43,400.00
Putnam	Florida	2	\$ 48,400.00
St. Johns	Florida	6	\$ 107,000.00
St. Lucie	Florida	2	\$ 94,300.00
Santa Rosa	Florida	1,267	\$ 20,606,200.00
Sarasota	Florida	6	\$ 99,600.00
Sumter	Florida	1	\$ 3,400.00

GCCF Program Statistics - Overall Summary
(as of September 27, 2010, 7:05 PM ET)

Claims Paid by County / Parish (continued)
(Claimants may have more than one Claim Type)

County/Parish	State	No. of Claims Paid	Amount Paid
Taylor	Florida	20	\$ 459,200.00
Volusia	Florida	5	\$ 169,300.00
Wakulla	Florida	206	\$ 3,138,400.00
Walton	Florida	1,700	\$ 24,728,900.00
Washington	Florida	18	\$ 272,900.00
Claimant did not provide; GCCF Researching	Florida	222	\$ 4,180,100.00
Bryan	Georgia	1	\$ 14,300.00
Cobb	Georgia	1	\$ 20,000.00
Fulton	Georgia	1	\$ 18,900.00
Union	Georgia	1	\$ 9,000.00
Acadia	Louisiana	9	\$ 299,700.00
Allen	Louisiana	1	\$ 20,600.00
Ascension	Louisiana	15	\$ 252,500.00
Assumption	Louisiana	28	\$ 466,300.00
Avoyelles	Louisiana	7	\$ 239,200.00
Beauregard	Louisiana	4	\$ 65,200.00
Calcasieu	Louisiana	81	\$ 1,292,700.00
Cameron	Louisiana	143	\$ 2,759,700.00
Concordia	Louisiana	2	\$ 63,200.00
E. Baton Rouge	Louisiana	41	\$ 920,400.00
E. Feliciana	Louisiana	3	\$ 70,900.00
Evangeline	Louisiana	4	\$ 57,400.00
Franklin	Louisiana	2	\$ 26,000.00
Grant	Louisiana	1	\$ 10,000.00
Iberia	Louisiana	195	\$ 4,182,400.00
Iberville	Louisiana	9	\$ 316,000.00
Jackson	Louisiana	1	\$ 3,900.00
Jefferson	Louisiana	1,796	\$ 37,891,300.00
Jefferson Davis	Louisiana	7	\$ 165,500.00
Lafayette	Louisiana	107	\$ 2,838,700.00
Lafourche	Louisiana	839	\$ 19,067,100.00
Livingston	Louisiana	15	\$ 179,800.00
Natchitoches	Louisiana	2	\$ 48,400.00
Orleans	Louisiana	1,835	\$ 30,956,300.00
Ouachita	Louisiana	3	\$ 3,700.00
Plaquemines	Louisiana	1,104	\$ 46,405,700.00
Pointe Coupee	Louisiana	1	\$ 9,700.00
Rapides	Louisiana	7	\$ 312,100.00

GCCCF Program Statistics - Overall Summary (as of September 27, 2010, 7:05 PM ET)

Claims Paid by County / Parish (continued) (Claimants may have more than one Claim Type)

County/Parish	State	No. of Claims Paid	Amount Paid
St. Bernard	Louisiana	576	\$ 14,336,200.00
St. Charles	Louisiana	138	\$ 3,084,300.00
St. Helena	Louisiana	2	\$ 56,700.00
St. James	Louisiana	7	\$ 128,800.00
St. John the Baptist	Louisiana	32	\$ 899,400.00
St. Landry	Louisiana	9	\$ 278,300.00
St. Martin	Louisiana	46	\$ 603,750.00
St. Mary	Louisiana	308	\$ 6,454,900.00
St. Tammany	Louisiana	403	\$ 10,901,600.00
Tangipahoa	Louisiana	74	\$ 1,108,300.00
Terrebonne	Louisiana	1,657	\$ 30,398,900.00
Vermilion	Louisiana	461	\$ 8,401,200.00
Vernon	Louisiana	1	\$ 14,000.00
Washington	Louisiana	13	\$ 505,900.00
Claimant did not provide; GCCF Researching	Louisiana	235	\$ 4,112,900.00
Baltimore	Maryland	1	\$ 20,200.00
Amite	Mississippi	1	\$ 11,100.00
DeSoto	Mississippi	1	\$ 6,800.00
Forrest	Mississippi	8	\$ 62,200.00
George	Mississippi	21	\$ 462,600.00
Greene	Mississippi	2	\$ 11,700.00
Hancock	Mississippi	449	\$ 8,350,200.00
Harrison	Mississippi	1,792	\$ 32,403,636.50
Hinds	Mississippi	5	\$ 45,200.00
Holmes	Mississippi	1	\$ 9,600.00
Humphreys	Mississippi	1	\$ 28,000.00
Jackson	Mississippi	675	\$ 13,596,800.00
Jones	Mississippi	1	\$ 50,000.00
Lafayette	Mississippi	1	\$ 12,100.00
Lamar	Mississippi	5	\$ 136,400.00
Lauderdale	Mississippi	2	\$ 9,400.00
Lawrence	Mississippi	2	\$ 50,000.00
Lincoln	Mississippi	2	\$ 10,900.00
Lowndes	Mississippi	1	\$ 2,400.00
Madison	Mississippi	4	\$ 61,500.00
Marion	Mississippi	6	\$ 147,600.00
Monroe	Mississippi	2	\$ 16,500.00
Oktibbeha	Mississippi	1	\$ 6,400.00
Pearl River	Mississippi	20	\$ 275,000.00
Perry	Mississippi	4	\$ 48,000.00
Pike	Mississippi	3	\$ 32,100.00
Rankin	Mississippi	2	\$ 7,500.00
Simpson	Mississippi	1	\$ 11,200.00
Stone	Mississippi	20	\$ 350,900.00
Wayne	Mississippi	2	\$ 56,600.00
Claimant did not provide; GCCF Researching	Mississippi	155	\$ 2,521,800.00

GCCF Program Statistics - Overall Summary

(as of September 27, 2010, 7:05 PM ET)

Claims Paid by County / Parish (continued)

(Claimants may have more than one Claim Type)

County/Parish	State	No. of Claims Paid	Amount Paid
Aransas	Texas	3	\$ 93,300.00
Bexar	Texas	4	\$ 218,400.00
Brazoria	Texas	18	\$ 596,700.00
Brazos	Texas	1	\$ 11,400.00
Calhoun	Texas	16	\$ 385,100.00
Cameron	Texas	15	\$ 216,200.00
Chambers	Texas	11	\$ 405,500.00
Collin	Texas	1	\$ 8,000.00
Comal	Texas	1	\$ 35,900.00
Dallas	Texas	4	\$ 56,200.00
Fort Bend	Texas	14	\$ 249,200.00
Galveston	Texas	247	\$ 4,508,200.00
Gregg	Texas	1	\$ 4,000.00
Hardin	Texas	1	\$ 5,100.00
Harris	Texas	191	\$ 2,959,900.00
Harrison	Texas	1	\$ 2,500.00
Houston	Texas	1	\$ 3,500.00
Jackson	Texas	1	\$ 15,500.00
Jefferson	Texas	177	\$ 2,937,100.00
Jim Wells	Texas	1	\$ 79,900.00
Liberty	Texas	1	\$ 75,000.00
Lubbock	Texas	1	\$ 2,400.00
Matagorda	Texas	31	\$ 379,800.00
Montgomery	Texas	1	\$ 31,200.00
Nacogdoches	Texas	3	\$ 97,000.00
Nueces	Texas	3	\$ 22,200.00
Orange	Texas	16	\$ 435,300.00
San Patricio	Texas	3	\$ 93,400.00
Tarrant	Texas	6	\$ 373,400.00
Travis	Texas	5	\$ 81,600.00
Victoria	Texas	1	\$ 10,500.00
Claimant did not provide; GCCF Researching	Texas	146	\$ 2,871,700.00
Lancaster	Virginia	1	\$ 3,000.00
Northumberland	Virginia	1	\$ 4,900.00
Claimant did not provide; GCCF Researching	Virginia	1	\$ 24,000.00
Total to Date		38,484	\$ 669,632,384.88