

GCCF Program Statistics - Overall Summary

(as of September 25, 2010, 5:05 PM ET)

Claimant Status	No. of Claimants
TOTAL GCCF Claimants to Date <i>(Claimants may have one or more Claim Type)</i>	75,445
1. Claimants Paid and Approved for Payment	35,013
2. Claimants Requiring Additional Information or Documentation	26,968
3. Ineligible Claimants	1,417
4. Denied Claimants	638
5. Claimants Under Review (Emergency Advance Payment)	8,746
6. Claimants Under Review (for Final Claim only)	2,663

Claimants <i>(Claimants may have one or more Claim Type)</i>	No. of Claimants
1. Individual*	50,099
2. Business*	25,346
<i>*Individual v. Business classification is subject to change.</i>	
Total to Date	75,445

Claims by Emergency Or Final Payment	No. of Claims Paid or Approved for Payment	No. of Claims Paid	Amount Paid
1. Emergency Advance Payment	35,162	33,025	\$ 477,942,484.88
2. Final Claim*	0	0	\$ -
<i>*Review underway to determine whether claimant intended to file Final Claim.</i>			
Sub-Total to Date	35,162	33,025	\$ 477,942,484.88

Separate Fund for Real Estate Brokers and Agents			\$ 34,500,000.00
Total to Date			\$ 512,442,484.88

Claims by Category <i>(includes Individual and Business)</i>	No. of Claims Paid	Amount Paid
1. Removal and Clean Up Costs	0	\$ -
2. Real or Personal Property	3	\$ 36,063.38
3. Lost Earnings or Profits	33,014	\$ 477,892,715.00
4. Loss of Subsistence Use of Natural Resources	5	\$ 12,970.00
5. Physical Injury / Death	3	\$ 736.50
Total to Date	33,025	\$ 477,942,484.88

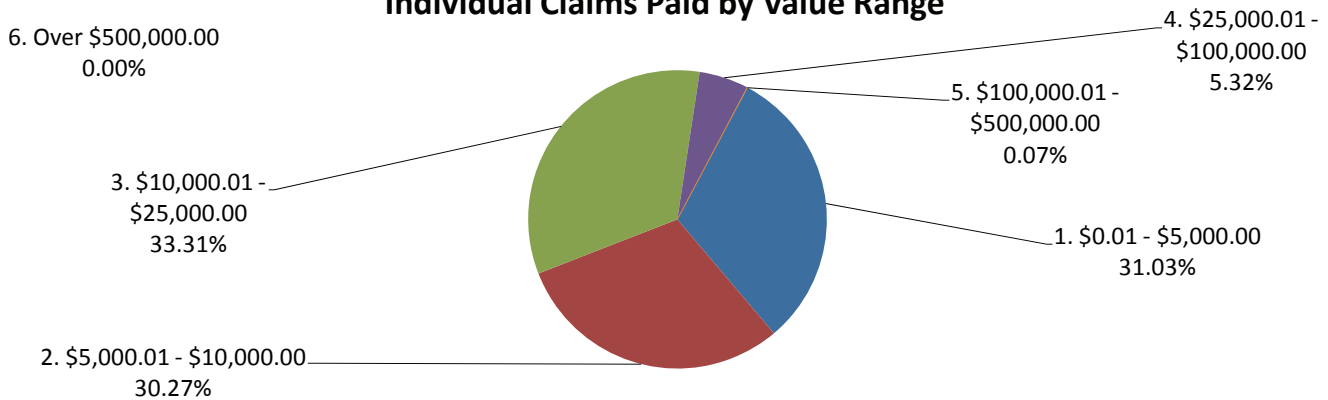
Claims by Type	No. of Claims Paid where Claimant Participated in BP Claims Process	No. of Claims Paid for new Claimants	Total Amount Paid
1. Individual	15,594	3,563	\$ 196,525,884.88
2. Business	12,047	1,821	\$ 281,416,600.00
Total to Date	27,641	5,384	\$ 477,942,484.88

GCCF Program Statistics - Overall Summary
(as of September 25, 2010, 5:05 PM ET)

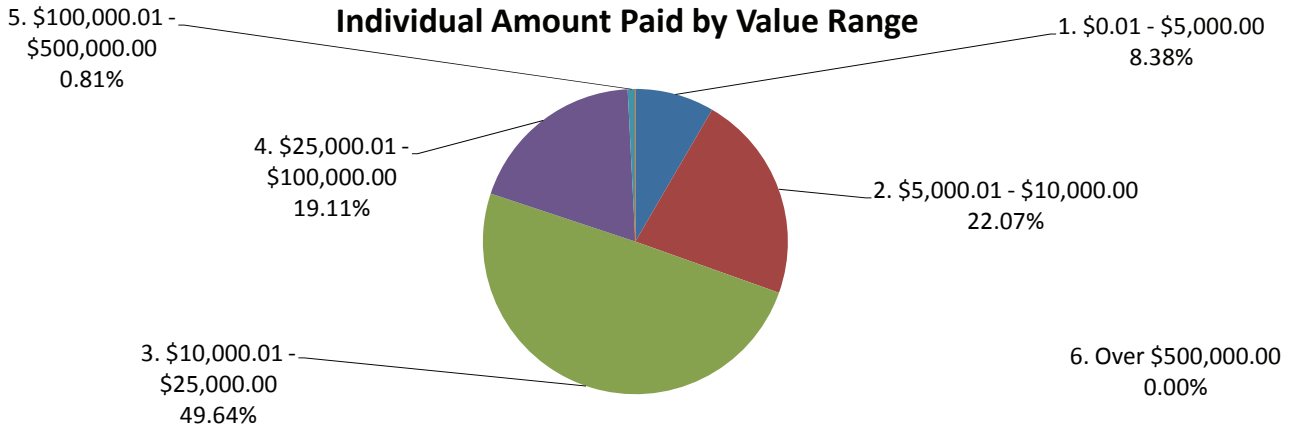
Individual Claims by Amount
(Claimants may have more than one Claim Type)

Claims by Amount	No. of Claims Paid	Amount Paid
1. \$0.01 - \$5,000.00	5945	\$ 16,471,356.50
2. \$5,000.01 - \$10,000.00	5799	\$ 43,373,000.00
3. \$10,000.01 - \$25,000.00	6381	\$ 97,546,465.00
4. \$25,000.01 - \$100,000.00	1019	\$ 37,550,463.38
5. \$100,000.01 - \$500,000.00	13	\$ 1,584,600.00
6. Over \$500,000.00	0	\$ -
Total to Date	19,157	\$ 196,525,884.88

Individual Claims Paid by Value Range



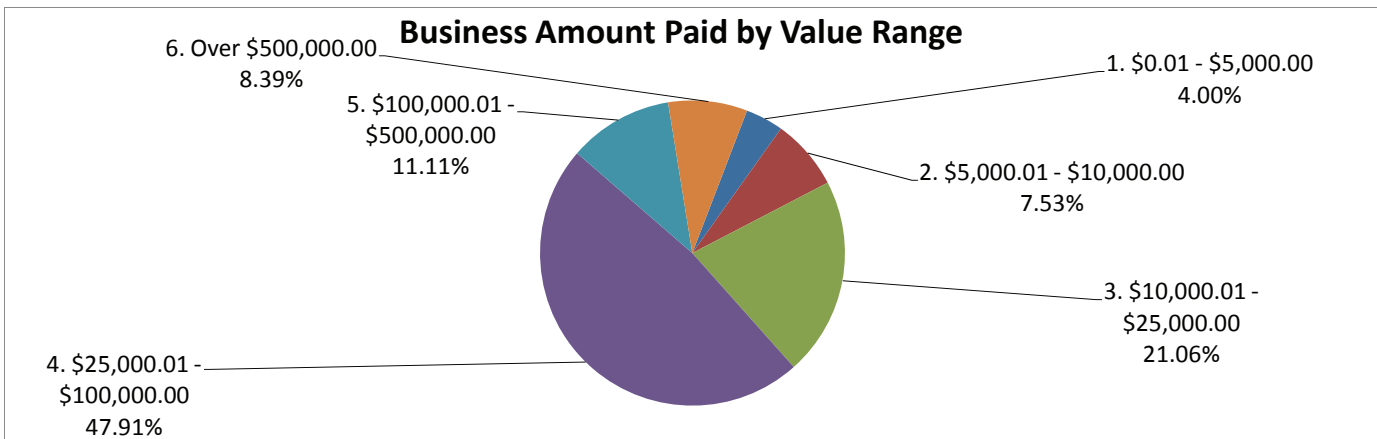
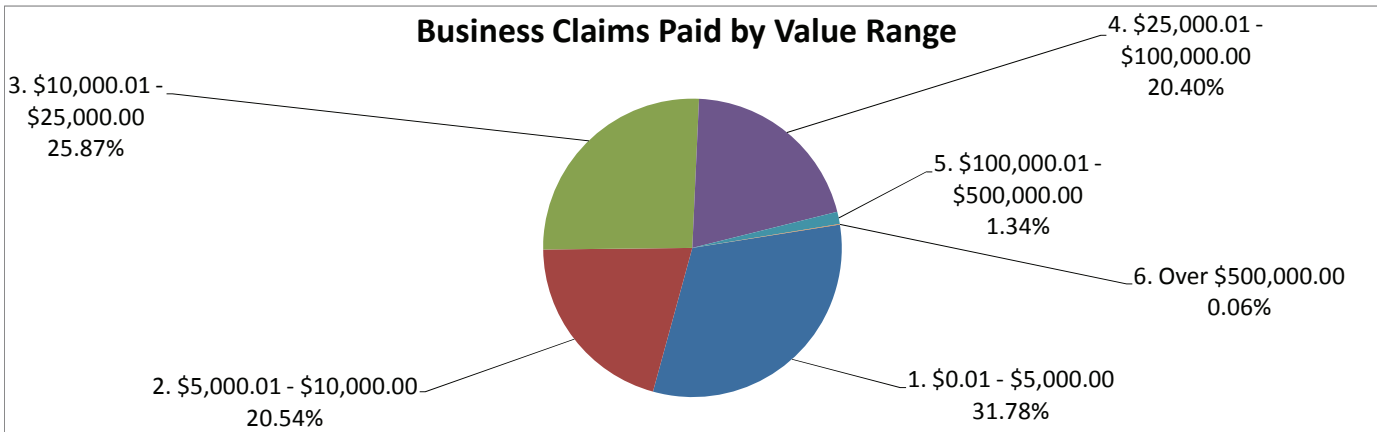
Individual Amount Paid by Value Range



GCCF Program Statistics - Overall Summary
(as of September 25, 2010, 5:05 PM ET)

Business Claims by Amount
(Claimants may have more than one Claim Type)

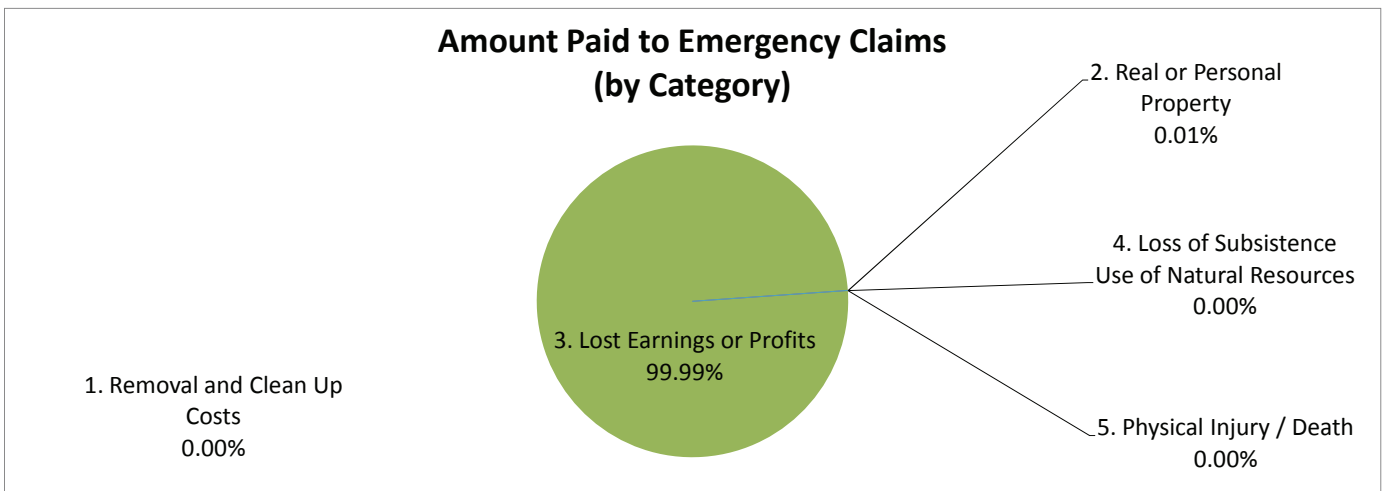
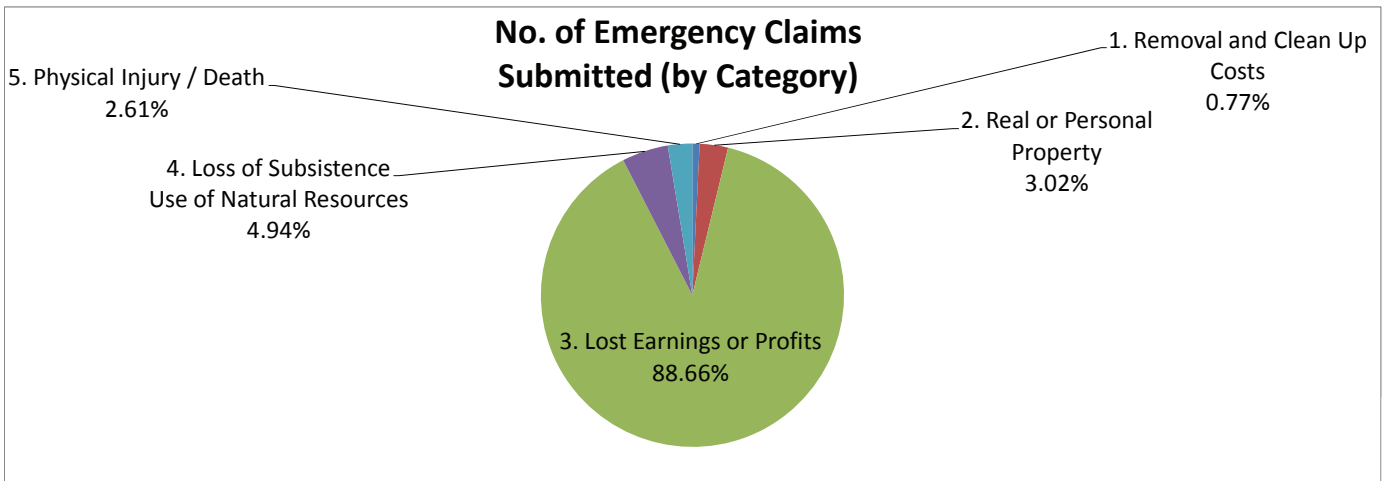
Claims by Amount	No. of Claims Paid	Amount Paid
1. \$0.01 - \$5,000.00	4407	\$ 11,256,000.00
2. \$5,000.01 - \$10,000.00	2849	\$ 21,186,000.00
3. \$10,000.01 - \$25,000.00	3588	\$ 59,277,400.00
4. \$25,000.01 - \$100,000.00	2829	\$ 134,818,000.00
5. \$100,000.01 - \$500,000.00	186	\$ 31,278,400.00
6. Over \$500,000.00	9	\$ 23,600,800.00
Total to Date	13,868	\$ 281,416,600.00



GCCF Program Statistics - Overall Summary
(as of September 25, 2010, 5:05 PM ET)

Emergency Advance Claim Counts by Category
(Claimants may have more than one Claim Type)

Claims for Emergency Advance Payment	Claims Submitted	No. of Claims Paid	Amount Paid
1. Removal and Clean Up Costs	590	0	\$ -
2. Real or Personal Property	2,319	3	\$ 36,063.38
3. Lost Earnings or Profits	68,122	33,014	\$ 477,892,715.00
4. Loss of Subsistence Use of Natural Resources	3,794	5	\$ 12,970.00
5. Physical Injury / Death	2,006	3	\$ 736.50
Total to Date	76,831	33,025	\$ 477,942,484.88

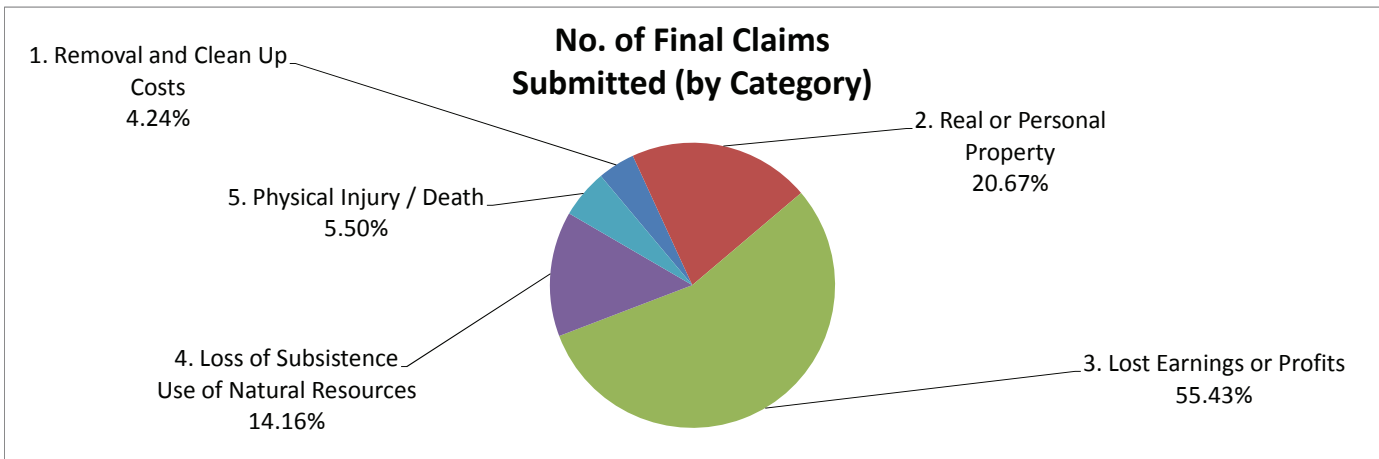


GCCCF Program Statistics - Overall Summary (as of September 25, 2010, 5:05 PM ET)

Final Payment Claim Counts by Category

(Claimants may have more than one Claim Type)

Claims Seeking Final Payment	Claims Submitted	No. of Claims Paid	Amount Paid
1. Removal and Clean Up Costs	181	0	\$ -
2. Real or Personal Property	883	0	\$ -
3. Lost Earnings or Profits	2,368	0	\$ -
4. Loss of Subsistence Use of Natural Resources	605	0	\$ -
5. Physical Injury / Death	235	0	\$ -
Total to Date	4,272	0	\$ -



Amount Paid to Final Claims (by Category)

No data to chart yet

GCCF Program Statistics - Overall Summary (as of September 25, 2010, 5:05 PM ET)

Claims by Category and Amount (Claimants may have more than one Claim Type)

Claims by Category and Amount	No. of Claims Paid	Amount Paid
1. Removal and Clean Up Costs		
a. \$0.01 - \$5,000.00	0	\$ -
b. \$5,000.01 - \$10,000.00	0	\$ -
c. \$10,000.01 - \$25,000.00	0	\$ -
d. \$25,000.01 - \$100,000.00	0	\$ -
e. \$100,000.01 - \$500,000.00	0	\$ -
f. Over \$500,000.00	0	\$ -
Sub-Total to Date	0	\$ -
2. Real or Personal Property		
a. \$0.01 - \$5,000.00	1	\$ 900.00
b. \$5,000.01 - \$10,000.00	1	\$ 8,600.00
c. \$10,000.01 - \$25,000.00	0	\$ -
d. \$25,000.01 - \$100,000.00	1	\$ 26,563.38
e. \$100,000.01 - \$500,000.00	0	\$ -
f. Over \$500,000.00	0	\$ -
Sub-Total to Date	3	\$ 36,063.38
3. Lost Earnings or Profits		
a. \$0.01 - \$5,000.00	10,343	\$ 27,712,750.00
b. \$5,000.01 - \$10,000.00	8,647	\$ 64,550,400.00
c. \$10,000.01 - \$25,000.00	9,969	\$ 156,823,865.00
d. \$25,000.01 - \$100,000.00	3,847	\$ 172,341,900.00
e. \$100,000.01 - \$500,000.00	199	\$ 32,863,000.00
f. Over \$500,000.00	9	\$ 23,600,800.00
Sub-Total to Date	33,014	\$ 477,892,715.00

GCCF Program Statistics - Overall Summary (as of September 25, 2010, 5:05 PM ET)

Claims by Category and Amount *(Claimants may have more than one Claim Type)*

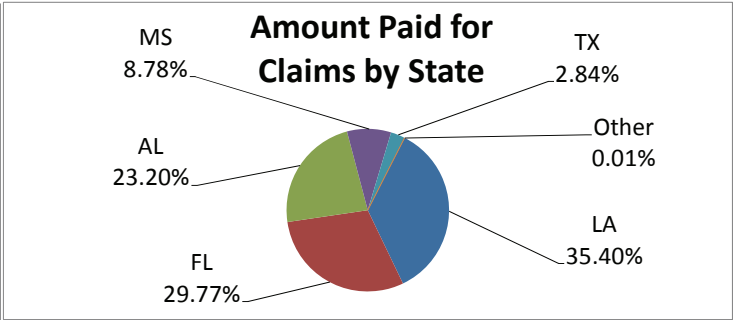
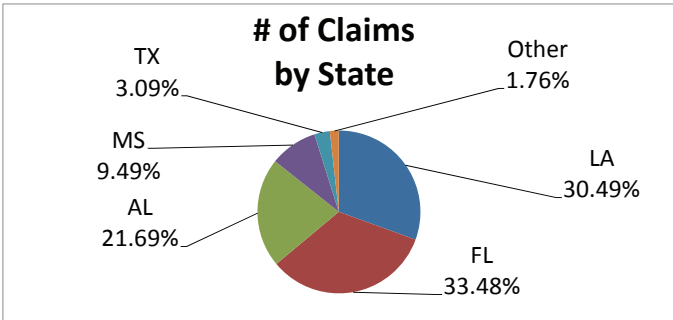
Claims by Category and Amount	No. of Claims Paid	Amount Paid
4. Loss of Subsistence Use of Natural Resources		
a. \$0.01 - \$5,000.00	5	\$ 12,970.00
b. \$5,000.01 - \$10,000.00	0	\$ -
c. \$10,000.01 - \$25,000.00	0	\$ -
d. \$25,000.01 - \$100,000.00	0	\$ -
e. \$100,000.01 - \$500,000.00	0	\$ -
f. Over \$500,000.00	0	\$ -
Sub-Total to Date	5	\$ 12,970.00
5. Physical Injury / Death		
a. \$0.01 - \$5,000.00	3	\$ 736.50
b. \$5,000.01 - \$10,000.00	0	\$ -
c. \$10,000.01 - \$25,000.00	0	\$ -
d. \$25,000.01 - \$100,000.00	0	\$ -
e. \$100,000.01 - \$500,000.00	0	\$ -
f. Over \$500,000.00	0	\$ -
Sub-Total to Date	3	\$ 736.50
6. Other Claims		
a. \$0.01 - \$5,000.00	0	\$ -
b. \$5,000.01 - \$10,000.00	0	\$ -
c. \$10,000.01 - \$25,000.00	0	\$ -
d. \$25,000.01 - \$100,000.00	0	\$ -
e. \$100,000.01 - \$500,000.00	0	\$ -
f. Over \$500,000.00	0	\$ -
Sub-Total to Date	0	\$ -
Total to Date	33,025	\$ 477,942,484.88

GCCF Program Statistics - Overall Summary
(as of September 25, 2010, 5:05 PM ET)

Claims by State

(Claimants may have more than one Claim Type)

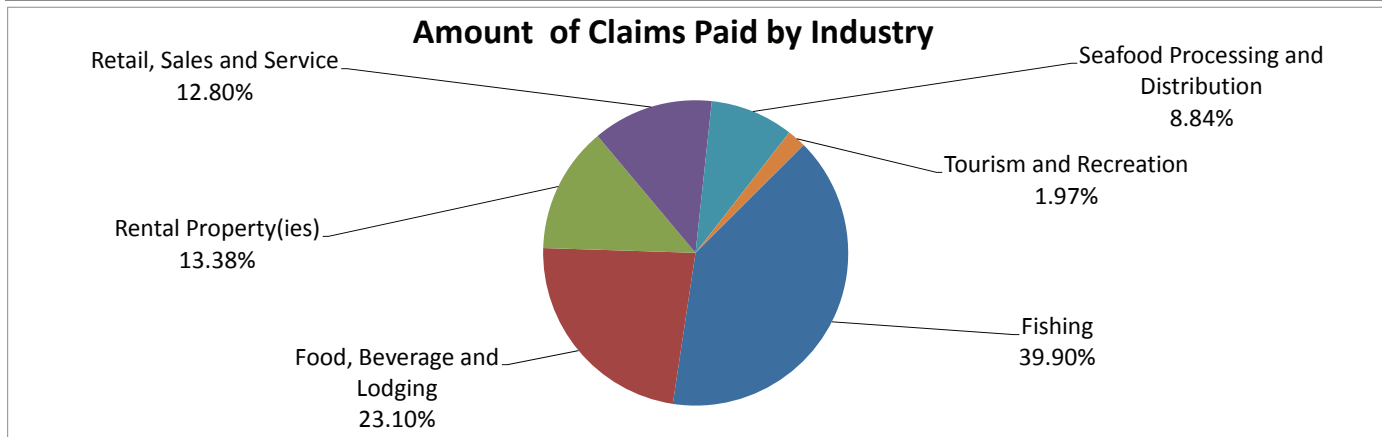
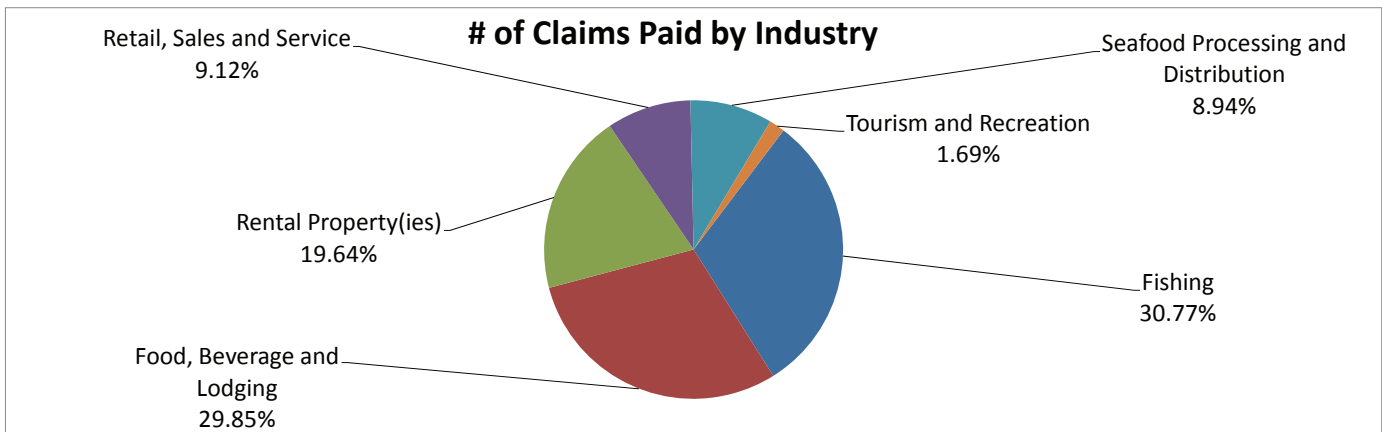
Claim State of Origin	Claims Submitted	No. of Claims Paid	Amount Paid
Louisiana	23,385	8,815	\$ 169,188,250.00
Florida	25,679	12,061	\$ 142,298,900.00
Alabama	16,637	8,575	\$ 110,869,698.38
Mississippi	7,282	2,734	\$ 41,954,036.50
Texas	2,367	834	\$ 13,560,200.00
Others	1,351	6	\$ 71,400.00
Total to Date	76,701	33,025	\$ 477,942,484.88



GCCF Program Statistics - Overall Summary
(as of September 25, 2010, 5:05 PM ET)

Lost Earnings or Profits Claims Paid by Industry
(Claimants may have more than one Claim Type)

Claims by Amount	No. of Claims Paid	Amount Paid
Fishing	10157	\$ 190,701,700.00
Food, Beverage and Lodging	9854	\$ 110,383,600.00
Rental Property(ies)	6483	\$ 63,949,000.00
Retail, Sales and Service	3010	\$ 61,189,100.00
Seafood Processing and Distribution	2953	\$ 42,236,815.00
Tourism and Recreation	557	\$ 9,432,500.00
Total to Date	33,014	\$ 477,892,715.00



GCCCF Program Statistics - Overall Summary (as of September 25, 2010, 5:05 PM ET)

Claims Paid by County / Parish (Claimants may have more than one Claim Type)

County/Parish	State	No. of Claims Paid	Amount Paid
Baldwin	Alabama	5,739	\$ 74,648,433.38
Barbour	Alabama	1	\$ 76,400.00
Butler	Alabama	2	\$ 14,600.00
Calhoun	Alabama	1	\$ 2,200.00
Chilton	Alabama	1	\$ 19,000.00
Clarke	Alabama	8	\$ 74,100.00
Colbert	Alabama	1	\$ 4,000.00
Covington	Alabama	5	\$ 123,000.00
Crenshaw	Alabama	1	\$ 4,000.00
Cullman	Alabama	2	\$ 4,900.00
Elmore	Alabama	1	\$ 1,000.00
Escambia	Alabama	8	\$ 56,300.00
Etowah	Alabama	3	\$ 13,500.00
Franklin	Alabama	2	\$ 5,800.00
Hale	Alabama	1	\$ 1,800.00
Houston	Alabama	3	\$ 10,800.00
Jackson	Alabama	1	\$ 4,700.00
Jefferson	Alabama	14	\$ 61,300.00
Lauderdale	Alabama	1	\$ 5,800.00
Lawrence	Alabama	1	\$ 1,400.00
Lee	Alabama	1	\$ 1,300.00
Limestone	Alabama	2	\$ 15,700.00
Madison	Alabama	6	\$ 44,700.00
Marengo	Alabama	1	\$ 4,600.00
Marshall	Alabama	2	\$ 13,800.00
Mobile	Alabama	2,486	\$ 31,891,265.00
Monroe	Alabama	16	\$ 192,000.00
Montgomery	Alabama	5	\$ 129,400.00
Morgan	Alabama	3	\$ 10,100.00
Randolph	Alabama	1	\$ 2,500.00
St. Clair	Alabama	2	\$ 42,700.00
Shelby	Alabama	10	\$ 54,800.00
Sumter	Alabama	1	\$ 4,300.00
Talladega	Alabama	2	\$ 5,800.00
Tallapoosa	Alabama	1	\$ 1,000.00
Tuscaloosa	Alabama	9	\$ 39,100.00
Walker	Alabama	2	\$ 11,300.00
Washington	Alabama	2	\$ 21,400.00
Wilcox	Alabama	6	\$ 108,700.00
Claimant did not provide; GCCF Researching	Alabama	221	\$ 3,142,200.00
Alachua	Florida	5	\$ 32,500.00
Bay	Florida	2,260	\$ 25,329,900.00
Brevard	Florida	3	\$ 79,000.00
Broward	Florida	9	\$ 155,300.00
Calhoun	Florida	5	\$ 39,700.00
Charlotte	Florida	8	\$ 157,500.00
Citrus	Florida	64	\$ 790,200.00

GCCCF Program Statistics - Overall Summary (as of September 25, 2010, 5:05 PM ET)

Claims Paid by County / Parish (continued) (Claimants may have more than one Claim Type)

County/Parish	State	No. of Claims Paid	Amount Paid
Collier	Florida	44	\$ 983,700.00
Columbia	Florida	2	\$ 55,400.00
Dixie	Florida	14	\$ 270,500.00
Duval	Florida	10	\$ 249,300.00
Escambia	Florida	1,889	\$ 22,196,300.00
Franklin	Florida	683	\$ 5,880,900.00
Gadsden	Florida	2	\$ 34,900.00
Gulf	Florida	191	\$ 2,555,400.00
Hernando	Florida	34	\$ 632,300.00
Hillsborough	Florida	50	\$ 824,700.00
Holmes	Florida	15	\$ 144,900.00
Indian River	Florida	1	\$ 47,200.00
Jackson	Florida	3	\$ 23,500.00
Jefferson	Florida	8	\$ 51,100.00
Lake	Florida	3	\$ 17,800.00
Lee	Florida	35	\$ 565,600.00
Leon	Florida	14	\$ 67,100.00
Levy	Florida	54	\$ 906,600.00
Liberty	Florida	8	\$ 62,800.00
Madison	Florida	1	\$ 2,100.00
Manatee	Florida	19	\$ 295,600.00
Marion	Florida	2	\$ 25,500.00
Martin	Florida	2	\$ 29,600.00
Miami-Dade	Florida	11	\$ 242,400.00
Monroe	Florida	103	\$ 2,689,300.00
Nassau	Florida	1	\$ 13,100.00
Okaloosa	Florida	3,352	\$ 37,231,300.00
Orange	Florida	9	\$ 124,600.00
Palm Beach	Florida	7	\$ 274,200.00
Pasco	Florida	72	\$ 1,003,200.00
Pinellas	Florida	146	\$ 2,698,500.00
Polk	Florida	3	\$ 14,100.00
Putnam	Florida	1	\$ 18,400.00
St. Johns	Florida	6	\$ 107,000.00
St. Lucie	Florida	2	\$ 94,300.00
Santa Rosa	Florida	1,067	\$ 13,042,200.00
Sarasota	Florida	6	\$ 99,600.00
Sumter	Florida	1	\$ 3,400.00
Taylor	Florida	18	\$ 350,500.00
Volusia	Florida	5	\$ 169,300.00
Wakulla	Florida	185	\$ 2,337,400.00
Walton	Florida	1,401	\$ 16,232,000.00
Washington	Florida	17	\$ 265,400.00
Claimant did not provide; GCCF Researching	Florida	210	\$ 2,781,800.00

GCCCF Program Statistics - Overall Summary (as of September 25, 2010, 5:05 PM ET)

Claims Paid by County / Parish (continued) (Claimants may have more than one Claim Type)

County/Parish	State	No. of Claims Paid	Amount Paid
Bryan	Georgia	1	\$ 14,300.00
Cobb	Georgia	1	\$ 20,000.00
Union	Georgia	1	\$ 9,000.00
Acadia	Louisiana	7	\$ 114,800.00
Allen	Louisiana	1	\$ 20,600.00
Ascension	Louisiana	13	\$ 213,900.00
Assumption	Louisiana	23	\$ 381,000.00
Avoyelles	Louisiana	4	\$ 125,800.00
Beauregard	Louisiana	3	\$ 25,200.00
Calcasieu	Louisiana	77	\$ 1,103,300.00
Cameron	Louisiana	134	\$ 2,060,900.00
Concordia	Louisiana	2	\$ 63,200.00
E. Baton Rouge	Louisiana	35	\$ 402,000.00
E. Feliciana	Louisiana	2	\$ 5,900.00
Evangeline	Louisiana	4	\$ 57,400.00
Franklin	Louisiana	2	\$ 26,000.00
Grant	Louisiana	1	\$ 10,000.00
Iberia	Louisiana	178	\$ 3,283,800.00
Iberville	Louisiana	8	\$ 191,600.00
Jackson	Louisiana	1	\$ 3,900.00
Jefferson	Louisiana	1,538	\$ 27,277,200.00
Jefferson Davis	Louisiana	7	\$ 165,500.00
Lafayette	Louisiana	82	\$ 1,679,000.00
Lafourche	Louisiana	736	\$ 12,780,200.00
Livingston	Louisiana	14	\$ 178,800.00
Natchitoches	Louisiana	2	\$ 48,400.00
Orleans	Louisiana	1,346	\$ 20,063,300.00
Ouachita	Louisiana	3	\$ 3,700.00
Plaquemines	Louisiana	991	\$ 39,034,000.00
Pointe Coupee	Louisiana	1	\$ 9,700.00
Rapides	Louisiana	5	\$ 230,100.00
St. Bernard	Louisiana	523	\$ 11,530,100.00
St. Charles	Louisiana	122	\$ 2,496,400.00
St. Helena	Louisiana	2	\$ 56,700.00
St. James	Louisiana	6	\$ 118,800.00
St. John the Baptist	Louisiana	17	\$ 242,500.00
St. Landry	Louisiana	6	\$ 107,300.00
St. Martin	Louisiana	39	\$ 348,350.00
St. Mary	Louisiana	285	\$ 5,009,500.00
St. Tammany	Louisiana	348	\$ 7,779,800.00
Tangipahoa	Louisiana	67	\$ 766,600.00
Terrebonne	Louisiana	1,517	\$ 21,168,700.00
Vermilion	Louisiana	424	\$ 6,479,800.00
Vernon	Louisiana	1	\$ 14,000.00
Washington	Louisiana	7	\$ 132,600.00
Claimant did not provide; GCCF Researching	Louisiana	231	\$ 3,377,900.00

GCCF Program Statistics - Overall Summary
(as of September 25, 2010, 5:05 PM ET)

Claims Paid by County / Parish (continued)
(Claimants may have more than one Claim Type)

County/Parish	State	No. of Claims Paid	Amount Paid
Baltimore	Maryland	1	\$ 20,200.00
Amite	Mississippi	1	\$ 11,100.00
DeSoto	Mississippi	1	\$ 6,800.00
Forrest	Mississippi	8	\$ 62,200.00
George	Mississippi	19	\$ 362,400.00
Greene	Mississippi	2	\$ 11,700.00
Hancock	Mississippi	374	\$ 5,699,000.00
Harrison	Mississippi	1,520	\$ 22,329,436.50
Hinds	Mississippi	5	\$ 45,200.00
Holmes	Mississippi	1	\$ 9,600.00
Jackson	Mississippi	591	\$ 10,521,700.00
Jones	Mississippi	1	\$ 50,000.00
Lawrence	Mississippi	1	\$ 30,000.00
Lafayette	Mississippi	1	\$ 12,100.00
Lamar	Mississippi	5	\$ 136,400.00
Lauderdale	Mississippi	2	\$ 9,400.00
Wayne	Mississippi	1	\$ 50,000.00
Lincoln	Mississippi	2	\$ 10,900.00
Madison	Mississippi	4	\$ 61,500.00
Marion	Mississippi	5	\$ 129,600.00
Monroe	Mississippi	2	\$ 16,500.00
Oktibbeha	Mississippi	1	\$ 6,400.00
Pearl River	Mississippi	18	\$ 228,500.00
Perry	Mississippi	4	\$ 48,000.00
Pike	Mississippi	3	\$ 32,100.00
Rankin	Mississippi	2	\$ 7,500.00
Simpson	Mississippi	1	\$ 11,200.00
Stone	Mississippi	16	\$ 176,900.00
Claimant did not provide; GCCF Researching	Mississippi	143	\$ 1,877,900.00

GCCF Program Statistics - Overall Summary
(as of September 25, 2010, 5:05 PM ET)

Claims Paid by County / Parish (continued)
(Claimants may have more than one Claim Type)

County/Parish	State	No. of Claims Paid	Amount Paid
Aransas	Texas	3	\$ 93,300.00
Bexar	Texas	2	\$ 36,400.00
Brazoria	Texas	16	\$ 477,000.00
Brazos	Texas	1	\$ 11,400.00
Calhoun	Texas	14	\$ 120,400.00
Cameron	Texas	12	\$ 104,600.00
Chambers	Texas	9	\$ 344,500.00
Collin	Texas	1	\$ 8,000.00
Comal	Texas	1	\$ 35,900.00
Dallas	Texas	4	\$ 56,200.00
Fort Bend	Texas	11	\$ 120,600.00
Galveston	Texas	230	\$ 3,697,800.00
Gregg	Texas	1	\$ 4,000.00
Hardin	Texas	1	\$ 5,100.00
Harris	Texas	175	\$ 2,486,600.00
Harrison	Texas	1	\$ 2,500.00
Houston	Texas	1	\$ 3,500.00
Jackson	Texas	1	\$ 15,500.00
Jefferson	Texas	158	\$ 2,370,300.00
Jim Wells	Texas	1	\$ 79,900.00
Liberty	Texas	1	\$ 75,000.00
Lubbock	Texas	1	\$ 2,400.00
Matagorda	Texas	30	\$ 359,800.00
Montgomery	Texas	1	\$ 31,200.00
Nacogdoches	Texas	3	\$ 97,000.00
Nueces	Texas	3	\$ 22,200.00
Orange	Texas	15	\$ 393,600.00
San Patricio	Texas	1	\$ 39,100.00
Tarrant	Texas	4	\$ 104,400.00
Travis	Texas	5	\$ 81,600.00
Victoria	Texas	1	\$ 10,500.00
Claimant did not provide; GCCF Researching	Texas	126	\$ 2,269,900.00
Lancaster	Virginia	1	\$ 3,000.00
Northumberland	Virginia	1	\$ 4,900.00
Total to Date		33,025	\$ 477,942,484.88