

## GCCF Program Statistics - Overall Summary (as of September 24, 2010, 5:05 PM ET)

Claimant Status	No. of Claimants
<b>TOTAL GCCF Claimants to Date</b> <i>(Claimants may have one or more Claim Type)</i>	<b>71,248</b>
1. Claimants Paid and Approved for Payment	29,725
2. Claimants Requiring Additional Information or Documentation	25,300
3. Ineligible Claimants	1,348
4. Denied Claimants	633
5. Claimants Under Review (Emergency Advance Payment)	11,870
6. Claimants Under Review (for Final Claim only)	2,372

Claimants <i>(Claimants may have one or more Claim Type)</i>	No. of Claimants
1. Individual*	46,318
2. Business*	24,930
<i>*Individual v. Business classification is subject to change.</i>	
<b>Total to Date</b>	<b>71,248</b>

Claims by Emergency Or Final Payment	No. of Claims Paid or Approved for Payment	No. of Claims Paid	Amount Paid
1. Emergency Advance Payment	29,859	28,469	\$ 363,340,084.88
2. Final Claim*	0	0	\$ -
<i>*Review underway to determine whether claimant intended to file Final Claim.</i>			
<b>Sub-Total to Date</b>	<b>29,859</b>	<b>28,469</b>	<b>\$ 363,340,084.88</b>

Separate Fund for Real Estate Brokers and Agents			\$ 34,500,000.00
<b>Total to Date</b>			<b>\$ 397,840,084.88</b>

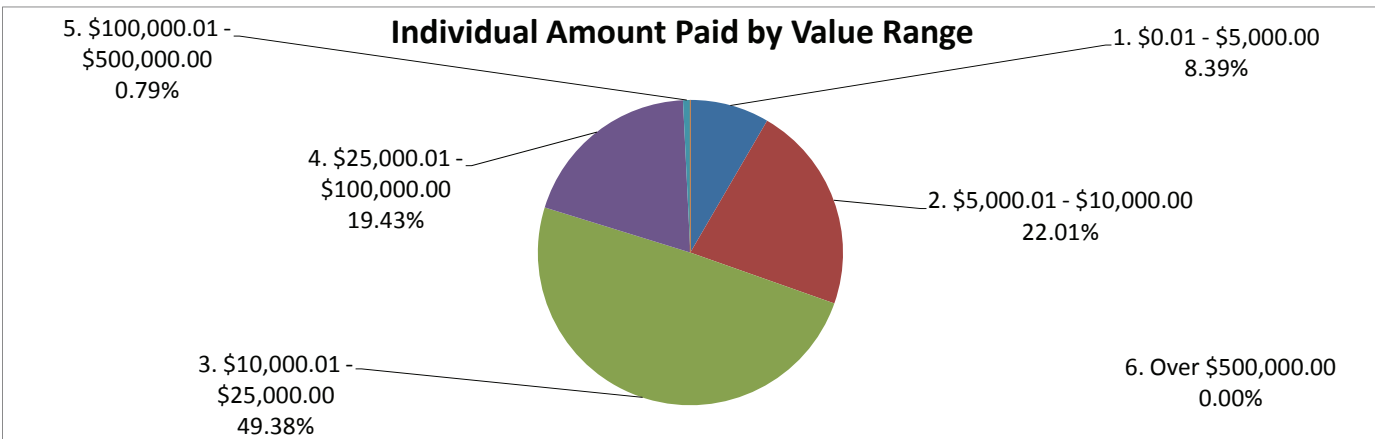
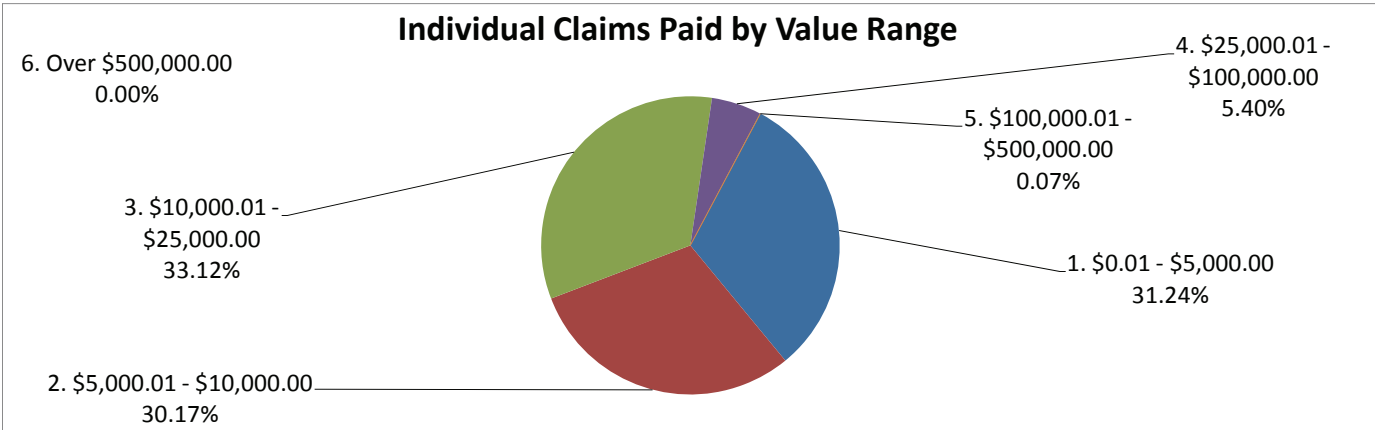
Claims by Category <i>(includes Individual and Business)</i>	No. of Claims Paid	Amount Paid
1. Removal and Clean Up Costs	0	\$ -
2. Real or Personal Property	3	\$ 36,063.38
3. Lost Earnings or Profits	28,458	\$ 363,290,315.00
4. Loss of Subsistence Use of Natural Resources	5	\$ 12,970.00
5. Physical Injury / Death	3	\$ 736.50
<b>Total to Date</b>	<b>28,469</b>	<b>\$ 363,340,084.88</b>

Claims by Type	No. of Claims Paid where Claimant Participated in BP Claims Process	No. of Claims Paid for new Claimants	Total Amount Paid
1. Individual	14,688	3,563	\$ 187,056,284.88
2. Business	8,397	1,821	\$ 176,283,800.00
<b>Total to Date</b>	<b>23,085</b>	<b>5,384</b>	<b>\$ 363,340,084.88</b>

**GCCF Program Statistics - Overall Summary**  
(as of September 24, 2010, 5:05 PM ET)

**Individual Claims by Amount**  
(Claimants may have more than one Claim Type)

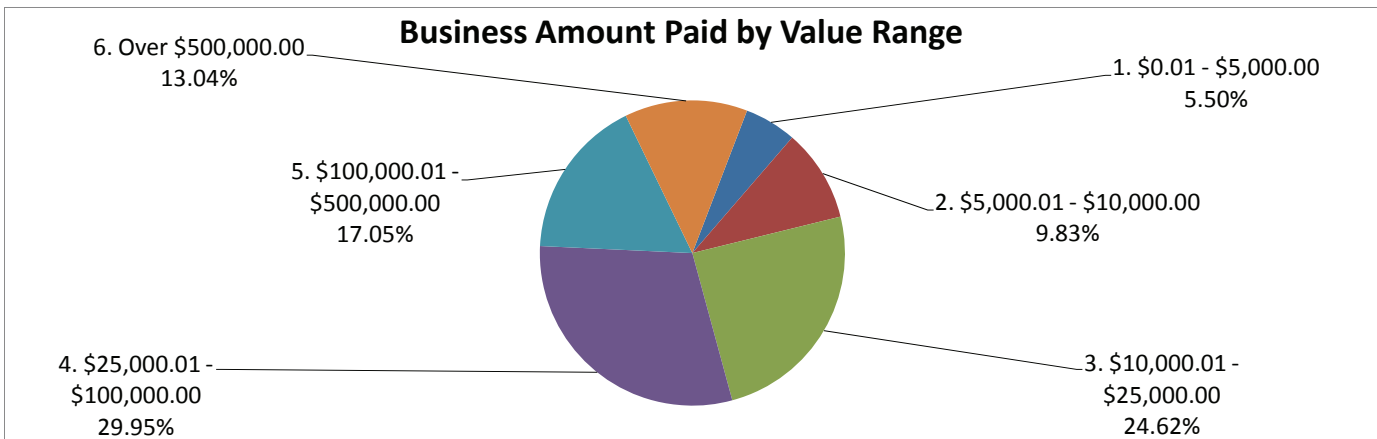
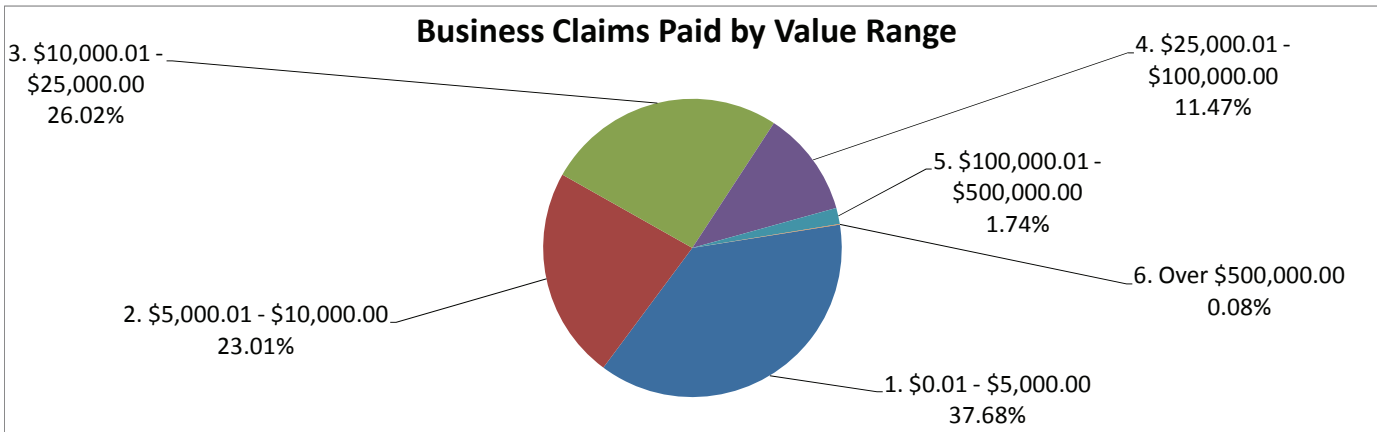
Claims by Amount	No. of Claims Paid	Amount Paid
1. \$0.01 - \$5,000.00	5702	\$ 15,695,156.50
2. \$5,000.01 - \$10,000.00	5507	\$ 41,166,200.00
3. \$10,000.01 - \$25,000.00	6045	\$ 92,370,465.00
4. \$25,000.01 - \$100,000.00	985	\$ 36,353,963.38
5. \$100,000.01 - \$500,000.00	12	\$ 1,470,500.00
6. Over \$500,000.00	0	\$ -
<b>Total to Date</b>	<b>18,251</b>	<b>\$ 187,056,284.88</b>



**GCCF Program Statistics - Overall Summary**  
(as of September 24, 2010, 5:05 PM ET)

**Business Claims by Amount**  
(Claimants may have more than one Claim Type)

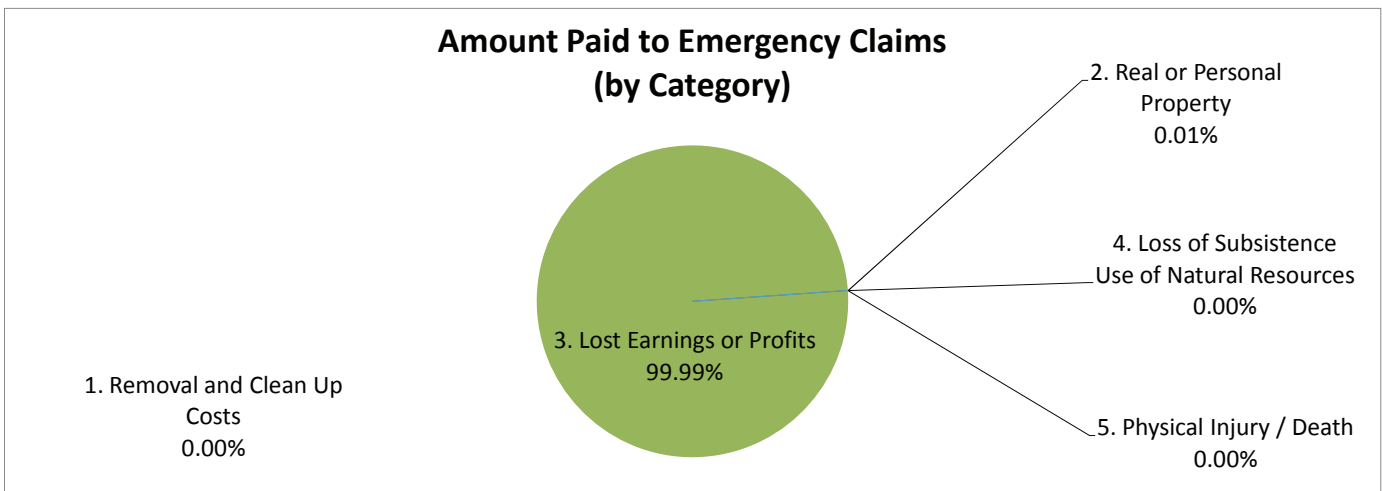
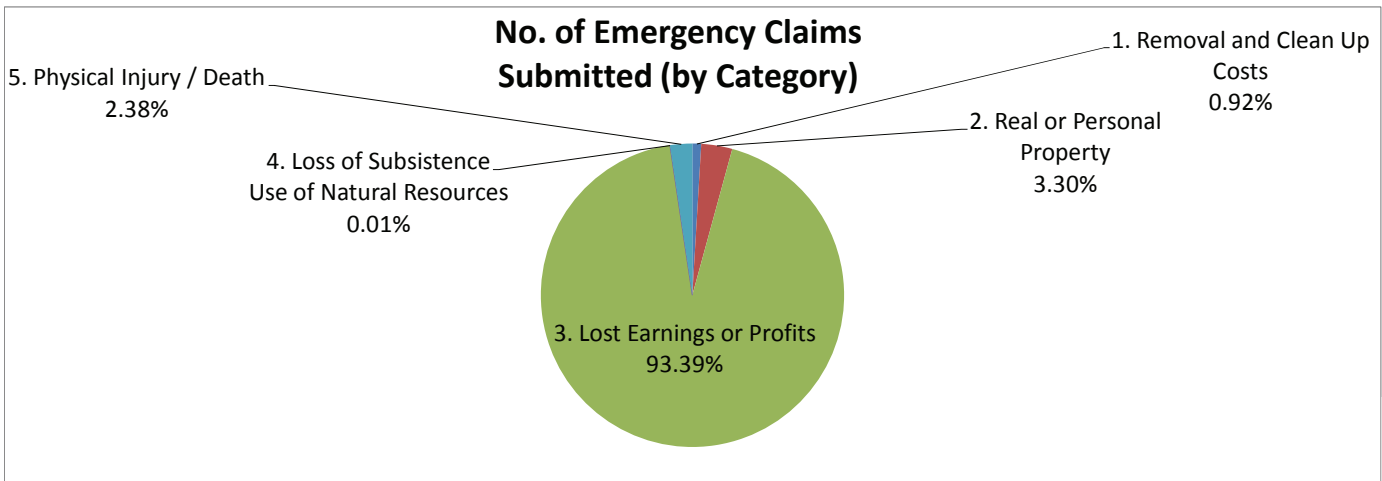
Claims by Amount	No. of Claims Paid	Amount Paid
1. \$0.01 - \$5,000.00	3850	\$ 9,702,500.00
2. \$5,000.01 - \$10,000.00	2351	\$ 17,321,600.00
3. \$10,000.01 - \$25,000.00	2659	\$ 43,408,600.00
4. \$25,000.01 - \$100,000.00	1172	\$ 52,799,500.00
5. \$100,000.01 - \$500,000.00	178	\$ 30,056,000.00
6. Over \$500,000.00	8	\$ 22,995,600.00
<b>Total to Date</b>	<b>10,218</b>	<b>\$ 176,283,800.00</b>



**GCCF Program Statistics - Overall Summary**  
(as of September 24, 2010, 5:05 PM ET)

**Emergency Advance Claim Counts by Category**  
(Claimants may have more than one Claim Type)

Claims for Emergency Advance Payment	Claims Submitted	No. of Claims Paid	Amount Paid
1. Removal and Clean Up Costs	659	0	\$ -
2. Real or Personal Property	2,372	3	\$ 36,063.38
3. Lost Earnings or Profits	67,086	28,458	\$ 363,290,315.00
4. Loss of Subsistence Use of Natural Resources	5	5	\$ 12,970.00
5. Physical Injury / Death	1,710	3	\$ 736.50
<b>Total to Date</b>	<b>71,832</b>	<b>28,469</b>	<b>\$ 363,340,084.88</b>




## GCCCF Program Statistics - Overall Summary

(as of September 24, 2010, 5:05 PM ET)

### Final Payment Claim Counts by Category

*(Claimants may have more than one Claim Type)*

Claims Seeking Final Payment	Claims Submitted	No. of Claims Paid	Amount Paid
1. Removal and Clean Up Costs	175	0	\$ -
2. Real or Personal Property	879	0	\$ -
3. Lost Earnings or Profits	2,351	0	\$ -
4. Loss of Subsistence Use of Natural Resources	0	0	\$ -
5. Physical Injury / Death	429	0	\$ -
<b>Total to Date</b>	<b>3,834</b>	<b>0</b>	<b>\$ -</b>



### Amount Paid to Final Claims (by Category)

*No data to chart yet*

## GCCF Program Statistics - Overall Summary (as of September 24, 2010, 5:05 PM ET)

### Claims by Category and Amount (Claimants may have more than one Claim Type)

Claims by Category and Amount	No. of Claims Paid	Amount Paid
<b>1. Removal and Clean Up Costs</b>		
a. \$0.01 - \$5,000.00	0	\$ -
b. \$5,000.01 - \$10,000.00	0	\$ -
c. \$10,000.01 - \$25,000.00	0	\$ -
d. \$25,000.01 - \$100,000.00	0	\$ -
e. \$100,000.01 - \$500,000.00	0	\$ -
f. Over \$500,000.00	0	\$ -
<b>Sub-Total to Date</b>	<b>0</b>	<b>\$ -</b>
<b>2. Real or Personal Property</b>		
a. \$0.01 - \$5,000.00	1	\$ 900.00
b. \$5,000.01 - \$10,000.00	1	\$ 8,600.00
c. \$10,000.01 - \$25,000.00	0	\$ -
d. \$25,000.01 - \$100,000.00	1	\$ 26,563.38
e. \$100,000.01 - \$500,000.00	0	\$ -
f. Over \$500,000.00	0	\$ -
<b>Sub-Total to Date</b>	<b>3</b>	<b>\$ 36,063.38</b>
<b>3. Lost Earnings or Profits</b>		
a. \$0.01 - \$5,000.00	9,543	\$ 25,383,050.00
b. \$5,000.01 - \$10,000.00	7,857	\$ 58,479,200.00
c. \$10,000.01 - \$25,000.00	8,704	\$ 135,779,065.00
d. \$25,000.01 - \$100,000.00	2,156	\$ 89,126,900.00
e. \$100,000.01 - \$500,000.00	190	\$ 31,526,500.00
f. Over \$500,000.00	8	\$ 22,995,600.00
<b>Sub-Total to Date</b>	<b>28,458</b>	<b>\$ 363,290,315.00</b>

## GCCF Program Statistics - Overall Summary (as of September 24, 2010, 5:05 PM ET)

### Claims by Category and Amount *(Claimants may have more than one Claim Type)*

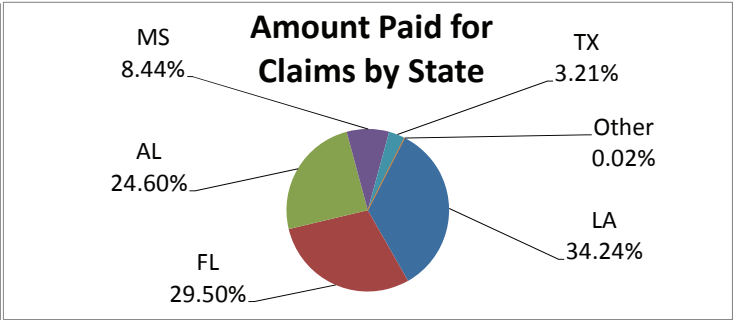
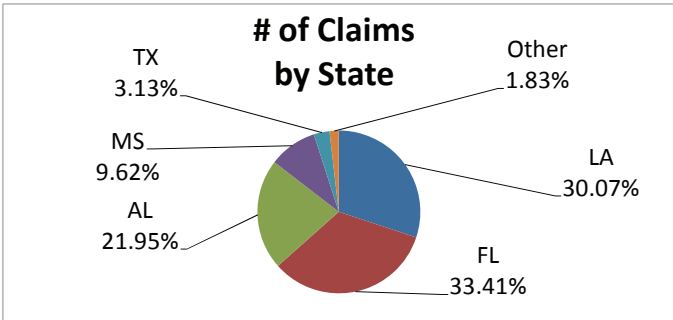
Claims by Category and Amount	No. of Claims Paid	Amount Paid
<b>4. Loss of Subsistence Use of Natural Resources</b>		
a. \$0.01 - \$5,000.00	5	\$ 12,970.00
b. \$5,000.01 - \$10,000.00	0	\$ -
c. \$10,000.01 - \$25,000.00	0	\$ -
d. \$25,000.01 - \$100,000.00	0	\$ -
e. \$100,000.01 - \$500,000.00	0	\$ -
f. Over \$500,000.00	0	\$ -
<b>Sub-Total to Date</b>	<b>5</b>	<b>\$ 12,970.00</b>
<b>5. Physical Injury / Death</b>		
a. \$0.01 - \$5,000.00	3	\$ 736.50
b. \$5,000.01 - \$10,000.00	0	\$ -
c. \$10,000.01 - \$25,000.00	0	\$ -
d. \$25,000.01 - \$100,000.00	0	\$ -
e. \$100,000.01 - \$500,000.00	0	\$ -
f. Over \$500,000.00	0	\$ -
<b>Sub-Total to Date</b>	<b>3</b>	<b>\$ 736.50</b>
<b>6. Other Claims</b>		
a. \$0.01 - \$5,000.00	0	\$ -
b. \$5,000.01 - \$10,000.00	0	\$ -
c. \$10,000.01 - \$25,000.00	0	\$ -
d. \$25,000.01 - \$100,000.00	0	\$ -
e. \$100,000.01 - \$500,000.00	0	\$ -
f. Over \$500,000.00	0	\$ -
<b>Sub-Total to Date</b>	<b>0</b>	<b>\$ -</b>
<b>Total to Date</b>	<b>28,469</b>	<b>\$ 363,340,084.88</b>

**GCCF Program Statistics - Overall Summary**  
(as of September 24, 2010, 5:05 PM ET)

**Claims by State**

(Claimants may have more than one Claim Type)

Claim State of Origin	Claims Submitted	No. of Claims Paid	Amount Paid
Louisiana	22,753	7,422	\$ 124,416,950.00
Florida	25,279	10,320	\$ 107,172,300.00
Alabama	16,605	7,619	\$ 89,377,198.38
Mississippi	7,277	2,342	\$ 30,659,336.50
Texas	2,367	762	\$ 11,654,900.00
Others	1,385	4	\$ 59,400.00
<b>Total to Date</b>	<b>75,666</b>	<b>28,469</b>	<b>\$ 363,340,084.88</b>

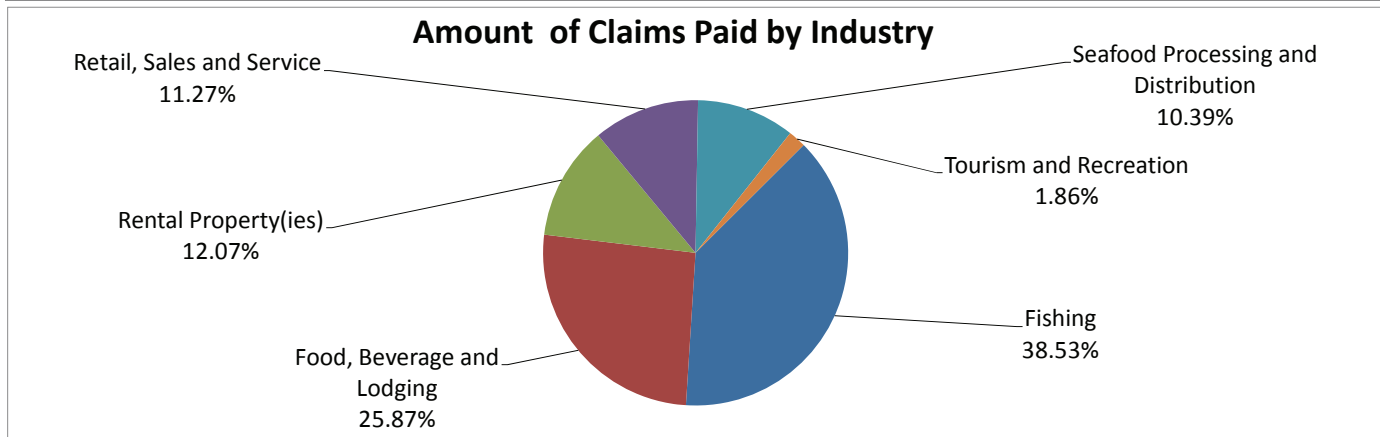
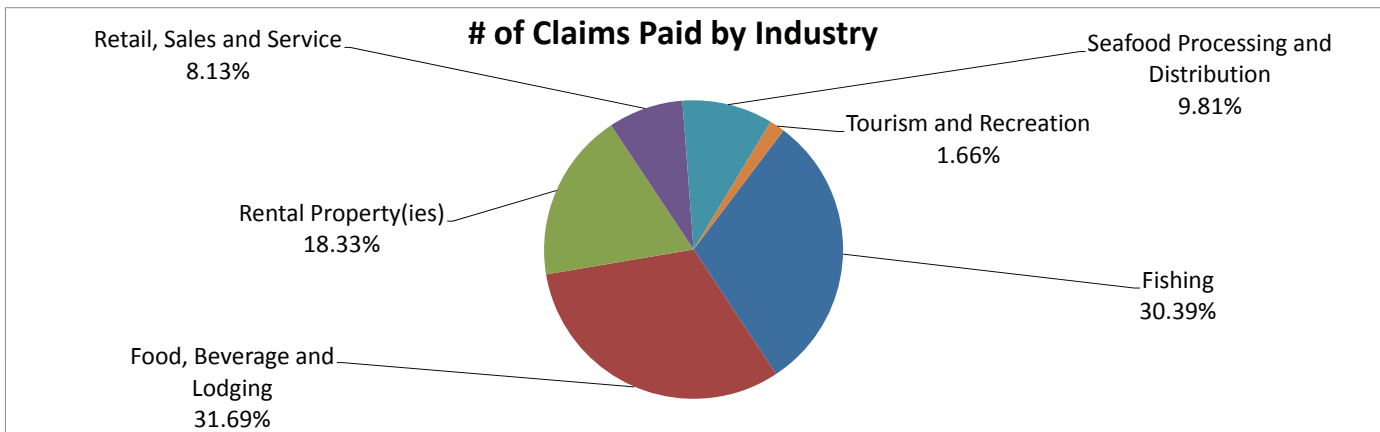




**GCCF Program Statistics - Overall Summary**  
 (as of September 24, 2010, 5:05 PM ET)

**Lost Earnings or Profits Claims Paid by Industry**  
 (Claimants may have more than one Claim Type)

Claims by Amount	No. of Claims Paid	Amount Paid
Fishing	8647	\$ 139,982,900.00
Food, Beverage and Lodging	9017	\$ 93,999,300.00
Rental Property(ies)	5215	\$ 43,850,300.00
Retail, Sales and Service	2315	\$ 40,958,700.00
Seafood Processing and Distribution	2792	\$ 37,756,815.00
Tourism and Recreation	472	\$ 6,742,300.00
<b>Total to Date</b>	<b>28,458</b>	<b>\$ 363,290,315.00</b>



## GCCF Program Statistics - Overall Summary (as of September 24, 2010, 5:05 PM ET)

### Claims Paid by County / Parish (Claimants may have more than one Claim Type)

County/Parish	State	No. of Claims Paid	Amount Paid
Baldwin	Alabama	5,091	\$ 60,749,133.38
Butler	Alabama	2	\$ 14,600.00
Calhoun	Alabama	1	\$ 2,200.00
Chilton	Alabama	1	\$ 19,000.00
Clarke	Alabama	6	\$ 27,700.00
Colbert	Alabama	1	\$ 4,000.00
Covington	Alabama	5	\$ 123,000.00
Crenshaw	Alabama	1	\$ 4,000.00
Cullman	Alabama	2	\$ 4,900.00
Elmore	Alabama	1	\$ 1,000.00
Escambia	Alabama	6	\$ 34,300.00
Etowah	Alabama	3	\$ 13,500.00
Franklin	Alabama	2	\$ 5,800.00
Hale	Alabama	1	\$ 1,800.00
Houston	Alabama	2	\$ 9,800.00
Jackson	Alabama	1	\$ 4,700.00
Jefferson	Alabama	13	\$ 57,500.00
Lauderdale	Alabama	1	\$ 5,800.00
Lawrence	Alabama	1	\$ 1,400.00
Lee	Alabama	1	\$ 1,300.00
Limestone	Alabama	2	\$ 15,700.00
Madison	Alabama	6	\$ 44,700.00
Marengo	Alabama	1	\$ 4,600.00
Marshall	Alabama	1	\$ 1,800.00
Mobile	Alabama	2,243	\$ 25,619,665.00
Monroe	Alabama	16	\$ 192,000.00
Montgomery	Alabama	4	\$ 35,900.00
Morgan	Alabama	3	\$ 10,100.00
Randolph	Alabama	1	\$ 2,500.00
St. Clair	Alabama	2	\$ 42,700.00
Shelby	Alabama	9	\$ 53,300.00
Sumter	Alabama	1	\$ 4,300.00
Talladega	Alabama	2	\$ 5,800.00
Tallapoosa	Alabama	1	\$ 1,000.00
Tuscaloosa	Alabama	9	\$ 39,100.00
Walker	Alabama	2	\$ 11,300.00
Washington	Alabama	1	\$ 1,400.00
Wilcox	Alabama	5	\$ 61,300.00
Claimant did not provide; GCCF Researching	Alabama	168	\$ 2,144,600.00
Alachua	Florida	5	\$ 32,500.00
Bay	Florida	1,886	\$ 18,731,200.00
Brevard	Florida	2	\$ 57,000.00
Broward	Florida	9	\$ 155,300.00
Calhoun	Florida	5	\$ 39,700.00
Charlotte	Florida	7	\$ 65,500.00
Citrus	Florida	53	\$ 504,600.00
Collier	Florida	36	\$ 743,300.00

## GCCCF Program Statistics - Overall Summary (as of September 24, 2010, 5:05 PM ET)

### Claims Paid by County / Parish (continued) (Claimants may have more than one Claim Type)

County/Parish	State	No. of Claims Paid	Amount Paid
Columbia	Florida	1	\$ 15,400.00
Dixie	Florida	12	\$ 191,900.00
Duval	Florida	10	\$ 249,300.00
Escambia	Florida	1,666	\$ 16,949,800.00
Franklin	Florida	600	\$ 4,665,900.00
Gadsden	Florida	2	\$ 34,900.00
Gulf	Florida	159	\$ 1,744,300.00
Hernando	Florida	29	\$ 489,000.00
Hillsborough	Florida	44	\$ 635,900.00
Holmes	Florida	12	\$ 101,800.00
Indian River	Florida	1	\$ 47,200.00
Jackson	Florida	3	\$ 23,500.00
Jefferson	Florida	8	\$ 51,100.00
Lake	Florida	3	\$ 17,800.00
Lee	Florida	29	\$ 396,700.00
Leon	Florida	13	\$ 60,500.00
Levy	Florida	43	\$ 619,000.00
Liberty	Florida	8	\$ 62,800.00
Madison	Florida	1	\$ 2,100.00
Manatee	Florida	16	\$ 255,600.00
Marion	Florida	2	\$ 25,500.00
Martin	Florida	2	\$ 29,600.00
Miami-Dade	Florida	8	\$ 114,400.00
Monroe	Florida	77	\$ 1,826,500.00
Nassau	Florida	1	\$ 13,100.00
Okaloosa	Florida	2,935	\$ 29,392,800.00
Orange	Florida	7	\$ 55,100.00
Palm Beach	Florida	6	\$ 184,200.00
Pasco	Florida	66	\$ 838,500.00
Pinellas	Florida	128	\$ 2,268,600.00
Polk	Florida	3	\$ 14,100.00
Putnam	Florida	1	\$ 18,400.00
St. Johns	Florida	6	\$ 107,000.00
St. Lucie	Florida	1	\$ 34,300.00
Santa Rosa	Florida	896	\$ 9,345,900.00
Sarasota	Florida	6	\$ 99,600.00
Sumter	Florida	1	\$ 3,400.00
Taylor	Florida	15	\$ 217,300.00
Volusia	Florida	4	\$ 127,300.00
Wakulla	Florida	164	\$ 1,725,500.00
Walton	Florida	1,171	\$ 12,008,000.00
Washington	Florida	15	\$ 213,600.00
Claimant did not provide; GCCF Researching	Florida	142	\$ 1,566,000.00

## GCCCF Program Statistics - Overall Summary (as of September 24, 2010, 5:05 PM ET)

### Claims Paid by County / Parish (continued) (Claimants may have more than one Claim Type)

County/Parish	State	No. of Claims Paid	Amount Paid
Bryan	Georgia	1	\$ 14,300.00
Cobb	Georgia	1	\$ 20,000.00
Acadia	Louisiana	3	\$ 25,800.00
Allen	Louisiana	1	\$ 20,600.00
Ascension	Louisiana	11	\$ 195,700.00
Assumption	Louisiana	20	\$ 308,200.00
Avoyelles	Louisiana	3	\$ 90,800.00
Beauregard	Louisiana	3	\$ 25,200.00
Calcasieu	Louisiana	68	\$ 890,100.00
Cameron	Louisiana	115	\$ 1,540,400.00
Concordia	Louisiana	1	\$ 3,200.00
E. Baton Rouge	Louisiana	31	\$ 337,200.00
E. Feliciana	Louisiana	2	\$ 5,900.00
Evangeline	Louisiana	2	\$ 47,900.00
Franklin	Louisiana	2	\$ 26,000.00
Grant	Louisiana	1	\$ 10,000.00
Iberia	Louisiana	155	\$ 2,525,500.00
Iberville	Louisiana	7	\$ 110,100.00
Jackson	Louisiana	1	\$ 3,900.00
Jefferson	Louisiana	1,253	\$ 18,208,300.00
Jefferson Davis	Louisiana	3	\$ 20,500.00
Lafayette	Louisiana	74	\$ 1,481,100.00
Lafourche	Louisiana	606	\$ 8,519,100.00
Livingston	Louisiana	12	\$ 78,800.00
Natchitoches	Louisiana	1	\$ 32,400.00
Orleans	Louisiana	1,176	\$ 15,953,900.00
Ouachita	Louisiana	3	\$ 3,700.00
Plaquemines	Louisiana	762	\$ 29,842,500.00
Pointe Coupee	Louisiana	1	\$ 9,700.00
Rapides	Louisiana	4	\$ 175,800.00
St. Bernard	Louisiana	420	\$ 7,633,600.00
St. Charles	Louisiana	100	\$ 1,477,300.00
St. Helena	Louisiana	1	\$ 31,700.00
St. James	Louisiana	6	\$ 118,800.00
St. John the Baptist	Louisiana	16	\$ 202,500.00
St. Landry	Louisiana	5	\$ 51,300.00
St. Martin	Louisiana	38	\$ 337,850.00
St. Mary	Louisiana	247	\$ 3,930,600.00
St. Tammany	Louisiana	259	\$ 4,430,800.00
Tangipahoa	Louisiana	62	\$ 648,100.00
Terrebonne	Louisiana	1,376	\$ 17,230,300.00
Vermilion	Louisiana	380	\$ 5,339,400.00
Vernon	Louisiana	1	\$ 14,000.00
Washington	Louisiana	5	\$ 99,600.00
Claimant did not provide; GCCF Researching	Louisiana	185	\$ 2,378,800.00

**GCCF Program Statistics - Overall Summary**  
(as of September 24, 2010, 5:05 PM ET)

**Claims Paid by County / Parish (continued)**  
(Claimants may have more than one Claim Type)

County/Parish	State	No. of Claims Paid	Amount Paid
Baltimore	Maryland	1	\$ 20,200.00
Amite	Mississippi	1	\$ 11,100.00
DeSoto	Mississippi	1	\$ 6,800.00
Forrest	Mississippi	7	\$ 56,200.00
George	Mississippi	17	\$ 242,400.00
Greene	Mississippi	2	\$ 11,700.00
Hancock	Mississippi	302	\$ 3,703,000.00
Harrison	Mississippi	1,321	\$ 16,243,336.50
Hinds	Mississippi	3	\$ 21,400.00
Holmes	Mississippi	1	\$ 9,600.00
Jackson	Mississippi	507	\$ 8,135,700.00
Lafayette	Mississippi	1	\$ 12,100.00
Lamar	Mississippi	5	\$ 136,400.00
Lauderdale	Mississippi	2	\$ 9,400.00
Lincoln	Mississippi	2	\$ 10,900.00
Madison	Mississippi	3	\$ 37,000.00
Marion	Mississippi	5	\$ 129,600.00
Monroe	Mississippi	2	\$ 16,500.00
Oktibbeha	Mississippi	1	\$ 6,400.00
Pearl River	Mississippi	17	\$ 196,000.00
Perry	Mississippi	4	\$ 48,000.00
Pike	Mississippi	3	\$ 32,100.00
Rankin	Mississippi	2	\$ 7,500.00
Simpson	Mississippi	1	\$ 11,200.00
Stone	Mississippi	15	\$ 169,400.00
Claimant did not provide; GCCF Researching	Mississippi	117	\$ 1,395,600.00

**GCCF Program Statistics - Overall Summary**  
(as of September 24, 2010, 5:05 PM ET)

**Claims Paid by County / Parish (continued)**  
(Claimants may have more than one Claim Type)

County/Parish	State	No. of Claims Paid	Amount Paid
Aransas	Texas	3	\$ 93,300.00
Bexar	Texas	2	\$ 36,400.00
Brazoria	Texas	12	\$ 344,800.00
Brazos	Texas	1	\$ 11,400.00
Calhoun	Texas	14	\$ 120,400.00
Cameron	Texas	12	\$ 104,600.00
Chambers	Texas	7	\$ 277,800.00
Collin	Texas	1	\$ 8,000.00
Comal	Texas	1	\$ 35,900.00
Dallas	Texas	4	\$ 56,200.00
Fort Bend	Texas	11	\$ 120,600.00
Galveston	Texas	216	\$ 3,214,900.00
Gregg	Texas	1	\$ 4,000.00
Hardin	Texas	1	\$ 5,100.00
Harris	Texas	164	\$ 2,282,700.00
Harrison	Texas	1	\$ 2,500.00
Houston	Texas	1	\$ 3,500.00
Jackson	Texas	1	\$ 15,500.00
Jefferson	Texas	152	\$ 2,232,900.00
Lubbock	Texas	1	\$ 2,400.00
Matagorda	Texas	30	\$ 359,800.00
Montgomery	Texas	1	\$ 31,200.00
Nacogdoches	Texas	2	\$ 37,000.00
Nueces	Texas	3	\$ 22,200.00
Orange	Texas	12	\$ 277,600.00
San Patricio	Texas	1	\$ 39,100.00
Tarrant	Texas	4	\$ 104,400.00
Travis	Texas	5	\$ 81,600.00
Victoria	Texas	1	\$ 10,500.00
Claimant did not provide; GCCF Researching	Texas	97	\$ 1,718,600.00
Northumberland	Virginia	1	\$ 4,900.00
<b>Total to Date</b>		<b>28,469</b>	<b>\$ 363,340,084.88</b>