

GCCF Program Statistics - Overall Summary

(as of September 23, 2010, 5:05 PM ET)

Claimant Status	No. of Claimants
TOTAL GCCF Claimants to Date <i>(Claimants may have one or more Claim Type)</i>	68,402
1. Claimants Paid and Approved for Payment	27,988
2. Claimants Requiring Additional Information or Documentation	20,675
3. Ineligible Claimants	1,316
4. Denied Claimants	603
5. Claimants Under Review (Emergency Advance Payment)	15,534
6. Claimants Under Review (for Final Claim only)	2,286

Claimants <i>(Claimants may have one or more Claim Type)</i>	No. of Claimants
1. Individual*	43,974
2. Business*	24,428
<i>*Individual v. Business classification is subject to change.</i>	
Total to Date	68,402

Claims by Emergency Or Final Payment	No. of Claims Paid or Approved for Payment	No. of Claims Paid	Amount Paid
1. Emergency Advance Payment	28,119	26,874	\$ 344,759,484.88
2. Final Claim*	0	0	\$ -
<i>*Review underway to determine whether claimant intended to file Final Claim.</i>			
Sub-Total to Date	28,119	26,874	\$ 344,759,484.88

Separate Fund for Real Estate Brokers and Agents			\$ 34,500,000.00
Total to Date			\$ 379,259,484.88

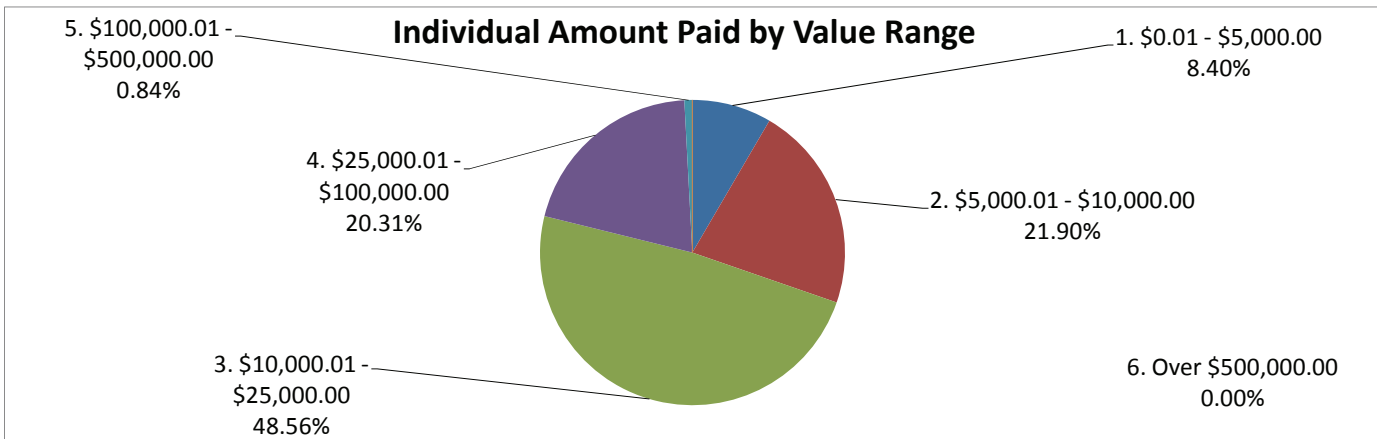
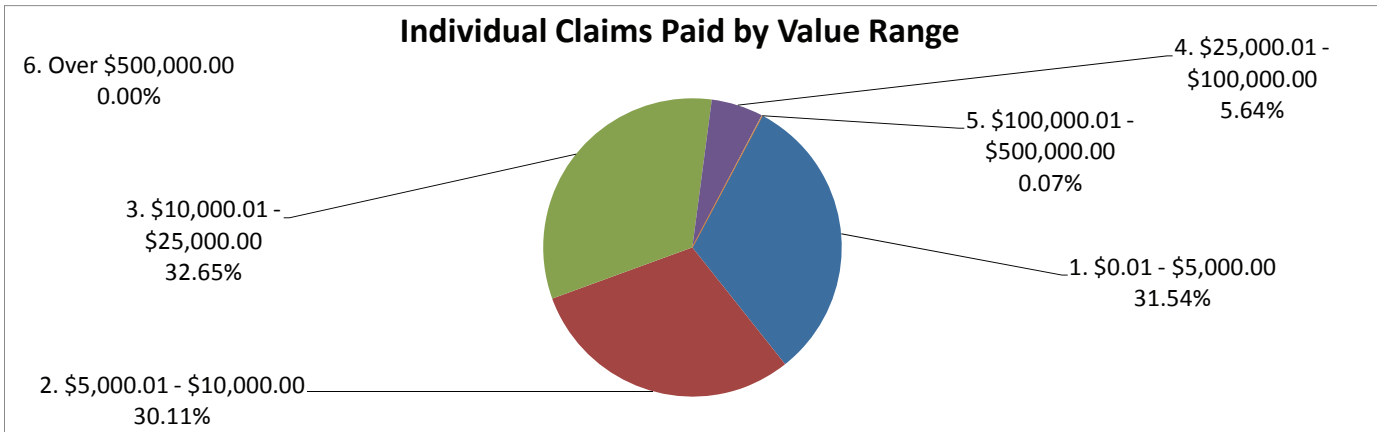
Claims by Category <i>(includes Individual and Business)</i>	No. of Claims Paid	Amount Paid
1. Removal and Clean Up Costs	0	\$ -
2. Real or Personal Property	2	\$ 35,163.38
3. Lost Earnings or Profits	26,864	\$ 344,710,615.00
4. Loss of Subsistence Use of Natural Resources	5	\$ 12,970.00
5. Physical Injury / Death	3	\$ 736.50
Total to Date	26,874	\$ 344,759,484.88

Claims by Type	No. of Claims Paid where Claimant Participated in BP Claims Process	No. of Claims Paid for new Claimants	Total Amount Paid
1. Individual	13,562	3,564	\$ 175,698,284.88
2. Business	7,919	1,829	\$ 169,061,200.00
Total to Date	21,481	5,393	\$ 344,759,484.88

GCCF Program Statistics - Overall Summary
(as of September 23, 2010, 5:05 PM ET)

Individual Claims by Amount
(Claimants may have more than one Claim Type)

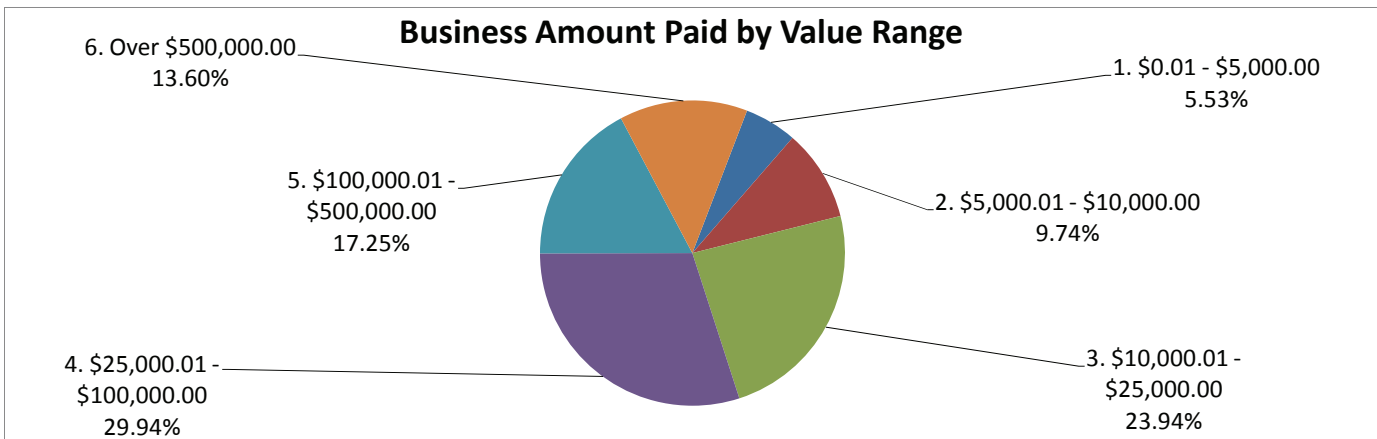
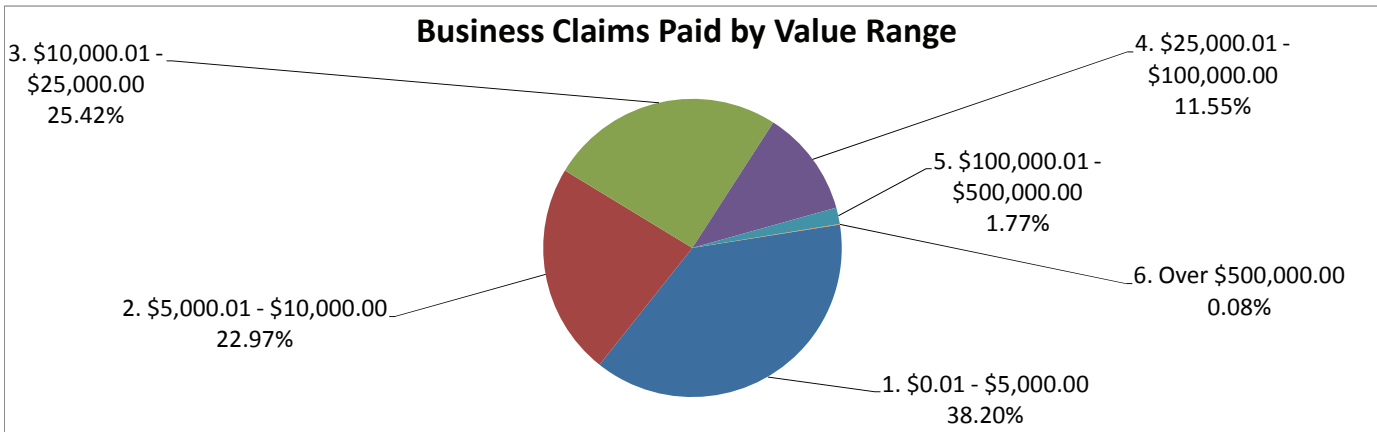
Claims by Amount	No. of Claims Paid	Amount Paid
1. \$0.01 - \$5,000.00	5401	\$ 14,762,256.50
2. \$5,000.01 - \$10,000.00	5156	\$ 38,471,900.00
3. \$10,000.01 - \$25,000.00	5591	\$ 85,311,065.00
4. \$25,000.01 - \$100,000.00	966	\$ 35,682,563.38
5. \$100,000.01 - \$500,000.00	12	\$ 1,470,500.00
6. Over \$500,000.00	0	\$ -
Total to Date	17,126	\$ 175,698,284.88



GCCF Program Statistics - Overall Summary
(as of September 23, 2010, 5:05 PM ET)

Business Claims by Amount
(Claimants may have more than one Claim Type)

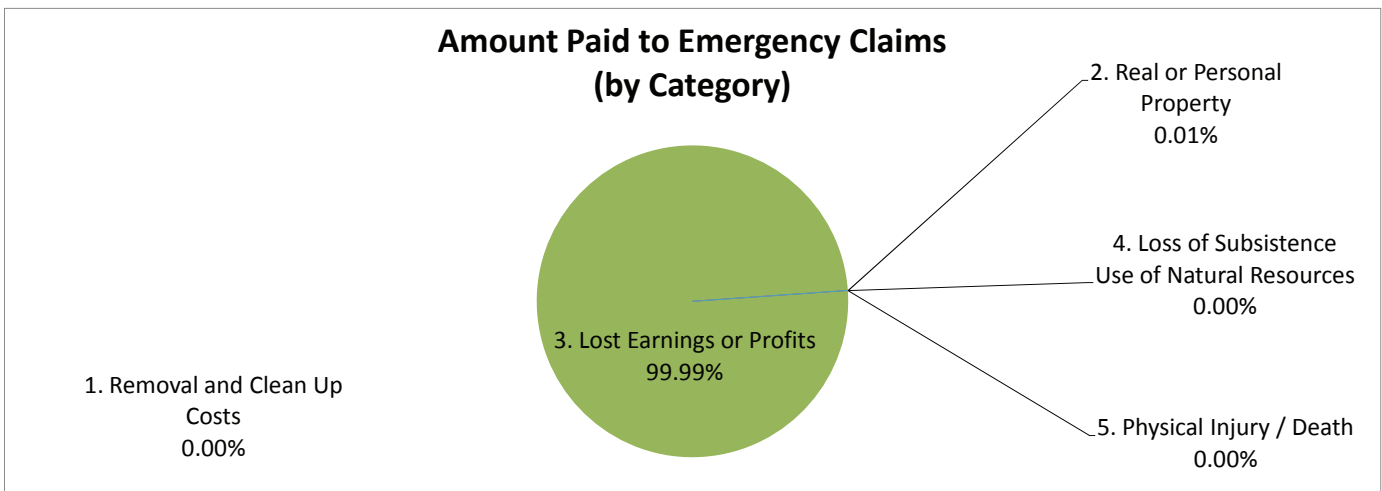
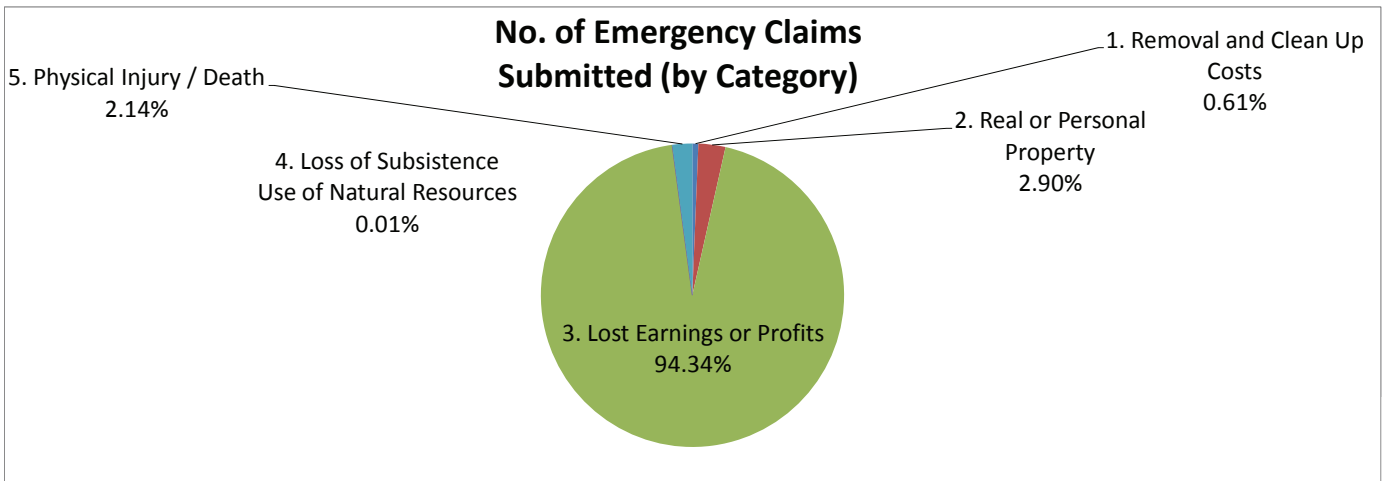
Claims by Amount	No. of Claims Paid	Amount Paid
1. \$0.01 - \$5,000.00	3724	\$ 9,342,400.00
2. \$5,000.01 - \$10,000.00	2239	\$ 16,474,600.00
3. \$10,000.01 - \$25,000.00	2478	\$ 40,467,700.00
4. \$25,000.01 - \$100,000.00	1126	\$ 50,615,800.00
5. \$100,000.01 - \$500,000.00	173	\$ 29,165,100.00
6. Over \$500,000.00	8	\$ 22,995,600.00
Total to Date	9,748	\$ 169,061,200.00



GCCF Program Statistics - Overall Summary
(as of September 23, 2010, 5:05 PM ET)

Emergency Advance Claim Counts by Category
(Claimants may have more than one Claim Type)

Claims for Emergency Advance Payment	Claims Submitted	No. of Claims Paid	Amount Paid
1. Removal and Clean Up Costs	406	0	\$ -
2. Real or Personal Property	1,944	2	\$ 35,163.38
3. Lost Earnings or Profits	63,149	26,864	\$ 344,710,615.00
4. Loss of Subsistence Use of Natural Resources	5	5	\$ 12,970.00
5. Physical Injury / Death	1,433	3	\$ 736.50
Total to Date	66,937	26,874	\$ 344,759,484.88




GCCCF Program Statistics - Overall Summary

(as of September 23, 2010, 5:05 PM ET)

Final Payment Claim Counts by Category

(Claimants may have more than one Claim Type)

Claims Seeking Final Payment	Claims Submitted	No. of Claims Paid	Amount Paid
1. Removal and Clean Up Costs	393	0	\$ -
2. Real or Personal Property	1,188	0	\$ -
3. Lost Earnings or Profits	3,437	0	\$ -
4. Loss of Subsistence Use of Natural Resources	0	0	\$ -
5. Physical Injury / Death	397	0	\$ -
Total to Date	5,415	0	\$ -



Amount Paid to Final Claims (by Category)

No data to chart yet

GCCF Program Statistics - Overall Summary

(as of September 23, 2010, 5:05 PM ET)

Claims by Category and Amount

(Claimants may have more than one Claim Type)

Claims by Category and Amount	No. of Claims Paid	Amount Paid
1. Removal and Clean Up Costs		
a. \$0.01 - \$5,000.00	0	\$ -
b. \$5,000.01 - \$10,000.00	0	\$ -
c. \$10,000.01 - \$25,000.00	0	\$ -
d. \$25,000.01 - \$100,000.00	0	\$ -
e. \$100,000.01 - \$500,000.00	0	\$ -
f. Over \$500,000.00	0	\$ -
Sub-Total to Date	0	\$ -
2. Real or Personal Property		
a. \$0.01 - \$5,000.00	0	\$ -
b. \$5,000.01 - \$10,000.00	1	\$ 8,600.00
c. \$10,000.01 - \$25,000.00	0	\$ -
d. \$25,000.01 - \$100,000.00	1	\$ 26,563.38
e. \$100,000.01 - \$500,000.00	0	\$ -
f. Over \$500,000.00	0	\$ -
Sub-Total to Date	2	\$ 35,163.38
3. Lost Earnings or Profits		
a. \$0.01 - \$5,000.00	9,117	\$ 24,090,950.00
b. \$5,000.01 - \$10,000.00	7,394	\$ 54,937,900.00
c. \$10,000.01 - \$25,000.00	8,069	\$ 125,778,765.00
d. \$25,000.01 - \$100,000.00	2,091	\$ 86,271,800.00
e. \$100,000.01 - \$500,000.00	185	\$ 30,635,600.00
f. Over \$500,000.00	8	\$ 22,995,600.00
Sub-Total to Date	26,864	\$ 344,710,615.00

GCCF Program Statistics - Overall Summary (as of September 23, 2010, 5:05 PM ET)

Claims by Category and Amount (Claimants may have more than one Claim Type)

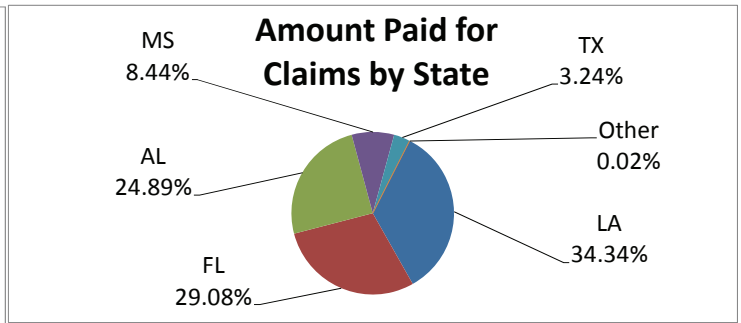
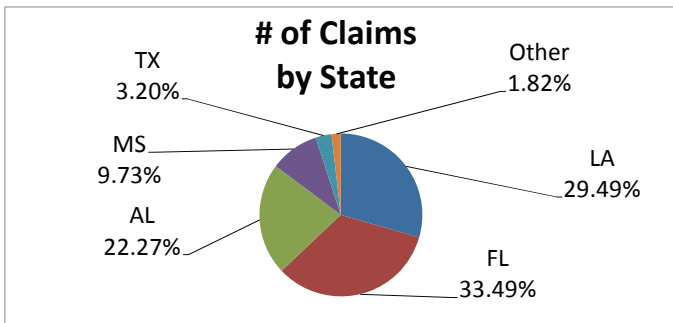
Claims by Category and Amount	No. of Claims Paid	Amount Paid
4. Loss of Subsistence Use of Natural Resources		
a. \$0.01 - \$5,000.00	5	\$ 12,970.00
b. \$5,000.01 - \$10,000.00	0	\$ -
c. \$10,000.01 - \$25,000.00	0	\$ -
d. \$25,000.01 - \$100,000.00	0	\$ -
e. \$100,000.01 - \$500,000.00	0	\$ -
f. Over \$500,000.00	0	\$ -
Sub-Total to Date	5	\$ 12,970.00
5. Physical Injury / Death		
a. \$0.01 - \$5,000.00	3	\$ 736.50
b. \$5,000.01 - \$10,000.00	0	\$ -
c. \$10,000.01 - \$25,000.00	0	\$ -
d. \$25,000.01 - \$100,000.00	0	\$ -
e. \$100,000.01 - \$500,000.00	0	\$ -
f. Over \$500,000.00	0	\$ -
Sub-Total to Date	3	\$ 736.50
6. Other Claims		
a. \$0.01 - \$5,000.00	0	\$ -
b. \$5,000.01 - \$10,000.00	0	\$ -
c. \$10,000.01 - \$25,000.00	0	\$ -
d. \$25,000.01 - \$100,000.00	0	\$ -
e. \$100,000.01 - \$500,000.00	0	\$ -
f. Over \$500,000.00	0	\$ -
Sub-Total to Date	0	\$ -
Total to Date	26,874	\$ 344,759,484.88

GCCF Program Statistics - Overall Summary
(as of September 23, 2010, 5:05 PM ET)

Claims by State

(Claimants may have more than one Claim Type)

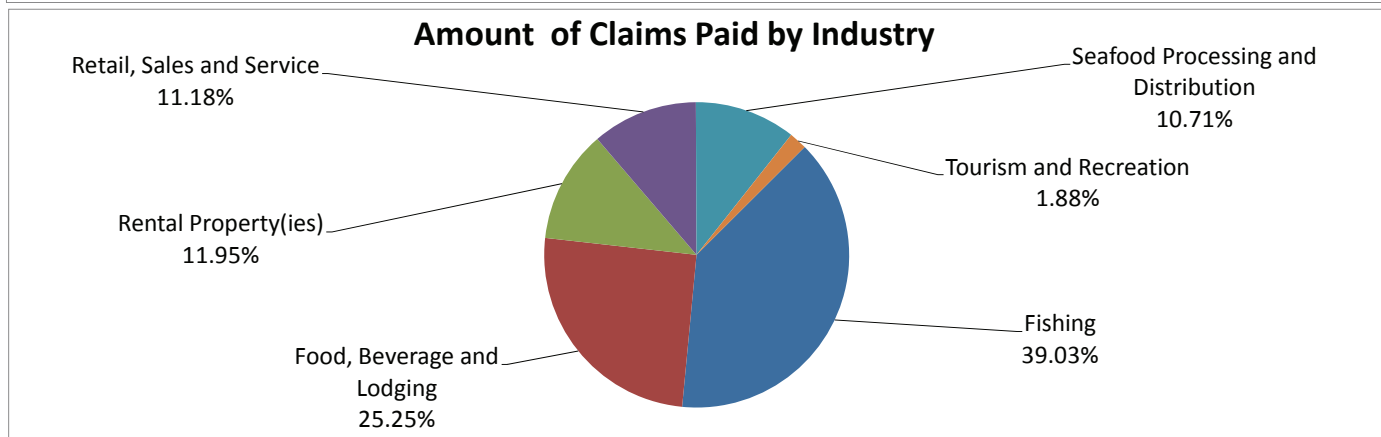
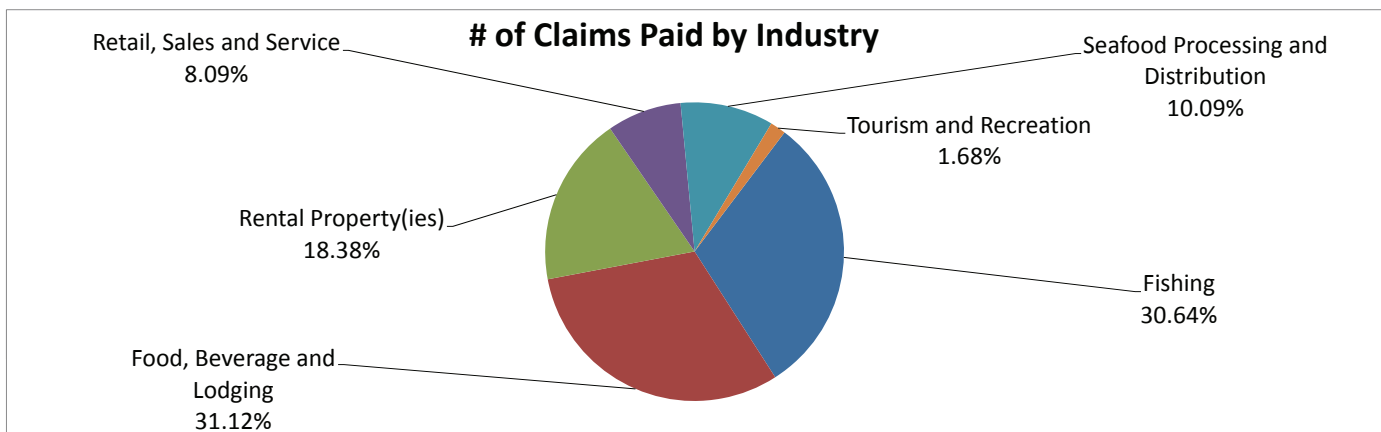
Claim State of Origin	Claims Submitted	No. of Claims Paid	Amount Paid
Louisiana	21,336	6,976	\$ 118,379,650.00
Florida	24,228	9,652	\$ 100,253,700.00
Alabama	16,116	7,282	\$ 85,802,998.38
Mississippi	7,040	2,227	\$ 29,095,536.50
Texas	2,317	733	\$ 11,168,200.00
Others	1,315	4	\$ 59,400.00
Total to Date	72,352	26,874	\$ 344,759,484.88



GCCCF Program Statistics - Overall Summary (as of September 23, 2010, 5:05 PM ET)

Lost Earnings or Profits Claims Paid by Industry (Claimants may have more than one Claim Type)

Claims by Amount	No. of Claims Paid	Amount Paid
Fishing	8232	\$ 134,545,600.00
Food, Beverage and Lodging	8361	\$ 87,045,900.00
Rental Property(ies)	4938	\$ 41,186,000.00
Retail, Sales and Service	2173	\$ 38,544,300.00
Seafood Processing and Distribution	2710	\$ 36,906,815.00
Tourism and Recreation	450	\$ 6,482,000.00
Total to Date	26,864	\$ 344,710,615.00



GCCCF Program Statistics - Overall Summary

(as of September 23, 2010, 5:05 PM ET)

Claims Paid by County / Parish

(Claimants may have more than one Claim Type)

County/Parish	State	No. of Claims Paid	Amount Paid
Baldwin	Alabama	4,786	\$ 57,502,233.38
Butler	Alabama	2	\$ 14,600.00
Calhoun	Alabama	1	\$ 2,200.00
Chilton	Alabama	1	\$ 19,000.00
Clarke	Alabama	5	\$ 15,700.00
Colbert	Alabama	1	\$ 4,000.00
Covington	Alabama	5	\$ 123,000.00
Crenshaw	Alabama	1	\$ 4,000.00
Cullman	Alabama	2	\$ 4,900.00
Elmore	Alabama	1	\$ 1,000.00
Escambia	Alabama	6	\$ 34,300.00
Etowah	Alabama	3	\$ 13,500.00
Franklin	Alabama	2	\$ 5,800.00
Hale	Alabama	1	\$ 1,800.00
Houston	Alabama	2	\$ 9,800.00
Jackson	Alabama	1	\$ 4,700.00
Jefferson	Alabama	13	\$ 57,500.00
Lauderdale	Alabama	1	\$ 5,800.00
Lawrence	Alabama	1	\$ 1,400.00
Lee	Alabama	1	\$ 1,300.00
Limestone	Alabama	2	\$ 15,700.00
Madison	Alabama	6	\$ 44,700.00
Marengo	Alabama	1	\$ 4,600.00
Marshall	Alabama	1	\$ 1,800.00
Mobile	Alabama	2,127	\$ 24,272,865.00
Monroe	Alabama	16	\$ 192,000.00
Montgomery	Alabama	4	\$ 35,900.00
Morgan	Alabama	3	\$ 10,100.00
Randolph	Alabama	1	\$ 2,500.00
St. Clair	Alabama	2	\$ 42,700.00
Shelby	Alabama	9	\$ 53,300.00
Sumter	Alabama	1	\$ 4,300.00
Talladega	Alabama	2	\$ 5,800.00
Tallapoosa	Alabama	1	\$ 1,000.00
Tuscaloosa	Alabama	9	\$ 39,100.00
Walker	Alabama	2	\$ 11,300.00
Washington	Alabama	1	\$ 1,400.00
Wilcox	Alabama	5	\$ 61,300.00
Claimant did not provide; GCCF Researching	Alabama	253	\$ 3,176,100.00
Alachua	Florida	5	\$ 32,500.00
Bay	Florida	1,704	\$ 16,772,500.00
Brevard	Florida	2	\$ 57,000.00
Broward	Florida	9	\$ 155,300.00
Calhoun	Florida	5	\$ 39,700.00
Charlotte	Florida	5	\$ 50,200.00
Citrus	Florida	49	\$ 453,900.00
Collier	Florida	32	\$ 684,900.00

GCCF Program Statistics - Overall Summary
(as of September 23, 2010, 5:05 PM ET)

Claims Paid by County / Parish (continued)
(Claimants may have more than one Claim Type)

County/Parish	State	No. of Claims Paid	Amount Paid
Columbia	Florida	1	\$ 15,400.00
Dixie	Florida	12	\$ 191,900.00
Duval	Florida	10	\$ 249,300.00
Escambia	Florida	1,584	\$ 16,020,300.00
Franklin	Florida	531	\$ 4,172,900.00
Gadsden	Florida	2	\$ 34,900.00
Gulf	Florida	148	\$ 1,640,700.00
Hernando	Florida	28	\$ 473,800.00
Hillsborough	Florida	40	\$ 578,400.00
Holmes	Florida	12	\$ 101,800.00
Indian River	Florida	1	\$ 47,200.00
Jackson	Florida	3	\$ 23,500.00
Jefferson	Florida	7	\$ 45,100.00
Lake	Florida	3	\$ 17,800.00
Lee	Florida	27	\$ 373,700.00
Leon	Florida	12	\$ 56,900.00
Levy	Florida	39	\$ 576,400.00
Liberty	Florida	7	\$ 53,800.00
Madison	Florida	1	\$ 2,100.00
Manatee	Florida	16	\$ 255,600.00
Marion	Florida	2	\$ 25,500.00
Miami-Dade	Florida	8	\$ 114,400.00
Monroe	Florida	69	\$ 1,699,600.00
Nassau	Florida	1	\$ 13,100.00
Okaloosa	Florida	2,738	\$ 27,325,100.00
Orange	Florida	7	\$ 55,100.00
Palm Beach	Florida	6	\$ 184,200.00
Pasco	Florida	62	\$ 802,100.00
Pinellas	Florida	119	\$ 2,181,100.00
Polk	Florida	3	\$ 14,100.00
Putnam	Florida	1	\$ 18,400.00
St. Johns	Florida	6	\$ 107,000.00
St. Lucie	Florida	1	\$ 34,300.00
Santa Rosa	Florida	812	\$ 8,531,800.00
Sarasota	Florida	6	\$ 99,600.00
Sumter	Florida	1	\$ 3,400.00
Taylor	Florida	14	\$ 216,100.00
Volusia	Florida	4	\$ 127,300.00
Wakulla	Florida	154	\$ 1,660,700.00
Walton	Florida	1,070	\$ 10,986,000.00
Washington	Florida	15	\$ 213,600.00
Claimant did not provide; GCCF Researching	Florida	258	\$ 2,663,700.00

GCCF Program Statistics - Overall Summary (as of September 23, 2010, 5:05 PM ET)

Claims Paid by County / Parish (continued) (Claimants may have more than one Claim Type)

County/Parish	State	No. of Claims Paid	Amount Paid
Bryan	Georgia	1	\$ 14,300.00
Cobb	Georgia	1	\$ 20,000.00
Acadia	Louisiana	3	\$ 25,800.00
Ascension	Louisiana	11	\$ 195,700.00
Assumption	Louisiana	19	\$ 282,500.00
Avoyelles	Louisiana	3	\$ 90,800.00
Beauregard	Louisiana	2	\$ 22,200.00
Calcasieu	Louisiana	61	\$ 770,800.00
Cameron	Louisiana	101	\$ 1,321,000.00
Concordia	Louisiana	1	\$ 3,200.00
E. Baton Rouge	Louisiana	31	\$ 337,200.00
E. Feliciana	Louisiana	2	\$ 5,900.00
Evangeline	Louisiana	2	\$ 47,900.00
Franklin	Louisiana	2	\$ 26,000.00
Iberia	Louisiana	145	\$ 2,397,700.00
Iberville	Louisiana	7	\$ 110,100.00
Jackson	Louisiana	1	\$ 3,900.00
Jefferson	Louisiana	1,172	\$ 17,275,800.00
Jefferson Davis	Louisiana	3	\$ 20,500.00
Lafayette	Louisiana	73	\$ 1,465,100.00
Lafourche	Louisiana	575	\$ 7,951,600.00
Livingston	Louisiana	11	\$ 66,800.00
Natchitoches	Louisiana	1	\$ 32,400.00
Orleans	Louisiana	1,002	\$ 13,808,300.00
Ouachita	Louisiana	3	\$ 3,700.00
Plaquemines	Louisiana	717	\$ 29,194,200.00
Pointe Coupee	Louisiana	1	\$ 9,700.00
Rapides	Louisiana	4	\$ 175,800.00
St. Bernard	Louisiana	408	\$ 7,406,500.00
St. Charles	Louisiana	96	\$ 1,342,500.00
St. Helena	Louisiana	1	\$ 31,700.00
St. James	Louisiana	6	\$ 118,800.00
St. John the Baptist	Louisiana	14	\$ 177,200.00
St. Landry	Louisiana	4	\$ 26,300.00
St. Martin	Louisiana	37	\$ 325,850.00
St. Mary	Louisiana	237	\$ 3,752,800.00
St. Tammany	Louisiana	247	\$ 4,226,200.00
Tangipahoa	Louisiana	59	\$ 615,600.00
Terrebonne	Louisiana	1,304	\$ 16,277,600.00
Vermilion	Louisiana	370	\$ 5,238,000.00
Vernon	Louisiana	1	\$ 14,000.00
Washington	Louisiana	5	\$ 99,600.00
Claimant did not provide; GCCF Researching	Louisiana	234	\$ 3,082,400.00

GCCF Program Statistics - Overall Summary
(as of September 23, 2010, 5:05 PM ET)

Claims Paid by County / Parish (continued)
(Claimants may have more than one Claim Type)

County/Parish	State	No. of Claims Paid	Amount Paid
Baltimore	Maryland	1	\$ 20,200.00
Amite	Mississippi	1	\$ 11,100.00
DeSoto	Mississippi	1	\$ 6,800.00
Forrest	Mississippi	7	\$ 56,200.00
George	Mississippi	16	\$ 240,900.00
Greene	Mississippi	2	\$ 11,700.00
Hancock	Mississippi	282	\$ 3,426,700.00
Harrison	Mississippi	1,243	\$ 15,462,336.50
Hinds	Mississippi	3	\$ 21,400.00
Holmes	Mississippi	1	\$ 9,600.00
Jackson	Mississippi	485	\$ 7,564,500.00
Lafayette	Mississippi	1	\$ 12,100.00
Lamar	Mississippi	4	\$ 134,400.00
Lauderdale	Mississippi	2	\$ 9,400.00
Lincoln	Mississippi	2	\$ 10,900.00
Madison	Mississippi	3	\$ 37,000.00
Marion	Mississippi	5	\$ 129,600.00
Monroe	Mississippi	2	\$ 16,500.00
Oktibbeha	Mississippi	1	\$ 6,400.00
Pearl River	Mississippi	17	\$ 196,000.00
Perry	Mississippi	4	\$ 48,000.00
Pike	Mississippi	3	\$ 32,100.00
Rankin	Mississippi	2	\$ 7,500.00
Simpson	Mississippi	1	\$ 11,200.00
Stone	Mississippi	14	\$ 157,400.00
Claimant did not provide; GCCF Researching	Mississippi	125	\$ 1,475,800.00

GCCF Program Statistics - Overall Summary
(as of September 23, 2010, 5:05 PM ET)

Claims Paid by County / Parish (continued)
(Claimants may have more than one Claim Type)

County/Parish	State	No. of Claims Paid	Amount Paid
Aransas	Texas	3	\$ 93,300.00
Bexar	Texas	2	\$ 36,400.00
Brazoria	Texas	11	\$ 339,800.00
Brazos	Texas	1	\$ 11,400.00
Calhoun	Texas	14	\$ 120,400.00
Cameron	Texas	11	\$ 102,100.00
Chambers	Texas	6	\$ 261,800.00
Collin	Texas	1	\$ 8,000.00
Comal	Texas	1	\$ 35,900.00
Dallas	Texas	3	\$ 38,200.00
Fort Bend	Texas	11	\$ 120,600.00
Galveston	Texas	209	\$ 3,069,700.00
Gregg	Texas	1	\$ 4,000.00
Hardin	Texas	1	\$ 5,100.00
Harris	Texas	160	\$ 2,233,800.00
Harrison	Texas	1	\$ 2,500.00
Houston	Texas	1	\$ 3,500.00
Jackson	Texas	1	\$ 15,500.00
Jefferson	Texas	146	\$ 2,154,500.00
Lubbock	Texas	1	\$ 2,400.00
Matagorda	Texas	29	\$ 348,900.00
Montgomery	Texas	1	\$ 31,200.00
Nacogdoches	Texas	1	\$ 24,000.00
Nueces	Texas	3	\$ 22,200.00
Orange	Texas	9	\$ 248,400.00
San Patricio	Texas	1	\$ 39,100.00
Tarrant	Texas	4	\$ 104,400.00
Travis	Texas	5	\$ 81,600.00
Victoria	Texas	1	\$ 10,500.00
Claimant did not provide; GCCF Researching	Texas	94	\$ 1,599,000.00
Northumberland	Virginia	1	\$ 4,900.00
Total to Date		26,874	\$ 344,759,484.88