

GCCF Program Statistics - Overall Summary (as of September 22, 2010, 5:05 PM ET)

Claimant Status	No. of Claimants
TOTAL GCCF Claimants to Date <i>(Claimants may have one or more Claim Type)</i>	71,262
1. Claimants Paid and Approved for Payment	26,448
2. Claimants Requiring Additional Information or Documentation	24,114
3. Ineligible Claimants	1,465
4. Denied Claimants	328
5. Claimants Under Review (Emergency Advance Payment)	16,463
6. Claimants Under Review (for Final Claim only)	2,444

Claimants <i>(Claimants may have one or more Claim Type)</i>	No. of Claimants
1. Individual*	47,333
2. Business*	23,929
<i>*Individual v. Business classification is subject to change.</i>	
Total to Date	71,262

Claims by Emergency Or Final Payment	No. of Claims Paid or Approved for Payment	No. of Claims Paid	Amount Paid
1. Emergency Advance Payment	26,572	24,824	\$ 314,771,301.34
2. Final Claim*	0	0	\$ -
<i>*Review underway to determine whether claimant intended to file Final Claim.</i>			
Sub-Total to Date	26,572	24,824	\$ 314,771,301.34

Separate Fund for Real Estate Brokers and Agents			\$ 34,500,000.00
Total to Date			\$ 349,271,301.34

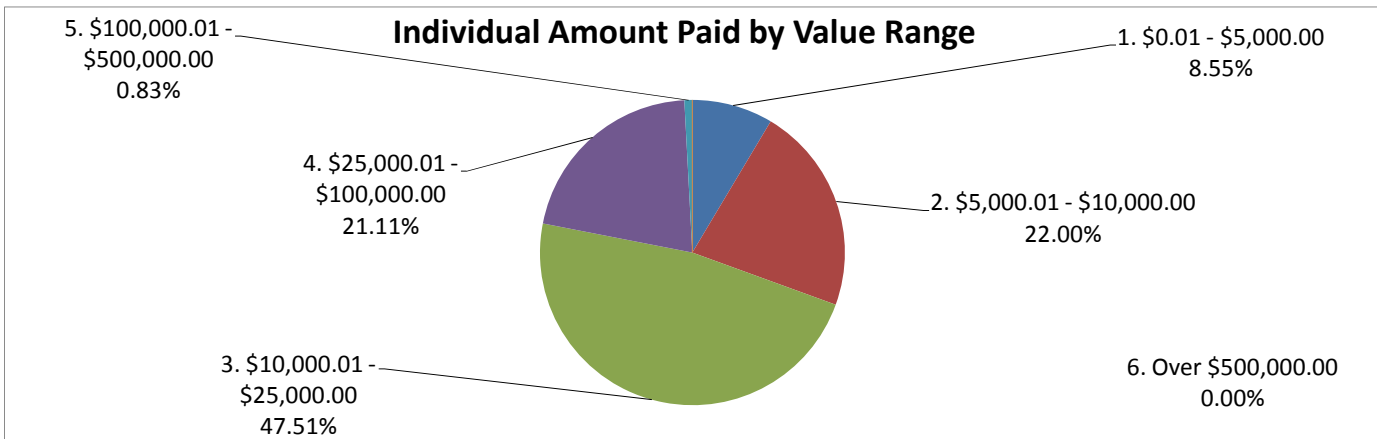
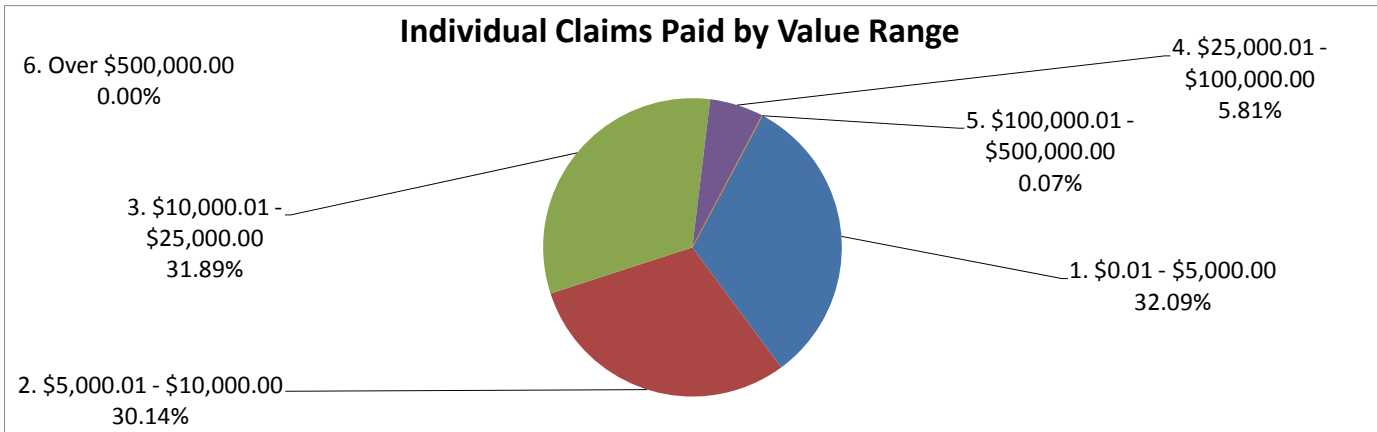
Claims by Category <i>(includes Individual and Business)</i>	No. of Claims Paid	Amount Paid
1. Removal and Clean Up Costs	0	\$ -
2. Real or Personal Property	2	\$ 35,163.38
3. Lost Earnings or Profits	24,814	\$ 314,722,431.46
4. Loss of Subsistence Use of Natural Resources	5	\$ 12,970.00
5. Physical Injury / Death	3	\$ 736.50
Total to Date	24,824	\$ 314,771,301.34

Claims by Type	No. of Claims Paid where Claimant Participated in BP Claims Process	No. of Claims Paid for new Claimants	Total Amount Paid
1. Individual	12,569	3,377	\$ 162,624,801.34
2. Business	7,101	1,777	\$ 152,146,500.00
Total to Date	19,670	5,154	\$ 314,771,301.34

GCCF Program Statistics - Overall Summary
(as of September 22, 2010, 5:05 PM ET)

Individual Claims by Amount
(Claimants may have more than one Claim Type)

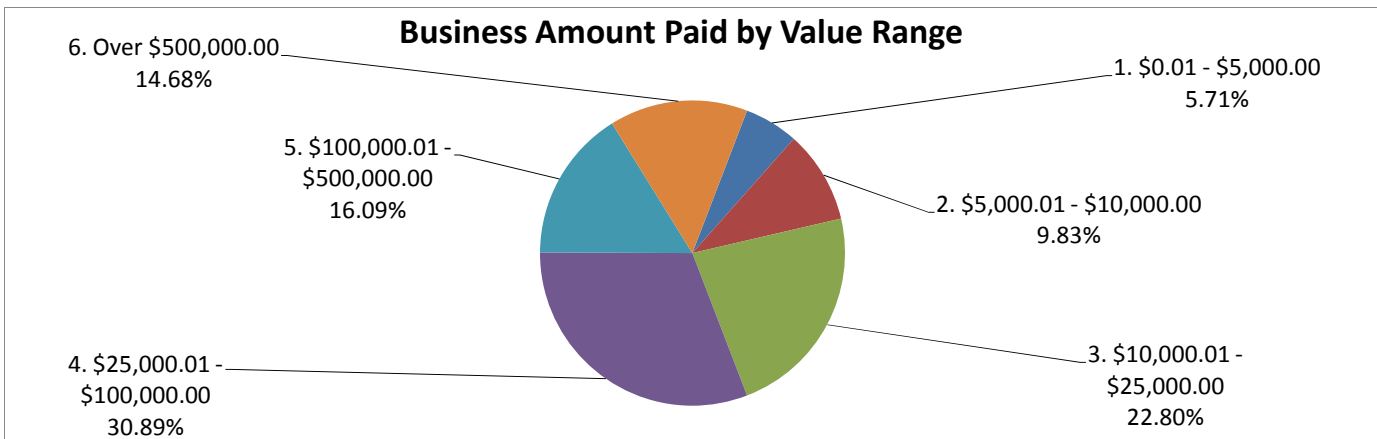
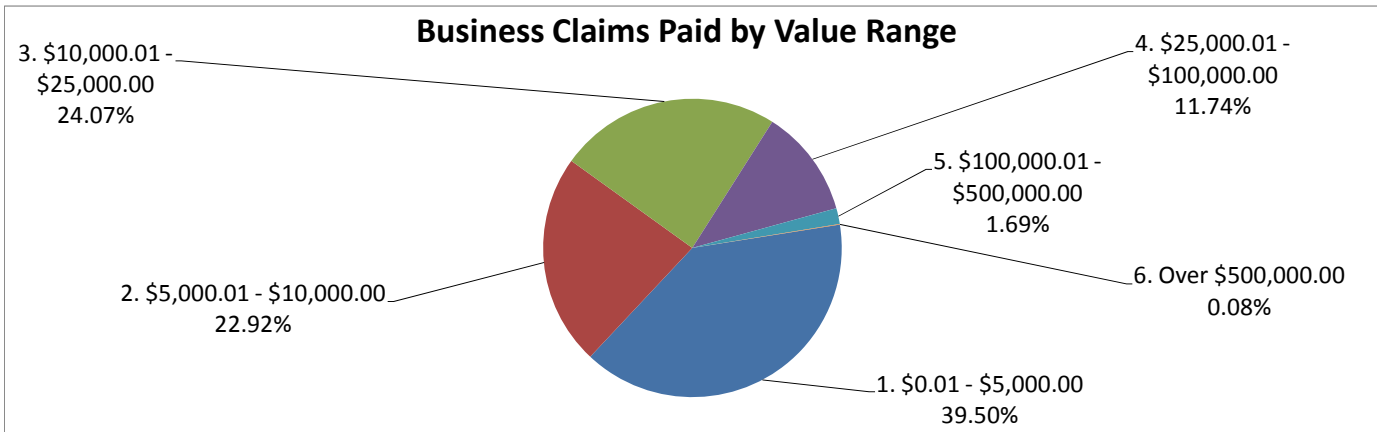
Claims by Amount	No. of Claims Paid	Amount Paid
1. \$0.01 - \$5,000.00	5117	\$ 13,906,556.50
2. \$5,000.01 - \$10,000.00	4806	\$ 35,782,400.00
3. \$10,000.01 - \$25,000.00	5085	\$ 77,256,581.46
4. \$25,000.01 - \$100,000.00	927	\$ 34,322,963.38
5. \$100,000.01 - \$500,000.00	11	\$ 1,356,300.00
6. Over \$500,000.00	0	\$ -
Total to Date	15,946	\$ 162,624,801.34



GCCF Program Statistics - Overall Summary
(as of September 22, 2010, 5:05 PM ET)

Business Claims by Amount
(Claimants may have more than one Claim Type)

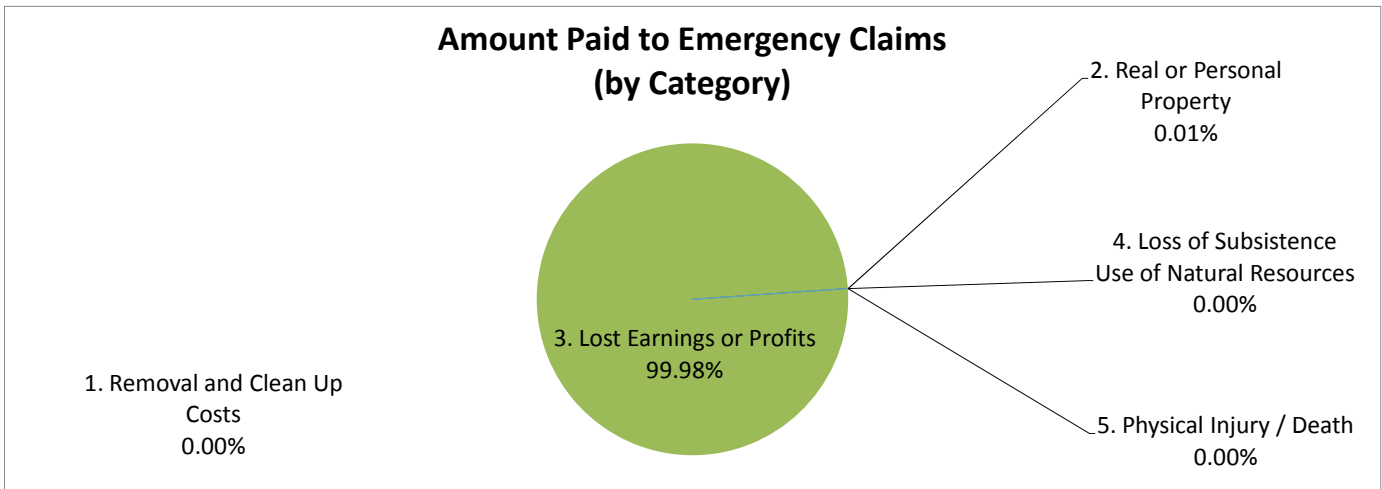
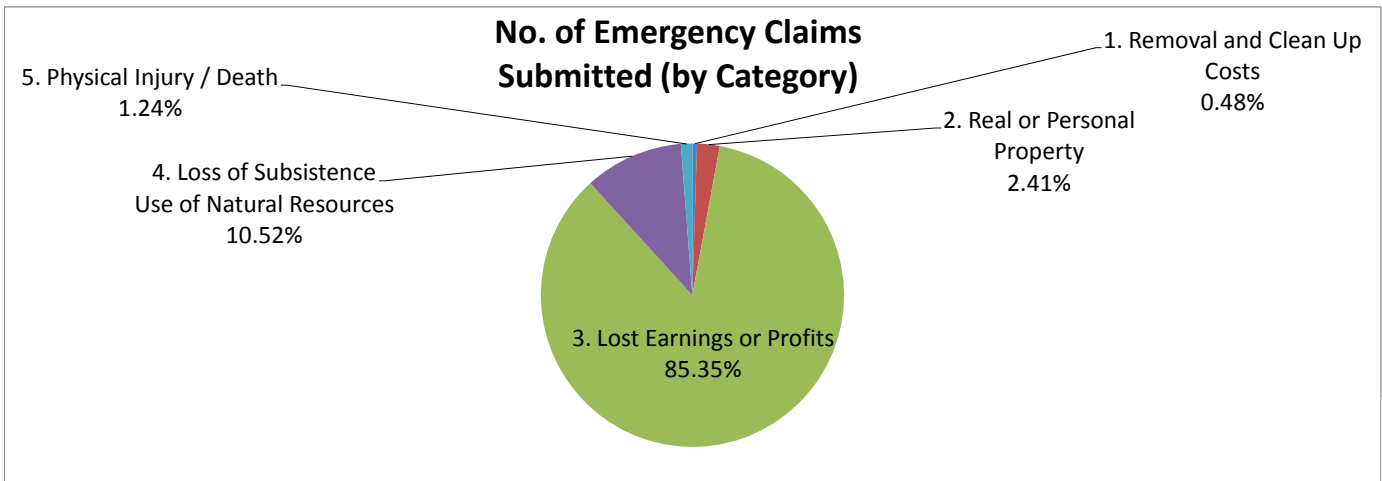
Claims by Amount	No. of Claims Paid	Amount Paid
1. \$0.01 - \$5,000.00	3507	\$ 8,687,000.00
2. \$5,000.01 - \$10,000.00	2035	\$ 14,952,100.00
3. \$10,000.01 - \$25,000.00	2137	\$ 34,686,800.00
4. \$25,000.01 - \$100,000.00	1042	\$ 46,998,000.00
5. \$100,000.01 - \$500,000.00	150	\$ 24,487,100.00
6. Over \$500,000.00	7	\$ 22,335,500.00
Total to Date	8,878	\$ 152,146,500.00



GCCF Program Statistics - Overall Summary
(as of September 22, 2010, 5:05 PM ET)

Emergency Advance Claim Counts by Category
(Claimants may have more than one Claim Type)

Claims for Emergency Advance Payment	Claims Submitted	No. of Claims Paid	Amount Paid
1. Removal and Clean Up Costs	337	0	\$ -
2. Real or Personal Property	1,699	2	\$ 35,163.38
3. Lost Earnings or Profits	60,121	24,814	\$ 314,722,431.46
4. Loss of Subsistence Use of Natural Resources	7,409	5	\$ 12,970.00
5. Physical Injury / Death	871	3	\$ 736.50
Total to Date	70,437	24,824	\$ 314,771,301.34




GCCCF Program Statistics - Overall Summary

(as of September 22, 2010, 5:05 PM ET)

Final Payment Claim Counts by Category

(Claimants may have more than one Claim Type)

Claims Seeking Final Payment	Claims Submitted	No. of Claims Paid	Amount Paid
1. Removal and Clean Up Costs	364	0	\$ -
2. Real or Personal Property	1,133	0	\$ -
3. Lost Earnings or Profits	3,273	0	\$ -
4. Loss of Subsistence Use of Natural Resources	1,332	0	\$ -
5. Physical Injury / Death	387	0	\$ -
Total to Date	6,489	0	\$ -



Amount Paid to Final Claims (by Category)

No data to chart yet

GCCF Program Statistics - Overall Summary (as of September 22, 2010, 5:05 PM ET)

Claims by Category and Amount (Claimants may have more than one Claim Type)

Claims by Category and Amount	No. of Claims Paid	Amount Paid
1. Removal and Clean Up Costs		
a. \$0.01 - \$5,000.00	0	\$ -
b. \$5,000.01 - \$10,000.00	0	\$ -
c. \$10,000.01 - \$25,000.00	0	\$ -
d. \$25,000.01 - \$100,000.00	0	\$ -
e. \$100,000.01 - \$500,000.00	0	\$ -
f. Over \$500,000.00	0	\$ -
Sub-Total to Date	0	\$ -
2. Real or Personal Property		
a. \$0.01 - \$5,000.00	0	\$ -
b. \$5,000.01 - \$10,000.00	1	\$ 8,600.00
c. \$10,000.01 - \$25,000.00	0	\$ -
d. \$25,000.01 - \$100,000.00	1	\$ 26,563.38
e. \$100,000.01 - \$500,000.00	0	\$ -
f. Over \$500,000.00	0	\$ -
Sub-Total to Date	2	\$ 35,163.38
3. Lost Earnings or Profits		
a. \$0.01 - \$5,000.00	8,616	\$ 22,579,850.00
b. \$5,000.01 - \$10,000.00	6,840	\$ 50,725,900.00
c. \$10,000.01 - \$25,000.00	7,222	\$ 111,943,381.46
d. \$25,000.01 - \$100,000.00	1,968	\$ 81,294,400.00
e. \$100,000.01 - \$500,000.00	161	\$ 25,843,400.00
f. Over \$500,000.00	7	\$ 22,335,500.00
Sub-Total to Date	24,814	\$ 314,722,431.46

GCCF Program Statistics - Overall Summary (as of September 22, 2010, 5:05 PM ET)

Claims by Category and Amount (Claimants may have more than one Claim Type)

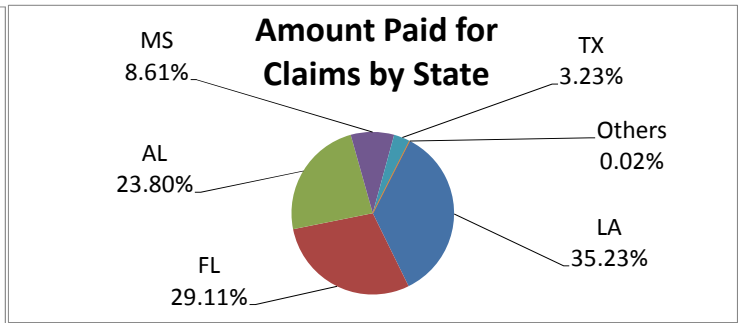
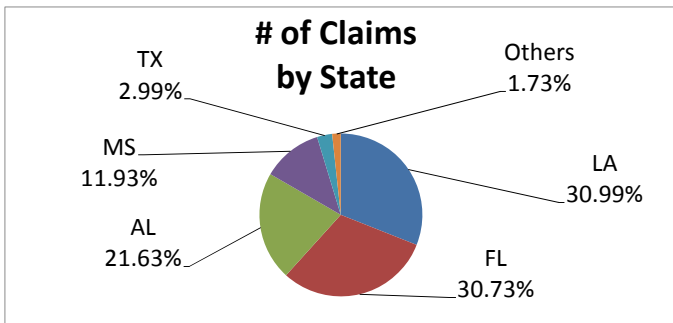
Claims by Category and Amount	No. of Claims Paid	Amount Paid
4. Loss of Subsistence Use of Natural Resources		
a. \$0.01 - \$5,000.00	5	\$ 12,970.00
b. \$5,000.01 - \$10,000.00	0	\$ -
c. \$10,000.01 - \$25,000.00	0	\$ -
d. \$25,000.01 - \$100,000.00	0	\$ -
e. \$100,000.01 - \$500,000.00	0	\$ -
f. Over \$500,000.00	0	\$ -
Sub-Total to Date	5	\$ 12,970.00
5. Physical Injury / Death		
a. \$0.01 - \$5,000.00	3	\$ 736.50
b. \$5,000.01 - \$10,000.00	0	\$ -
c. \$10,000.01 - \$25,000.00	0	\$ -
d. \$25,000.01 - \$100,000.00	0	\$ -
e. \$100,000.01 - \$500,000.00	0	\$ -
f. Over \$500,000.00	0	\$ -
Sub-Total to Date	3	\$ 736.50
6. Other Claims		
a. \$0.01 - \$5,000.00	0	\$ -
b. \$5,000.01 - \$10,000.00	0	\$ -
c. \$10,000.01 - \$25,000.00	0	\$ -
d. \$25,000.01 - \$100,000.00	0	\$ -
e. \$100,000.01 - \$500,000.00	0	\$ -
f. Over \$500,000.00	0	\$ -
Sub-Total to Date	0	\$ -
Total to Date	24,824	\$ 314,771,301.34

GCCF Program Statistics - Overall Summary
(as of September 22, 2010, 5:05 PM ET)

Claims by State

(Claimants may have more than one Claim Type)

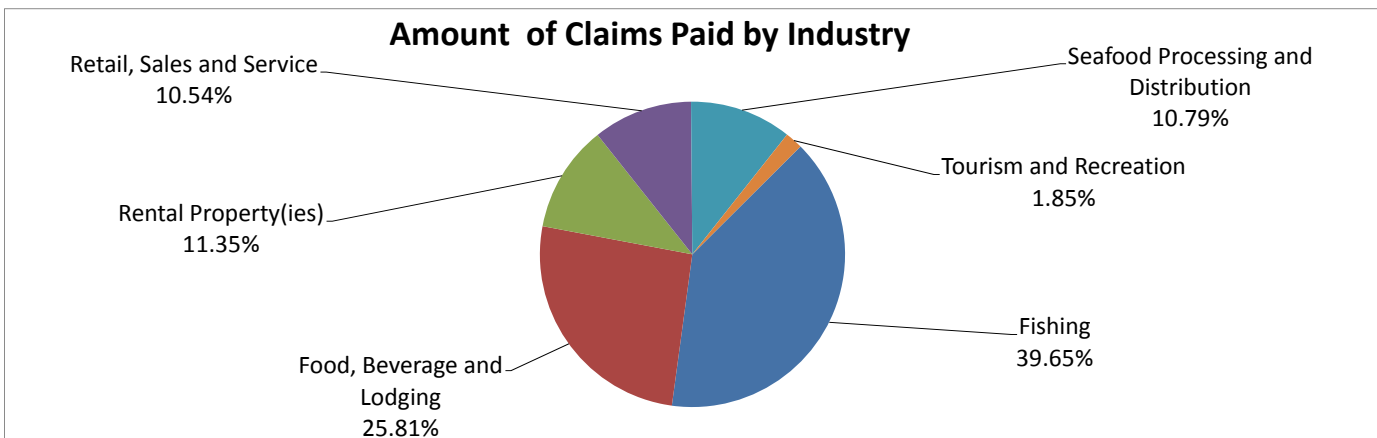
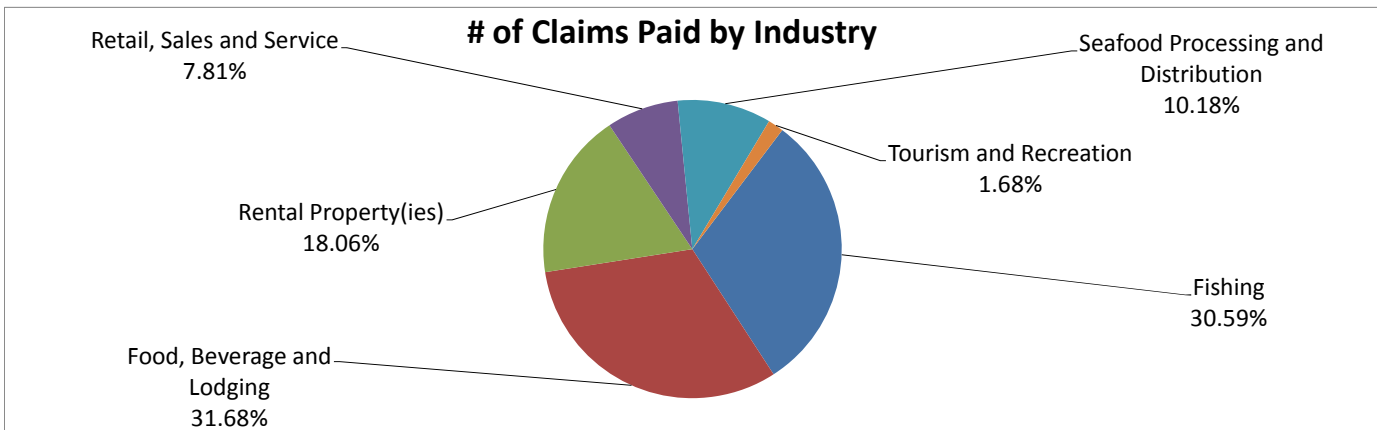
Claim State of Origin	Claims Submitted	No. of Claims Paid	Amount Paid
Louisiana	23,842	6,436	\$ 110,881,250.00
Florida	23,642	8,976	\$ 91,634,416.46
Alabama	16,642	6,639	\$ 74,904,498.38
Mississippi	9,175	2,077	\$ 27,116,236.50
Texas	2,297	692	\$ 10,175,500.00
Others	1,328	4	\$ 59,400.00
Total to Date	76,926	24,824	\$ 314,771,301.34



GCCCF Program Statistics - Overall Summary (as of September 22, 2010, 5:05 PM ET)

Lost Earnings or Profits Claims Paid by Industry (Claimants may have more than one Claim Type)

Claims by Amount	No. of Claims Paid	Amount Paid
Fishing	7590	\$ 124,798,000.00
Food, Beverage and Lodging	7861	\$ 81,240,016.46
Rental Property(ies)	4482	\$ 35,720,200.00
Retail, Sales and Service	1937	\$ 33,165,700.00
Seafood Processing and Distribution	2527	\$ 33,965,715.00
Tourism and Recreation	417	\$ 5,832,800.00
Total to Date	24,814	\$ 314,722,431.46



GCCF Program Statistics - Overall Summary (as of September 22, 2010, 5:05 PM ET)

Claims Paid by County / Parish (Claimants may have more than one Claim Type)

County/Parish	State	No. of Claims Paid	Amount Paid
Baldwin	Alabama	4,436	\$ 50,523,233.38
Calhoun	Alabama	1	\$ 2,200.00
Chilton	Alabama	1	\$ 19,000.00
Clarke	Alabama	5	\$ 15,700.00
Colbert	Alabama	1	\$ 4,000.00
Covington	Alabama	5	\$ 123,000.00
Cullman	Alabama	2	\$ 4,900.00
Elmore	Alabama	1	\$ 1,000.00
Escambia	Alabama	6	\$ 34,300.00
Etowah	Alabama	3	\$ 13,500.00
Franklin	Alabama	2	\$ 5,800.00
Houston	Alabama	2	\$ 9,800.00
Jackson	Alabama	1	\$ 4,700.00
Jefferson	Alabama	13	\$ 57,500.00
Lauderdale	Alabama	1	\$ 5,800.00
Lawrence	Alabama	1	\$ 1,400.00
Lee	Alabama	1	\$ 1,300.00
Limestone	Alabama	2	\$ 15,700.00
Madison	Alabama	6	\$ 44,700.00
Marengo	Alabama	1	\$ 4,600.00
Marshall	Alabama	1	\$ 1,800.00
Mobile	Alabama	1,945	\$ 21,557,065.00
Monroe	Alabama	16	\$ 192,000.00
Montgomery	Alabama	4	\$ 35,900.00
Morgan	Alabama	3	\$ 10,100.00
Randolph	Alabama	1	\$ 2,500.00
St. Clair	Alabama	2	\$ 42,700.00
Shelby	Alabama	9	\$ 53,300.00
Sumter	Alabama	1	\$ 4,300.00
Talladega	Alabama	1	\$ 3,400.00
Tallapoosa	Alabama	1	\$ 1,000.00
Tuscaloosa	Alabama	9	\$ 39,100.00
Walker	Alabama	2	\$ 11,300.00
Washington	Alabama	1	\$ 1,400.00
Wilcox	Alabama	5	\$ 61,300.00
Claimant did not provide; GCCF Researching	Alabama	147	\$ 1,995,200.00
Alachua	Florida	5	\$ 32,500.00
Bay	Florida	1,611	\$ 15,265,700.00
Brevard	Florida	1	\$ 51,000.00
Broward	Florida	8	\$ 136,000.00
Calhoun	Florida	4	\$ 36,700.00
Charlotte	Florida	5	\$ 50,200.00
Citrus	Florida	46	\$ 426,600.00
Collier	Florida	31	\$ 557,800.00
Columbia	Florida	1	\$ 15,400.00
Dixie	Florida	12	\$ 191,900.00
Duval	Florida	10	\$ 249,300.00

GCCCF Program Statistics - Overall Summary (as of September 22, 2010, 5:05 PM ET)

Claims Paid by County / Parish (continued) (Claimants may have more than one Claim Type)

County/Parish	State	No. of Claims Paid	Amount Paid
Escambia	Florida	1,510	\$ 15,006,400.00
Franklin	Florida	484	\$ 3,604,700.00
Gadsden	Florida	2	\$ 34,900.00
Gulf	Florida	142	\$ 1,523,500.00
Hernando	Florida	26	\$ 457,000.00
Hillsborough	Florida	36	\$ 544,100.00
Holmes	Florida	12	\$ 101,800.00
Indian River	Florida	1	\$ 47,200.00
Jackson	Florida	3	\$ 23,500.00
Jefferson	Florida	7	\$ 45,100.00
Lake	Florida	3	\$ 17,800.00
Lee	Florida	26	\$ 364,600.00
Leon	Florida	12	\$ 56,900.00
Levy	Florida	36	\$ 537,800.00
Liberty	Florida	7	\$ 53,800.00
Madison	Florida	1	\$ 2,100.00
Manatee	Florida	15	\$ 249,600.00
Marion	Florida	2	\$ 25,500.00
Miami-Dade	Florida	7	\$ 110,800.00
Monroe	Florida	63	\$ 1,430,600.00
Nassau	Florida	1	\$ 13,100.00
Okaloosa	Florida	2,590	\$ 25,487,100.00
Orange	Florida	7	\$ 55,100.00
Palm Beach	Florida	6	\$ 184,200.00
Pasco	Florida	57	\$ 750,700.00
Pinellas	Florida	113	\$ 2,123,300.00
Polk	Florida	3	\$ 14,100.00
Putnam	Florida	1	\$ 18,400.00
St. Johns	Florida	6	\$ 107,000.00
St. Lucie	Florida	1	\$ 34,300.00
Santa Rosa	Florida	758	\$ 7,936,016.46
Sarasota	Florida	6	\$ 99,600.00
Sumter	Florida	1	\$ 3,400.00
Taylor	Florida	11	\$ 163,700.00
Volusia	Florida	2	\$ 101,900.00
Wakulla	Florida	147	\$ 1,570,700.00
Walton	Florida	997	\$ 10,234,100.00
Washington	Florida	15	\$ 213,600.00
Claimant did not provide; GCCF Researching	Florida	125	\$ 1,273,300.00
Bryan	Georgia	1	\$ 14,300.00
Cobb	Georgia	1	\$ 20,000.00
Acadia	Louisiana	3	\$ 25,800.00
Ascension	Louisiana	10	\$ 189,700.00
Assumption	Louisiana	19	\$ 282,500.00
Avoyelles	Louisiana	2	\$ 57,700.00
Beauregard	Louisiana	2	\$ 22,200.00
Calcasieu	Louisiana	54	\$ 703,500.00

GCCCF Program Statistics - Overall Summary (as of September 22, 2010, 5:05 PM ET)

Claims Paid by County / Parish (continued) (Claimants may have more than one Claim Type)

County/Parish	State	No. of Claims Paid	Amount Paid
Cameron	Louisiana	98	\$ 1,281,500.00
Concordia	Louisiana	1	\$ 3,200.00
E. Baton Rouge	Louisiana	29	\$ 297,400.00
E. Feliciana	Louisiana	2	\$ 5,900.00
Evangeline	Louisiana	2	\$ 47,900.00
Franklin	Louisiana	2	\$ 26,000.00
Iberia	Louisiana	140	\$ 2,245,200.00
Iberville	Louisiana	6	\$ 95,100.00
Jackson	Louisiana	1	\$ 3,900.00
Jefferson	Louisiana	1,093	\$ 16,279,600.00
Jefferson Davis	Louisiana	3	\$ 20,500.00
Lafayette	Louisiana	69	\$ 1,405,700.00
Lafourche	Louisiana	541	\$ 7,347,000.00
Livingston	Louisiana	10	\$ 64,300.00
Natchitoches	Louisiana	1	\$ 32,400.00
Orleans	Louisiana	924	\$ 12,832,900.00
Ouachita	Louisiana	3	\$ 3,700.00
Plaquemines	Louisiana	665	\$ 28,301,400.00
Pointe Coupee	Louisiana	1	\$ 9,700.00
Rapides	Louisiana	4	\$ 175,800.00
St. Bernard	Louisiana	382	\$ 7,063,300.00
St. Charles	Louisiana	80	\$ 1,154,300.00
St. Helena	Louisiana	1	\$ 31,700.00
St. James	Louisiana	6	\$ 118,800.00
St. John the Baptist	Louisiana	12	\$ 149,600.00
St. Landry	Louisiana	4	\$ 26,300.00
St. Martin	Louisiana	35	\$ 304,450.00
St. Mary	Louisiana	220	\$ 3,518,400.00
St. Tammany	Louisiana	223	\$ 3,722,100.00
Tangipahoa	Louisiana	59	\$ 604,600.00
Terrebonne	Louisiana	1,222	\$ 15,357,800.00
Vermilion	Louisiana	334	\$ 4,750,200.00
Vernon	Louisiana	1	\$ 14,000.00
Washington	Louisiana	5	\$ 99,600.00
Claimant did not provide; GCCF Researching	Louisiana	167	\$ 2,205,600.00
Baltimore	Maryland	1	\$ 20,200.00
Amite	Mississippi	1	\$ 11,100.00
DeSoto	Mississippi	1	\$ 6,800.00
Forrest	Mississippi	6	\$ 40,500.00
George	Mississippi	14	\$ 227,100.00
Greene	Mississippi	2	\$ 11,700.00
Hancock	Mississippi	252	\$ 3,054,600.00
Harrison	Mississippi	1,177	\$ 14,717,636.50
Hinds	Mississippi	3	\$ 21,400.00
Holmes	Mississippi	1	\$ 9,600.00
Jackson	Mississippi	464	\$ 7,078,700.00

GCCCF Program Statistics - Overall Summary (as of September 22, 2010, 5:05 PM ET)

Claims Paid by County / Parish (continued) (Claimants may have more than one Claim Type)

County/Parish	State	No. of Claims Paid	Amount Paid
Lafayette	Mississippi	1	\$ 12,100.00
Lamar	Mississippi	4	\$ 134,400.00
Lauderdale	Mississippi	2	\$ 9,400.00
Lincoln	Mississippi	2	\$ 10,900.00
Madison	Mississippi	3	\$ 37,000.00
Marion	Mississippi	4	\$ 126,200.00
Monroe	Mississippi	2	\$ 16,500.00
Oktibbeha	Mississippi	1	\$ 6,400.00
Pearl River	Mississippi	16	\$ 190,000.00
Perry	Mississippi	4	\$ 48,000.00
Pike	Mississippi	3	\$ 32,100.00
Rankin	Mississippi	2	\$ 7,500.00
Simpson	Mississippi	1	\$ 11,200.00
Stone	Mississippi	13	\$ 144,100.00
Claimant did not provide; GCCF Researching	Mississippi	98	\$ 1,151,300.00
Aransas	Texas	2	\$ 87,500.00
Bexar	Texas	2	\$ 36,400.00
Brazoria	Texas	11	\$ 339,800.00
Brazos	Texas	1	\$ 11,400.00
Calhoun	Texas	14	\$ 120,400.00
Cameron	Texas	11	\$ 102,100.00
Chambers	Texas	6	\$ 261,800.00
Collin	Texas	1	\$ 8,000.00
Dallas	Texas	3	\$ 38,200.00
Fort Bend	Texas	10	\$ 102,600.00
Galveston	Texas	203	\$ 2,800,700.00
Gregg	Texas	1	\$ 4,000.00
Hardin	Texas	1	\$ 5,100.00
Harris	Texas	154	\$ 2,160,600.00
Harrison	Texas	1	\$ 2,500.00
Houston	Texas	1	\$ 3,500.00
Jackson	Texas	1	\$ 15,500.00
Jefferson	Texas	142	\$ 1,976,900.00
Lubbock	Texas	1	\$ 2,400.00
Matagorda	Texas	28	\$ 338,900.00
Montgomery	Texas	1	\$ 31,200.00
Nacogdoches	Texas	1	\$ 24,000.00
Nueces	Texas	3	\$ 22,200.00
Orange	Texas	8	\$ 230,400.00
Tarrant	Texas	4	\$ 104,400.00
Travis	Texas	4	\$ 62,700.00
Victoria	Texas	1	\$ 10,500.00
Claimant did not provide; GCCF Researching	Texas	76	\$ 1,271,800.00
Northumberland	Virginia	1	\$ 4,900.00
Total to Date		24,824	\$ 314,771,301.34