

## GCCF Program Statistics - Overall Summary (as of September 21, 2010, 5:05 PM ET)

Claimant Status	No. of Claimants
<b>TOTAL GCCF Claimants to Date</b> <i>(Claimants may have one or more Claim Type)</i>	<b>66,931</b>
1. Claimants Paid and Approved for Payment	24,426
2. Claimants Requiring Additional Information or Documentation	26,155
3. Ineligible Claimants	1,247
4. Denied Claimants	47
5. Claimants Under Review (Emergency Advance Payment)	12,756
6. Claimants Under Review (for Final Claim only)	2,300

Claimants <i>(Claimants may have one or more Claim Type)</i>	No. of Claimants
1. Individual*	43,494
2. Business*	23,437
<i>*Individual v. Business classification is subject to change.</i>	
<b>Total to Date</b>	<b>66,931</b>

Claims by Emergency Or Final Payment	No. of Claims Paid or Approved for Payment	No. of Claims Paid	Amount Paid
1. Emergency Advance Payment	24,528	23,448	\$ 293,821,201.34
2. Final Claim*	0	0	\$ -
<i>*Review underway to determine whether claimant intended to file Final Claim.</i>			
<b>Sub-Total to Date</b>	<b>24,528</b>	<b>23,448</b>	<b>\$ 293,821,201.34</b>

Separate Fund for Real Estate Brokers and Agents			\$ 34,500,000.00
<b>Total to Date</b>			<b>\$ 328,321,201.34</b>

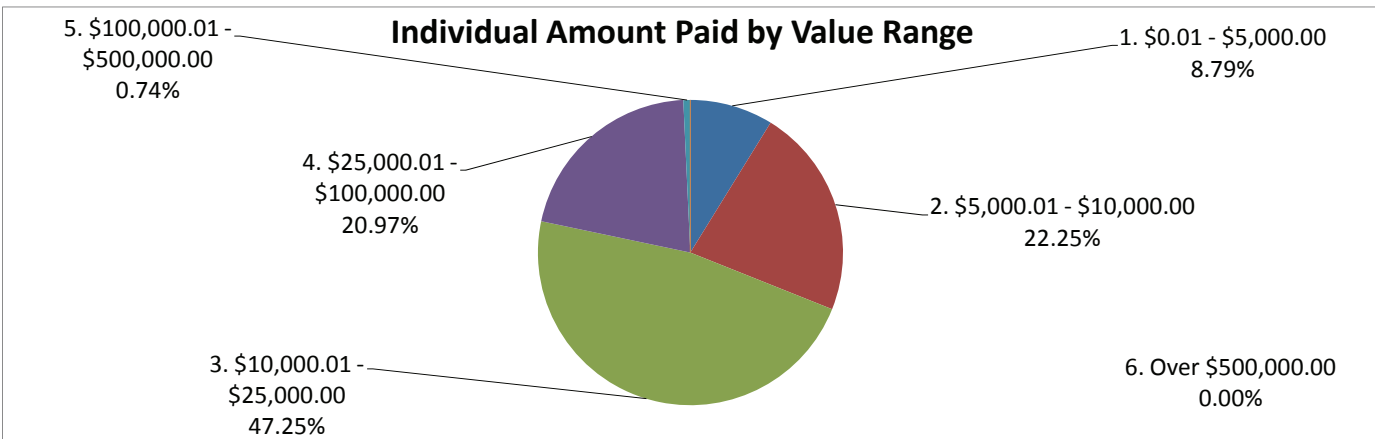
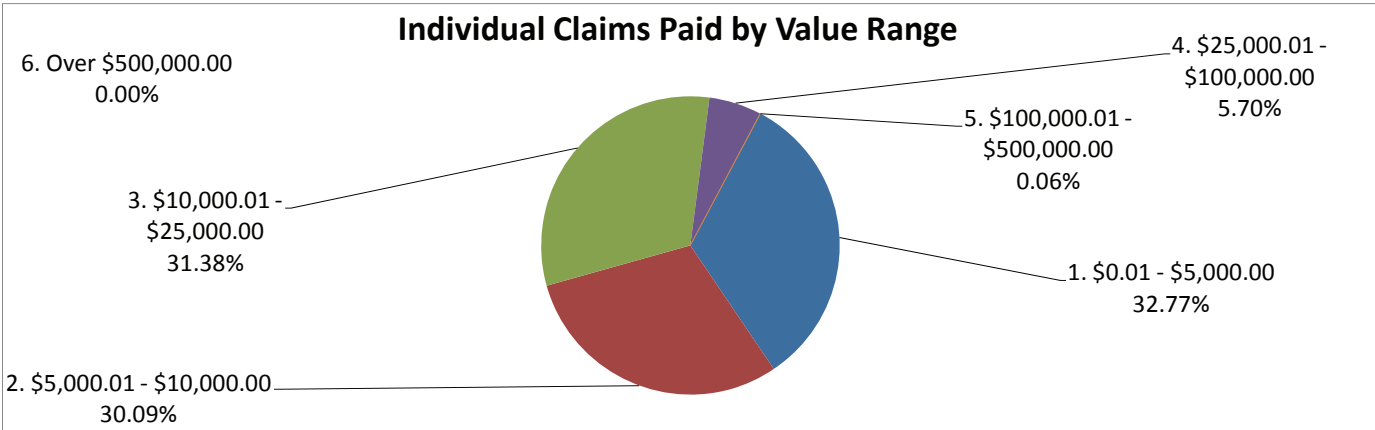
Claims by Category <i>(includes Individual and Business)</i>	No. of Claims Paid	Amount Paid
1. Removal and Clean Up Costs	0	\$ -
2. Real or Personal Property	2	\$ 35,163.38
3. Lost Earnings or Profits	23,438	\$ 293,772,331.46
4. Loss of Subsistence Use of Natural Resources	5	\$ 12,970.00
5. Physical Injury / Death	3	\$ 736.50
<b>Total to Date</b>	<b>23,448</b>	<b>\$ 293,821,201.34</b>

Claims by Type	No. of Claims Paid where Claimant Participated in BP Claims Process	No. of Claims Paid for new Claimants	Total Amount Paid
1. Individual	12,130	3,091	\$ 153,056,701.34
2. Business	6,532	1,695	\$ 140,764,500.00
<b>Total to Date</b>	<b>18,662</b>	<b>4,786</b>	<b>\$ 293,821,201.34</b>

**GCCF Program Statistics - Overall Summary**  
(as of September 21, 2010, 5:05 PM ET)

**Individual Claims by Amount**  
(Claimants may have more than one Claim Type)

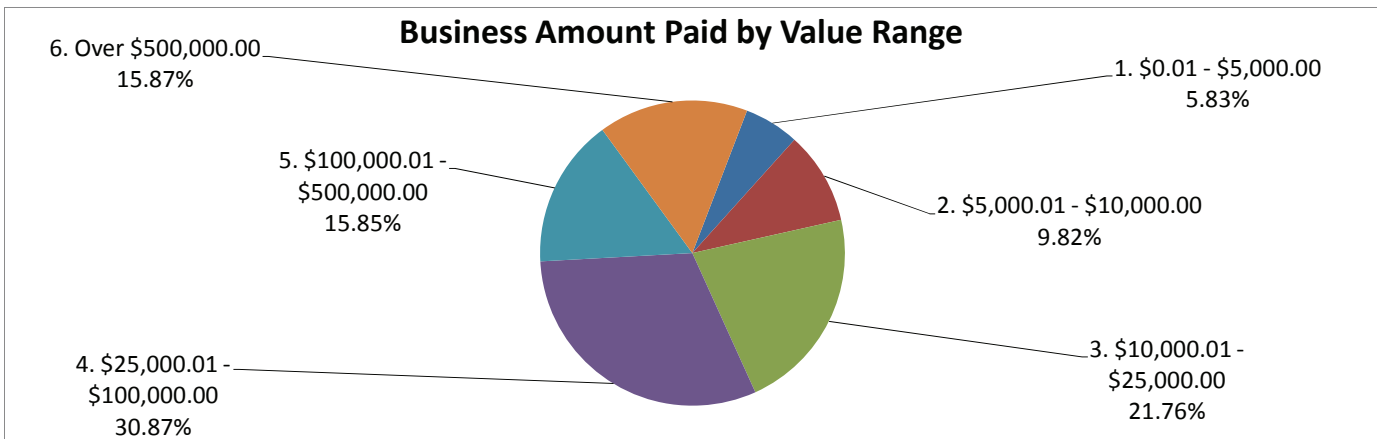
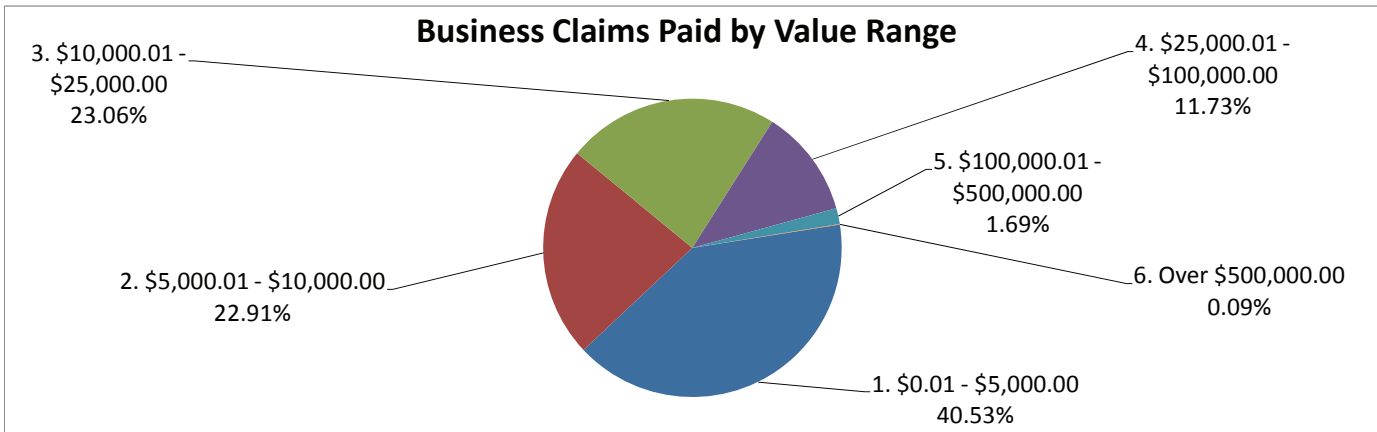
Claims by Amount	No. of Claims Paid	Amount Paid
1. \$0.01 - \$5,000.00	4988	\$ 13,454,456.50
2. \$5,000.01 - \$10,000.00	4580	\$ 34,059,300.00
3. \$10,000.01 - \$25,000.00	4777	\$ 72,320,381.46
4. \$25,000.01 - \$100,000.00	867	\$ 32,092,463.38
5. \$100,000.01 - \$500,000.00	9	\$ 1,130,100.00
6. Over \$500,000.00	0	\$ -
<b>Total to Date</b>	<b>15,221</b>	<b>\$ 153,056,701.34</b>



**GCCF Program Statistics - Overall Summary**  
(as of September 21, 2010, 5:05 PM ET)

**Business Claims by Amount**  
(Claimants may have more than one Claim Type)

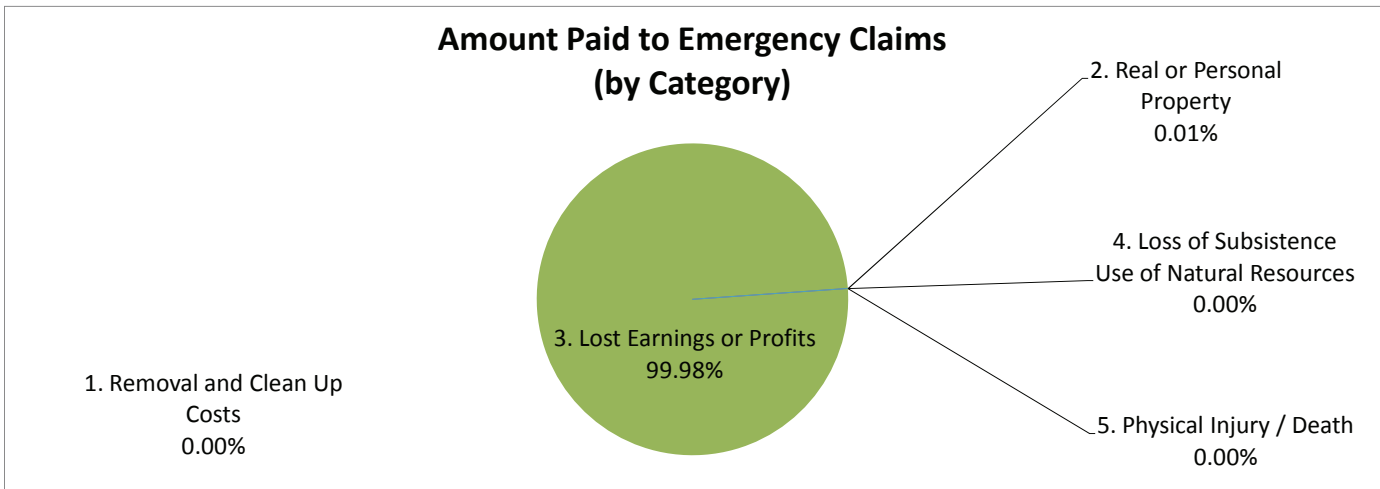
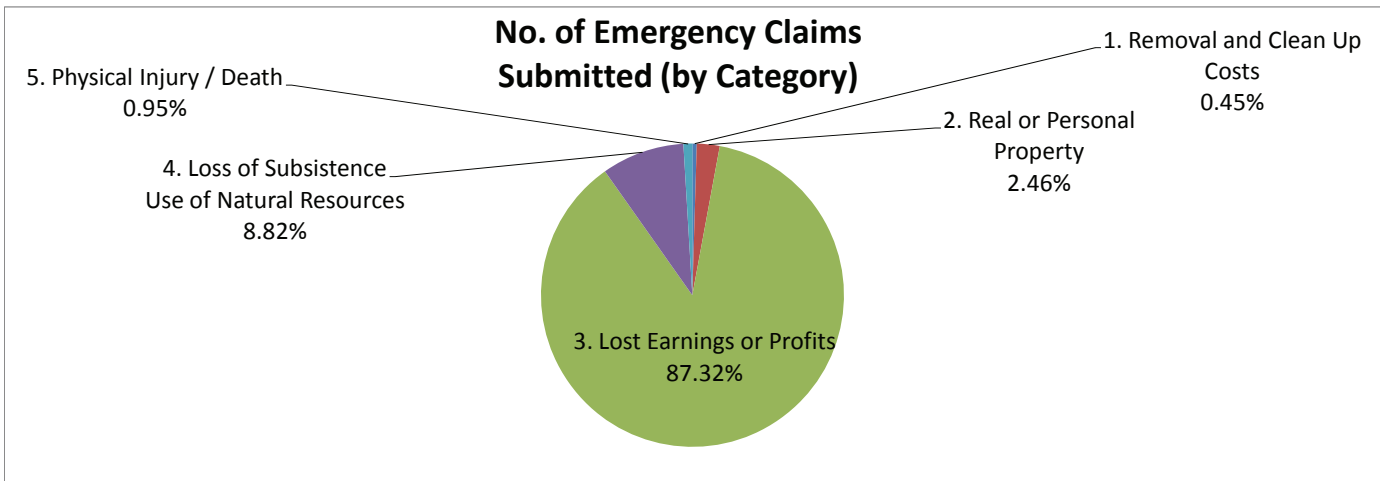
Claims by Amount	No. of Claims Paid	Amount Paid
1. \$0.01 - \$5,000.00	3334	\$ 8,201,800.00
2. \$5,000.01 - \$10,000.00	1885	\$ 13,829,700.00
3. \$10,000.01 - \$25,000.00	1897	\$ 30,626,700.00
4. \$25,000.01 - \$100,000.00	965	\$ 43,458,100.00
5. \$100,000.01 - \$500,000.00	139	\$ 22,312,700.00
6. Over \$500,000.00	7	\$ 22,335,500.00
<b>Total to Date</b>	<b>8,227</b>	<b>\$ 140,764,500.00</b>



**GCCF Program Statistics - Overall Summary**  
(as of September 21, 2010, 5:05 PM ET)

**Emergency Advance Claim Counts by Category**  
(Claimants may have more than one Claim Type)

Claims for Emergency Advance Payment	Claims Submitted	No. of Claims Paid	Amount Paid
1. Removal and Clean Up Costs	294	0	\$ -
2. Real or Personal Property	1,620	2	\$ 35,163.38
3. Lost Earnings or Profits	57,548	23,438	\$ 293,772,331.46
4. Loss of Subsistence Use of Natural Resources	5,814	5	\$ 12,970.00
5. Physical Injury / Death	627	3	\$ 736.50
<b>Total to Date</b>	<b>65,903</b>	<b>23,448</b>	<b>\$ 293,821,201.34</b>



## GCCCF Program Statistics - Overall Summary

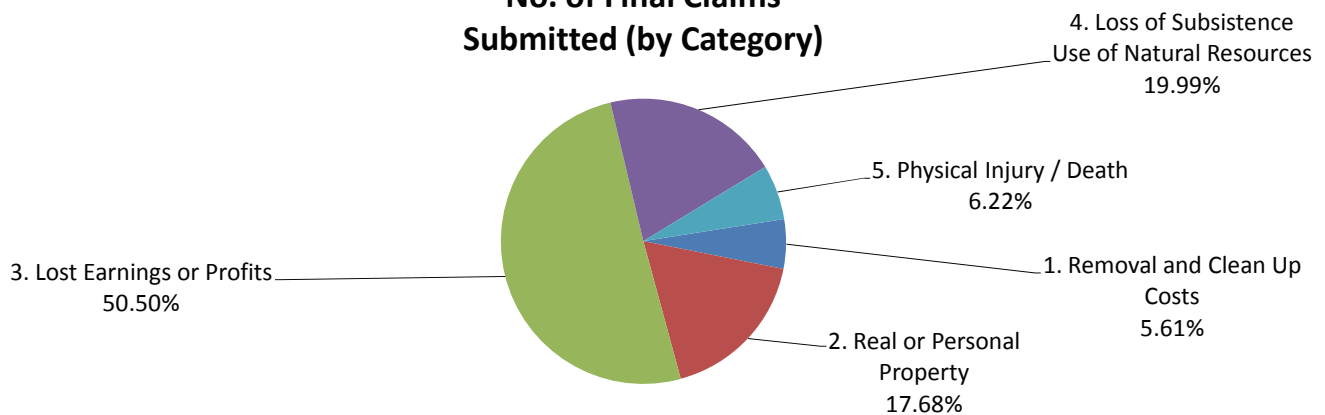
(as of September 21, 2010, 5:05 PM ET)

### Final Payment Claim Counts by Category

(Claimants may have more than one Claim Type)

Claims Seeking Final Payment	Claims Submitted	No. of Claims Paid	Amount Paid
1. Removal and Clean Up Costs	344	0	\$ -
2. Real or Personal Property	1,085	0	\$ -
3. Lost Earnings or Profits	3,099	0	\$ -
4. Loss of Subsistence Use of Natural Resources	1,227	0	\$ -
5. Physical Injury / Death	382	0	\$ -
<b>Total to Date</b>	<b>6,137</b>	<b>0</b>	<b>\$ -</b>

#### No. of Final Claims Submitted (by Category)



#### Amount Paid to Final Claims (by Category)

No data to chart yet

## GCCF Program Statistics - Overall Summary (as of September 21, 2010, 5:05 PM ET)

### Claims by Category and Amount (Claimants may have more than one Claim Type)

Claims by Category and Amount	No. of Claims Paid	Amount Paid
<b>1. Removal and Clean Up Costs</b>		
a. \$0.01 - \$5,000.00	0	\$ -
b. \$5,000.01 - \$10,000.00	0	\$ -
c. \$10,000.01 - \$25,000.00	0	\$ -
d. \$25,000.01 - \$100,000.00	0	\$ -
e. \$100,000.01 - \$500,000.00	0	\$ -
f. Over \$500,000.00	0	\$ -
<b>Sub-Total to Date</b>	<b>0</b>	<b>\$ -</b>
<b>2. Real or Personal Property</b>		
a. \$0.01 - \$5,000.00	0	\$ -
b. \$5,000.01 - \$10,000.00	1	\$ 8,600.00
c. \$10,000.01 - \$25,000.00	0	\$ -
d. \$25,000.01 - \$100,000.00	1	\$ 26,563.38
e. \$100,000.01 - \$500,000.00	0	\$ -
f. Over \$500,000.00	0	\$ -
<b>Sub-Total to Date</b>	<b>2</b>	<b>\$ 35,163.38</b>
<b>3. Lost Earnings or Profits</b>		
a. \$0.01 - \$5,000.00	8,314	\$ 21,642,550.00
b. \$5,000.01 - \$10,000.00	6,464	\$ 47,880,400.00
c. \$10,000.01 - \$25,000.00	6,674	\$ 102,947,081.46
d. \$25,000.01 - \$100,000.00	1,831	\$ 75,524,000.00
e. \$100,000.01 - \$500,000.00	148	\$ 23,442,800.00
f. Over \$500,000.00	7	\$ 22,335,500.00
<b>Sub-Total to Date</b>	<b>23,438</b>	<b>\$ 293,772,331.46</b>

## GCCF Program Statistics - Overall Summary (as of September 21, 2010, 5:05 PM ET)

### Claims by Category and Amount (Claimants may have more than one Claim Type)

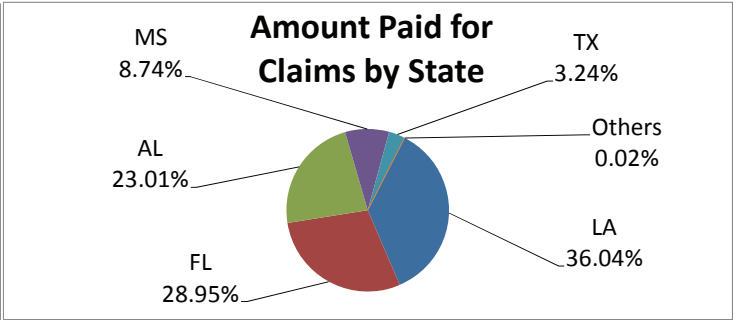
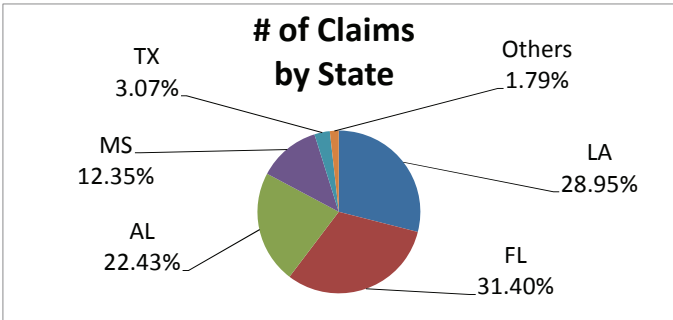
Claims by Category and Amount	No. of Claims Paid	Amount Paid
<b>4. Loss of Subsistence Use of Natural Resources</b>		
a. \$0.01 - \$5,000.00	5	\$ 12,970.00
b. \$5,000.01 - \$10,000.00	0	\$ -
c. \$10,000.01 - \$25,000.00	0	\$ -
d. \$25,000.01 - \$100,000.00	0	\$ -
e. \$100,000.01 - \$500,000.00	0	\$ -
f. Over \$500,000.00	0	\$ -
<b>Sub-Total to Date</b>	<b>5</b>	<b>\$ 12,970.00</b>
<b>5. Physical Injury / Death</b>		
a. \$0.01 - \$5,000.00	3	\$ 736.50
b. \$5,000.01 - \$10,000.00	0	\$ -
c. \$10,000.01 - \$25,000.00	0	\$ -
d. \$25,000.01 - \$100,000.00	0	\$ -
e. \$100,000.01 - \$500,000.00	0	\$ -
f. Over \$500,000.00	0	\$ -
<b>Sub-Total to Date</b>	<b>3</b>	<b>\$ 736.50</b>
<b>6. Other Claims</b>		
a. \$0.01 - \$5,000.00	0	\$ -
b. \$5,000.01 - \$10,000.00	0	\$ -
c. \$10,000.01 - \$25,000.00	0	\$ -
d. \$25,000.01 - \$100,000.00	0	\$ -
e. \$100,000.01 - \$500,000.00	0	\$ -
f. Over \$500,000.00	0	\$ -
<b>Sub-Total to Date</b>	<b>0</b>	<b>\$ -</b>
<b>Total to Date</b>	<b>23,448</b>	<b>\$ 293,821,201.34</b>

**GCCF Program Statistics - Overall Summary**  
(as of September 21, 2010, 5:05 PM ET)

**Claims by State**

(Claimants may have more than one Claim Type)

Claim State of Origin	Claims Submitted	No. of Claims Paid	Amount Paid
Louisiana	20,849	6,109	\$ 105,906,250.00
Florida	22,608	8,507	\$ 85,052,416.46
Alabama	16,154	6,201	\$ 67,606,598.38
Mississippi	8,893	1,980	\$ 25,682,336.50
Texas	2,211	647	\$ 9,514,200.00
Others	1,291	4	\$ 59,400.00
<b>Total to Date</b>	<b>72,006</b>	<b>23,448</b>	<b>\$ 293,821,201.34</b>

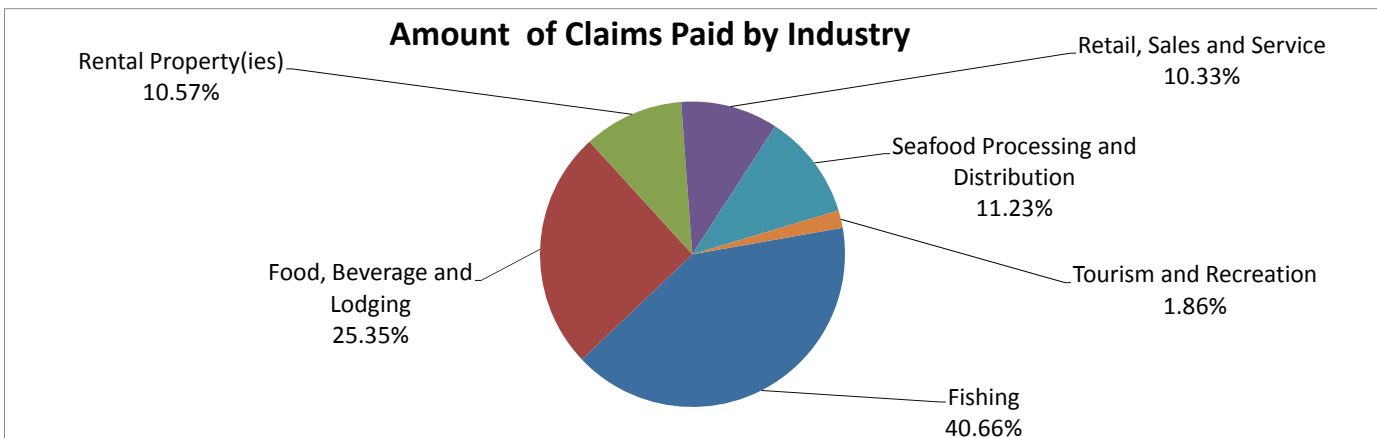
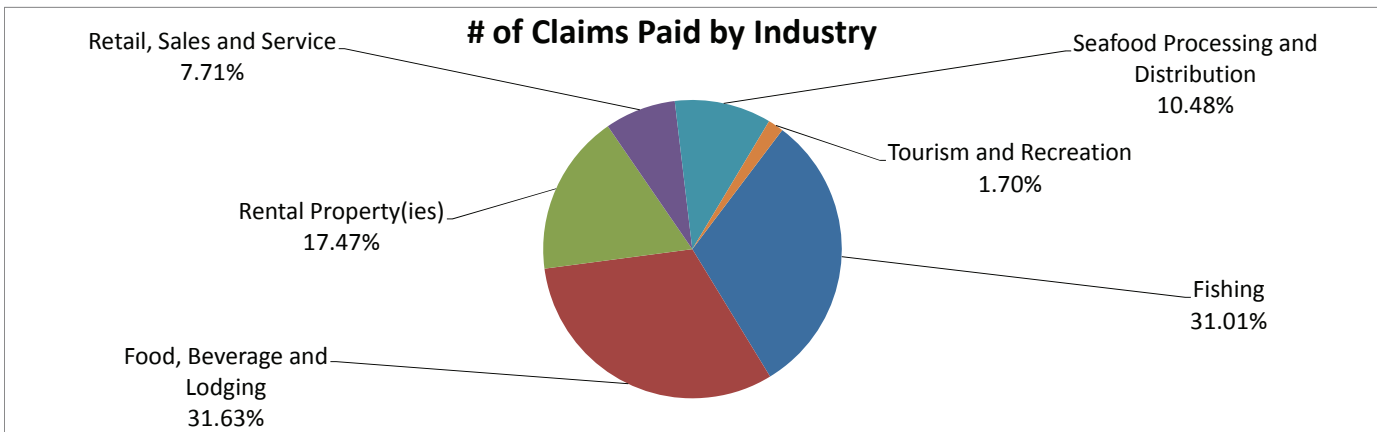




**GCCF Program Statistics - Overall Summary**  
(as of September 21, 2010, 5:05 PM ET)

**Lost Earnings or Profits Claims Paid by Industry**  
(Claimants may have more than one Claim Type)

Claims by Amount	No. of Claims Paid	Amount Paid
Fishing	7269	\$ 119,434,500.00
Food, Beverage and Lodging	7413	\$ 74,477,016.46
Rental Property(ies)	4095	\$ 31,065,500.00
Retail, Sales and Service	1806	\$ 30,352,700.00
Seafood Processing and Distribution	2456	\$ 32,979,115.00
Tourism and Recreation	399	\$ 5,463,500.00
<b>Total to Date</b>	<b>23,438</b>	<b>\$ 293,772,331.46</b>



## GCCCF Program Statistics - Overall Summary (as of September 21, 2010, 5:05 PM ET)

### Claims Paid by County / Parish (Claimants may have more than one Claim Type)

County/Parish	State	No. of Claims Paid	Amount Paid
Baldwin	Alabama	4,141	\$ 45,259,933.38
Calhoun	Alabama	1	\$ 2,200.00
Chilton	Alabama	1	\$ 19,000.00
Clarke	Alabama	4	\$ 10,400.00
Colbert	Alabama	1	\$ 4,000.00
Covington	Alabama	5	\$ 123,000.00
Cullman	Alabama	2	\$ 4,900.00
Elmore	Alabama	1	\$ 1,000.00
Escambia	Alabama	6	\$ 34,300.00
Etowah	Alabama	3	\$ 13,500.00
Franklin	Alabama	2	\$ 5,800.00
Houston	Alabama	2	\$ 9,800.00
Jackson	Alabama	1	\$ 4,700.00
Jefferson	Alabama	13	\$ 57,500.00
Lauderdale	Alabama	1	\$ 5,800.00
Lee	Alabama	1	\$ 1,300.00
Limestone	Alabama	2	\$ 15,700.00
Madison	Alabama	6	\$ 44,700.00
Marengo	Alabama	1	\$ 4,600.00
Marshall	Alabama	1	\$ 1,800.00
Mobile	Alabama	1,842	\$ 20,024,665.00
Monroe	Alabama	13	\$ 158,500.00
Montgomery	Alabama	4	\$ 35,900.00
Morgan	Alabama	3	\$ 10,100.00
Randolph	Alabama	1	\$ 2,500.00
St. Clair	Alabama	2	\$ 42,700.00
Shelby	Alabama	9	\$ 53,300.00
Sumter	Alabama	1	\$ 4,300.00
Talladega	Alabama	1	\$ 3,400.00
Tallapoosa	Alabama	1	\$ 1,000.00
Tuscaloosa	Alabama	8	\$ 35,100.00
Walker	Alabama	1	\$ 9,500.00
Washington	Alabama	1	\$ 1,400.00
Wilcox	Alabama	5	\$ 61,300.00
Claimant did not provide; GCCF Researching	Alabama	114	\$ 1,539,000.00
Alachua	Florida	5	\$ 32,500.00
Bay	Florida	1,522	\$ 14,133,400.00
Brevard	Florida	1	\$ 51,000.00
Broward	Florida	8	\$ 136,000.00
Calhoun	Florida	4	\$ 36,700.00
Charlotte	Florida	5	\$ 50,200.00
Citrus	Florida	45	\$ 421,600.00
Collier	Florida	29	\$ 516,100.00
Columbia	Florida	1	\$ 2,800.00
Dixie	Florida	12	\$ 191,900.00
Duval	Florida	8	\$ 219,300.00
Escambia	Florida	1,456	\$ 14,238,500.00

**GCCF Program Statistics - Overall Summary**  
(as of September 21, 2010, 5:05 PM ET)

**Claims Paid by County / Parish (continued)**  
(Claimants may have more than one Claim Type)

County/Parish	State	No. of Claims Paid	Amount Paid
Franklin	Florida	462	\$ 3,384,400.00
Gadsden	Florida	2	\$ 34,900.00
Gulf	Florida	130	\$ 1,208,300.00
Hernando	Florida	26	\$ 457,000.00
Hillsborough	Florida	36	\$ 544,100.00
Holmes	Florida	12	\$ 101,800.00
Indian River	Florida	1	\$ 47,200.00
Jackson	Florida	3	\$ 10,500.00
Jefferson	Florida	7	\$ 45,100.00
Lake	Florida	3	\$ 17,800.00
Lee	Florida	26	\$ 364,600.00
Leon	Florida	12	\$ 56,900.00
Levy	Florida	36	\$ 537,800.00
Liberty	Florida	7	\$ 53,800.00
Madison	Florida	1	\$ 2,100.00
Manatee	Florida	15	\$ 249,600.00
Marion	Florida	1	\$ 5,300.00
Miami-Dade	Florida	7	\$ 110,800.00
Monroe	Florida	59	\$ 1,343,400.00
Nassau	Florida	1	\$ 13,100.00
Okaloosa	Florida	2,459	\$ 23,892,700.00
Orange	Florida	7	\$ 55,100.00
Palm Beach	Florida	6	\$ 184,200.00
Pasco	Florida	57	\$ 750,700.00
Pinellas	Florida	105	\$ 2,020,600.00
Polk	Florida	3	\$ 14,100.00
Putnam	Florida	1	\$ 18,400.00
St. Johns	Florida	6	\$ 107,000.00
St. Lucie	Florida	1	\$ 34,300.00
Santa Rosa	Florida	723	\$ 7,391,416.46
Sarasota	Florida	6	\$ 99,600.00
Sumter	Florida	1	\$ 3,400.00
Taylor	Florida	10	\$ 161,900.00
Volusia	Florida	2	\$ 101,900.00
Wakulla	Florida	141	\$ 1,509,100.00
Walton	Florida	922	\$ 8,965,200.00
Washington	Florida	15	\$ 213,600.00
Claimant did not provide; GCCF Researching	Florida	99	\$ 910,700.00
Bryan	Georgia	1	\$ 14,300.00
Cobb	Georgia	1	\$ 20,000.00
Acadia	Louisiana	3	\$ 25,800.00
Ascension	Louisiana	10	\$ 154,700.00
Assumption	Louisiana	18	\$ 265,700.00
Avoyelles	Louisiana	2	\$ 57,700.00
Beauregard	Louisiana	2	\$ 22,200.00
Calcasieu	Louisiana	52	\$ 677,500.00
Cameron	Louisiana	96	\$ 1,262,100.00

## GCCCF Program Statistics - Overall Summary (as of September 21, 2010, 5:05 PM ET)

### Claims Paid by County / Parish (continued) (Claimants may have more than one Claim Type)

County/Parish	State	No. of Claims Paid	Amount Paid
Concordia	Louisiana	1	\$ 3,200.00
E. Baton Rouge	Louisiana	29	\$ 297,400.00
E. Feliciana	Louisiana	2	\$ 5,900.00
Evangeline	Louisiana	2	\$ 47,900.00
Franklin	Louisiana	2	\$ 26,000.00
Iberia	Louisiana	132	\$ 2,146,800.00
Iberville	Louisiana	6	\$ 95,100.00
Jackson	Louisiana	1	\$ 3,900.00
Jefferson	Louisiana	1,050	\$ 15,818,300.00
Jefferson Davis	Louisiana	3	\$ 20,500.00
Lafayette	Louisiana	69	\$ 1,394,800.00
Lafourche	Louisiana	522	\$ 7,082,500.00
Livingston	Louisiana	10	\$ 64,300.00
Natchitoches	Louisiana	1	\$ 32,400.00
Orleans	Louisiana	819	\$ 11,467,600.00
Ouachita	Louisiana	3	\$ 3,700.00
Plaquemines	Louisiana	645	\$ 27,857,500.00
Pointe Coupee	Louisiana	1	\$ 9,700.00
Rapides	Louisiana	4	\$ 175,800.00
St. Bernard	Louisiana	367	\$ 6,786,400.00
St. Charles	Louisiana	75	\$ 1,095,500.00
St. Helena	Louisiana	1	\$ 31,700.00
St. James	Louisiana	6	\$ 118,800.00
St. John the Baptist	Louisiana	12	\$ 149,600.00
St. Landry	Louisiana	4	\$ 26,300.00
St. Martin	Louisiana	34	\$ 301,450.00
St. Mary	Louisiana	207	\$ 3,033,900.00
St. Tammany	Louisiana	216	\$ 3,583,000.00
Tangipahoa	Louisiana	57	\$ 581,600.00
Terrebonne	Louisiana	1,183	\$ 14,820,100.00
Vermilion	Louisiana	308	\$ 4,384,100.00
Vernon	Louisiana	1	\$ 14,000.00
Washington	Louisiana	5	\$ 97,800.00
Claimant did not provide; GCCF Researching	Louisiana	148	\$ 1,863,000.00
Baltimore	Maryland	1	\$ 20,200.00
Amite	Mississippi	1	\$ 11,100.00
DeSoto	Mississippi	1	\$ 6,800.00
Forrest	Mississippi	5	\$ 35,700.00
George	Mississippi	14	\$ 227,100.00
Greene	Mississippi	2	\$ 11,700.00
Hancock	Mississippi	242	\$ 2,864,300.00
Harrison	Mississippi	1,124	\$ 14,099,036.50
Hinds	Mississippi	3	\$ 21,400.00
Holmes	Mississippi	1	\$ 9,600.00
Jackson	Mississippi	447	\$ 6,649,500.00

## GCCCF Program Statistics - Overall Summary (as of September 21, 2010, 5:05 PM ET)

### Claims Paid by County / Parish (continued) (Claimants may have more than one Claim Type)

County/Parish	State	No. of Claims Paid	Amount Paid
Lafayette	Mississippi	1	\$ 12,100.00
Lamar	Mississippi	4	\$ 134,400.00
Lauderdale	Mississippi	2	\$ 9,400.00
Lincoln	Mississippi	2	\$ 10,900.00
Madison	Mississippi	3	\$ 37,000.00
Marion	Mississippi	4	\$ 126,200.00
Monroe	Mississippi	2	\$ 16,500.00
Oktibbeha	Mississippi	1	\$ 6,400.00
Pearl River	Mississippi	15	\$ 180,200.00
Perry	Mississippi	3	\$ 46,600.00
Pike	Mississippi	3	\$ 32,100.00
Rankin	Mississippi	2	\$ 7,500.00
Simpson	Mississippi	1	\$ 11,200.00
Stone	Mississippi	12	\$ 127,800.00
Claimant did not provide; GCCF Researching	Mississippi	85	\$ 987,800.00
Aransas	Texas	2	\$ 87,500.00
Bexar	Texas	2	\$ 36,400.00
Brazoria	Texas	10	\$ 332,900.00
Brazos	Texas	1	\$ 11,400.00
Calhoun	Texas	14	\$ 120,400.00
Cameron	Texas	11	\$ 102,100.00
Chambers	Texas	6	\$ 261,800.00
Collin	Texas	1	\$ 8,000.00
Dallas	Texas	3	\$ 38,200.00
Fort Bend	Texas	10	\$ 102,600.00
Galveston	Texas	190	\$ 2,664,100.00
Gregg	Texas	1	\$ 4,000.00
Hardin	Texas	1	\$ 5,100.00
Harris	Texas	147	\$ 2,027,000.00
Harrison	Texas	1	\$ 2,500.00
Houston	Texas	1	\$ 3,500.00
Jackson	Texas	1	\$ 15,500.00
Jefferson	Texas	132	\$ 1,808,400.00
Lubbock	Texas	1	\$ 2,400.00
Matagorda	Texas	26	\$ 315,100.00
Montgomery	Texas	1	\$ 31,200.00
Nacogdoches	Texas	1	\$ 24,000.00
Nueces	Texas	3	\$ 22,200.00
Orange	Texas	7	\$ 212,400.00
Tarrant	Texas	4	\$ 104,400.00
Travis	Texas	4	\$ 62,700.00
Victoria	Texas	1	\$ 10,500.00
Claimant did not provide; GCCF Researching	Texas	65	\$ 1,097,900.00
Northumberland	Virginia	1	\$ 4,900.00
<b>Total to Date</b>		<b>23,448</b>	<b>\$ 293,821,201.34</b>