

GCCF Program Statistics - Overall Summary (as of September 20, 2010, 5:05 PM ET)

Claimant Status	No. of Claimants
TOTAL GCCF Claimants to Date <i>(Claimants may have one or more Claim Type)</i>	64,581
1. Claimants Paid and Approved for Payment	23,101
2. Claimants Requiring Additional Information or Documentation	25,721
3. Ineligible Claimants	1,243
4. Denied Claimants	1
5. Claimants Under Review (Emergency Advance Payment)	12,295
6. Claimants Under Review (for Final Claim only)	2,220

Claimants <i>(Claimants may have one or more Claim Type)</i>	No. of Claimants
1. Individual*	41,396
2. Business*	23,185
<i>*Individual v. Business classification is subject to change.</i>	
Total to Date	64,581

Claims by Emergency Or Final Payment	No. of Claims Paid or Approved for Payment	No. of Claims Paid	Amount Paid
1. Emergency Advance Payment	23,202	21,193	\$ 259,295,101.34
2. Final Claim*	0	0	\$ -
<i>*Review underway to determine whether claimant intended to file Final Claim.</i>			
Sub-Total to Date	23,202	21,193	\$ 259,295,101.34

Separate Fund for Real Estate Brokers and Agents			\$ 34,500,000.00
Total to Date			\$ 293,795,101.34

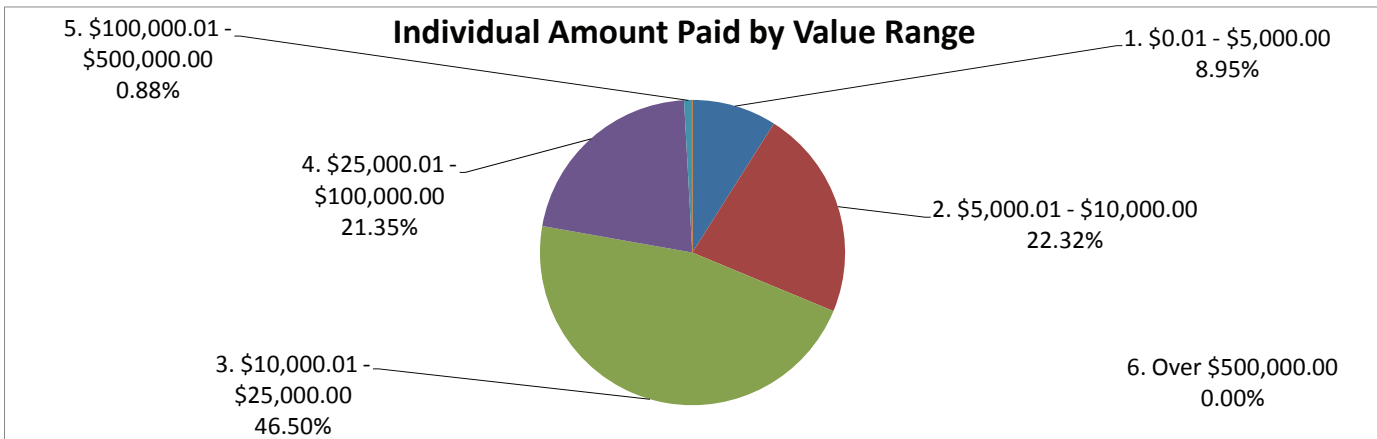
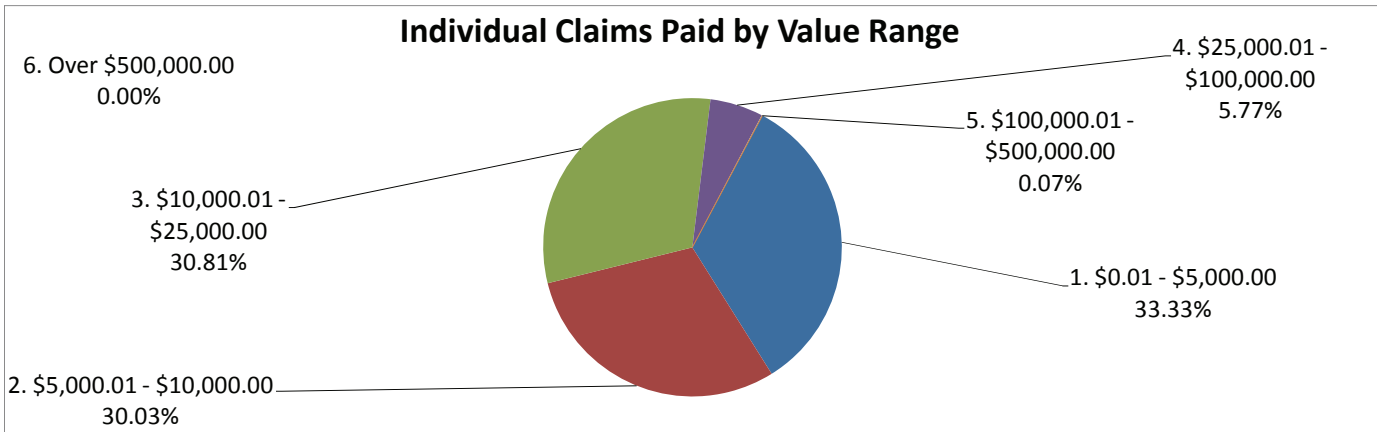
Claims by Category <i>(includes Individual and Business)</i>	No. of Claims Paid	Amount Paid
1. Removal and Clean Up Costs	0	\$ -
2. Real or Personal Property	2	\$ 35,163.38
3. Lost Earnings or Profits	21,183	\$ 259,246,231.46
4. Loss of Subsistence Use of Natural Resources	5	\$ 12,970.00
5. Physical Injury / Death	3	\$ 736.50
Total to Date	21,193	\$ 259,295,101.34

Claims by Type	No. of Claims Paid	Amount Paid
1. Individual	14,214	\$ 141,860,901.34
2. Business	6,979	\$ 117,434,200.00
Total to Date	21,193	\$ 259,295,101.34

GCCF Program Statistics - Overall Summary
(as of September 20, 2010, 5:05 PM ET)

Individual Claims by Amount
(Claimants may have more than one Claim Type)

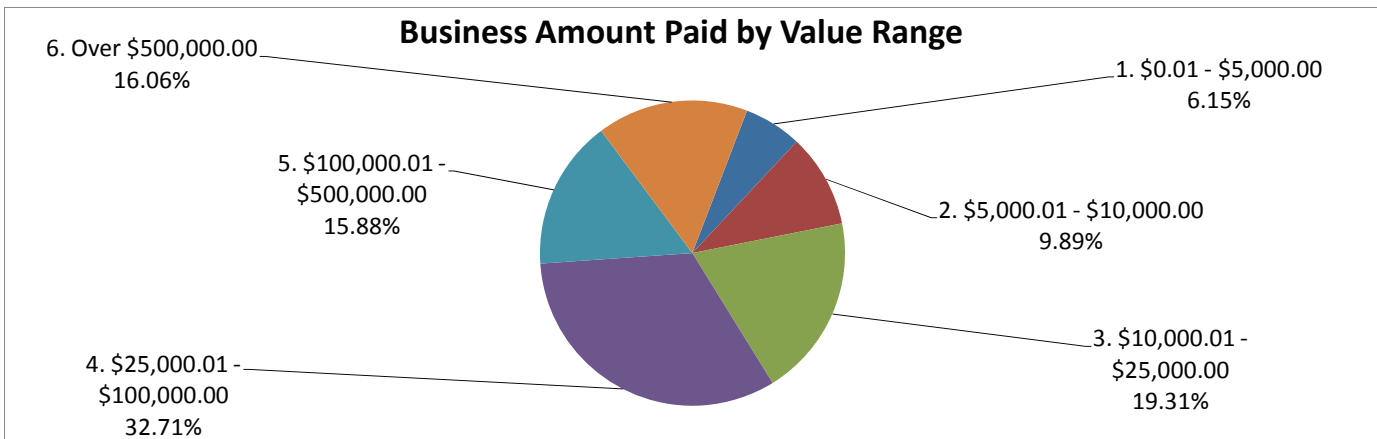
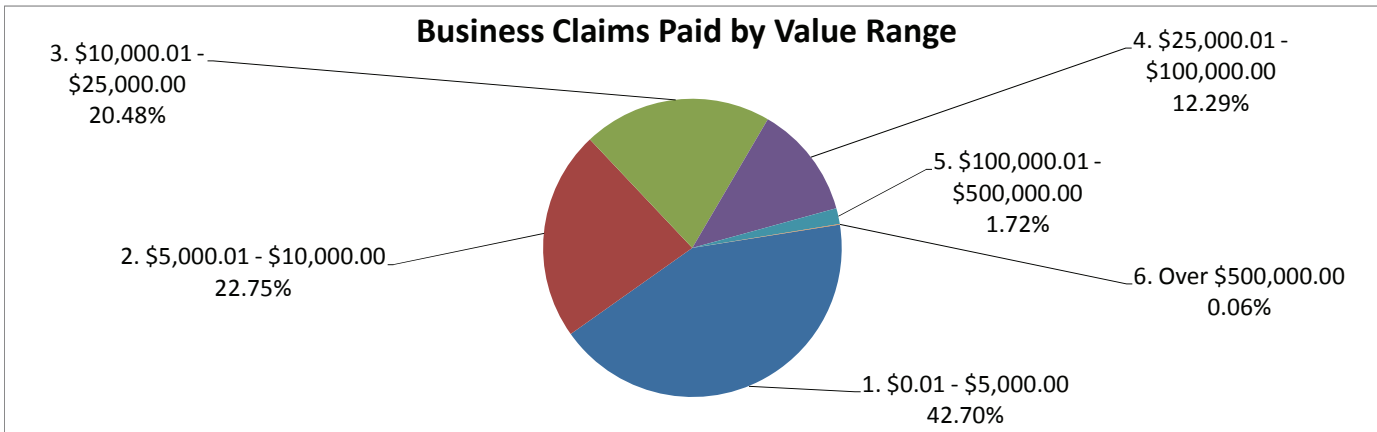
Claims by Amount	No. of Claims Paid	Amount Paid
1. \$0.01 - \$5,000.00	4737	\$ 12,695,956.50
2. \$5,000.01 - \$10,000.00	4268	\$ 31,659,500.00
3. \$10,000.01 - \$25,000.00	4379	\$ 65,969,481.46
4. \$25,000.01 - \$100,000.00	820	\$ 30,283,063.38
5. \$100,000.01 - \$500,000.00	10	\$ 1,252,900.00
6. Over \$500,000.00	0	\$ -
Total to Date	14,214	\$ 141,860,901.34



GCCF Program Statistics - Overall Summary
(as of September 20, 2010, 5:05 PM ET)

Business Claims by Amount
(Claimants may have more than one Claim Type)

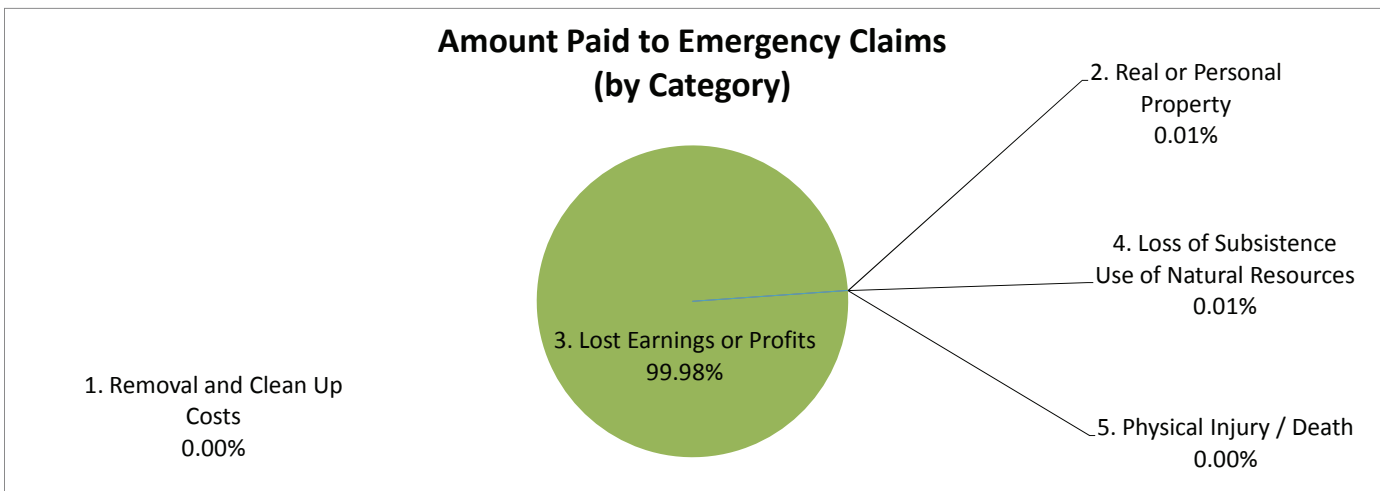
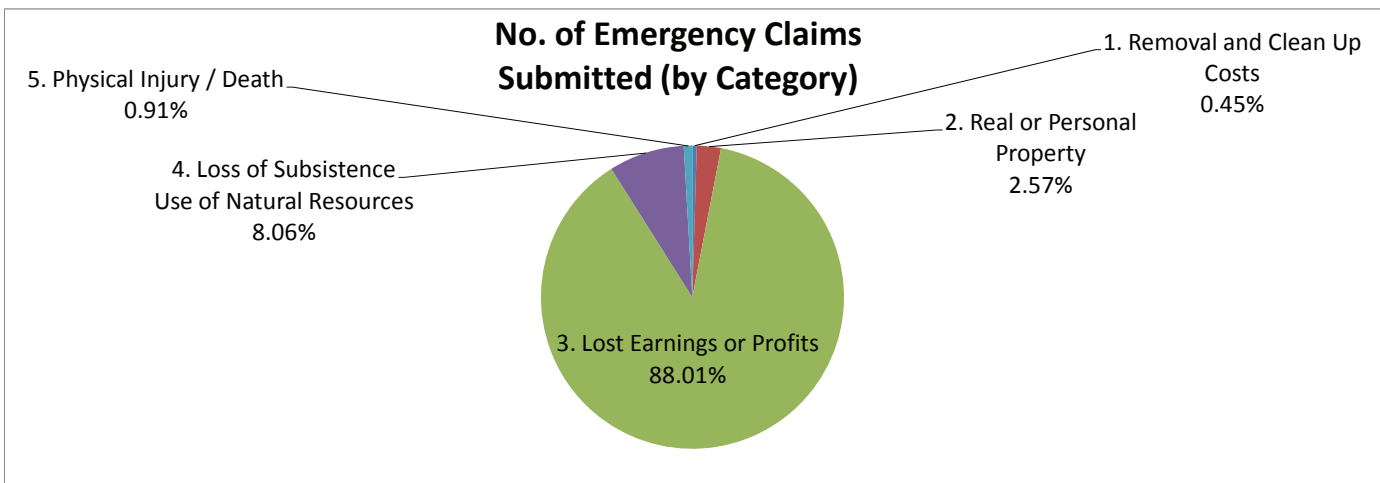
Claims by Amount	No. of Claims Paid	Amount Paid
1. \$0.01 - \$5,000.00	2980	\$ 7,223,400.00
2. \$5,000.01 - \$10,000.00	1588	\$ 11,611,700.00
3. \$10,000.01 - \$25,000.00	1429	\$ 22,678,900.00
4. \$25,000.01 - \$100,000.00	858	\$ 38,409,800.00
5. \$100,000.01 - \$500,000.00	120	\$ 18,652,800.00
6. Over \$500,000.00	4	\$ 18,857,600.00
Total to Date	6,979	\$ 117,434,200.00



GCCF Program Statistics - Overall Summary
(as of September 20, 2010, 5:05 PM ET)

Emergency Advance Claim Counts by Category
(Claimants may have more than one Claim Type)

Claims for Emergency Advance Payment	Claims Submitted	No. of Claims Paid	Amount Paid
1. Removal and Clean Up Costs	285	0	\$ -
2. Real or Personal Property	1,639	2	\$ 35,163.38
3. Lost Earnings or Profits	56,157	21,183	\$ 259,246,231.46
4. Loss of Subsistence Use of Natural Resources	5,145	5	\$ 12,970.00
5. Physical Injury / Death	581	3	\$ 736.50
Total to Date	63,807	21,193	\$ 259,295,101.34



GCCF Program Statistics - Overall Summary

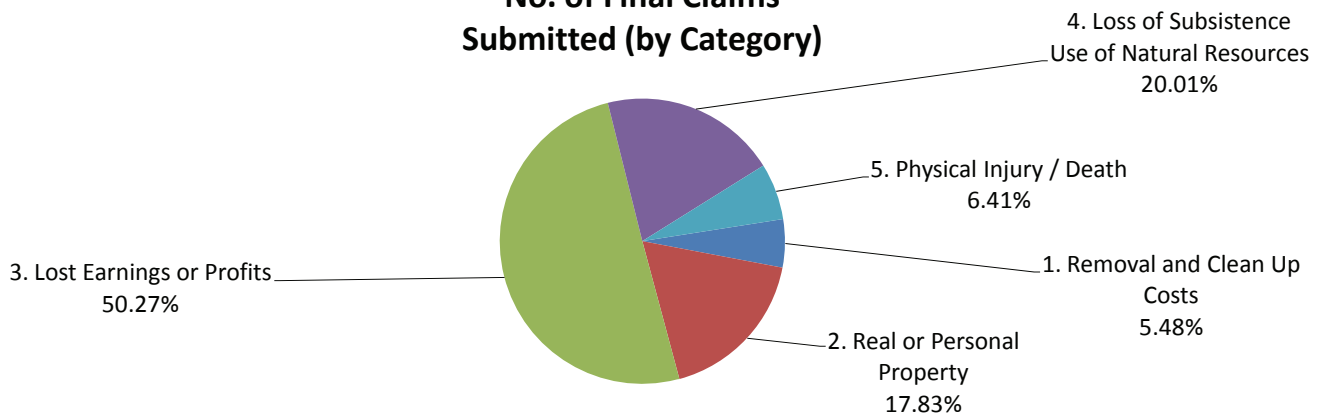
(as of September 20, 2010, 5:05 PM ET)

Final Payment Claim Counts by Category

(Claimants may have more than one Claim Type)

Claims Seeking Final Payment	Claims Submitted	No. of Claims Paid	Amount Paid
1. Removal and Clean Up Costs	329	0	\$ -
2. Real or Personal Property	1,071	0	\$ -
3. Lost Earnings or Profits	3,019	0	\$ -
4. Loss of Subsistence Use of Natural Resources	1,202	0	\$ -
5. Physical Injury / Death	385	0	\$ -
Total to Date	6,006	0	\$ -

No. of Final Claims Submitted (by Category)



Amount Paid to Final Claims (by Category)

No data to chart yet

GCCF Program Statistics - Overall Summary (as of September 20, 2010, 5:05 PM ET)

Claims by Category and Amount (Claimants may have more than one Claim Type)

Claims by Category and Amount	No. of Claims Paid	Amount Paid
1. Removal and Clean Up Costs		
a. \$0.01 - \$5,000.00	0	\$ -
b. \$5,000.01 - \$10,000.00	0	\$ -
c. \$10,000.01 - \$25,000.00	0	\$ -
d. \$25,000.01 - \$100,000.00	0	\$ -
e. \$100,000.01 - \$500,000.00	0	\$ -
f. Over \$500,000.00	0	\$ -
Sub-Total to Date	0	\$ -
2. Real or Personal Property		
a. \$0.01 - \$5,000.00	0	\$ -
b. \$5,000.01 - \$10,000.00	1	\$ 8,600.00
c. \$10,000.01 - \$25,000.00	0	\$ -
d. \$25,000.01 - \$100,000.00	1	\$ 26,563.38
e. \$100,000.01 - \$500,000.00	0	\$ -
f. Over \$500,000.00	0	\$ -
Sub-Total to Date	2	\$ 35,163.38
3. Lost Earnings or Profits		
a. \$0.01 - \$5,000.00	7709	\$ 19,905,650.00
b. \$5,000.01 - \$10,000.00	5855	\$ 43,262,600.00
c. \$10,000.01 - \$25,000.00	5808	\$ 88,648,381.46
d. \$25,000.01 - \$100,000.00	1677	\$ 68,666,300.00
e. \$100,000.01 - \$500,000.00	130	\$ 19,905,700.00
f. Over \$500,000.00	4	\$ 18,857,600.00
Sub-Total to Date	21183	\$ 259,246,231.46

GCCF Program Statistics - Overall Summary (as of September 20, 2010, 5:05 PM ET)

Claims by Category and Amount (Claimants may have more than one Claim Type)

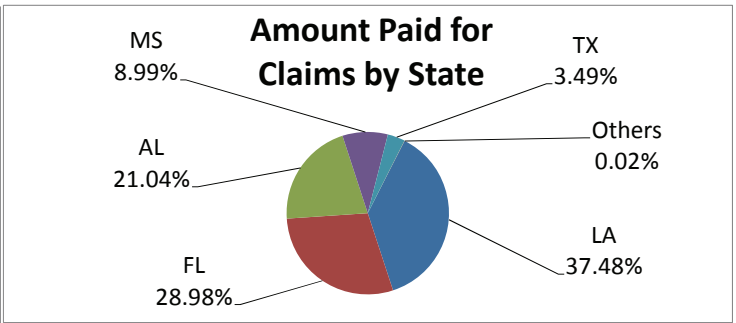
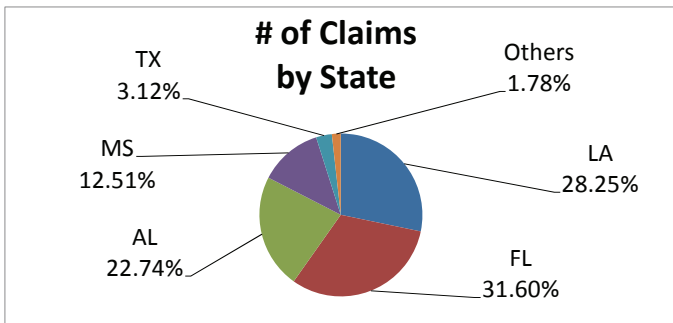
Claims by Category and Amount	No. of Claims Paid	Amount Paid
4. Loss of Subsistence Use of Natural Resources		
a. \$0.01 - \$5,000.00	5	\$ 12,970.00
b. \$5,000.01 - \$10,000.00	0	\$ -
c. \$10,000.01 - \$25,000.00	0	\$ -
d. \$25,000.01 - \$100,000.00	0	\$ -
e. \$100,000.01 - \$500,000.00	0	\$ -
f. Over \$500,000.00	0	\$ -
Sub-Total to Date	5	\$ 12,970.00
5. Physical Injury / Death		
a. \$0.01 - \$5,000.00	3	\$ 736.50
b. \$5,000.01 - \$10,000.00	0	\$ -
c. \$10,000.01 - \$25,000.00	0	\$ -
d. \$25,000.01 - \$100,000.00	0	\$ -
e. \$100,000.01 - \$500,000.00	0	\$ -
f. Over \$500,000.00	0	\$ -
Sub-Total to Date	3	\$ 736.50
6. Other Claims		
a. \$0.01 - \$5,000.00	0	\$ -
b. \$5,000.01 - \$10,000.00	0	\$ -
c. \$10,000.01 - \$25,000.00	0	\$ -
d. \$25,000.01 - \$100,000.00	0	\$ -
e. \$100,000.01 - \$500,000.00	0	\$ -
f. Over \$500,000.00	0	\$ -
Sub-Total to Date	0	\$ -
Total to Date	21193	\$ 259,295,101.34

GCCF Program Statistics - Overall Summary
(as of September 20, 2010, 5:05 PM ET)

Claims by State

(Claimants may have more than one Claim Type)

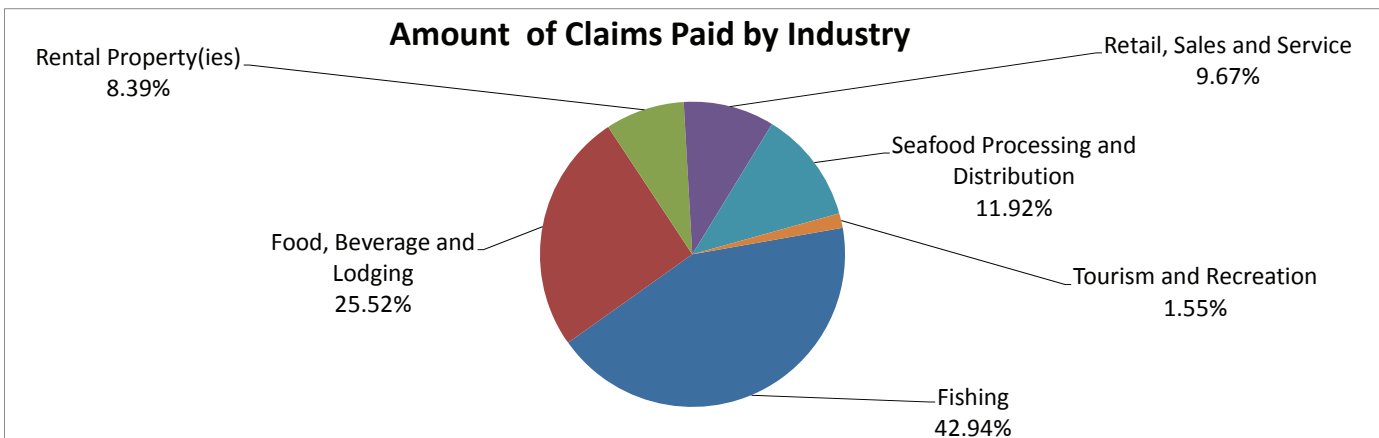
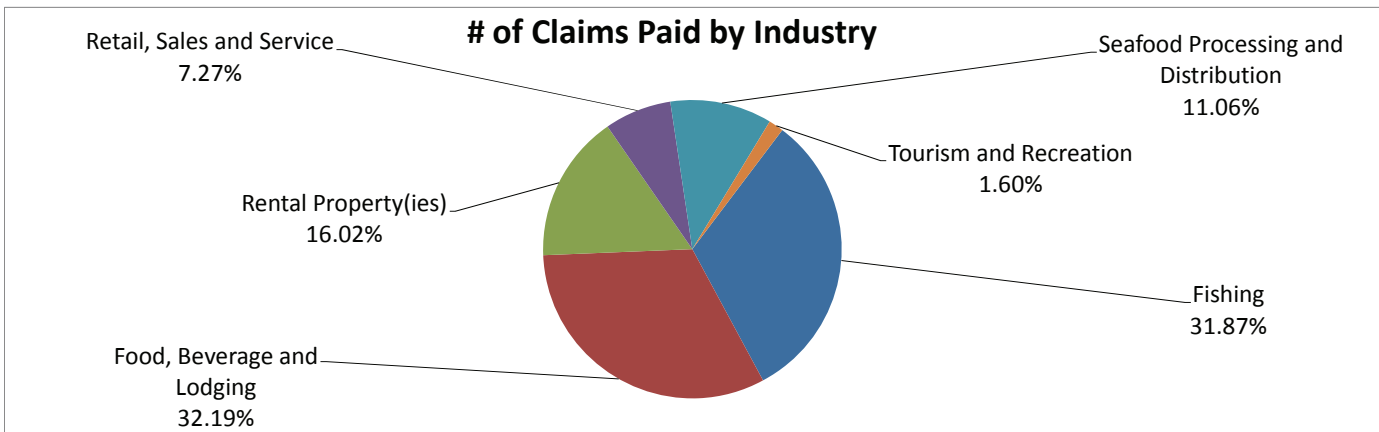
Claim State of Origin	Claims Submitted	No. of Claims Paid	Amount Paid
Louisiana	19,724	5,567	\$ 97,176,550.00
Florida	22,062	7,570	\$ 75,143,516.46
Alabama	15,876	5,647	\$ 54,543,798.38
Mississippi	8,732	1,795	\$ 23,311,336.50
Texas	2,179	610	\$ 9,060,500.00
Others	1,240	4	\$ 59,400.00
Total to Date	69,813	21,193	\$ 259,295,101.34



GCCF Program Statistics - Overall Summary (as of September 20, 2010, 5:05 PM ET)

Lost Earnings or Profits Claims Paid by Industry (Claimants may have more than one Claim Type)

Claims by Amount	No. of Claims Paid	Amount Paid
Fishing	6750	\$ 111,316,700.00
Food, Beverage and Lodging	6819	\$ 66,170,516.46
Rental Property(ies)	3393	\$ 21,757,400.00
Retail, Sales and Service	1539	\$ 25,060,300.00
Seafood Processing and Distribution	2343	\$ 30,912,015.00
Tourism and Recreation	339	\$ 4,029,300.00
Total to Date	21,183	\$ 259,246,231.46



GCCCF Program Statistics - Overall Summary (as of September 20, 2010, 5:05 PM ET)

Claims Paid by County / Parish (Claimants may have more than one Claim Type)

County/Parish	State	No. of Claims Paid	Amount Paid
Baldwin	Alabama	3,752	\$ 34,603,233.38
Calhoun	Alabama	1	\$ 2,200.00
Chilton	Alabama	1	\$ 19,000.00
Clarke	Alabama	4	\$ 10,400.00
Colbert	Alabama	1	\$ 4,000.00
Covington	Alabama	5	\$ 123,000.00
Cullman	Alabama	2	\$ 4,900.00
Elmore	Alabama	1	\$ 1,000.00
Escambia	Alabama	6	\$ 34,300.00
Etowah	Alabama	3	\$ 13,500.00
Franklin	Alabama	2	\$ 5,800.00
Houston	Alabama	2	\$ 9,800.00
Jackson	Alabama	1	\$ 4,700.00
Jefferson	Alabama	13	\$ 57,500.00
Lauderdale	Alabama	1	\$ 5,800.00
Lee	Alabama	1	\$ 1,300.00
Limestone	Alabama	2	\$ 15,700.00
Madison	Alabama	6	\$ 44,700.00
Marengo	Alabama	1	\$ 4,600.00
Marshall	Alabama	1	\$ 1,800.00
Mobile	Alabama	1,707	\$ 17,962,965.00
Monroe	Alabama	13	\$ 158,500.00
Montgomery	Alabama	4	\$ 35,900.00
Morgan	Alabama	3	\$ 10,100.00
Randolph	Alabama	1	\$ 2,500.00
St. Clair	Alabama	2	\$ 42,700.00
Shelby	Alabama	9	\$ 53,300.00
Sumter	Alabama	1	\$ 4,300.00
Talladega	Alabama	1	\$ 3,400.00
Tallapoosa	Alabama	1	\$ 1,000.00
Tuscaloosa	Alabama	7	\$ 28,100.00
Walker	Alabama	1	\$ 9,500.00
Washington	Alabama	1	\$ 1,400.00
Wilcox	Alabama	5	\$ 61,300.00
Claimant did not provide; GCCF Researching	Alabama	85	\$ 1,201,600.00
Alachua	Florida	5	\$ 32,500.00
Bay	Florida	1,304	\$ 11,944,400.00
Brevard	Florida	1	\$ 51,000.00
Broward	Florida	8	\$ 136,000.00
Calhoun	Florida	4	\$ 36,700.00
Charlotte	Florida	4	\$ 32,200.00
Citrus	Florida	38	\$ 298,400.00
Collier	Florida	27	\$ 471,500.00
Columbia	Florida	1	\$ 2,800.00
Dixie	Florida	12	\$ 191,900.00
Duval	Florida	7	\$ 155,900.00
Escambia	Florida	1,352	\$ 13,089,900.00

GCCF Program Statistics - Overall Summary (as of September 20, 2010, 5:05 PM ET)

Claims Paid by County / Parish (continued) (Claimants may have more than one Claim Type)

County/Parish	State	No. of Claims Paid	Amount Paid
Franklin	Florida	417	\$ 2,988,000.00
Gadsden	Florida	2	\$ 34,900.00
Gulf	Florida	116	\$ 1,084,500.00
Hernando	Florida	25	\$ 454,000.00
Hillsborough	Florida	33	\$ 513,300.00
Holmes	Florida	11	\$ 98,300.00
Indian River	Florida	1	\$ 47,200.00
Jackson	Florida	3	\$ 10,500.00
Jefferson	Florida	7	\$ 45,100.00
Lake	Florida	3	\$ 17,800.00
Lee	Florida	24	\$ 327,400.00
Leon	Florida	12	\$ 56,900.00
Levy	Florida	34	\$ 509,000.00
Liberty	Florida	7	\$ 53,800.00
Madison	Florida	1	\$ 2,100.00
Manatee	Florida	14	\$ 246,600.00
Marion	Florida	1	\$ 5,300.00
Miami-Dade	Florida	6	\$ 88,800.00
Monroe	Florida	58	\$ 1,308,100.00
Nassau	Florida	1	\$ 13,100.00
Okaloosa	Florida	2,195	\$ 21,220,800.00
Orange	Florida	7	\$ 55,100.00
Palm Beach	Florida	5	\$ 175,700.00
Pasco	Florida	57	\$ 750,700.00
Pinellas	Florida	101	\$ 1,987,100.00
Polk	Florida	3	\$ 14,100.00
Putnam	Florida	1	\$ 18,400.00
St. Johns	Florida	6	\$ 107,000.00
St. Lucie	Florida	1	\$ 34,300.00
Santa Rosa	Florida	639	\$ 6,224,516.46
Sarasota	Florida	6	\$ 99,600.00
Sumter	Florida	1	\$ 3,400.00
Taylor	Florida	9	\$ 143,400.00
Volusia	Florida	2	\$ 101,900.00
Wakulla	Florida	133	\$ 1,424,300.00
Walton	Florida	778	\$ 7,558,400.00
Washington	Florida	15	\$ 213,600.00
Claimant did not provide; GCCF Researching	Florida	72	\$ 663,300.00
Bryan	Georgia	1	\$ 14,300.00
Cobb	Georgia	1	\$ 20,000.00
Acadia	Louisiana	3	\$ 25,800.00
Ascension	Louisiana	8	\$ 124,600.00
Assumption	Louisiana	16	\$ 260,800.00
Avoyelles	Louisiana	2	\$ 57,700.00
Beauregard	Louisiana	2	\$ 22,200.00
Calcasieu	Louisiana	50	\$ 651,900.00
Cameron	Louisiana	93	\$ 1,237,100.00

GCCCF Program Statistics - Overall Summary (as of September 20, 2010, 5:05 PM ET)

Claims Paid by County / Parish (continued) (Claimants may have more than one Claim Type)

County/Parish	State	No. of Claims Paid	Amount Paid
Concordia	Louisiana	1	\$ 3,200.00
E. Baton Rouge	Louisiana	27	\$ 231,300.00
E. Feliciana	Louisiana	2	\$ 5,900.00
Evangeline	Louisiana	2	\$ 47,900.00
Franklin	Louisiana	2	\$ 26,000.00
Iberia	Louisiana	122	\$ 1,972,900.00
Iberville	Louisiana	6	\$ 95,100.00
Jackson	Louisiana	1	\$ 3,900.00
Jefferson	Louisiana	931	\$ 13,329,800.00
Jefferson Davis	Louisiana	3	\$ 20,500.00
Lafayette	Louisiana	69	\$ 1,394,800.00
Lafourche	Louisiana	483	\$ 6,563,600.00
Livingston	Louisiana	9	\$ 56,800.00
Natchitoches	Louisiana	1	\$ 32,400.00
Orleans	Louisiana	712	\$ 9,881,900.00
Ouachita	Louisiana	3	\$ 3,700.00
Plaquemines	Louisiana	593	\$ 27,126,000.00
Pointe Coupee	Louisiana	1	\$ 9,700.00
Rapides	Louisiana	3	\$ 17,300.00
St. Bernard	Louisiana	337	\$ 6,322,900.00
St. Charles	Louisiana	61	\$ 979,800.00
St. Helena	Louisiana	1	\$ 31,700.00
St. James	Louisiana	4	\$ 52,800.00
St. John the Baptist	Louisiana	10	\$ 125,100.00
St. Landry	Louisiana	3	\$ 23,000.00
St. Martin	Louisiana	34	\$ 301,450.00
St. Mary	Louisiana	188	\$ 2,806,100.00
St. Tammany	Louisiana	195	\$ 3,241,600.00
Tangipahoa	Louisiana	56	\$ 560,600.00
Terrebonne	Louisiana	1,122	\$ 13,756,600.00
Vermilion	Louisiana	287	\$ 4,138,000.00
Washington	Louisiana	5	\$ 97,800.00
Claimant did not provide; GCCF Researching	Louisiana	119	\$ 1,536,300.00
Baltimore	Maryland	1	\$ 20,200.00
Amite	Mississippi	1	\$ 11,100.00
DeSoto	Mississippi	1	\$ 6,800.00
Forrest	Mississippi	4	\$ 32,200.00
George	Mississippi	13	\$ 207,100.00
Greene	Mississippi	1	\$ 9,300.00
Hancock	Mississippi	222	\$ 2,599,000.00
Harrison	Mississippi	1,028	\$ 12,922,636.50
Hinds	Mississippi	3	\$ 21,400.00
Holmes	Mississippi	1	\$ 9,600.00
Jackson	Mississippi	411	\$ 6,177,500.00

GCCCF Program Statistics - Overall Summary (as of September 20, 2010, 5:05 PM ET)

Claims Paid by County / Parish (continued) (Claimants may have more than one Claim Type)

County/Parish	State	No. of Claims Paid	Amount Paid
Lafayette	Mississippi	1	\$ 12,100.00
Lamar	Mississippi	4	\$ 134,400.00
Lauderdale	Mississippi	2	\$ 9,400.00
Lincoln	Mississippi	2	\$ 10,900.00
Madison	Mississippi	3	\$ 39,400.00
Marion	Mississippi	4	\$ 126,200.00
Monroe	Mississippi	2	\$ 16,500.00
Oktibbeha	Mississippi	1	\$ 6,400.00
Pearl River	Mississippi	14	\$ 145,700.00
Perry	Mississippi	2	\$ 17,700.00
Pike	Mississippi	3	\$ 32,100.00
Rankin	Mississippi	2	\$ 7,500.00
Simpson	Mississippi	1	\$ 11,200.00
Stone	Mississippi	10	\$ 98,700.00
Claimant did not provide; GCCF Researching	Mississippi	59	\$ 646,500.00
Aransas	Texas	2	\$ 87,500.00
Bexar	Texas	2	\$ 36,400.00
Brazoria	Texas	10	\$ 332,900.00
Brazos	Texas	1	\$ 11,400.00
Calhoun	Texas	14	\$ 120,400.00
Cameron	Texas	10	\$ 89,000.00
Chambers	Texas	6	\$ 261,800.00
Collin	Texas	1	\$ 8,000.00
Dallas	Texas	3	\$ 38,200.00
Fort Bend	Texas	10	\$ 102,600.00
Galveston	Texas	185	\$ 2,671,700.00
Gregg	Texas	1	\$ 4,000.00
Hardin	Texas	1	\$ 5,100.00
Harris	Texas	143	\$ 1,975,200.00
Harrison	Texas	1	\$ 2,500.00
Houston	Texas	1	\$ 3,500.00
Jackson	Texas	1	\$ 15,500.00
Jefferson	Texas	127	\$ 1,743,300.00
Lubbock	Texas	1	\$ 2,400.00
Matagorda	Texas	26	\$ 315,100.00
Montgomery	Texas	1	\$ 31,200.00
Nueces	Texas	3	\$ 22,200.00
Orange	Texas	7	\$ 212,400.00
Tarrant	Texas	3	\$ 90,800.00
Travis	Texas	3	\$ 47,700.00
Victoria	Texas	1	\$ 10,500.00
Claimant did not provide; GCCF Researching	Texas	46	\$ 819,200.00
Northumberland	Virginia	1	\$ 4,900.00
Total to Date		21,193	\$ 259,295,101.34