

## GCCF Program Statistics - Overall Summary (as of September 18, 2010, 5:05 PM ET)

These Summary Reports provide information for claims submitted to the GCCF, which commenced operation on August 23, 2010. The GCCF is in the process of reviewing and integrating the data for all claimant records and supporting documentation filed with the BP Claims Center prior to August 23, 2010. This data has been transferred from the BP Claims Center to the GCCF. Once that review and integration process is completed, the GCCF will provide a comprehensive report on all claims filed and payments made to date. The number below includes new claimants and claimants applying for additional emergency benefits.

Claimants <i>(Claimants may have one or more claims)</i>	No. of Claimants	No. of Claims
1. Individual*	39,731	43,122
2. Business*	23,080	25,460
<i>*Individual v. Business classification is subject to change.</i>		
<b>Total to Date**</b>	<b>62,811</b>	<b>68,582</b>
<i>**Number of Claimants / Claims is under review to isolate duplication, if any.</i>		

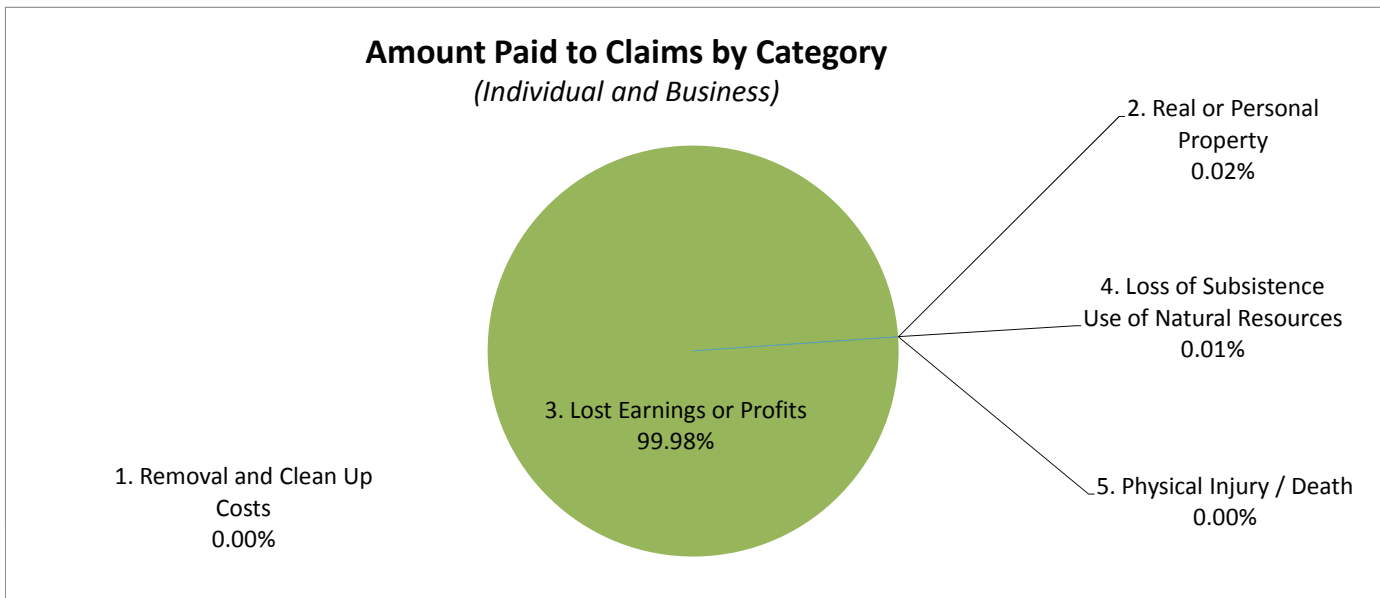
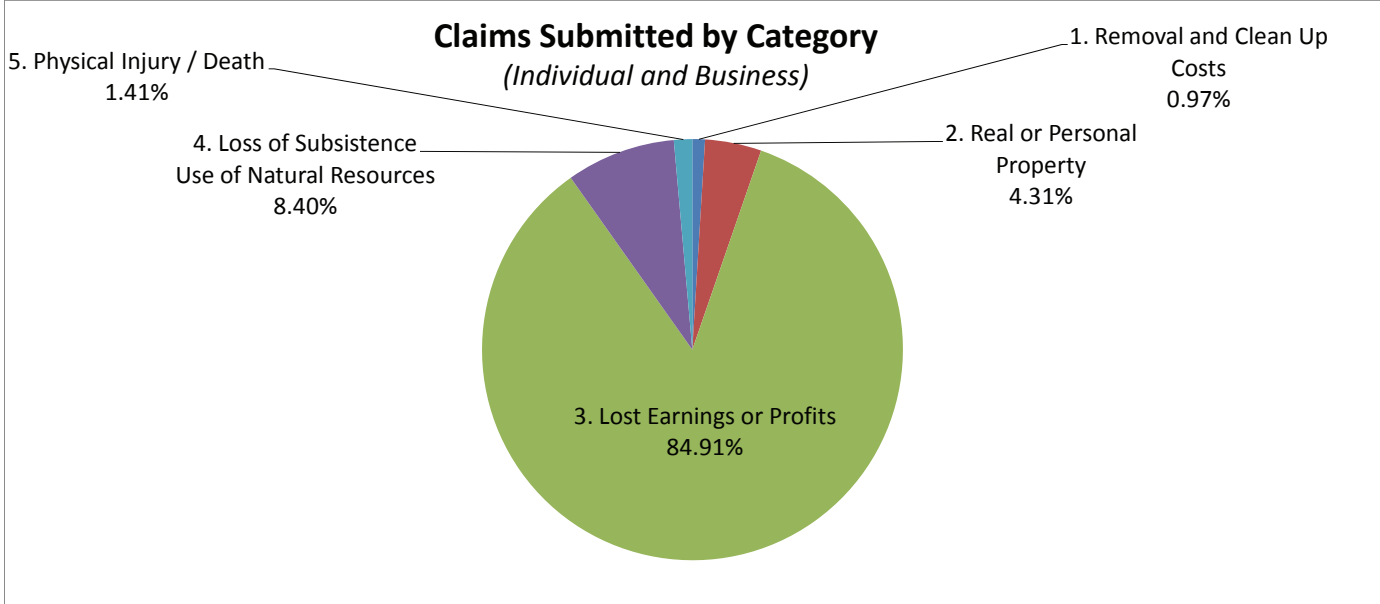
Claims by Emergency Or Final Payment	Claims Submitted	No. of Claims Paid or Approved for Payment	No. of Claims Paid	Amount Paid
1. Emergency Advance Payment	62,665	19,507	19,105	\$ 206,022,001.34
2. Final Claim*	5,917	0	0	\$ -
<i>*Review underway to determine whether claimant intended to file Final Claim.</i>				
<b>Total to Date</b>	<b>68,582</b>	<b>19,507</b>	<b>19,105</b>	<b>\$ 206,022,001.34</b>

Claims by Category <i>(includes Individual and Business)</i>	Claims Submitted	No. of Claims Paid	Amount Paid
1. Removal and Clean Up Costs	664	0	\$ -
2. Real or Personal Property	2,953	2	\$ 35,163.38
3. Lost Earnings or Profits	58,236	19,095	\$ 205,973,131.46
4. Loss of Subsistence Use of Natural Resources	5,760	5	\$ 12,970.00
5. Physical Injury / Death	969	3	\$ 736.50
<b>Sub-Total to Date</b>	<b>68,582</b>	<b>19,105</b>	<b>\$ 206,022,001.34</b>

Separate Fund for Real Estate Brokers and Agents			\$ 34,500,000.00
<b>Total to Date</b>			<b>\$ 240,522,001.34</b>

Claims by Type	No. of Claims Paid	Amount Paid
1. Individual	12,969	\$ 104,600,801.34
2. Business	6,136	\$ 101,421,200.00
<b>Total to Date</b>	<b>19,105</b>	<b>\$ 206,022,001.34</b>

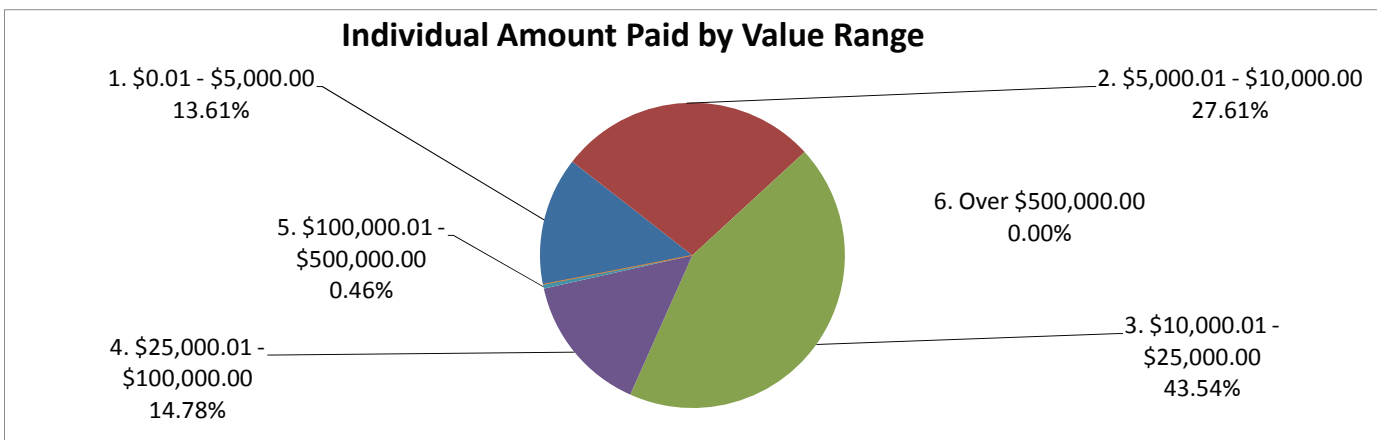
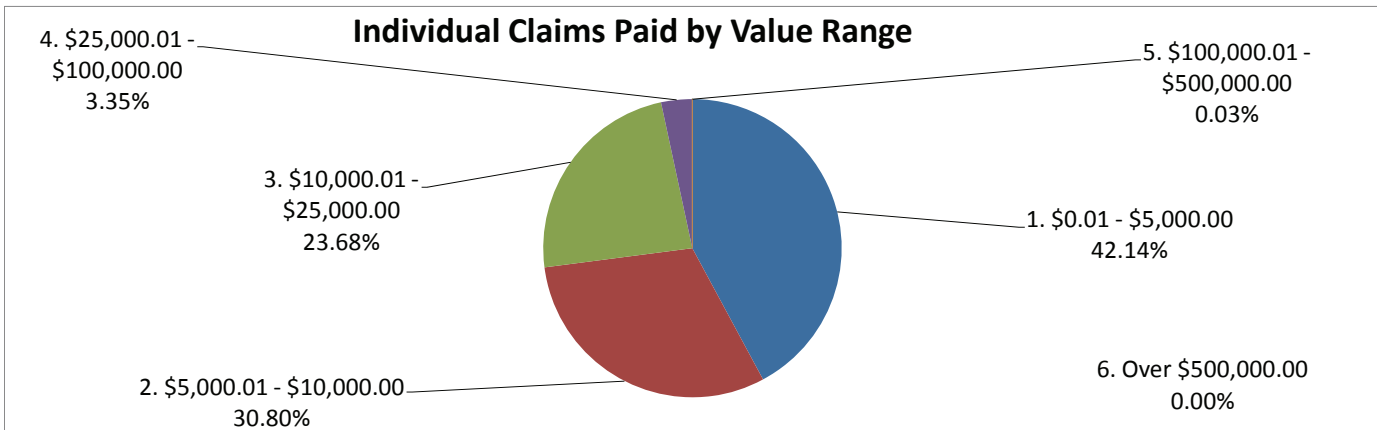
**GCCF Program Statistics - Overall Summary**  
 (as of September 18, 2010, 5:05 PM ET)



**GCCF Program Statistics - Overall Summary**  
(as of September 18, 2010, 5:05 PM ET)

**Individual Claims by Amount**

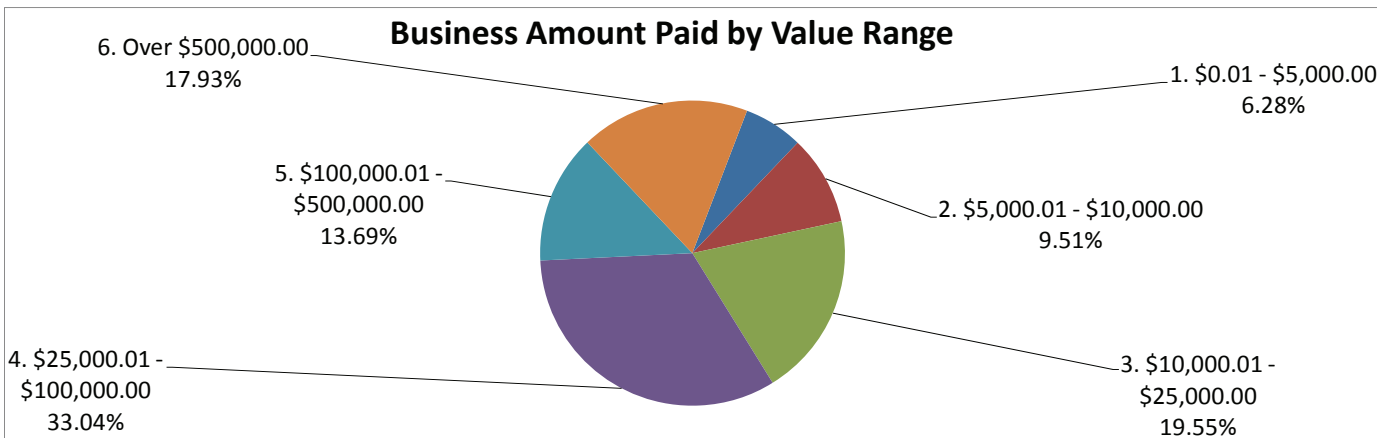
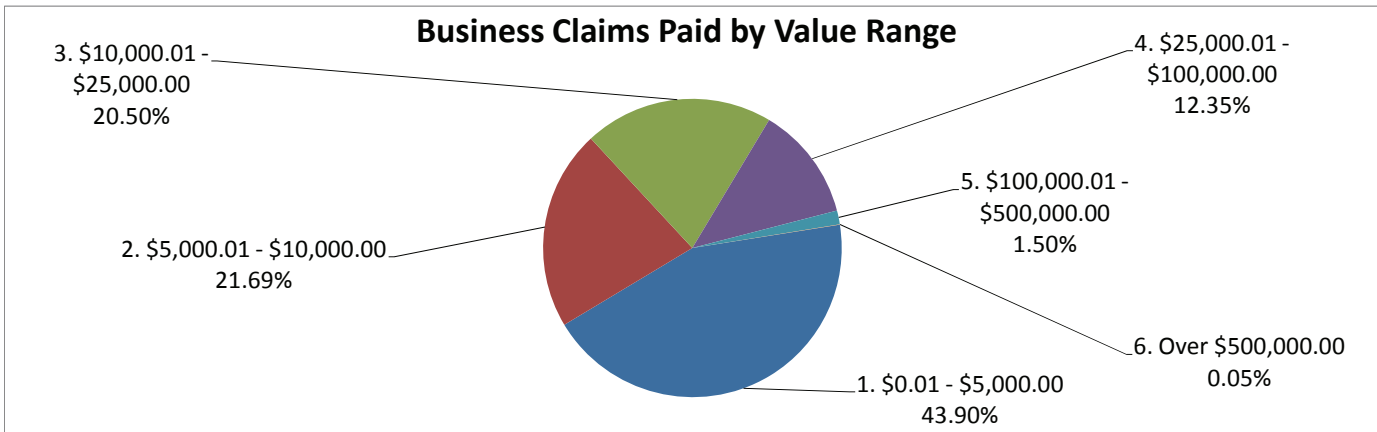
Claims by Amount	No. of Claims Paid	Amount Paid
1. \$0.01 - \$5,000.00	5465	\$ 14,231,156.50
2. \$5,000.01 - \$10,000.00	3995	\$ 28,882,700.00
3. \$10,000.01 - \$25,000.00	3071	\$ 45,543,181.46
4. \$25,000.01 - \$100,000.00	434	\$ 15,465,163.38
5. \$100,000.01 - \$500,000.00	4	\$ 478,600.00
6. Over \$500,000.00	0	\$ -
<b>Total to Date</b>	<b>12,969</b>	<b>\$ 104,600,801.34</b>



**GCCF Program Statistics - Overall Summary**  
(as of September 18, 2010, 5:05 PM ET)

**Business Claims by Amount**

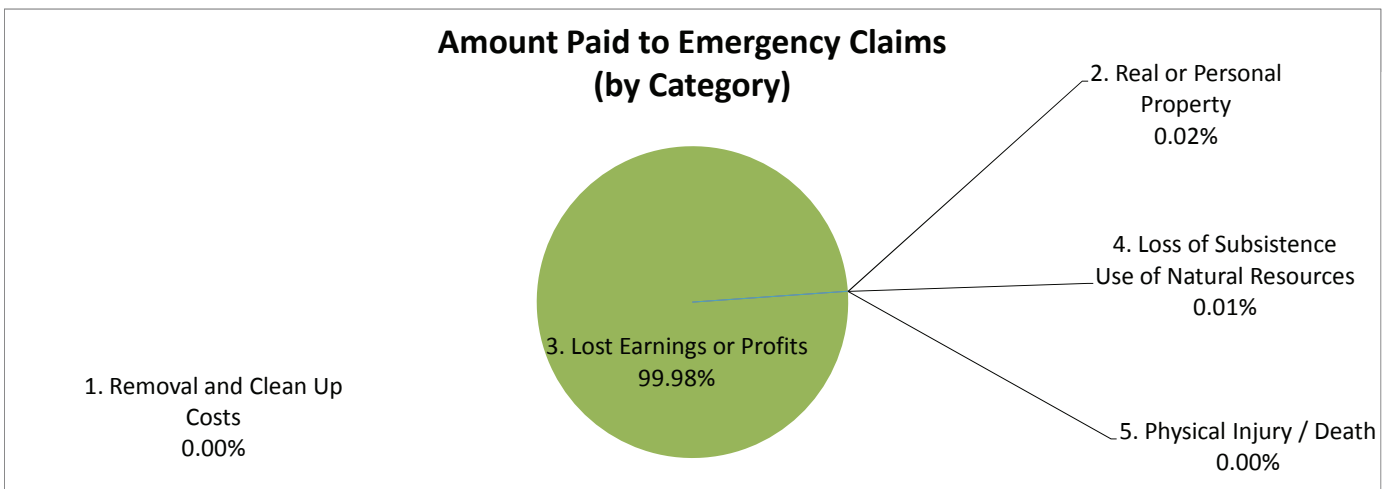
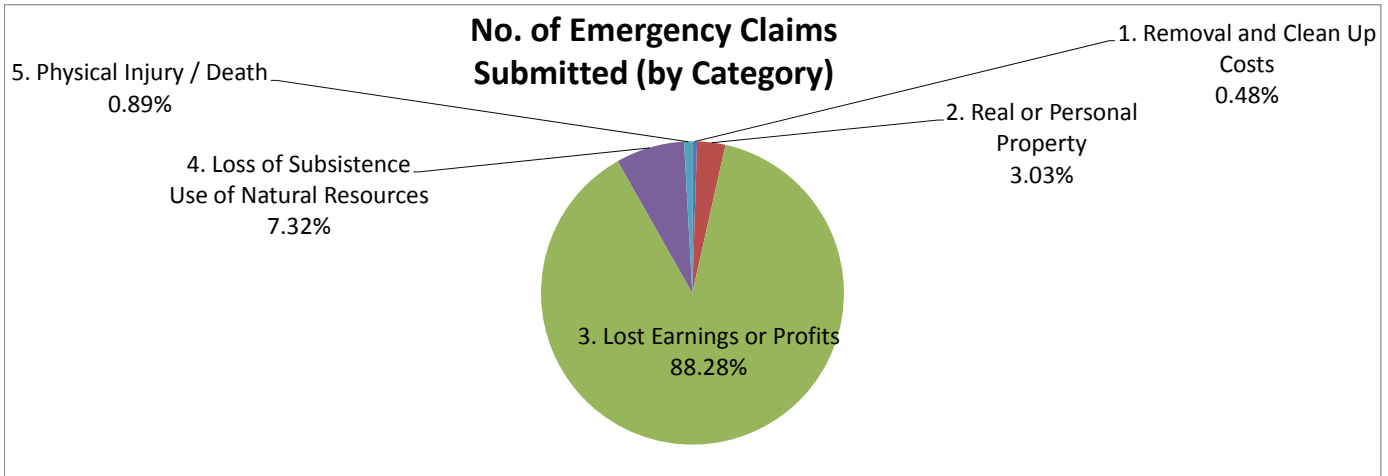
Claims by Amount	No. of Claims Paid	Amount Paid
1. \$0.01 - \$5,000.00	2694	\$ 6,373,200.00
2. \$5,000.01 - \$10,000.00	1331	\$ 9,642,400.00
3. \$10,000.01 - \$25,000.00	1258	\$ 19,831,100.00
4. \$25,000.01 - \$100,000.00	758	\$ 33,508,400.00
5. \$100,000.01 - \$500,000.00	92	\$ 13,884,600.00
6. Over \$500,000.00	3	\$ 18,181,500.00
<b>Total to Date</b>	<b>6,136</b>	<b>\$ 101,421,200.00</b>



## GCCCF Program Statistics - Overall Summary (as of September 18, 2010, 5:05 PM ET)

### Emergency Advance Claim Counts by Category

Claims for Emergency Advance Payment	Claims Submitted	No. of Claims Paid	Amount Paid
1. Removal and Clean Up Costs	301	0	\$ -
2. Real or Personal Property	1,901	2	\$ 35,163.38
3. Lost Earnings or Profits	55,319	19,095	\$ 205,973,131.46
4. Loss of Subsistence Use of Natural Resources	4,584	5	\$ 12,970.00
5. Physical Injury / Death	560	3	\$ 736.50
<b>Total to Date</b>	<b>62,665</b>	<b>19,105</b>	<b>\$ 206,022,001.34</b>

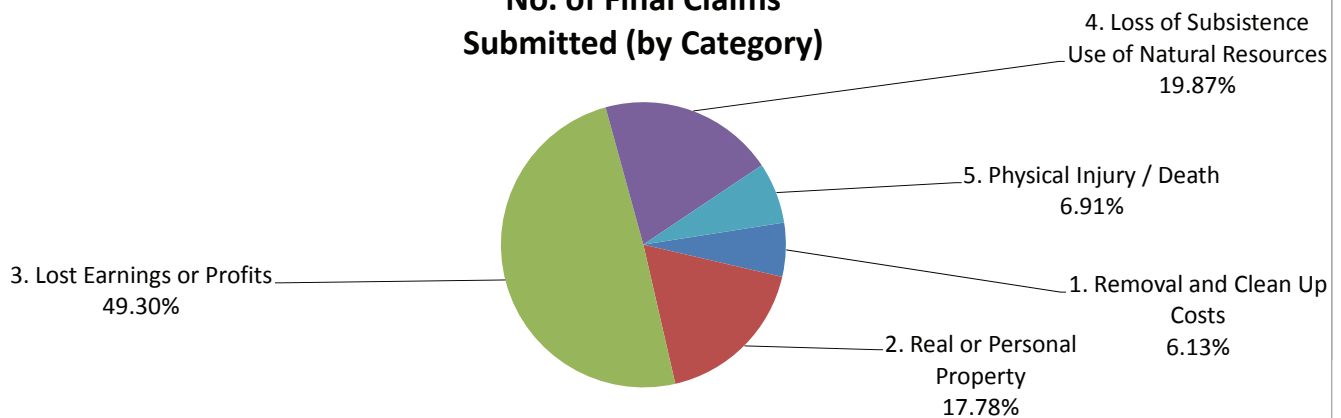


## GCCCF Program Statistics - Overall Summary (as of September 18, 2010, 5:05 PM ET)

### Final Payment Claim Counts by Category

Claims Seeking Final Payment	Claims Submitted	No. of Claims Paid	Amount Paid
1. Removal and Clean Up Costs	363	0	\$ -
2. Real or Personal Property	1,052	0	\$ -
3. Lost Earnings or Profits	2,917	0	\$ -
4. Loss of Subsistence Use of Natural Resources	1,176	0	\$ -
5. Physical Injury / Death	409	0	\$ -
<b>Total to Date</b>	<b>5,917</b>	<b>0</b>	<b>\$ -</b>

#### No. of Final Claims Submitted (by Category)



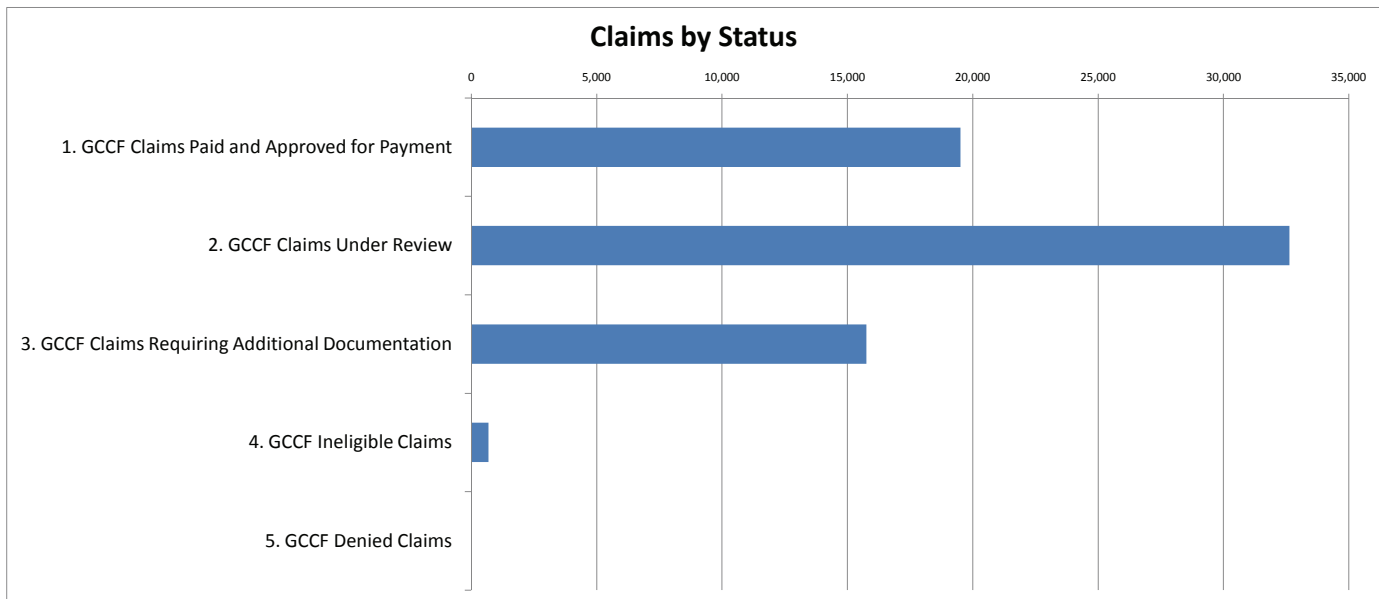
#### Amount Paid to Final Claims (by Category)

*No data to chart yet*

## GCCCF Program Statistics - Overall Summary (as of September 18, 2010, 5:05 PM ET)

### Claim Counts by Status

Claim Status	No. of Claims
1. GCCCF Claims Paid and Approved for Payment	19,507
2. GCCCF Claims Under Review	32,635
3. GCCCF Claims Requiring Additional Documentation	15,756
4. GCCCF Ineligible Claims	683
5. GCCCF Denied Claims	1
<b>TOTAL GCCCF Claims Submitted to Date</b>	<b>68,582</b>



## GCCF Program Statistics - Overall Summary (as of September 18, 2010, 5:05 PM ET)

### Claims by Category and Amount

Claims by Category and Amount	No. of Claims Paid	Amount Paid
<b>1. Removal and Clean Up Costs</b>		
a. \$0.01 - \$5,000.00	0	\$ -
b. \$5,000.01 - \$10,000.00	0	\$ -
c. \$10,000.01 - \$25,000.00	0	\$ -
d. \$25,000.01 - \$100,000.00	0	\$ -
e. \$100,000.01 - \$500,000.00	0	\$ -
f. Over \$500,000.00	0	\$ -
<b>Sub-Total to Date</b>	<b>0</b>	<b>\$ -</b>
<b>2. Real or Personal Property</b>		
a. \$0.01 - \$5,000.00	0	\$ -
b. \$5,000.01 - \$10,000.00	1	\$ 8,600.00
c. \$10,000.01 - \$25,000.00	0	\$ -
d. \$25,000.01 - \$100,000.00	1	\$ 26,563.38
e. \$100,000.01 - \$500,000.00	0	\$ -
f. Over \$500,000.00	0	\$ -
<b>Sub-Total to Date</b>	<b>2</b>	<b>\$ 35,163.38</b>
<b>3. Lost Earnings or Profits</b>		
a. \$0.01 - \$5,000.00	8151	\$ 20,590,650.00
b. \$5,000.01 - \$10,000.00	5325	\$ 38,516,500.00
c. \$10,000.01 - \$25,000.00	4329	\$ 65,374,281.46
d. \$25,000.01 - \$100,000.00	1191	\$ 48,947,000.00
e. \$100,000.01 - \$500,000.00	96	\$ 14,363,200.00
f. Over \$500,000.00	3	\$ 18,181,500.00
<b>Sub-Total to Date</b>	<b>19095</b>	<b>\$ 205,973,131.46</b>



## GCCF Program Statistics - Overall Summary (as of September 18, 2010, 5:05 PM ET)

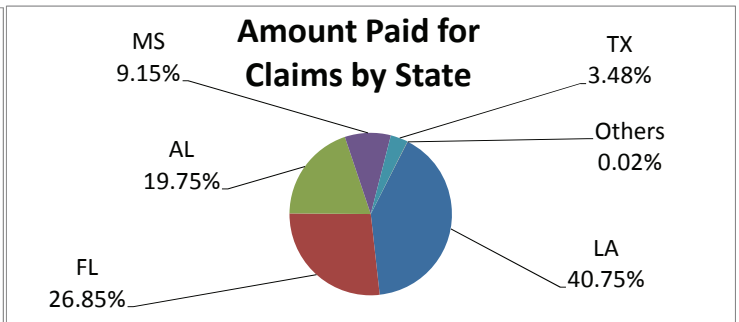
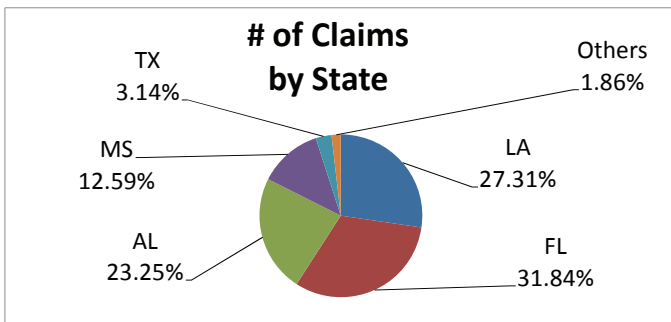
### Claims by Category and Amount

Claims by Category and Amount	No. of Claims Paid	Amount Paid
<b>4. Loss of Subsistence Use of Natural Resources</b>		
a. \$0.01 - \$5,000.00	5	\$ 12,970.00
b. \$5,000.01 - \$10,000.00	0	\$ -
c. \$10,000.01 - \$25,000.00	0	\$ -
d. \$25,000.01 - \$100,000.00	0	\$ -
e. \$100,000.01 - \$500,000.00	0	\$ -
f. Over \$500,000.00	0	\$ -
<b>Sub-Total to Date</b>	<b>5</b>	<b>\$ 12,970.00</b>
<b>5. Physical Injury / Death</b>		
a. \$0.01 - \$5,000.00	3	\$ 736.50
b. \$5,000.01 - \$10,000.00	0	\$ -
c. \$10,000.01 - \$25,000.00	0	\$ -
d. \$25,000.01 - \$100,000.00	0	\$ -
e. \$100,000.01 - \$500,000.00	0	\$ -
f. Over \$500,000.00	0	\$ -
<b>Sub-Total to Date</b>	<b>3</b>	<b>\$ 736.50</b>
<b>6. Other Claims</b>		
a. \$0.01 - \$5,000.00	0	\$ -
b. \$5,000.01 - \$10,000.00	0	\$ -
c. \$10,000.01 - \$25,000.00	0	\$ -
d. \$25,000.01 - \$100,000.00	0	\$ -
e. \$100,000.01 - \$500,000.00	0	\$ -
f. Over \$500,000.00	0	\$ -
<b>Sub-Total to Date</b>	<b>0</b>	<b>\$ -</b>
<b>Total to Date</b>	<b>19105</b>	<b>\$ 206,022,001.34</b>

**GCCF Program Statistics - Overall Summary**  
(as of September 18, 2010, 5:05 PM ET)

**Claims by State**

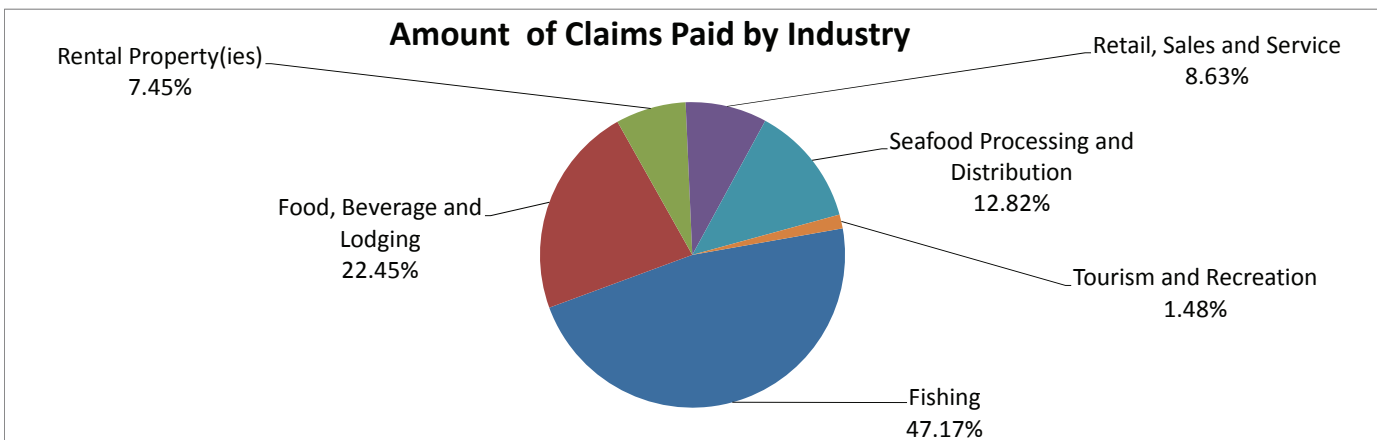
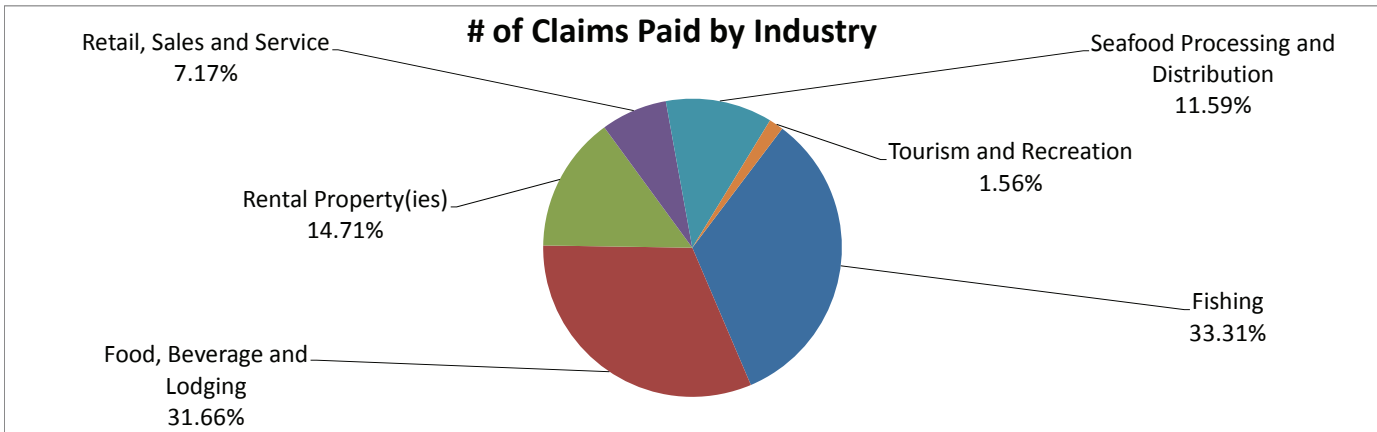
Claim State of Origin	Claims Submitted	No. of Claims Paid	Amount Paid
Louisiana	18,728	5,136	\$ 83,956,650.00
Florida	21,838	6,814	\$ 55,306,916.46
Alabama	15,948	4,902	\$ 40,691,598.38
Mississippi	8,635	1,690	\$ 18,855,136.50
Texas	2,154	559	\$ 7,160,800.00
Others	1,279	4	\$ 50,900.00
<b>Total to Date</b>	<b>68,582</b>	<b>19,105</b>	<b>\$ 206,022,001.34</b>



**GCCF Program Statistics - Overall Summary**  
(as of September 18, 2010, 5:05 PM ET)

**Lost Earnings or Profits Claims Paid by Industry**

Claims by Amount	No. of Claims Paid	Amount Paid
Fishing	6360	\$ 97,149,900.00
Food, Beverage and Lodging	6046	\$ 46,240,316.46
Rental Property(ies)	2808	\$ 15,343,500.00
Retail, Sales and Service	1370	\$ 17,776,800.00
Seafood Processing and Distribution	2213	\$ 26,405,715.00
Tourism and Recreation	298	\$ 3,056,900.00
<b>Total to Date</b>	<b>19,095</b>	<b>\$ 205,973,131.46</b>



## GCCF Program Statistics - Overall Summary (as of September 18, 2010, 5:05 PM ET)

### Claims Paid by County / Parish

County/Parish	State	No. of Claims Paid	Amount Paid
Baldwin	Alabama	3,189	\$ 25,117,633.38
Calhoun	Alabama	1	\$ 2,200.00
Chilton	Alabama	1	\$ 17,300.00
Clarke	Alabama	4	\$ 10,400.00
Colbert	Alabama	1	\$ 4,000.00
Covington	Alabama	4	\$ 31,500.00
Cullman	Alabama	2	\$ 4,400.00
Elmore	Alabama	1	\$ 1,000.00
Escambia	Alabama	6	\$ 26,600.00
Etowah	Alabama	3	\$ 13,500.00
Franklin	Alabama	2	\$ 5,800.00
Houston	Alabama	2	\$ 8,300.00
Jackson	Alabama	1	\$ 3,500.00
Jefferson	Alabama	13	\$ 32,800.00
Lauderdale	Alabama	1	\$ 5,800.00
Lee	Alabama	1	\$ 1,300.00
Limestone	Alabama	2	\$ 15,700.00
Madison	Alabama	6	\$ 44,700.00
Marengo	Alabama	1	\$ 4,600.00
Marshall	Alabama	1	\$ 1,500.00
Mobile	Alabama	1,553	\$ 14,192,865.00
Monroe	Alabama	11	\$ 119,500.00
Montgomery	Alabama	4	\$ 25,600.00
Morgan	Alabama	3	\$ 7,300.00
Randolph	Alabama	1	\$ 2,500.00
St. Clair	Alabama	2	\$ 17,400.00
Shelby	Alabama	9	\$ 31,500.00
Sumter	Alabama	1	\$ 4,300.00
Talladega	Alabama	1	\$ 3,400.00
Tallapoosa	Alabama	1	\$ 1,000.00
Tuscaloosa	Alabama	7	\$ 24,100.00
Walker	Alabama	1	\$ 5,100.00
Washington	Alabama	1	\$ 1,400.00
Wilcox	Alabama	5	\$ 60,600.00
Claimant did not provide; GCCF Researching	Alabama	60	\$ 842,500.00
Alachua	Florida	5	\$ 25,300.00
Bay	Florida	1,114	\$ 8,637,200.00
Brevard	Florida	1	\$ 51,000.00
Broward	Florida	8	\$ 132,300.00
Calhoun	Florida	4	\$ 36,700.00
Charlotte	Florida	3	\$ 30,800.00
Citrus	Florida	34	\$ 262,600.00
Collier	Florida	27	\$ 384,300.00
Columbia	Florida	1	\$ 2,800.00
Dixie	Florida	11	\$ 123,700.00
Duval	Florida	6	\$ 93,700.00
Escambia	Florida	1,271	\$ 9,684,200.00

**GCCF Program Statistics - Overall Summary**  
(as of September 18, 2010, 5:05 PM ET)

**Claims Paid by County / Parish (continued)**

County/Parish	State	No. of Claims Paid	Amount Paid
Franklin	Florida	388	\$ 2,381,100.00
Gadsden	Florida	2	\$ 17,300.00
Gulf	Florida	109	\$ 858,900.00
Hernando	Florida	23	\$ 313,500.00
Hillsborough	Florida	32	\$ 438,300.00
Holmes	Florida	10	\$ 74,900.00
Indian River	Florida	1	\$ 47,200.00
Jackson	Florida	3	\$ 10,500.00
Jefferson	Florida	7	\$ 38,900.00
Lake	Florida	3	\$ 7,600.00
Lee	Florida	22	\$ 250,300.00
Leon	Florida	12	\$ 55,100.00
Levy	Florida	30	\$ 343,500.00
Liberty	Florida	7	\$ 43,000.00
Madison	Florida	1	\$ 2,100.00
Manatee	Florida	13	\$ 185,400.00
Marion	Florida	1	\$ 5,300.00
Miami-Dade	Florida	5	\$ 70,200.00
Monroe	Florida	50	\$ 864,000.00
Nassau	Florida	1	\$ 9,700.00
Okaloosa	Florida	1,988	\$ 15,513,400.00
Orange	Florida	7	\$ 36,700.00
Palm Beach	Florida	5	\$ 172,000.00
Pasco	Florida	56	\$ 562,300.00
Pinellas	Florida	96	\$ 1,546,300.00
Polk	Florida	3	\$ 14,100.00
Putnam	Florida	1	\$ 18,400.00
St. Johns	Florida	5	\$ 48,200.00
St. Lucie	Florida	1	\$ 34,300.00
Santa Rosa	Florida	570	\$ 4,416,616.46
Sarasota	Florida	6	\$ 99,600.00
Sumter	Florida	1	\$ 3,400.00
Taylor	Florida	9	\$ 92,700.00
Volusia	Florida	2	\$ 101,900.00
Wakulla	Florida	125	\$ 1,188,200.00
Walton	Florida	675	\$ 5,345,200.00
Washington	Florida	14	\$ 134,900.00
Claimant did not provide; GCCF Researching	Florida	45	\$ 497,300.00
Bryan	Georgia	1	\$ 5,800.00
Cobb	Georgia	1	\$ 20,000.00
Acadia	Louisiana	3	\$ 21,200.00
Ascension	Louisiana	8	\$ 124,600.00
Assumption	Louisiana	16	\$ 153,800.00
Avoyelles	Louisiana	2	\$ 18,800.00
Beauregard	Louisiana	1	\$ 4,200.00
Calcasieu	Louisiana	46	\$ 573,200.00
Cameron	Louisiana	90	\$ 1,102,400.00
Concordia	Louisiana	1	\$ 3,200.00

**GCCF Program Statistics - Overall Summary**  
(as of September 18, 2010, 5:05 PM ET)

**Claims Paid by County / Parish (continued)**

County/Parish	State	No. of Claims Paid	Amount Paid
E. Baton Rouge	Louisiana	27	\$ 227,500.00
E. Feliciana	Louisiana	2	\$ 5,900.00
Evangeline	Louisiana	2	\$ 47,900.00
Franklin	Louisiana	2	\$ 26,000.00
Iberia	Louisiana	120	\$ 1,654,300.00
Iberville	Louisiana	5	\$ 85,900.00
Jackson	Louisiana	1	\$ 3,900.00
Jefferson	Louisiana	863	\$ 10,945,300.00
Jefferson Davis	Louisiana	2	\$ 7,700.00
Lafayette	Louisiana	69	\$ 1,120,300.00
Lafourche	Louisiana	458	\$ 5,750,300.00
Livingston	Louisiana	9	\$ 53,600.00
Natchitoches	Louisiana	1	\$ 28,800.00
Orleans	Louisiana	561	\$ 6,883,900.00
Ouachita	Louisiana	3	\$ 3,700.00
Plaquemines	Louisiana	562	\$ 26,017,100.00
Pointe Coupee	Louisiana	1	\$ 9,700.00
Rapides	Louisiana	2	\$ 7,000.00
St. Bernard	Louisiana	318	\$ 5,747,700.00
St. Charles	Louisiana	57	\$ 880,500.00
St. Helena	Louisiana	1	\$ 17,300.00
St. James	Louisiana	4	\$ 35,900.00
St. John the Baptist	Louisiana	10	\$ 60,200.00
St. Landry	Louisiana	4	\$ 35,700.00
St. Martin	Louisiana	32	\$ 246,550.00
St. Mary	Louisiana	171	\$ 2,352,700.00
St. Tammany	Louisiana	187	\$ 2,687,300.00
Tangipahoa	Louisiana	56	\$ 488,200.00
Terrebonne	Louisiana	1,062	\$ 11,914,600.00
Vermilion	Louisiana	260	\$ 3,250,800.00
Washington	Louisiana	5	\$ 68,700.00
Claimant did not provide; GCCF Researching	Louisiana	112	\$ 1,290,300.00
Baltimore	Maryland	1	\$ 20,200.00
Amite	Mississippi	1	\$ 11,100.00
DeSoto	Mississippi	1	\$ 6,800.00
Forrest	Mississippi	4	\$ 32,200.00
George	Mississippi	12	\$ 144,800.00
Greene	Mississippi	1	\$ 3,500.00
Hancock	Mississippi	215	\$ 2,117,100.00
Harrison	Mississippi	960	\$ 10,667,436.50
Hinds	Mississippi	3	\$ 21,400.00
Holmes	Mississippi	1	\$ 5,100.00
Jackson	Mississippi	396	\$ 4,903,700.00

**GCCF Program Statistics - Overall Summary**  
 (as of September 18, 2010, 5:05 PM ET)

**Claims Paid by County / Parish (continued)**

County/Parish	State	No. of Claims Paid	Amount Paid
Lafayette	Mississippi	1	\$ 12,100.00
Lamar	Mississippi	4	\$ 38,900.00
Lauderdale	Mississippi	2	\$ 9,400.00
Lincoln	Mississippi	2	\$ 10,900.00
Madison	Mississippi	3	\$ 27,000.00
Marion	Mississippi	4	\$ 65,300.00
Monroe	Mississippi	2	\$ 16,500.00
Oktibbeha	Mississippi	1	\$ 6,400.00
Pearl River	Mississippi	14	\$ 118,400.00
Perry	Mississippi	2	\$ 17,700.00
Pike	Mississippi	3	\$ 22,000.00
Rankin	Mississippi	2	\$ 7,500.00
Simpson	Mississippi	1	\$ 3,500.00
Stone	Mississippi	10	\$ 98,700.00
Claimant did not provide; GCCF Researching	Mississippi	45	\$ 487,700.00
Aransas	Texas	2	\$ 87,500.00
Bexar	Texas	2	\$ 36,400.00
Brazoria	Texas	8	\$ 316,300.00
Brazos	Texas	1	\$ 11,400.00
Calhoun	Texas	14	\$ 111,400.00
Cameron	Texas	10	\$ 74,100.00
Chambers	Texas	5	\$ 260,800.00
Dallas	Texas	3	\$ 38,200.00
Fort Bend	Texas	9	\$ 91,900.00
Galveston	Texas	177	\$ 1,964,300.00
Gregg	Texas	1	\$ 4,000.00
Hardin	Texas	1	\$ 5,100.00
Harris	Texas	140	\$ 1,593,800.00
Harrison	Texas	1	\$ 2,500.00
Houston	Texas	1	\$ 3,500.00
Jackson	Texas	1	\$ 15,500.00
Jefferson	Texas	116	\$ 1,426,700.00
Lubbock	Texas	1	\$ 2,400.00
Matagorda	Texas	24	\$ 305,300.00
Montgomery	Texas	1	\$ 31,200.00
Nueces	Texas	2	\$ 3,800.00
Orange	Texas	6	\$ 196,500.00
Tarrant	Texas	3	\$ 85,500.00
Travis	Texas	3	\$ 47,700.00
Victoria	Texas	1	\$ 10,500.00
Claimant did not provide; GCCF Researching	Texas	26	\$ 434,500.00
Northumberland	Virginia	1	\$ 4,900.00
<b>Total to Date</b>		<b>19,105</b>	<b>\$ 206,022,001.34</b>