

GCCF Program Statistics - Overall Summary (as of September 17, 2010, 5:05 PM ET)

These Summary Reports provide information for claims submitted to the GCCF, which commenced operation on August 23, 2010. The GCCF is in the process of reviewing and integrating the data for all claimant records and supporting documentation filed with the BP Claims Center prior to August 23, 2010. This data has been transferred from the BP Claims Center to the GCCF. Once that review and integration process is completed, the GCCF will provide a comprehensive report on all claims filed and payments made to date. The number below includes new claimants and claimants applying for additional emergency benefits.

Claimants <i>(Claimants may have one or more claims)</i>	No. of Claimants	No. of Claims
1. Individual*	38,601	42,492
2. Business*	22,893	25,761
<i>*Individual v. Business classification is subject to change.</i>		
Total to Date**	61,494	68,253
<i>**Number of Claimants / Claims is under review to isolate duplication, if any.</i>		

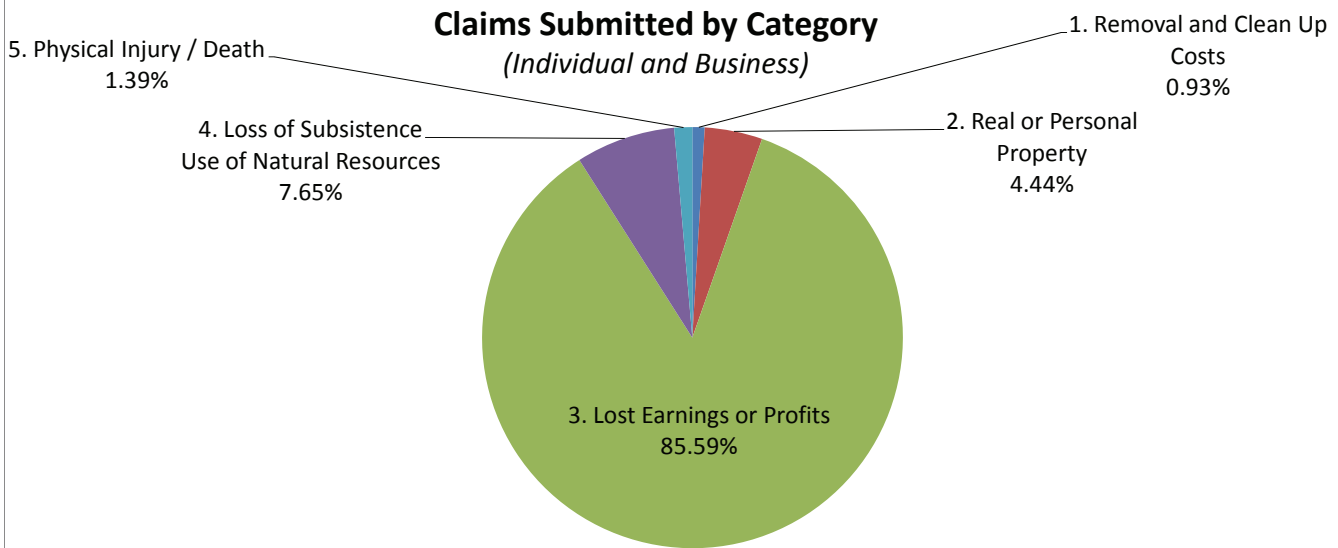
Claims by Emergency Or Final Payment	Claims Submitted	No. of Claims Paid or Approved for Payment	No. of Claims Paid	Amount Paid
1. Emergency Advance Payment	62,552	18,993	18,348	\$ 193,389,101.34
2. Final Claim*	5,701	0	0	\$ -
<i>*Review underway to determine whether claimant intended to file Final Claim.</i>				
Total to Date	68,253	18,993	18,348	\$ 193,389,101.34

Claims by Category <i>(includes Individual and Business)</i>	Claims Submitted	No. of Claims Paid	Amount Paid
1. Removal and Clean Up Costs	637	0	\$ -
2. Real or Personal Property	3,028	2	\$ 35,163.38
3. Lost Earnings or Profits	58,421	18,338	\$ 193,340,231.46
4. Loss of Subsistence Use of Natural Resources	5,219	5	\$ 12,970.00
5. Physical Injury / Death	948	3	\$ 736.50
Sub-Total to Date	68,253	18,348	\$ 193,389,101.34

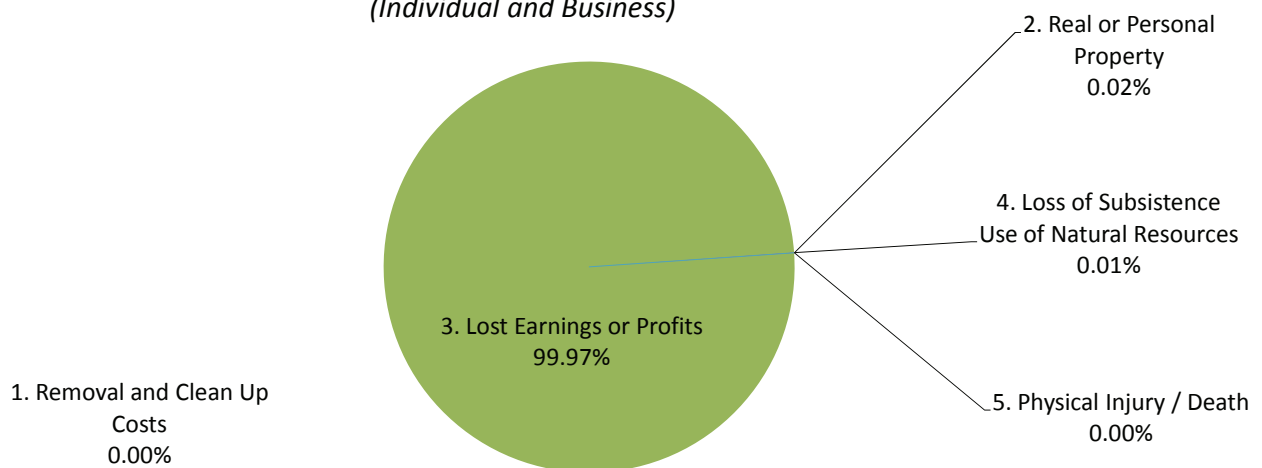
Separate Fund for Real Estate Brokers and Agents			\$ 34,500,000.00
Total to Date			\$ 227,889,101.34

Claims by Type	No. of Claims Paid	Amount Paid
1. Individual	12,566	\$ 99,397,101.34
2. Business	5,782	\$ 93,992,000.00
Total to Date	18,348	\$ 193,389,101.34

GCCCF Program Statistics - Overall Summary (as of September 17, 2010, 5:05 PM ET)



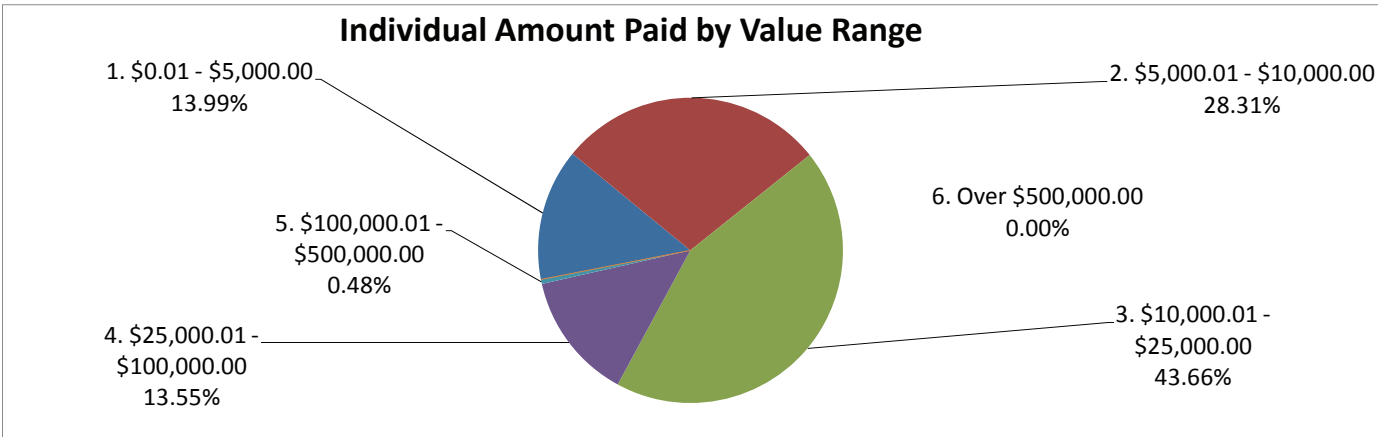
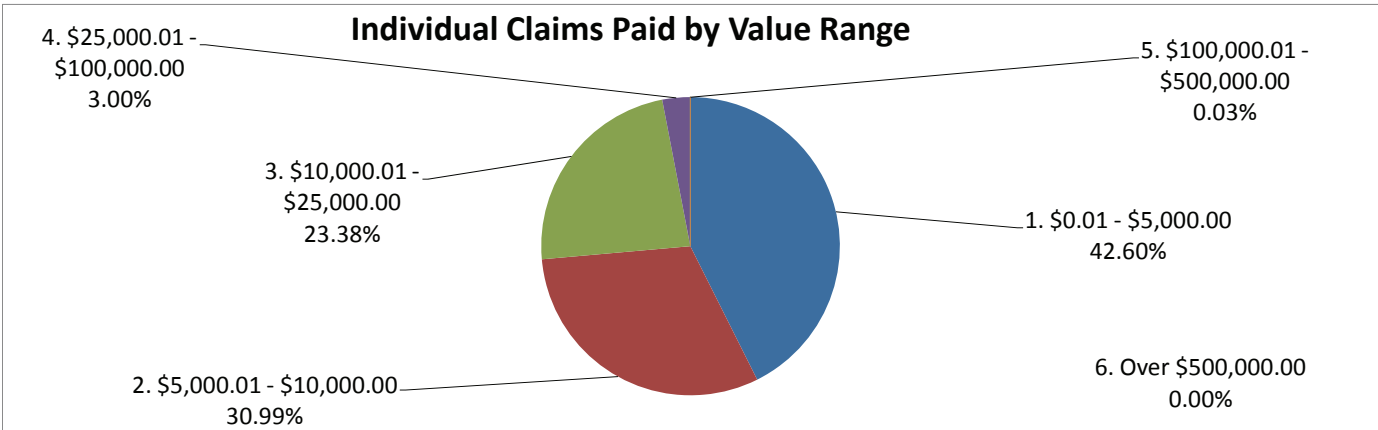
Amount Paid to Claims by Category
(Individual and Business)



GCCF Program Statistics - Overall Summary
(as of September 17, 2010, 5:05 PM ET)

Individual Claims by Amount

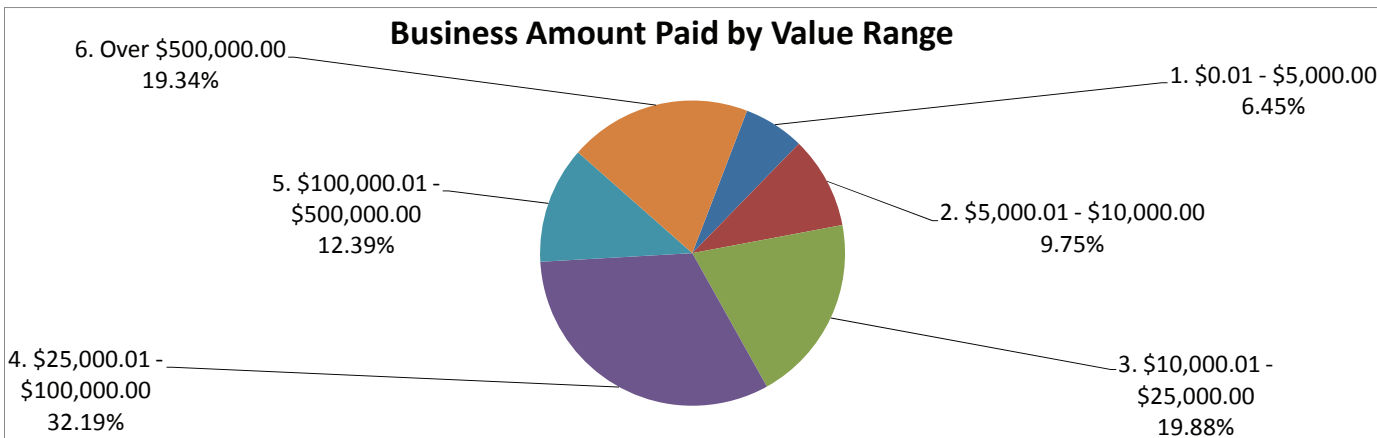
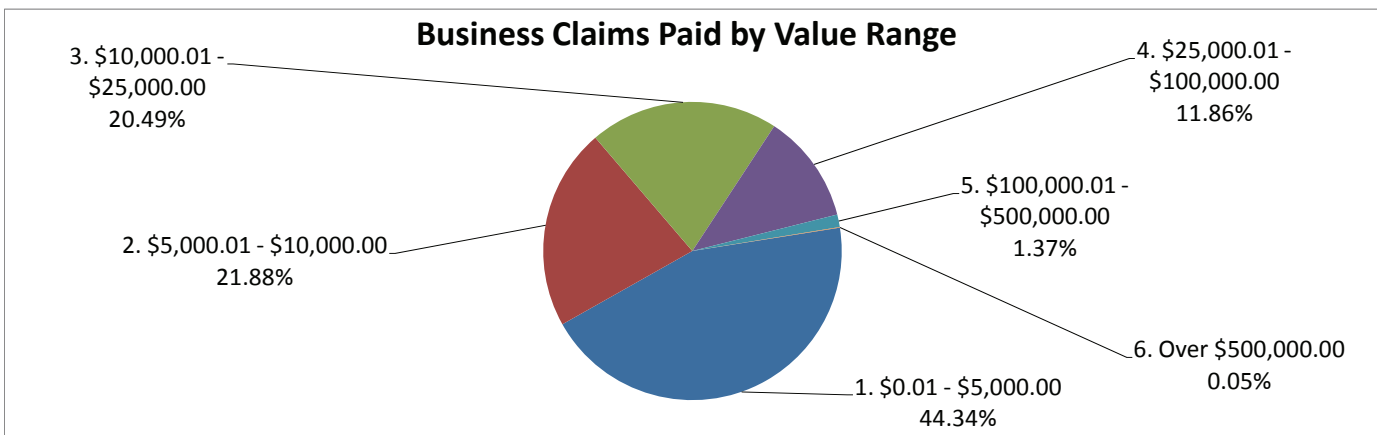
Claims by Amount	No. of Claims Paid	Amount Paid
1. \$0.01 - \$5,000.00	5353	\$ 13,907,156.50
2. \$5,000.01 - \$10,000.00	3894	\$ 28,144,100.00
3. \$10,000.01 - \$25,000.00	2938	\$ 43,400,981.46
4. \$25,000.01 - \$100,000.00	377	\$ 13,466,263.38
5. \$100,000.01 - \$500,000.00	4	\$ 478,600.00
6. Over \$500,000.00	0	\$ -
Total to Date	12,566	\$ 99,397,101.34



GCCF Program Statistics - Overall Summary
(as of September 17, 2010, 5:05 PM ET)

Business Claims by Amount

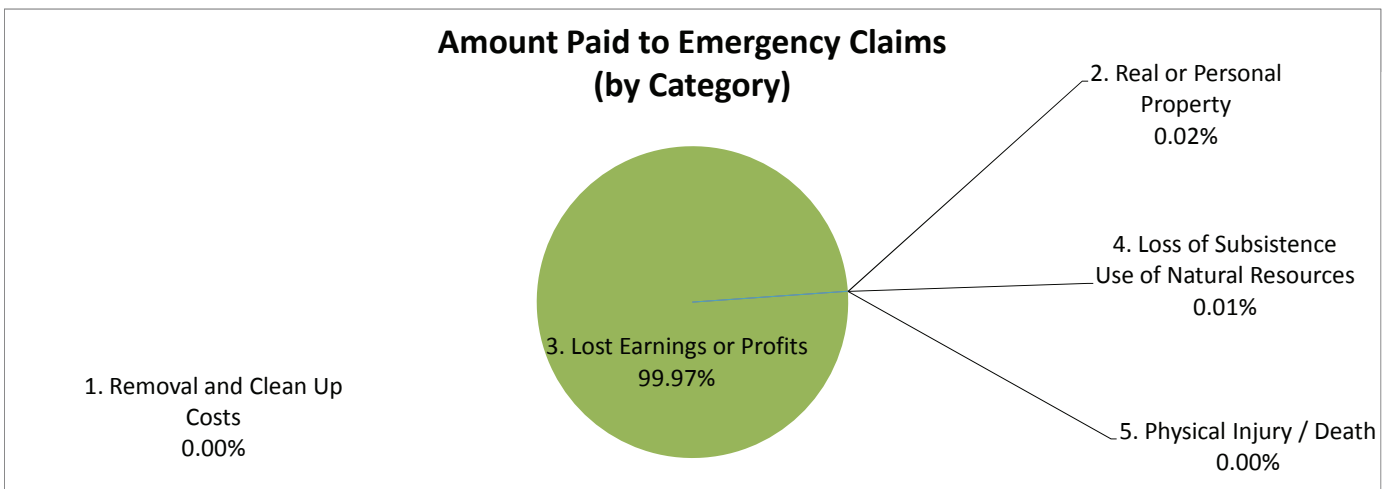
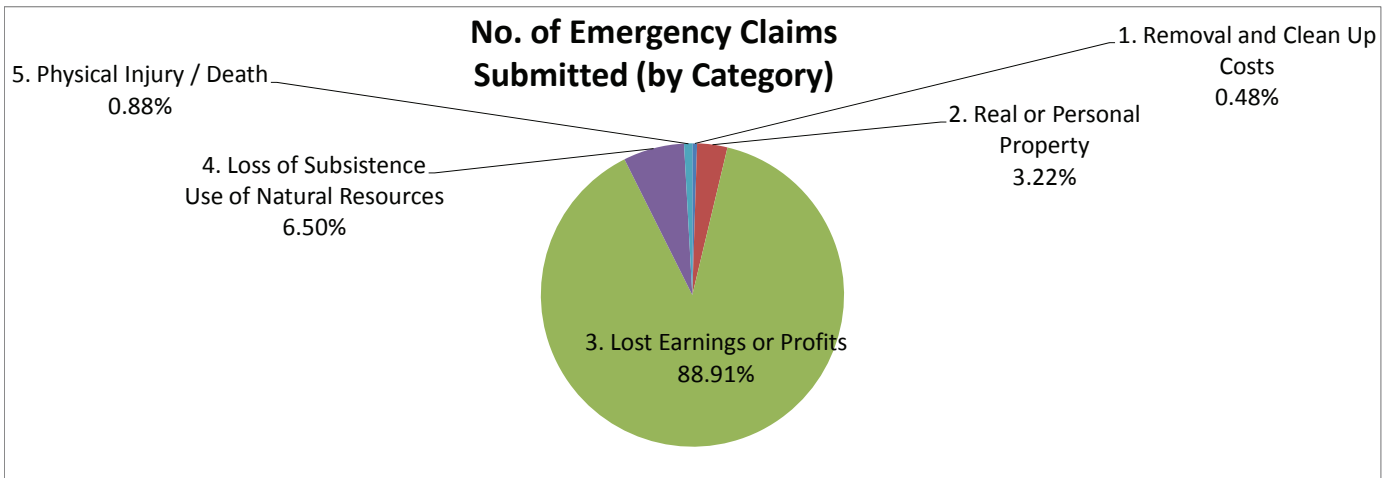
Claims by Amount	No. of Claims Paid	Amount Paid
1. \$0.01 - \$5,000.00	2564	\$ 6,065,200.00
2. \$5,000.01 - \$10,000.00	1265	\$ 9,162,700.00
3. \$10,000.01 - \$25,000.00	1185	\$ 18,681,200.00
4. \$25,000.01 - \$100,000.00	686	\$ 30,253,900.00
5. \$100,000.01 - \$500,000.00	79	\$ 11,647,500.00
6. Over \$500,000.00	3	\$ 18,181,500.00
Total to Date	5,782	\$ 93,992,000.00



GCCCF Program Statistics - Overall Summary (as of September 17, 2010, 5:05 PM ET)

Emergency Advance Claim Counts by Category

Claims for Emergency Advance Payment	Claims Submitted	No. of Claims Paid	Amount Paid
1. Removal and Clean Up Costs	299	0	\$ -
2. Real or Personal Property	2,017	2	\$ 35,163.38
3. Lost Earnings or Profits	55,614	18,338	\$ 193,340,231.46
4. Loss of Subsistence Use of Natural Resources	4,069	5	\$ 12,970.00
5. Physical Injury / Death	553	3	\$ 736.50
Total to Date	62,552	18,348	\$ 193,389,101.34

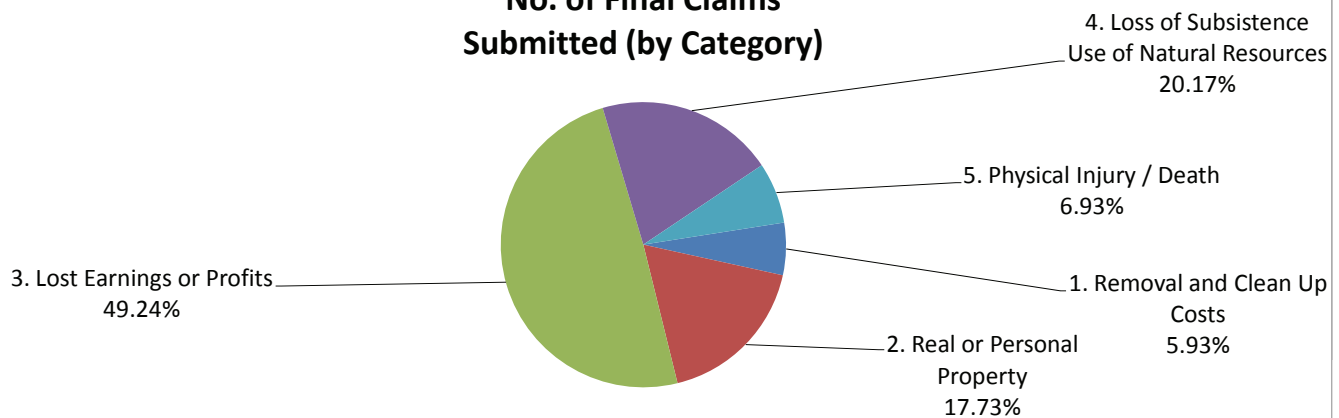


GCCCF Program Statistics - Overall Summary (as of September 17, 2010, 5:05 PM ET)

Final Payment Claim Counts by Category

Claims Seeking Final Payment	Claims Submitted	No. of Claims Paid	Amount Paid
1. Removal and Clean Up Costs	338	0	\$ -
2. Real or Personal Property	1,011	0	\$ -
3. Lost Earnings or Profits	2,807	0	\$ -
4. Loss of Subsistence Use of Natural Resources	1,150	0	\$ -
5. Physical Injury / Death	395	0	\$ -
Total to Date	5,701	0	\$ -

No. of Final Claims Submitted (by Category)



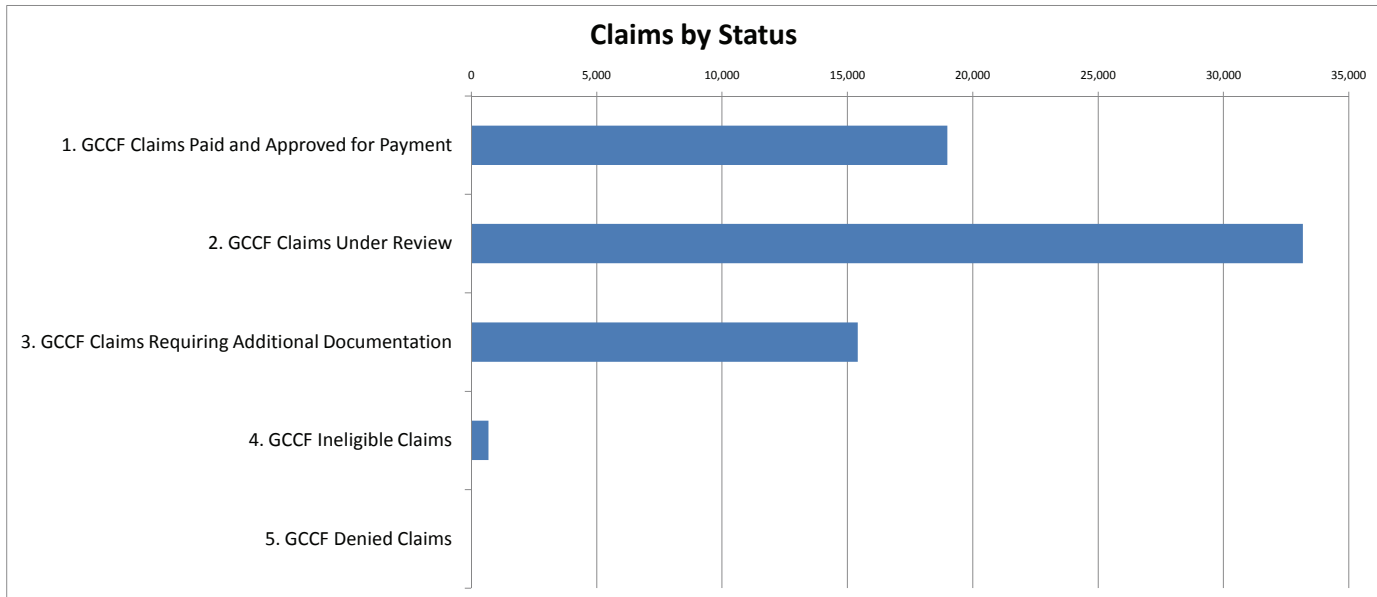
Amount Paid to Final Claims (by Category)

No data to chart yet

GCCF Program Statistics - Overall Summary
(as of September 17, 2010, 5:05 PM ET)

Claim Counts by Status

Claim Status	No. of Claims
1. GCCF Claims Paid and Approved for Payment	18,993
2. GCCF Claims Under Review	33,166
3. GCCF Claims Requiring Additional Documentation	15,410
4. GCCF Ineligible Claims	683
5. GCCF Denied Claims	1
TOTAL GCCF Claims Submitted to Date	68,253



GCCF Program Statistics - Overall Summary (as of September 17, 2010, 5:05 PM ET)

Claims by Category and Amount

Claims by Category and Amount	No. of Claims Paid	Amount Paid
1. Removal and Clean Up Costs		
a. \$0.01 - \$5,000.00	0	\$ -
b. \$5,000.01 - \$10,000.00	0	\$ -
c. \$10,000.01 - \$25,000.00	0	\$ -
d. \$25,000.01 - \$100,000.00	0	\$ -
e. \$100,000.01 - \$500,000.00	0	\$ -
f. Over \$500,000.00	0	\$ -
Sub-Total to Date	0	\$ -
2. Real or Personal Property		
a. \$0.01 - \$5,000.00	0	\$ -
b. \$5,000.01 - \$10,000.00	1	\$ 8,600.00
c. \$10,000.01 - \$25,000.00	0	\$ -
d. \$25,000.01 - \$100,000.00	1	\$ 26,563.38
e. \$100,000.01 - \$500,000.00	0	\$ -
f. Over \$500,000.00	0	\$ -
Sub-Total to Date	2	\$ 35,163.38
3. Lost Earnings or Profits		
a. \$0.01 - \$5,000.00	7909	\$ 19,958,650.00
b. \$5,000.01 - \$10,000.00	5158	\$ 37,298,200.00
c. \$10,000.01 - \$25,000.00	4123	\$ 62,082,181.46
d. \$25,000.01 - \$100,000.00	1062	\$ 43,693,600.00
e. \$100,000.01 - \$500,000.00	83	\$ 12,126,100.00
f. Over \$500,000.00	3	\$ 18,181,500.00
Sub-Total to Date	18338	\$ 193,340,231.46

GCCF Program Statistics - Overall Summary
(as of September 17, 2010, 5:05 PM ET)

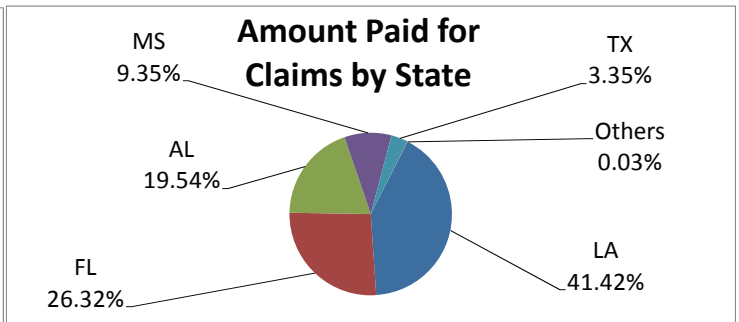
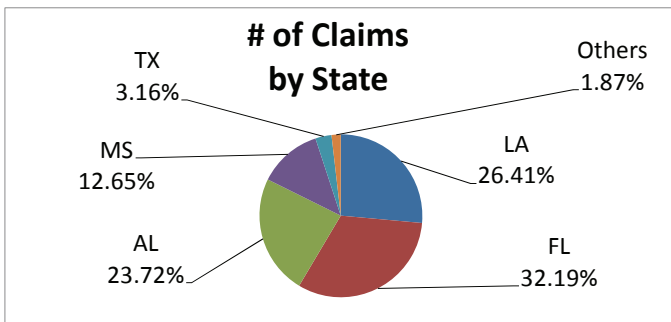
Claims by Category and Amount

Claims by Category and Amount	No. of Claims Paid	Amount Paid
4. Loss of Subsistence Use of Natural Resources		
a. \$0.01 - \$5,000.00	5	\$ 12,970.00
b. \$5,000.01 - \$10,000.00	0	\$ -
c. \$10,000.01 - \$25,000.00	0	\$ -
d. \$25,000.01 - \$100,000.00	0	\$ -
e. \$100,000.01 - \$500,000.00	0	\$ -
f. Over \$500,000.00	0	\$ -
Sub-Total to Date	5	\$ 12,970.00
5. Physical Injury / Death		
a. \$0.01 - \$5,000.00	3	\$ 736.50
b. \$5,000.01 - \$10,000.00	0	\$ -
c. \$10,000.01 - \$25,000.00	0	\$ -
d. \$25,000.01 - \$100,000.00	0	\$ -
e. \$100,000.01 - \$500,000.00	0	\$ -
f. Over \$500,000.00	0	\$ -
Sub-Total to Date	3	\$ 736.50
6. Other Claims		
a. \$0.01 - \$5,000.00	0	\$ -
b. \$5,000.01 - \$10,000.00	0	\$ -
c. \$10,000.01 - \$25,000.00	0	\$ -
d. \$25,000.01 - \$100,000.00	0	\$ -
e. \$100,000.01 - \$500,000.00	0	\$ -
f. Over \$500,000.00	0	\$ -
Sub-Total to Date	0	\$ -
Total to Date	18348	\$ 193,389,101.34

GCCF Program Statistics - Overall Summary
(as of September 17, 2010, 5:05 PM ET)

Claims by State

Claim State of Origin	Claims Submitted	No. of Claims Paid	Amount Paid
Louisiana	18,024	4,942	\$ 80,101,050.00
Florida	21,973	6,523	\$ 50,900,916.46
Alabama	16,190	4,709	\$ 37,782,598.38
Mississippi	8,635	1,641	\$ 18,082,036.50
Texas	2,154	529	\$ 6,471,600.00
Others	1,277	4	\$ 50,900.00
Total to Date	68,253	18,348	\$ 193,389,101.34



GCCCF Program Statistics - Overall Summary (as of September 17, 2010, 5:05 PM ET)

Claims Paid by County / Parish

County/Parish	State	No. of Claims Paid	Amount Paid
Baldwin	Alabama	3,054	\$ 23,379,033.38
Calhoun	Alabama	1	\$ 2,200.00
Chilton	Alabama	1	\$ 17,300.00
Clarke	Alabama	4	\$ 10,400.00
Colbert	Alabama	1	\$ 4,000.00
Covington	Alabama	4	\$ 31,500.00
Cullman	Alabama	2	\$ 4,400.00
Elmore	Alabama	1	\$ 1,000.00
Escambia	Alabama	6	\$ 26,600.00
Etowah	Alabama	3	\$ 13,500.00
Franklin	Alabama	2	\$ 5,800.00
Houston	Alabama	2	\$ 8,300.00
Jackson	Alabama	1	\$ 3,500.00
Jefferson	Alabama	13	\$ 32,800.00
Lauderdale	Alabama	1	\$ 5,800.00
Lee	Alabama	1	\$ 1,300.00
Limestone	Alabama	2	\$ 15,700.00
Madison	Alabama	6	\$ 44,700.00
Marengo	Alabama	1	\$ 4,600.00
Marshall	Alabama	1	\$ 1,500.00
Mobile	Alabama	1,508	\$ 13,205,165.00
Monroe	Alabama	11	\$ 119,500.00
Montgomery	Alabama	4	\$ 25,600.00
Morgan	Alabama	3	\$ 7,300.00
Randolph	Alabama	1	\$ 2,500.00
St. Clair	Alabama	2	\$ 17,400.00
Shelby	Alabama	9	\$ 31,500.00
Sumter	Alabama	1	\$ 4,300.00
Talladega	Alabama	1	\$ 3,400.00
Tallapoosa	Alabama	1	\$ 1,000.00
Tuscaloosa	Alabama	7	\$ 24,100.00
Walker	Alabama	1	\$ 5,100.00
Washington	Alabama	1	\$ 1,400.00
Wilcox	Alabama	5	\$ 60,600.00
Claimant did not provide; GCCF Researching	Alabama	47	\$ 659,800.00
Alachua	Florida	5	\$ 25,300.00
Bay	Florida	1,067	\$ 8,216,800.00
Brevard	Florida	1	\$ 51,000.00
Broward	Florida	8	\$ 132,300.00
Calhoun	Florida	4	\$ 36,700.00
Charlotte	Florida	3	\$ 30,800.00
Citrus	Florida	33	\$ 259,500.00
Collier	Florida	27	\$ 384,300.00
Columbia	Florida	1	\$ 2,800.00
Dixie	Florida	11	\$ 123,700.00
Duval	Florida	5	\$ 67,800.00
Escambia	Florida	1,235	\$ 8,795,300.00

GCCF Program Statistics - Overall Summary
(as of September 17, 2010, 5:05 PM ET)

Claims Paid by County / Parish (continued)

County/Parish	State	No. of Claims Paid	Amount Paid
Franklin	Florida	367	\$ 2,146,200.00
Gadsden	Florida	2	\$ 17,300.00
Gulf	Florida	107	\$ 846,800.00
Hernando	Florida	23	\$ 313,500.00
Hillsborough	Florida	31	\$ 423,900.00
Holmes	Florida	10	\$ 74,900.00
Indian River	Florida	1	\$ 47,200.00
Jackson	Florida	3	\$ 10,500.00
Jefferson	Florida	7	\$ 38,900.00
Lake	Florida	3	\$ 7,600.00
Lee	Florida	21	\$ 248,300.00
Leon	Florida	12	\$ 55,100.00
Levy	Florida	28	\$ 308,200.00
Liberty	Florida	7	\$ 43,000.00
Madison	Florida	1	\$ 2,100.00
Manatee	Florida	11	\$ 152,200.00
Marion	Florida	1	\$ 5,300.00
Miami-Dade	Florida	5	\$ 70,200.00
Monroe	Florida	49	\$ 854,500.00
Nassau	Florida	1	\$ 9,700.00
Okaloosa	Florida	1,889	\$ 13,958,300.00
Orange	Florida	7	\$ 36,700.00
Palm Beach	Florida	5	\$ 172,000.00
Pasco	Florida	55	\$ 523,400.00
Pinellas	Florida	92	\$ 1,492,000.00
Polk	Florida	3	\$ 14,100.00
Putnam	Florida	1	\$ 18,400.00
St. Johns	Florida	5	\$ 48,200.00
St. Lucie	Florida	1	\$ 34,300.00
Santa Rosa	Florida	547	\$ 4,156,116.46
Sarasota	Florida	6	\$ 99,600.00
Sumter	Florida	1	\$ 3,400.00
Taylor	Florida	9	\$ 92,700.00
Volusia	Florida	2	\$ 101,900.00
Wakulla	Florida	121	\$ 1,142,100.00
Walton	Florida	642	\$ 4,748,900.00
Washington	Florida	13	\$ 114,200.00
Claimant did not provide; GCCF Researching	Florida	34	\$ 342,900.00
Bryan	Georgia	1	\$ 5,800.00
Cobb	Georgia	1	\$ 20,000.00
Acadia	Louisiana	3	\$ 21,200.00
Ascension	Louisiana	8	\$ 124,600.00
Assumption	Louisiana	16	\$ 153,800.00
Avoyelles	Louisiana	2	\$ 18,800.00
Beauregard	Louisiana	1	\$ 4,200.00
Calcasieu	Louisiana	43	\$ 534,800.00
Cameron	Louisiana	87	\$ 1,051,300.00
Concordia	Louisiana	1	\$ 3,200.00

GCCF Program Statistics - Overall Summary (as of September 17, 2010, 5:05 PM ET)

Claims Paid by County / Parish (continued)

County/Parish	State	No. of Claims Paid	Amount Paid
E. Baton Rouge	Louisiana	26	\$ 168,700.00
E. Feliciana	Louisiana	2	\$ 5,900.00
Evangeline	Louisiana	1	\$ 17,100.00
Franklin	Louisiana	2	\$ 26,000.00
Iberia	Louisiana	110	\$ 1,482,100.00
Iberville	Louisiana	5	\$ 85,900.00
Jackson	Louisiana	1	\$ 3,900.00
Jefferson	Louisiana	833	\$ 10,379,300.00
Jefferson Davis	Louisiana	2	\$ 7,700.00
Lafayette	Louisiana	60	\$ 952,000.00
Lafourche	Louisiana	446	\$ 5,510,400.00
Livingston	Louisiana	9	\$ 53,600.00
Natchitoches	Louisiana	1	\$ 28,800.00
Orleans	Louisiana	532	\$ 6,004,200.00
Ouachita	Louisiana	3	\$ 3,700.00
Plaquemines	Louisiana	539	\$ 25,639,200.00
Pointe Coupee	Louisiana	1	\$ 9,700.00
Rapides	Louisiana	2	\$ 7,000.00
St. Bernard	Louisiana	308	\$ 5,524,300.00
St. Charles	Louisiana	56	\$ 863,400.00
St. Helena	Louisiana	1	\$ 17,300.00
St. James	Louisiana	4	\$ 35,900.00
St. John the Baptist	Louisiana	10	\$ 60,200.00
St. Landry	Louisiana	4	\$ 35,700.00
St. Martin	Louisiana	31	\$ 230,050.00
St. Mary	Louisiana	162	\$ 2,175,600.00
St. Tammany	Louisiana	185	\$ 2,682,900.00
Tangipahoa	Louisiana	56	\$ 488,200.00
Terrebonne	Louisiana	1,038	\$ 11,400,800.00
Vermilion	Louisiana	248	\$ 3,047,500.00
Washington	Louisiana	5	\$ 68,700.00
Claimant did not provide; GCCF Researching	Louisiana	98	\$ 1,173,400.00
Baltimore	Maryland	1	\$ 20,200.00
Amite	Mississippi	1	\$ 11,100.00
DeSoto	Mississippi	1	\$ 6,800.00
Forrest	Mississippi	4	\$ 32,200.00
George	Mississippi	12	\$ 144,800.00
Greene	Mississippi	1	\$ 3,500.00
Hancock	Mississippi	210	\$ 2,072,500.00
Harrison	Mississippi	928	\$ 10,234,036.50
Hinds	Mississippi	3	\$ 21,400.00
Holmes	Mississippi	1	\$ 5,100.00
Jackson	Mississippi	389	\$ 4,682,900.00

GCCF Program Statistics - Overall Summary
(as of September 17, 2010, 5:05 PM ET)

Claims Paid by County / Parish (continued)

County/Parish	State	No. of Claims Paid	Amount Paid
Lafayette	Mississippi	1	\$ 12,100.00
Lamar	Mississippi	4	\$ 38,900.00
Lauderdale	Mississippi	2	\$ 9,400.00
Lincoln	Mississippi	2	\$ 10,900.00
Madison	Mississippi	2	\$ 6,800.00
Marion	Mississippi	4	\$ 65,300.00
Monroe	Mississippi	2	\$ 16,500.00
Oktibbeha	Mississippi	1	\$ 6,400.00
Pearl River	Mississippi	14	\$ 118,400.00
Perry	Mississippi	1	\$ 8,700.00
Pike	Mississippi	3	\$ 22,000.00
Rankin	Mississippi	2	\$ 7,500.00
Simpson	Mississippi	1	\$ 3,500.00
Stone	Mississippi	10	\$ 98,700.00
Claimant did not provide; GCCF Researching	Mississippi	42	\$ 442,600.00
Aransas	Texas	2	\$ 87,500.00
Bexar	Texas	2	\$ 36,400.00
Brazoria	Texas	8	\$ 316,300.00
Brazos	Texas	1	\$ 11,400.00
Calhoun	Texas	13	\$ 87,800.00
Cameron	Texas	8	\$ 59,600.00
Chambers	Texas	4	\$ 240,800.00
Dallas	Texas	3	\$ 38,200.00
Fort Bend	Texas	7	\$ 73,000.00
Galveston	Texas	172	\$ 1,866,800.00
Gregg	Texas	1	\$ 4,000.00
Hardin	Texas	1	\$ 5,100.00
Harris	Texas	136	\$ 1,503,800.00
Harrison	Texas	1	\$ 2,500.00
Houston	Texas	1	\$ 3,500.00
Jackson	Texas	1	\$ 15,500.00
Jefferson	Texas	113	\$ 1,404,900.00
Lubbock	Texas	1	\$ 2,400.00
Matagorda	Texas	22	\$ 160,000.00
Montgomery	Texas	1	\$ 31,200.00
Nueces	Texas	2	\$ 3,800.00
Orange	Texas	6	\$ 196,500.00
Tarrant	Texas	3	\$ 85,500.00
Travis	Texas	3	\$ 47,700.00
Victoria	Texas	1	\$ 10,500.00
Claimant did not provide; GCCF Researching	Texas	16	\$ 176,900.00
Northumberland	Virginia	1	\$ 4,900.00
Total to Date		18,348	\$ 193,389,101.34