

GCCF Program Statistics - Overall Summary (as of September 16, 2010, 5:05 PM ET)

These Summary Reports provide information for claims submitted to the GCCF, which commenced operation on August 23, 2010. The GCCF is in the process of reviewing and integrating the data for all claimant records and supporting documentation filed with the BP Claims Center prior to August 23, 2010. This data has been transferred from the BP Claims Center to the GCCF. Once that review and integration process is completed, the GCCF will provide a comprehensive report on all claims filed and payments made to date. The number below includes new claimants and claimants applying for additional emergency benefits.

Claimants <i>(Claimants may have one or more claims)</i>	No. of Claimants	No. of Claims
1. Individual*	37,360	41,274
2. Business*	22,196	25,037
<i>*Individual v. Business classification is subject to change.</i>		
Total to Date**	59,556	66,311
<i>**Number of Claimants / Claims is under review to isolate duplication, if any.</i>		

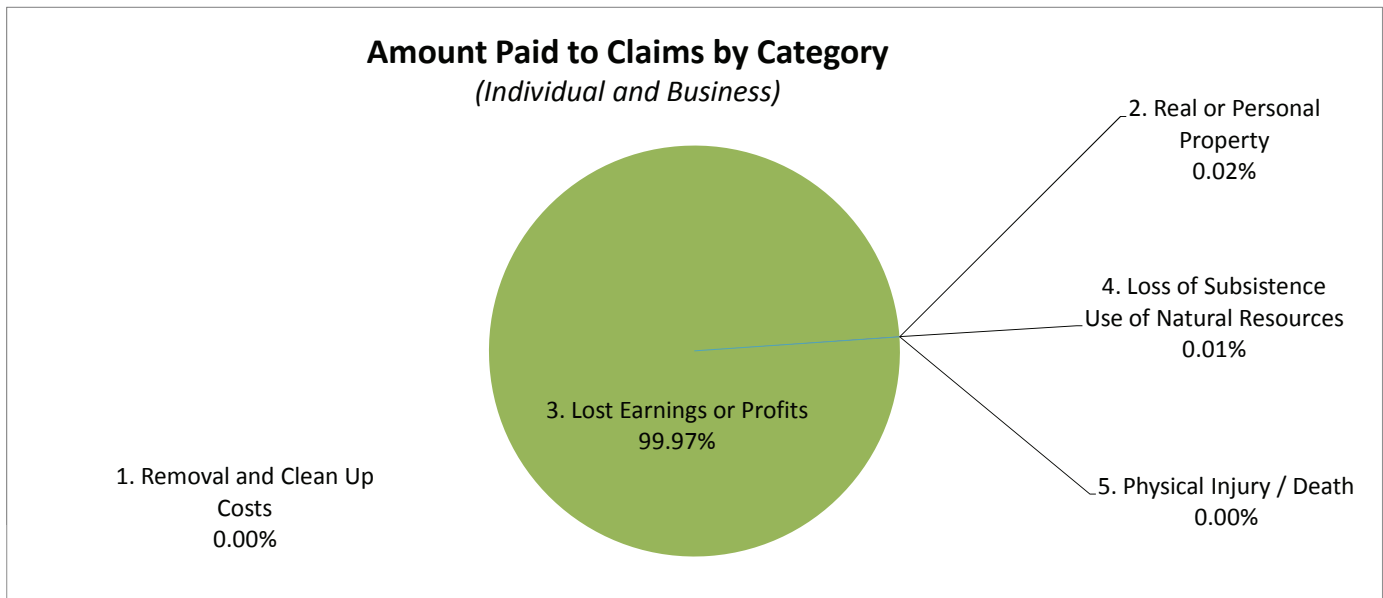

Claims by Emergency Or Final Payment	Claims Submitted	No. of Claims Paid or Approved for Payment	No. of Claims Paid	Amount Paid
1. Emergency Advance Payment	60,768	18,144	17,676	\$ 171,107,601.34
2. Final Claim*	5,543	0	0	\$0.00
<i>*Review underway to determine whether claimant intended to file Final Claim.</i>				
Total to Date	66,311	18,144	17,676	\$ 171,107,601.34

Claims by Category <i>(includes Individual and Business)</i>	Claims Submitted	No. of Claims Paid	Amount Paid
1. Removal and Clean Up Costs	615	0	\$0.00
2. Real or Personal Property	2,990	2	\$35,163.38
3. Lost Earnings or Profits	56,989	17,666	\$171,058,731.46
4. Loss of Subsistence Use of Natural Resources	4,782	5	\$12,970.00
5. Physical Injury / Death	935	3	\$736.50
Sub-Total to Date	66,311	17,676	\$ 171,107,601.34

Separate Fund for Real Estate Brokers and Agents			\$ 34,500,000.00
Total to Date			\$ 205,607,601.34

Claims by Type	No. of Claims Paid	Amount Paid
1. Individual	12,155	\$ 93,909,101.34
2. Business	5,521	\$ 77,198,500.00
Total to Date	17,676	\$ 171,107,601.34

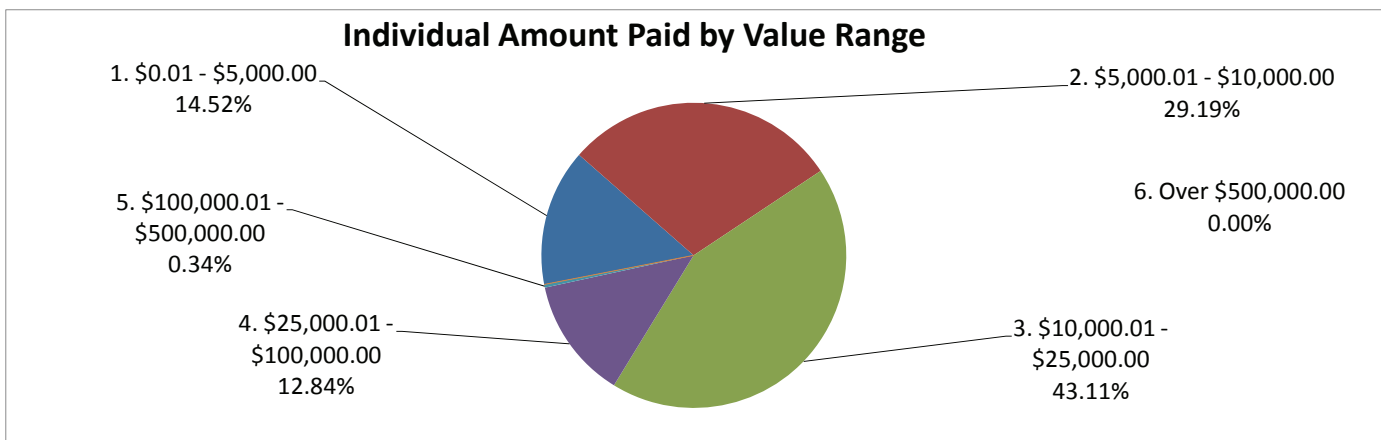
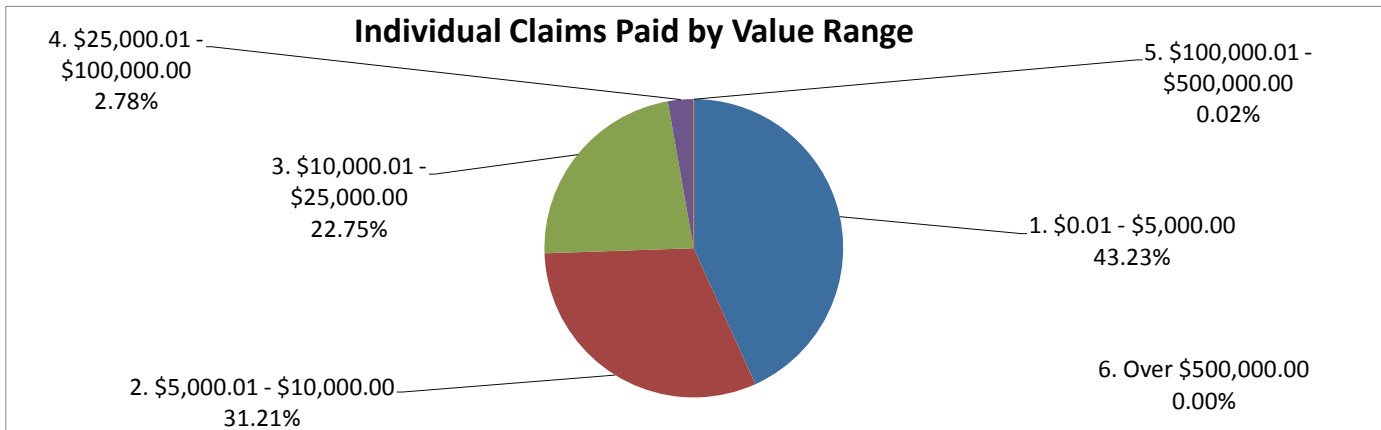
GCCF Program Statistics - Overall Summary
 (as of September 16, 2010, 5:05 PM ET)



GCCF Program Statistics - Overall Summary
(as of September 16, 2010, 5:05 PM ET)

Individual Claims by Amount

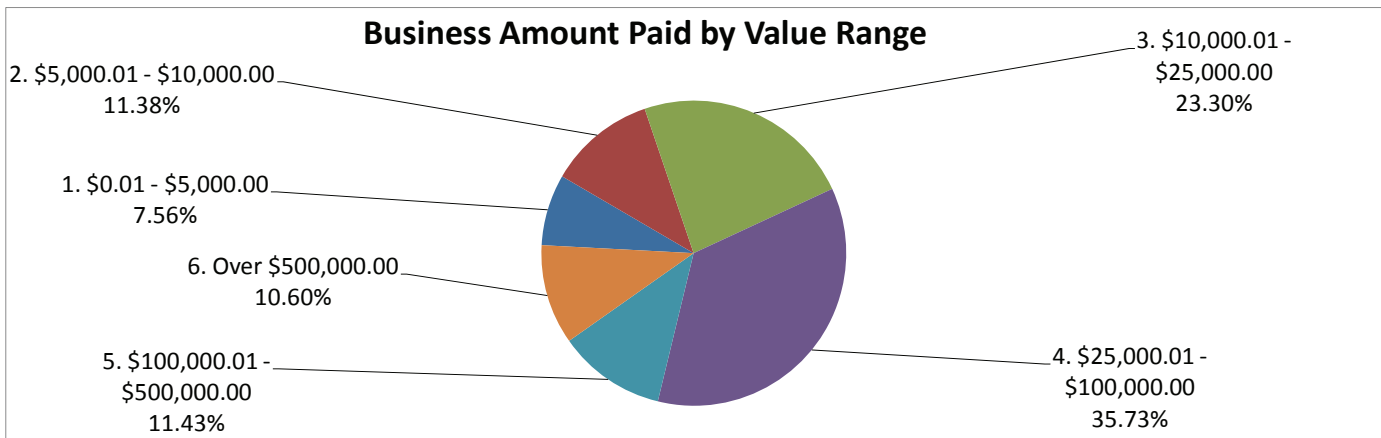
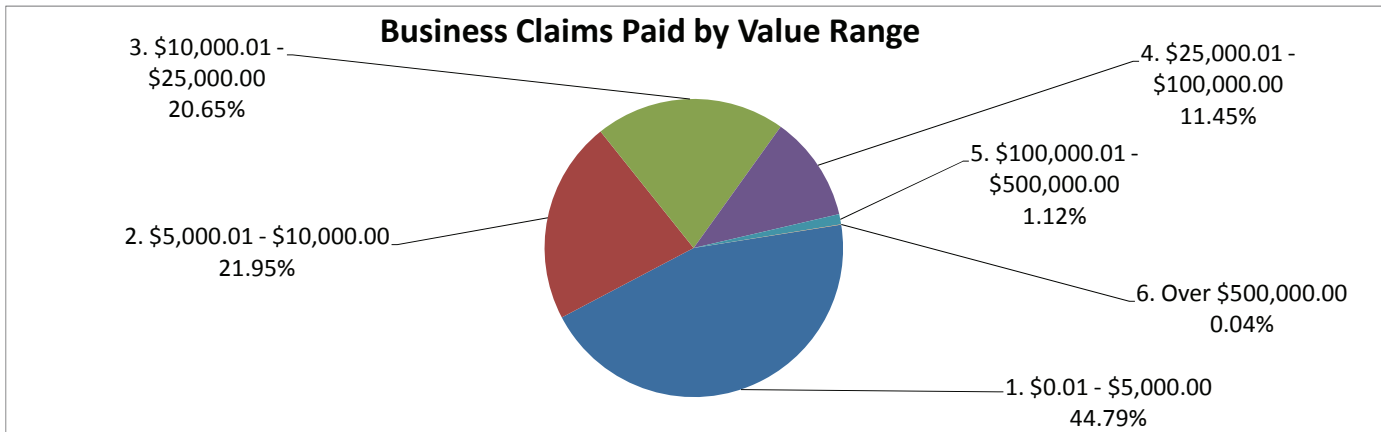
Claims by Amount	No. of Claims Paid	Amount Paid
1. \$0.01 - \$5,000.00	5255	\$ 13,633,656.50
2. \$5,000.01 - \$10,000.00	3794	\$ 27,415,800.00
3. \$10,000.01 - \$25,000.00	2765	\$ 40,484,081.46
4. \$25,000.01 - \$100,000.00	338	\$ 12,058,163.38
5. \$100,000.01 - \$500,000.00	3	\$ 317,400.00
6. Over \$500,000.00	0	\$ -
Total to Date	12,155	\$ 93,909,101.34



GCCF Program Statistics - Overall Summary
(as of September 16, 2010, 5:05 PM ET)

Business Claims by Amount

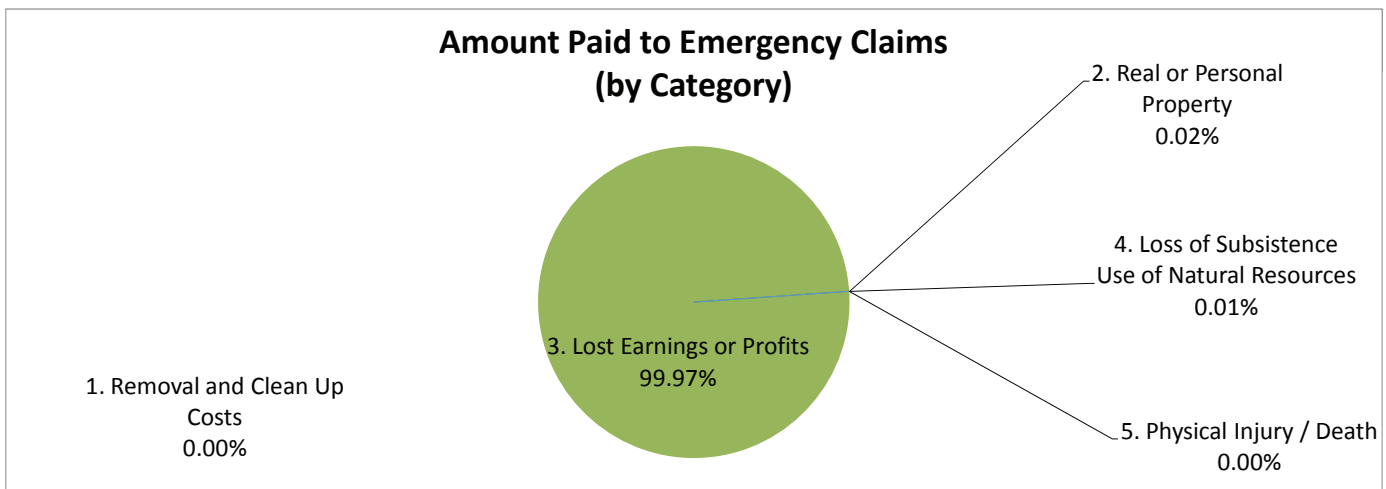
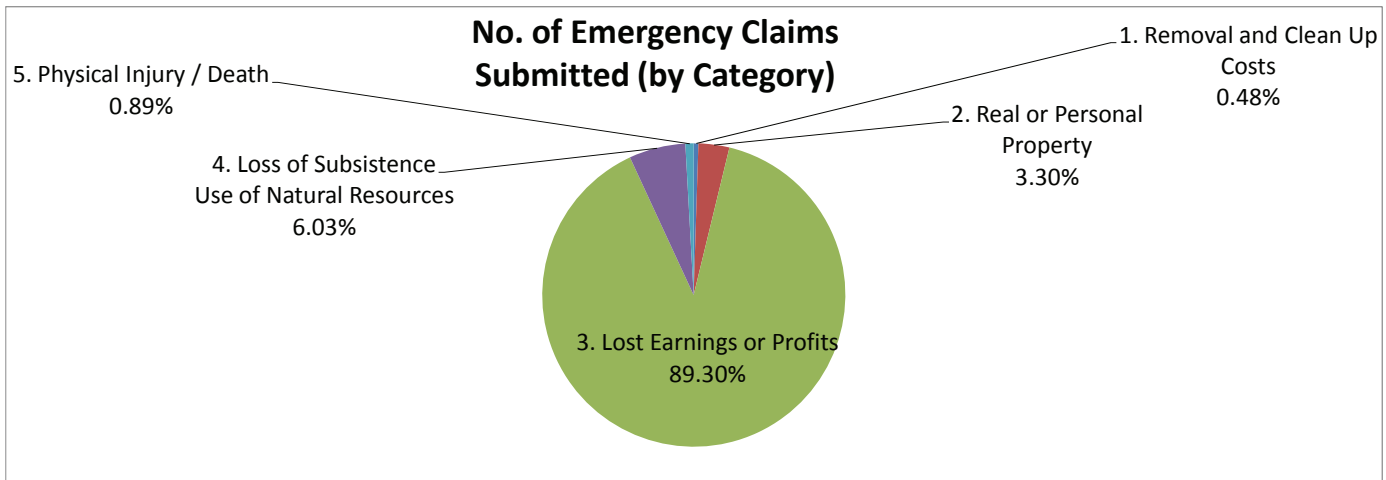
Claims by Amount	No. of Claims Paid	Amount Paid
1. \$0.01 - \$5,000.00	2473	\$ 5,839,000.00
2. \$5,000.01 - \$10,000.00	1212	\$ 8,781,800.00
3. \$10,000.01 - \$25,000.00	1140	\$ 17,987,400.00
4. \$25,000.01 - \$100,000.00	632	\$ 27,582,800.00
5. \$100,000.01 - \$500,000.00	62	\$ 8,826,000.00
6. Over \$500,000.00	2	\$ 8,181,500.00
Total to Date	5,521	\$ 77,198,500.00



GCCF Program Statistics - Overall Summary
(as of September 16, 2010, 5:05 PM ET)

Emergency Advance Claim Counts by Category

Claims for Emergency Advance Payment	Claims Submitted	No. of Claims Paid	Amount Paid
1. Removal and Clean Up Costs	293	0	\$ -
2. Real or Personal Property	2,004	2	\$ 35,163.38
3. Lost Earnings or Profits	54,264	17,666	\$ 171,058,731.46
4. Loss of Subsistence Use of Natural Resources	3,665	5	\$ 12,970.00
5. Physical Injury / Death	542	3	\$ 736.50
Total to Date	60,768	17,676	\$ 171,107,601.34

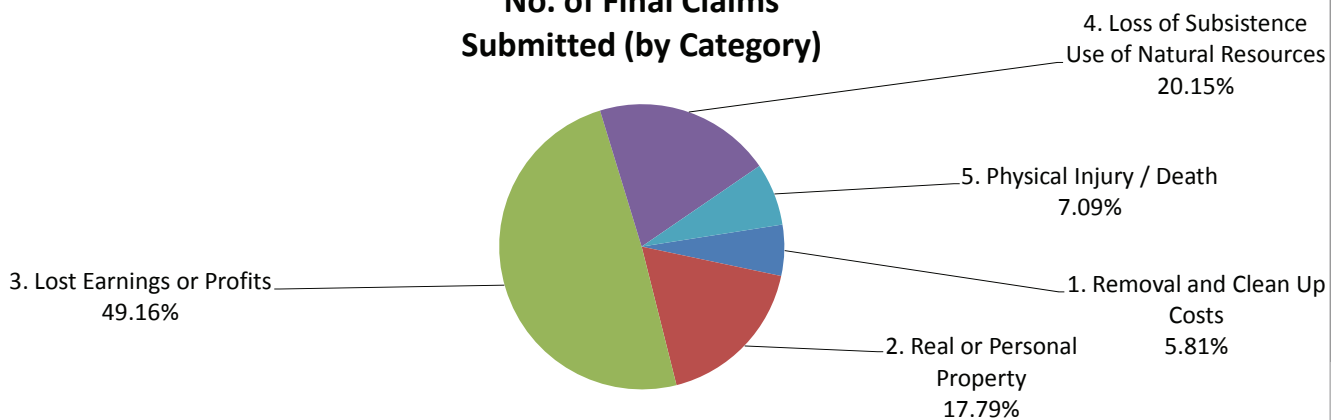


GCCCF Program Statistics - Overall Summary (as of September 16, 2010, 5:05 PM ET)

Final Payment Claim Counts by Category

Claims Seeking Final Payment	Claims Submitted	No. of Claims Paid	Amount Paid
1. Removal and Clean Up Costs	322	0	\$ -
2. Real or Personal Property	986	0	\$ -
3. Lost Earnings or Profits	2,725	0	\$ -
4. Loss of Subsistence Use of Natural Resources	1,117	0	\$ -
5. Physical Injury / Death	393	0	\$ -
Total to Date	5,543	0	\$ -

No. of Final Claims Submitted (by Category)



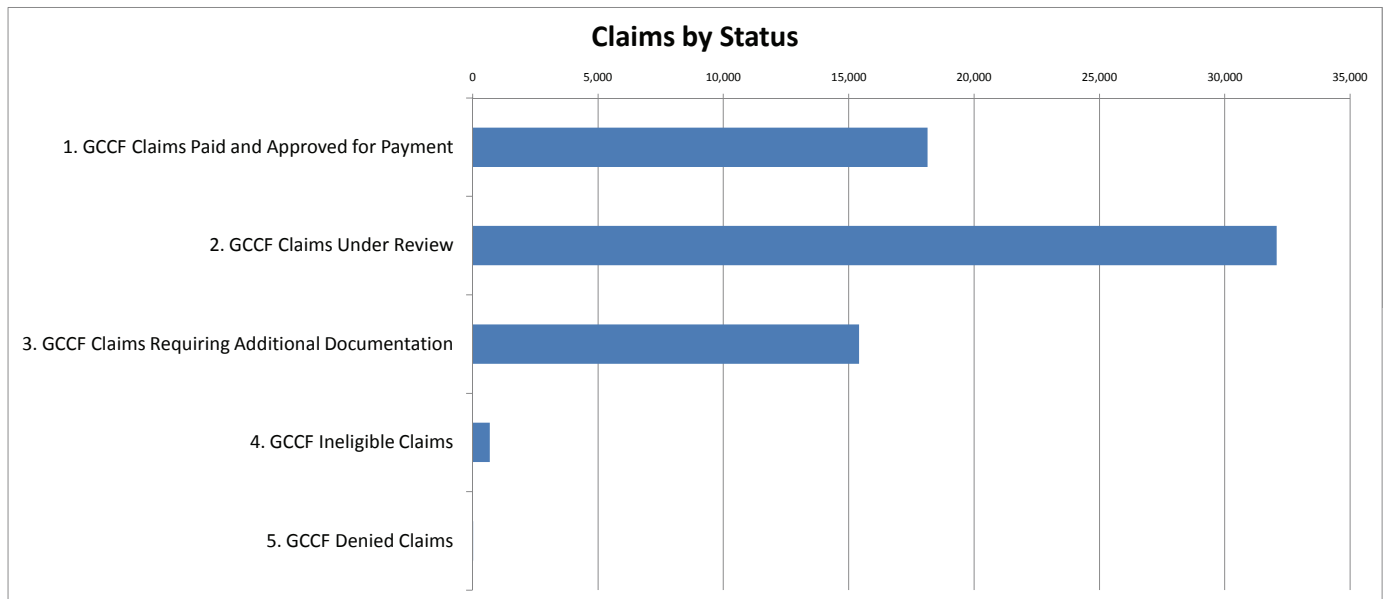
Amount Paid to Final Claims (by Category)

No data to chart yet

GCCCF Program Statistics - Overall Summary (as of September 16, 2010, 5:05 PM ET)

Claim Counts by Status

Claim Status	No. of Claims
1. GCCCF Claims Paid and Approved for Payment	18,144
2. GCCCF Claims Under Review	32,073
3. GCCCF Claims Requiring Additional Documentation	15,410
4. GCCCF Ineligible Claims	683
5. GCCCF Denied Claims	1
TOTAL GCCCF Claims Submitted to Date	66,311



GCCF Program Statistics - Overall Summary (as of September 16, 2010, 5:05 PM ET)

Claims by Category and Amount

Claims by Category and Amount	No. of Claims Paid	Amount Paid
1. Removal and Clean Up Costs		
a. \$0.01 - \$5,000.00	0	\$ -
b. \$5,000.01 - \$10,000.00	0	\$ -
c. \$10,000.01 - \$25,000.00	0	\$ -
d. \$25,000.01 - \$100,000.00	0	\$ -
e. \$100,000.01 - \$500,000.00	0	\$ -
f. Over \$500,000.00	0	\$ -
Sub-Total to Date	0	\$ -
2. Real or Personal Property		
a. \$0.01 - \$5,000.00	0	\$ -
b. \$5,000.01 - \$10,000.00	1	\$ 8,600.00
c. \$10,000.01 - \$25,000.00	0	\$ -
d. \$25,000.01 - \$100,000.00	1	\$ 26,563.38
e. \$100,000.01 - \$500,000.00	0	\$ -
f. Over \$500,000.00	0	\$ -
Sub-Total to Date	2	\$ 35,163.38
3. Lost Earnings or Profits		
a. \$0.01 - \$5,000.00	7720	\$ 19,458,950.00
b. \$5,000.01 - \$10,000.00	5005	\$ 36,189,000.00
c. \$10,000.01 - \$25,000.00	3905	\$ 58,471,481.46
d. \$25,000.01 - \$100,000.00	969	\$ 39,614,400.00
e. \$100,000.01 - \$500,000.00	65	\$ 9,143,400.00
f. Over \$500,000.00	2	\$ 8,181,500.00
Sub-Total to Date	17666	\$ 171,058,731.46

GCCF Program Statistics - Overall Summary
(as of September 16, 2010, 5:05 PM ET)

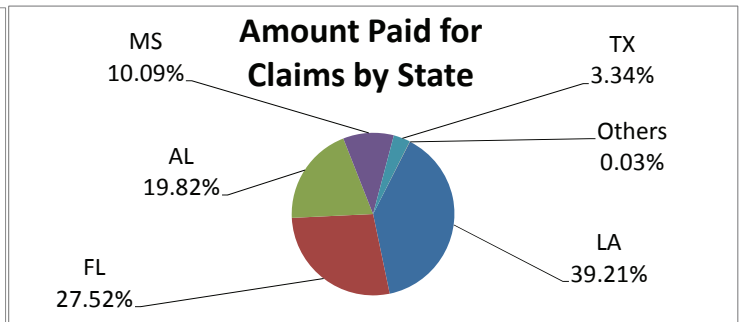
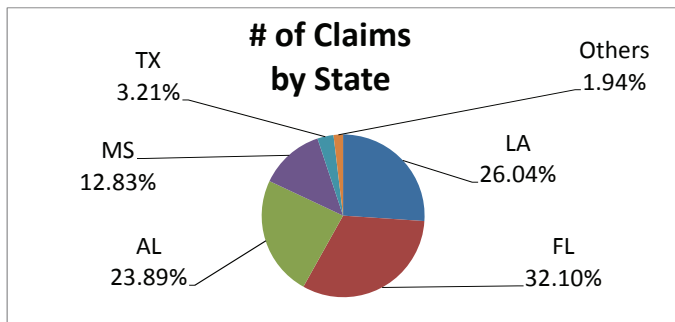
Claims by Category and Amount

Claims by Category and Amount	No. of Claims Paid	Amount Paid
4. Loss of Subsistence Use of Natural Resources		
a. \$0.01 - \$5,000.00	5	\$ 12,970.00
b. \$5,000.01 - \$10,000.00	0	\$ -
c. \$10,000.01 - \$25,000.00	0	\$ -
d. \$25,000.01 - \$100,000.00	0	\$ -
e. \$100,000.01 - \$500,000.00	0	\$ -
f. Over \$500,000.00	0	\$ -
Sub-Total to Date	5	\$ 12,970.00
5. Physical Injury / Death		
a. \$0.01 - \$5,000.00	3	\$ 736.50
b. \$5,000.01 - \$10,000.00	0	\$ -
c. \$10,000.01 - \$25,000.00	0	\$ -
d. \$25,000.01 - \$100,000.00	0	\$ -
e. \$100,000.01 - \$500,000.00	0	\$ -
f. Over \$500,000.00	0	\$ -
Sub-Total to Date	3	\$ 736.50
6. Other Claims		
a. \$0.01 - \$5,000.00	0	\$ -
b. \$5,000.01 - \$10,000.00	0	\$ -
c. \$10,000.01 - \$25,000.00	0	\$ -
d. \$25,000.01 - \$100,000.00	0	\$ -
e. \$100,000.01 - \$500,000.00	0	\$ -
f. Over \$500,000.00	0	\$ -
Sub-Total to Date	0	\$ -
Total to Date	17676	\$ 171,107,601.34

GCCF Program Statistics - Overall Summary
(as of September 16, 2010, 5:05 PM ET)

Claims by State

Claim State of Origin	Claims Submitted	No. of Claims Paid	Amount Paid
Louisiana	17,266	4,772	\$ 67,092,850.00
Florida	21,287	6,293	\$ 47,083,616.46
Alabama	15,840	4,516	\$ 33,908,498.38
Mississippi	8,505	1,593	\$ 17,258,436.50
Texas	2,126	498	\$ 5,713,300.00
Others	1,287	4	\$ 50,900.00
Total to Date	66,311	17,676	\$ 171,107,601.34



GCCCF Program Statistics - Overall Summary (as of September 16, 2010, 5:05 PM ET)

Claims Paid by County / Parish

County/Parish	State	No. of Claims Paid	Amount Paid
Baldwin	Alabama	2,587	\$ 18,613,233.38
Calhoun	Alabama	1	\$ 2,200.00
Chilton	Alabama	1	\$ 17,300.00
Clarke	Alabama	4	\$ 10,400.00
Colbert	Alabama	1	\$ 4,000.00
Covington	Alabama	4	\$ 31,500.00
Cullman	Alabama	2	\$ 4,400.00
Elmore	Alabama	1	\$ 1,000.00
Escambia	Alabama	6	\$ 26,600.00
Etowah	Alabama	3	\$ 13,500.00
Franklin	Alabama	2	\$ 5,800.00
Houston	Alabama	2	\$ 8,300.00
Jackson	Alabama	1	\$ 3,500.00
Jefferson	Alabama	13	\$ 32,800.00
Lauderdale	Alabama	1	\$ 5,800.00
Lee	Alabama	1	\$ 1,300.00
Limestone	Alabama	2	\$ 15,700.00
Madison	Alabama	6	\$ 44,700.00
Marengo	Alabama	1	\$ 4,600.00
Marshall	Alabama	1	\$ 1,500.00
Mobile	Alabama	1,386	\$ 11,766,865.00
Monroe	Alabama	10	\$ 106,500.00
Montgomery	Alabama	3	\$ 18,200.00
Morgan	Alabama	3	\$ 7,300.00
Randolph	Alabama	1	\$ 2,500.00
St. Clair	Alabama	2	\$ 17,400.00
Shelby	Alabama	9	\$ 31,500.00
Sumter	Alabama	1	\$ 4,300.00
Talladega	Alabama	1	\$ 3,400.00
Tallapoosa	Alabama	1	\$ 1,000.00
Tuscaloosa	Alabama	7	\$ 24,100.00
Walker	Alabama	1	\$ 5,100.00
Washington	Alabama	1	\$ 1,400.00
Wilcox	Alabama	5	\$ 60,600.00
Claimant did not provide; GCCF Researching	Alabama	445	\$ 3,010,200.00
Alachua	Florida	5	\$ 25,300.00
Bay	Florida	855	\$ 6,448,600.00
Brevard	Florida	1	\$ 51,000.00
Broward	Florida	7	\$ 121,400.00
Calhoun	Florida	4	\$ 36,700.00
Charlotte	Florida	3	\$ 30,800.00
Citrus	Florida	30	\$ 237,200.00
Collier	Florida	27	\$ 384,300.00
Columbia	Florida	1	\$ 2,800.00
Dixie	Florida	11	\$ 123,700.00
Duval	Florida	5	\$ 67,800.00
Escambia	Florida	1,124	\$ 7,759,500.00

GCCCF Program Statistics - Overall Summary (as of September 16, 2010, 5:05 PM ET)

Claims Paid by County / Parish (continued)

County/Parish	State	No. of Claims Paid	Amount Paid
Franklin	Florida	314	\$ 1,803,600.00
Gadsden	Florida	2	\$ 17,300.00
Gulf	Florida	95	\$ 792,200.00
Hernando	Florida	23	\$ 313,500.00
Hillsborough	Florida	27	\$ 378,200.00
Holmes	Florida	10	\$ 74,900.00
Indian River	Florida	1	\$ 47,200.00
Jackson	Florida	3	\$ 10,500.00
Jefferson	Florida	7	\$ 38,900.00
Lake	Florida	2	\$ 4,600.00
Lee	Florida	19	\$ 242,800.00
Leon	Florida	12	\$ 55,100.00
Levy	Florida	25	\$ 281,900.00
Liberty	Florida	7	\$ 43,000.00
Madison	Florida	1	\$ 2,100.00
Manatee	Florida	9	\$ 143,200.00
Marion	Florida	1	\$ 5,300.00
Miami-Dade	Florida	4	\$ 66,200.00
Monroe	Florida	41	\$ 716,700.00
Nassau	Florida	1	\$ 9,700.00
Okaloosa	Florida	1,564	\$ 10,938,400.00
Orange	Florida	7	\$ 36,700.00
Palm Beach	Florida	5	\$ 172,000.00
Pasco	Florida	54	\$ 520,500.00
Pinellas	Florida	90	\$ 1,448,700.00
Polk	Florida	2	\$ 4,900.00
St. Johns	Florida	5	\$ 48,200.00
St. Lucie	Florida	1	\$ 34,300.00
Santa Rosa	Florida	439	\$ 3,195,316.46
Sarasota	Florida	5	\$ 89,400.00
Sumter	Florida	1	\$ 3,400.00
Taylor	Florida	9	\$ 92,700.00
Volusia	Florida	2	\$ 101,900.00
Wakulla	Florida	114	\$ 1,061,600.00
Walton	Florida	521	\$ 3,734,600.00
Washington	Florida	13	\$ 114,200.00
Claimant did not provide; GCCCF Researching	Florida	784	\$ 5,150,800.00
Bryan	Georgia	1	\$ 5,800.00
Cobb	Georgia	1	\$ 20,000.00
Acadia	Louisiana	2	\$ 9,800.00
Ascension	Louisiana	8	\$ 124,600.00
Assumption	Louisiana	15	\$ 145,100.00
Avoyelles	Louisiana	2	\$ 18,800.00
Beauregard	Louisiana	1	\$ 4,200.00
Calcasieu	Louisiana	40	\$ 455,600.00
Cameron	Louisiana	75	\$ 932,700.00
Concordia	Louisiana	1	\$ 3,200.00

GCCF Program Statistics - Overall Summary
(as of September 16, 2010, 5:05 PM ET)

Claims Paid by County / Parish (continued)

County/Parish	State	No. of Claims Paid	Amount Paid
E. Baton Rouge	Louisiana	24	\$ 156,900.00
E. Feliciana	Louisiana	2	\$ 5,900.00
Evangeline	Louisiana	1	\$ 17,100.00
Franklin	Louisiana	2	\$ 26,000.00
Iberia	Louisiana	99	\$ 1,323,200.00
Iberville	Louisiana	4	\$ 70,200.00
Jackson	Louisiana	1	\$ 3,900.00
Jefferson	Louisiana	748	\$ 9,389,300.00
Jefferson Davis	Louisiana	2	\$ 7,700.00
Lafayette	Louisiana	55	\$ 884,600.00
Lafourche	Louisiana	400	\$ 4,832,700.00
Livingston	Louisiana	7	\$ 35,300.00
Natchitoches	Louisiana	1	\$ 28,800.00
Orleans	Louisiana	447	\$ 4,743,900.00
Ouachita	Louisiana	3	\$ 3,700.00
Plaquemines	Louisiana	492	\$ 15,088,600.00
Pointe Coupee	Louisiana	1	\$ 9,700.00
Rapides	Louisiana	2	\$ 7,000.00
St. Bernard	Louisiana	289	\$ 5,096,500.00
St. Charles	Louisiana	51	\$ 748,500.00
St. Helena	Louisiana	1	\$ 17,300.00
St. James	Louisiana	4	\$ 35,900.00
St. John the Baptist	Louisiana	10	\$ 60,200.00
St. Landry	Louisiana	3	\$ 28,700.00
St. Martin	Louisiana	29	\$ 208,850.00
St. Mary	Louisiana	148	\$ 1,897,300.00
St. Tammany	Louisiana	173	\$ 2,463,000.00
Tangipahoa	Louisiana	52	\$ 401,000.00
Terrebonne	Louisiana	937	\$ 10,322,500.00
Vermilion	Louisiana	205	\$ 2,524,700.00
Washington	Louisiana	5	\$ 68,700.00
Claimant did not provide; GCCF Researching	Louisiana	430	\$ 4,891,200.00
Baltimore	Maryland	1	\$ 20,200.00
Amite	Mississippi	1	\$ 11,100.00
DeSoto	Mississippi	1	\$ 6,800.00
Forrest	Mississippi	3	\$ 25,600.00
George	Mississippi	11	\$ 139,300.00
Greene	Mississippi	1	\$ 3,500.00
Hancock	Mississippi	197	\$ 1,967,300.00
Harrison	Mississippi	824	\$ 8,832,336.50
Hinds	Mississippi	3	\$ 21,400.00
Holmes	Mississippi	1	\$ 5,100.00
Jackson	Mississippi	358	\$ 4,444,700.00

GCCF Program Statistics - Overall Summary
(as of September 16, 2010, 5:05 PM ET)

Claims Paid by County / Parish (continued)

County/Parish	State	No. of Claims Paid	Amount Paid
Lafayette	Mississippi	1	\$ 12,100.00
Lamar	Mississippi	4	\$ 38,900.00
Lauderdale	Mississippi	2	\$ 9,400.00
Lincoln	Mississippi	1	\$ 5,200.00
Madison	Mississippi	2	\$ 6,800.00
Marion	Mississippi	4	\$ 65,300.00
Monroe	Mississippi	2	\$ 16,500.00
Oktibbeha	Mississippi	1	\$ 6,400.00
Pearl River	Mississippi	14	\$ 118,400.00
Perry	Mississippi	1	\$ 8,700.00
Pike	Mississippi	3	\$ 22,000.00
Rankin	Mississippi	2	\$ 7,500.00
Simpson	Mississippi	1	\$ 3,500.00
Stone	Mississippi	10	\$ 98,700.00
Claimant did not provide; GCCF Researching	Mississippi	145	\$ 1,381,900.00
Aransas	Texas	2	\$ 87,500.00
Bexar	Texas	2	\$ 36,400.00
Brazoria	Texas	6	\$ 124,000.00
Brazos	Texas	1	\$ 11,400.00
Calhoun	Texas	1	\$ 1,500.00
Cameron	Texas	7	\$ 58,600.00
Chambers	Texas	3	\$ 231,000.00
Dallas	Texas	1	\$ 3,400.00
Fort Bend	Texas	7	\$ 73,000.00
Galveston	Texas	134	\$ 1,482,600.00
Gregg	Texas	1	\$ 4,000.00
Hardin	Texas	1	\$ 5,100.00
Harris	Texas	125	\$ 1,353,000.00
Harrison	Texas	1	\$ 2,500.00
Houston	Texas	1	\$ 3,500.00
Jackson	Texas	1	\$ 15,500.00
Jefferson	Texas	86	\$ 897,100.00
Lubbock	Texas	1	\$ 2,400.00
Matagorda	Texas	21	\$ 157,100.00
Montgomery	Texas	1	\$ 31,200.00
Nueces	Texas	2	\$ 3,800.00
Orange	Texas	2	\$ 34,500.00
Tarrant	Texas	2	\$ 81,300.00
Travis	Texas	3	\$ 47,700.00
Victoria	Texas	1	\$ 10,500.00
Claimant did not provide; GCCF Researching	Texas	85	\$ 954,700.00
Northumberland	Virginia	1	\$ 4,900.00
Total to Date		17,676	\$ 171,107,601.34