

GCCF Program Statistics - Overall Summary (as of September 14, 2010, 5:05 PM ET)

These Summary Reports provide information for claims submitted to the GCCF, which commenced operation on August 23, 2010. The GCCF is in the process of reviewing and integrating the data for all claimant records and supporting documentation filed with the BP Claims Center prior to August 23, 2010. This data has been transferred from the BP Claims Center to the GCCF. Once that review and integration process is completed, the GCCF will provide a comprehensive report on all claims filed and payments made to date. The number below includes new claimants and claimants applying for additional emergency benefits.

Claimants <i>(Claimants may have one or more claims)</i>	No. of Claimants	No. of Claims
1. Individual*	33,680	37,053
2. Business*	20,600	23,230
<i>*Individual v. Business classification is subject to change.</i>		
Total to Date**	54,280	60,283
<i>**Number of Claimants / Claims is under review to isolate duplication, if any.</i>		

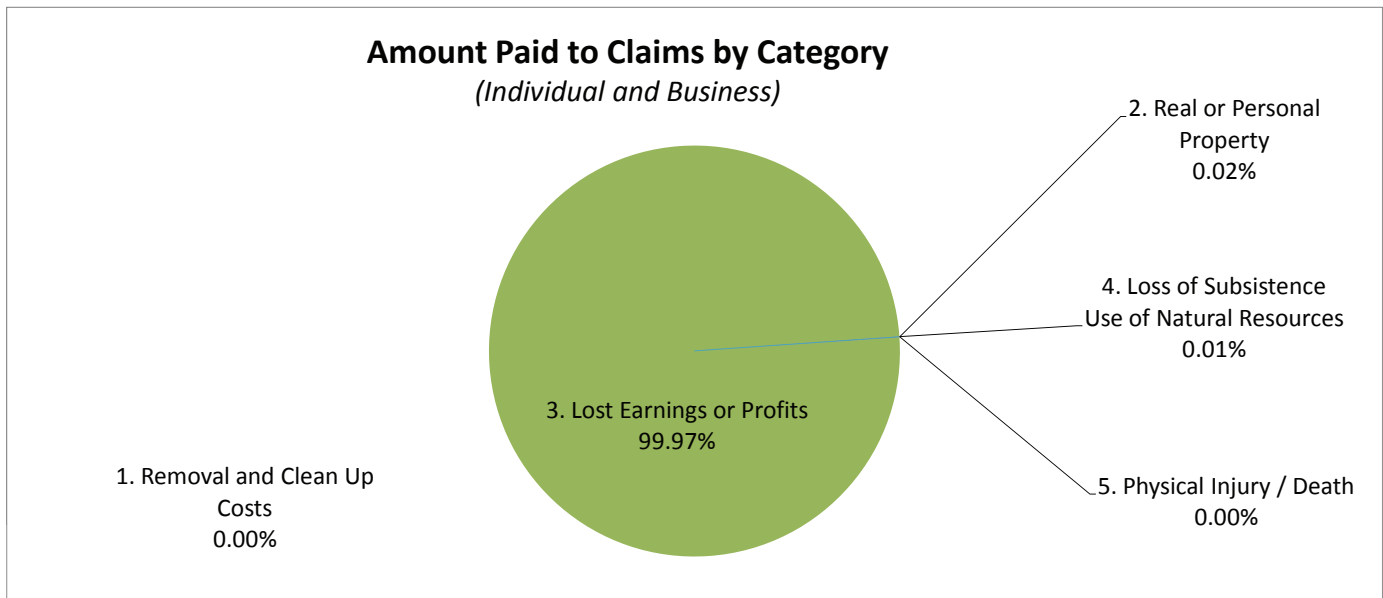

Claims by Emergency Or Final Payment	Claims Submitted	No. of Claims Paid or Approved for Payment	No. of Claims Paid	Amount Paid
1. Emergency Advance Payment	55,708	16,089	15,884	\$ 151,071,301.34
2. Final Claim*	4,575	0	0	\$0.00
<i>*Review underway to determine whether claimant intended to file Final Claim.</i>				
Total to Date	60,283	16,089	15,884	\$ 151,071,301.34

Claims by Category <i>(includes Individual and Business)</i>	Claims Submitted	No. of Claims Paid	Amount Paid
1. Removal and Clean Up Costs	500	0	\$0.00
2. Real or Personal Property	2,625	2	\$35,163.38
3. Lost Earnings or Profits	52,201	15,874	\$151,022,431.46
4. Loss of Subsistence Use of Natural Resources	4,124	5	\$12,970.00
5. Physical Injury / Death	833	3	\$736.50
Sub-Total to Date	60,283	15,884	\$ 151,071,301.34

Separate Fund for Real Estate Brokers and Agents			\$ 34,500,000.00
Total to Date			\$ 185,571,301.34

Claims by Type	No. of Claims Paid	Amount Paid
1. Individual	11,203	\$ 84,731,601.34
2. Business	4,681	\$ 66,339,700.00
Total to Date	15,884	\$ 151,071,301.34

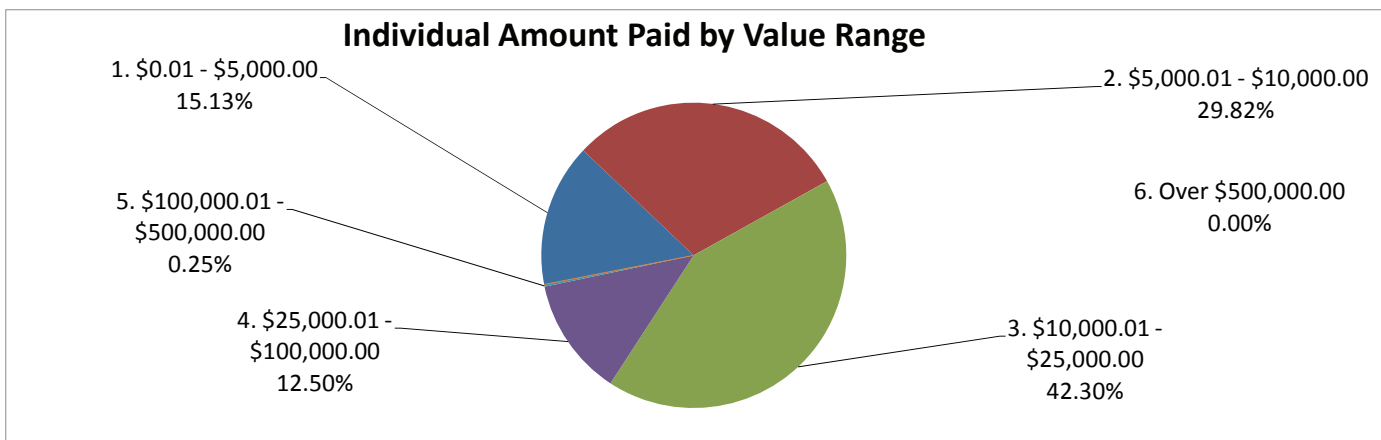
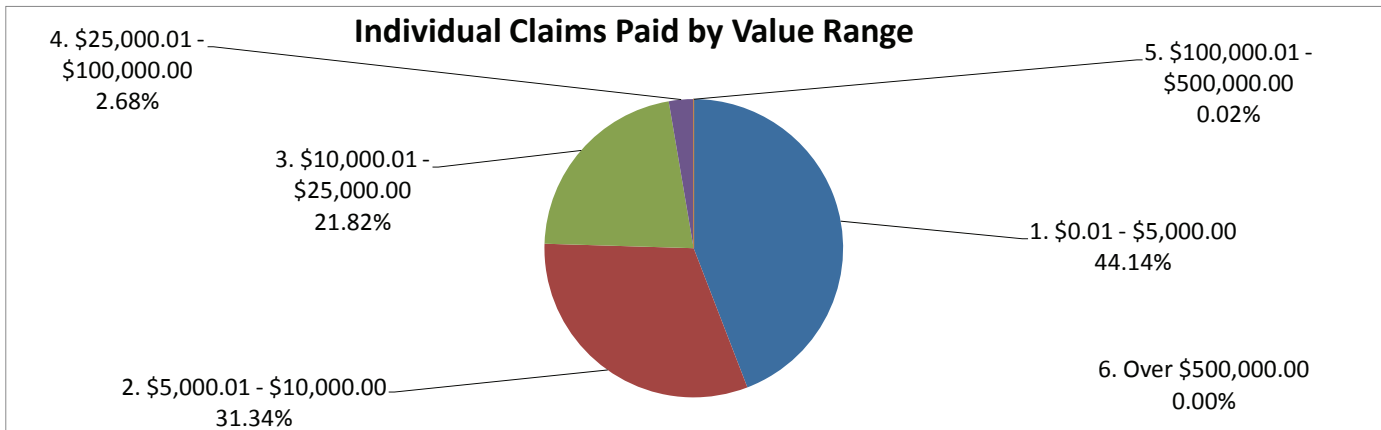
GCCF Program Statistics - Overall Summary
 (as of September 14, 2010, 5:05 PM ET)



GCCF Program Statistics - Overall Summary
(as of September 14, 2010, 5:05 PM ET)

Individual Claims by Amount

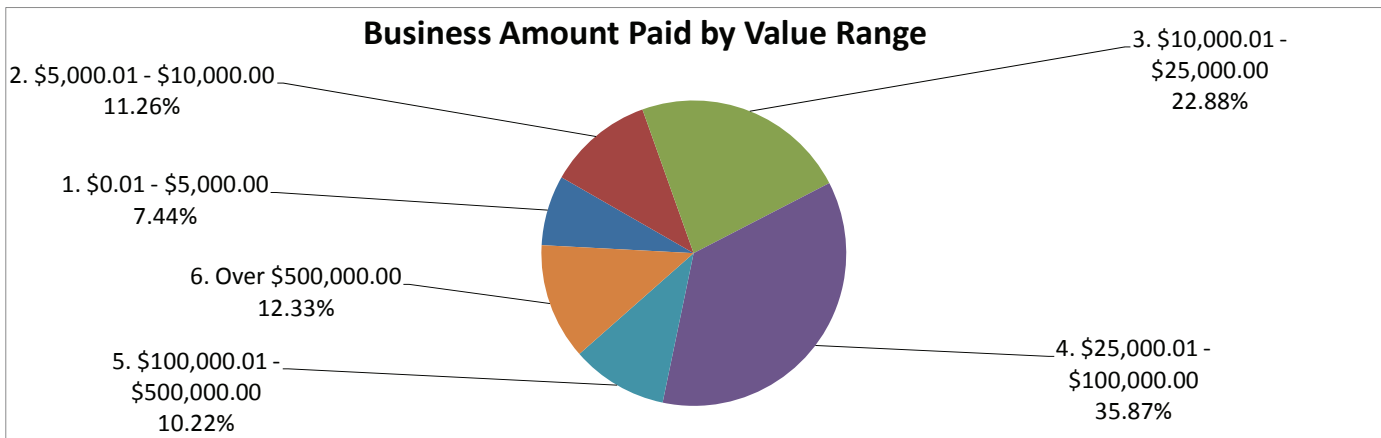
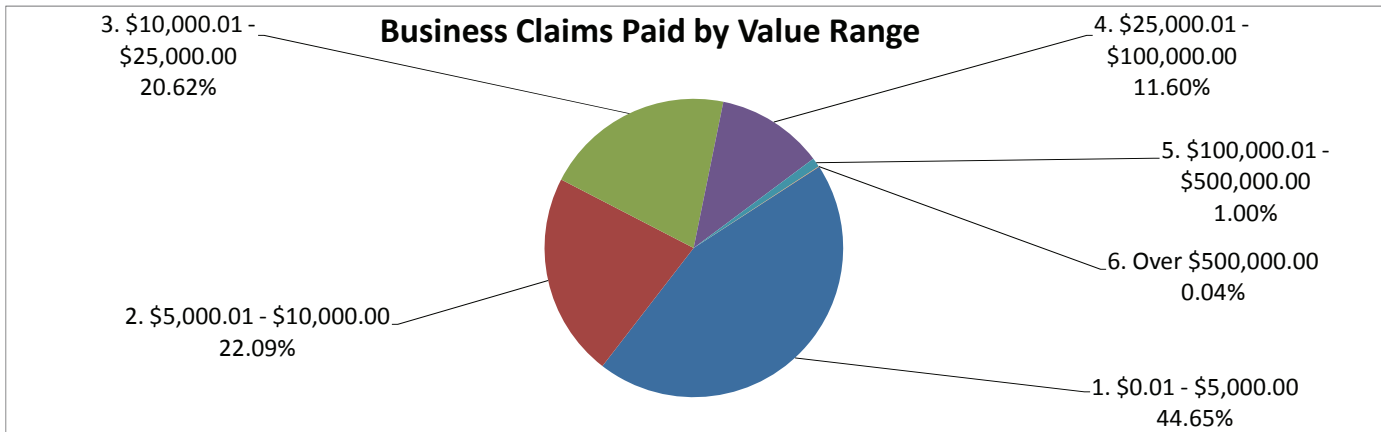
Claims by Amount	No. of Claims Paid	Amount Paid
1. \$0.01 - \$5,000.00	4945	\$ 12,821,856.50
2. \$5,000.01 - \$10,000.00	3511	\$ 25,264,200.00
3. \$10,000.01 - \$25,000.00	2445	\$ 35,837,881.46
4. \$25,000.01 - \$100,000.00	300	\$ 10,594,563.38
5. \$100,000.01 - \$500,000.00	2	\$ 213,100.00
6. Over \$500,000.00	0	\$ -
Total to Date	11,203	\$ 84,731,601.34



GCCF Program Statistics - Overall Summary
(as of September 14, 2010, 5:05 PM ET)

Business Claims by Amount

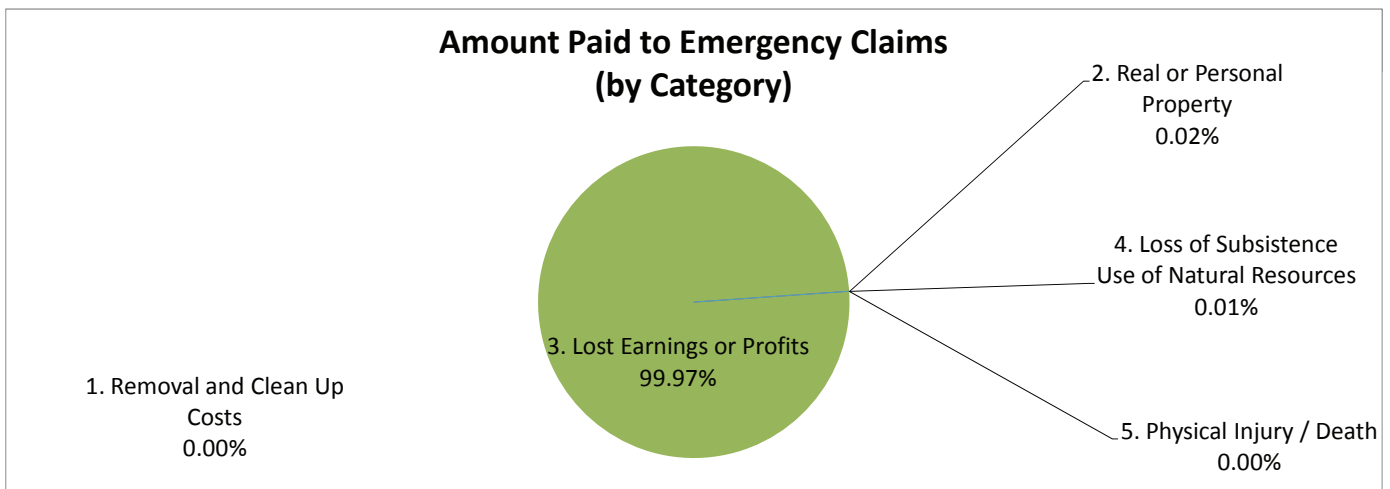
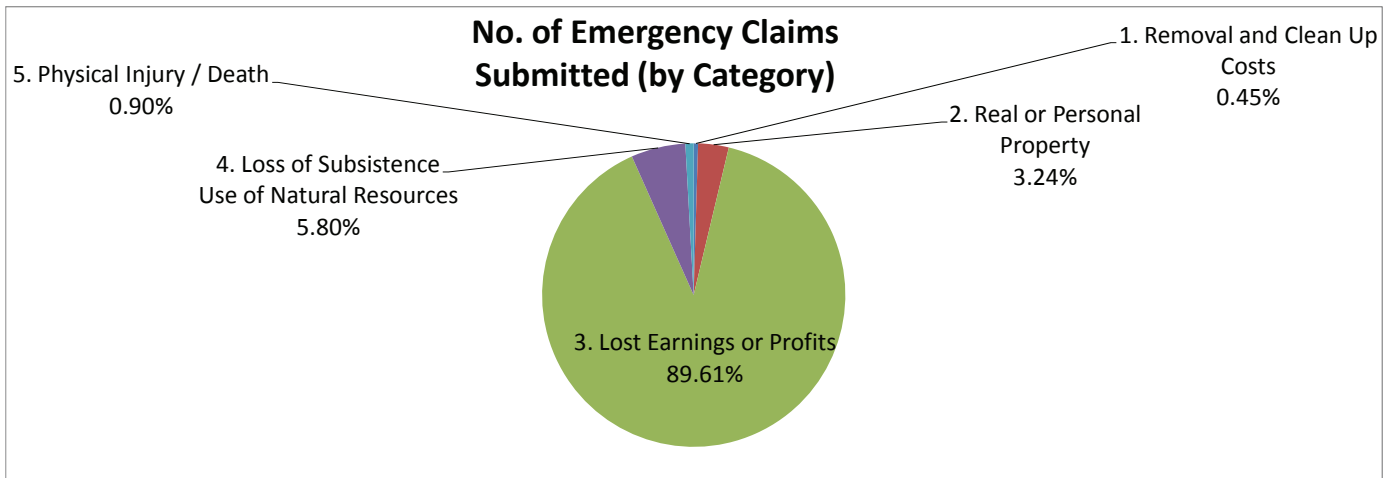
Claims by Amount	No. of Claims Paid	Amount Paid
1. \$0.01 - \$5,000.00	2090	\$ 4,933,700.00
2. \$5,000.01 - \$10,000.00	1034	\$ 7,468,600.00
3. \$10,000.01 - \$25,000.00	965	\$ 15,178,700.00
4. \$25,000.01 - \$100,000.00	543	\$ 23,796,700.00
5. \$100,000.01 - \$500,000.00	47	\$ 6,780,500.00
6. Over \$500,000.00	2	\$ 8,181,500.00
Total to Date	4,681	\$ 66,339,700.00



GCCCF Program Statistics - Overall Summary (as of September 14, 2010, 5:05 PM ET)

Emergency Advance Claim Counts by Category


Claims for Emergency Advance Payment	Claims Submitted	No. of Claims Paid	Amount Paid
1. Removal and Clean Up Costs	252	0	\$ -
2. Real or Personal Property	1,807	2	\$ 35,163.38
3. Lost Earnings or Profits	49,919	15,874	\$ 151,022,431.46
4. Loss of Subsistence Use of Natural Resources	3,231	5	\$ 12,970.00
5. Physical Injury / Death	499	3	\$ 736.50
Total to Date	55,708	15,884	\$ 151,071,301.34



GCCCF Program Statistics - Overall Summary (as of September 14, 2010, 5:05 PM ET)

Final Payment Claim Counts by Category

Claims Seeking Final Payment	Claims Submitted	No. of Claims Paid	Amount Paid
1. Removal and Clean Up Costs	248	0	\$ -
2. Real or Personal Property	818	0	\$ -
3. Lost Earnings or Profits	2,282	0	\$ -
4. Loss of Subsistence Use of Natural Resources	893	0	\$ -
5. Physical Injury / Death	334	0	\$ -
Total to Date	4,575	0	\$ -



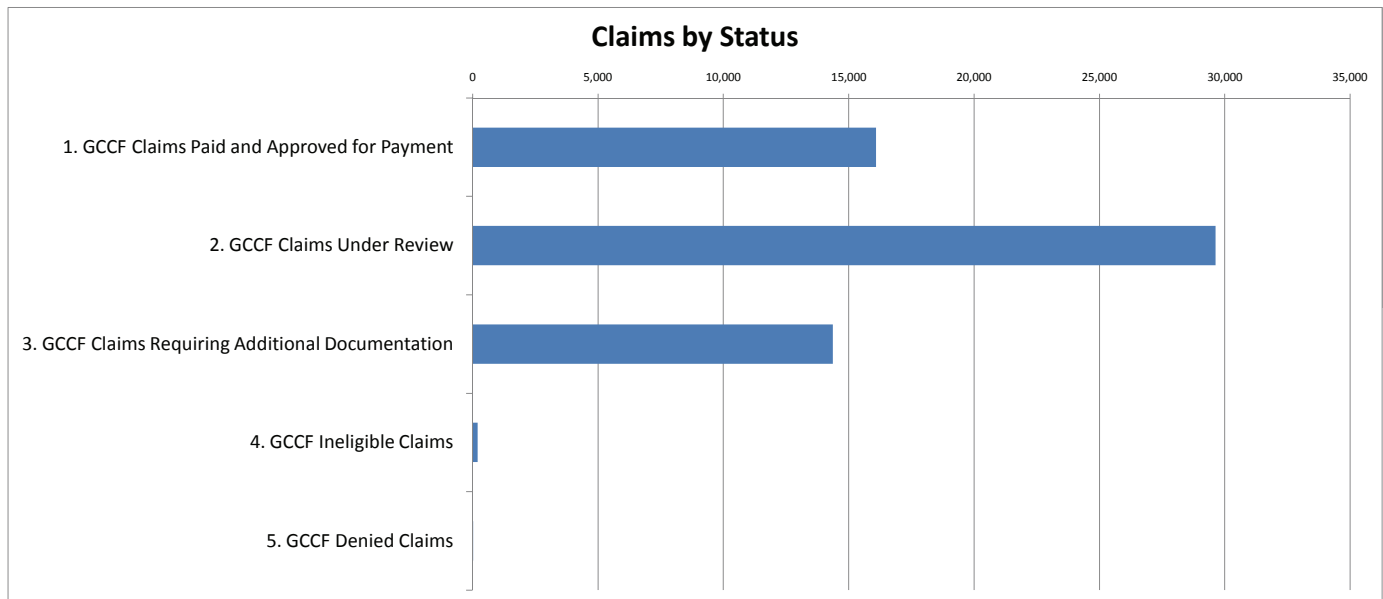
Amount Paid to Final Claims (by Category)

No data to chart yet

GCCF Program Statistics - Overall Summary (as of September 14, 2010, 5:05 PM ET)

Claim Counts by Status

Claim Status	No. of Claims
1. GCCF Claims Paid and Approved for Payment	16,089
2. GCCF Claims Under Review	29,636
3. GCCF Claims Requiring Additional Documentation	14,365
4. GCCF Ineligible Claims	192
5. GCCF Denied Claims	1
TOTAL GCCF Claims Submitted to Date	60,283



GCCF Program Statistics - Overall Summary (as of September 14, 2010, 5:05 PM ET)

Claims by Category and Amount

Claims by Category and Amount	No. of Claims Paid	Amount Paid
1. Removal and Clean Up Costs		
a. \$0.01 - \$5,000.00	0	\$ -
b. \$5,000.01 - \$10,000.00	0	\$ -
c. \$10,000.01 - \$25,000.00	0	\$ -
d. \$25,000.01 - \$100,000.00	0	\$ -
e. \$100,000.01 - \$500,000.00	0	\$ -
f. Over \$500,000.00	0	\$ -
Sub-Total to Date	0	\$ -
2. Real or Personal Property		
a. \$0.01 - \$5,000.00	0	\$ -
b. \$5,000.01 - \$10,000.00	1	\$ 8,600.00
c. \$10,000.01 - \$25,000.00	0	\$ -
d. \$25,000.01 - \$100,000.00	1	\$ 26,563.38
e. \$100,000.01 - \$500,000.00	0	\$ -
f. Over \$500,000.00	0	\$ -
Sub-Total to Date	2	\$ 35,163.38
3. Lost Earnings or Profits		
a. \$0.01 - \$5,000.00	7027	\$ 17,741,850.00
b. \$5,000.01 - \$10,000.00	4544	\$ 32,724,200.00
c. \$10,000.01 - \$25,000.00	3410	\$ 51,016,581.46
d. \$25,000.01 - \$100,000.00	842	\$ 34,364,700.00
e. \$100,000.01 - \$500,000.00	49	\$ 6,993,600.00
f. Over \$500,000.00	2	\$ 8,181,500.00
Sub-Total to Date	15874	\$ 151,022,431.46

GCCF Program Statistics - Overall Summary (as of September 14, 2010, 5:05 PM ET)

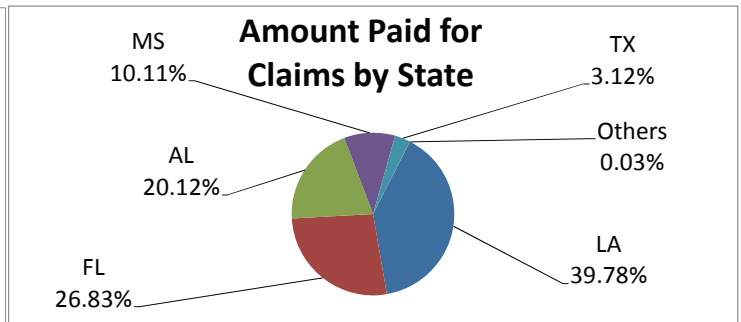
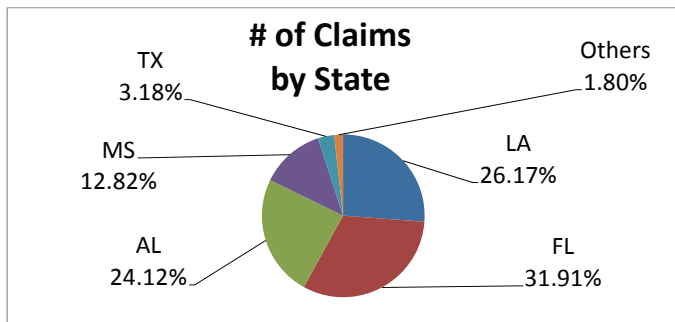
Claims by Category and Amount

Claims by Category and Amount	No. of Claims Paid	Amount Paid
4. Loss of Subsistence Use of Natural Resources		
a. \$0.01 - \$5,000.00	5	\$ 12,970.00
b. \$5,000.01 - \$10,000.00	0	\$ -
c. \$10,000.01 - \$25,000.00	0	\$ -
d. \$25,000.01 - \$100,000.00	0	\$ -
e. \$100,000.01 - \$500,000.00	0	\$ -
f. Over \$500,000.00	0	\$ -
Sub-Total to Date	5	\$ 12,970.00
5. Physical Injury / Death		
a. \$0.01 - \$5,000.00	3	\$ 736.50
b. \$5,000.01 - \$10,000.00	0	\$ -
c. \$10,000.01 - \$25,000.00	0	\$ -
d. \$25,000.01 - \$100,000.00	0	\$ -
e. \$100,000.01 - \$500,000.00	0	\$ -
f. Over \$500,000.00	0	\$ -
Sub-Total to Date	3	\$ 736.50
6. Other Claims		
a. \$0.01 - \$5,000.00	0	\$ -
b. \$5,000.01 - \$10,000.00	0	\$ -
c. \$10,000.01 - \$25,000.00	0	\$ -
d. \$25,000.01 - \$100,000.00	0	\$ -
e. \$100,000.01 - \$500,000.00	0	\$ -
f. Over \$500,000.00	0	\$ -
Sub-Total to Date	0	\$ -
Total to Date	15884	\$ 151,071,301.34

GCCF Program Statistics - Overall Summary
(as of September 14, 2010, 5:05 PM ET)

Claims by State

Claim State of Origin	Claims Submitted	No. of Claims Paid	Amount Paid
Louisiana	15,779	4,307	\$ 60,093,750.00
Florida	19,235	5,590	\$ 40,537,816.46
Alabama	14,542	4,126	\$ 30,400,898.38
Mississippi	7,728	1,428	\$ 15,280,336.50
Texas	1,914	429	\$ 4,707,600.00
Others	1,085	4	\$ 50,900.00
Total to Date	60,283	15,884	\$ 151,071,301.34



GCCCF Program Statistics - Overall Summary (as of September 14, 2010, 5:05 PM ET)

Claims Paid by County / Parish

County/Parish	State	No. of Claims Paid	Amount Paid
Baldwin	Alabama	2,433	\$ 17,157,533.38
Calhoun	Alabama	1	\$ 2,200.00
Chilton	Alabama	1	\$ 17,300.00
Clarke	Alabama	3	\$ 9,300.00
Covington	Alabama	4	\$ 31,500.00
Cullman	Alabama	2	\$ 4,400.00
Elmore	Alabama	1	\$ 1,000.00
Escambia	Alabama	6	\$ 26,600.00
Etowah	Alabama	3	\$ 13,500.00
Franklin	Alabama	1	\$ 1,200.00
Houston	Alabama	2	\$ 8,300.00
Jackson	Alabama	1	\$ 3,500.00
Jefferson	Alabama	10	\$ 25,900.00
Lauderdale	Alabama	1	\$ 5,800.00
Lee	Alabama	1	\$ 1,300.00
Limestone	Alabama	2	\$ 15,700.00
Madison	Alabama	5	\$ 27,600.00
Marshall	Alabama	1	\$ 1,500.00
Mobile	Alabama	1,312	\$ 10,846,465.00
Monroe	Alabama	9	\$ 83,500.00
Montgomery	Alabama	2	\$ 15,700.00
Morgan	Alabama	3	\$ 7,300.00
Randolph	Alabama	1	\$ 2,500.00
St. Clair	Alabama	2	\$ 17,400.00
Shelby	Alabama	7	\$ 28,700.00
Sumter	Alabama	1	\$ 4,300.00
Talladega	Alabama	1	\$ 3,400.00
Tallapoosa	Alabama	1	\$ 1,000.00
Tuscaloosa	Alabama	6	\$ 23,100.00
Walker	Alabama	1	\$ 5,100.00
Washington	Alabama	1	\$ 1,400.00
Wilcox	Alabama	3	\$ 39,400.00
Claimant did not provide; GCCF Researching	Alabama	298	\$ 1,967,500.00
Alachua	Florida	5	\$ 25,300.00
Bay	Florida	800	\$ 5,867,500.00
Brevard	Florida	1	\$ 51,000.00
Broward	Florida	6	\$ 19,700.00
Calhoun	Florida	3	\$ 16,400.00
Charlotte	Florida	3	\$ 30,800.00
Citrus	Florida	28	\$ 221,900.00
Collier	Florida	26	\$ 376,800.00
Columbia	Florida	1	\$ 2,800.00
Dixie	Florida	11	\$ 123,700.00
Duval	Florida	5	\$ 67,800.00
Escambia	Florida	1,050	\$ 7,068,300.00
Franklin	Florida	290	\$ 1,622,600.00

GCCF Program Statistics - Overall Summary
(as of September 14, 2010, 5:05 PM ET)

Claims Paid by County / Parish (continued)

County/Parish	State	No. of Claims Paid	Amount Paid
Gadsden	Florida	2	\$ 17,300.00
Gulf	Florida	85	\$ 657,500.00
Hernando	Florida	23	\$ 313,500.00
Hillsborough	Florida	26	\$ 375,800.00
Holmes	Florida	10	\$ 74,900.00
Indian River	Florida	1	\$ 47,200.00
Jackson	Florida	3	\$ 10,500.00
Jefferson	Florida	6	\$ 35,000.00
Lake	Florida	1	\$ 3,600.00
Lee	Florida	18	\$ 225,400.00
Leon	Florida	11	\$ 45,600.00
Levy	Florida	24	\$ 279,600.00
Liberty	Florida	6	\$ 38,700.00
Madison	Florida	1	\$ 2,100.00
Manatee	Florida	8	\$ 111,700.00
Marion	Florida	1	\$ 5,300.00
Miami-Dade	Florida	4	\$ 66,200.00
Monroe	Florida	40	\$ 696,600.00
Nassau	Florida	1	\$ 9,700.00
Okaloosa	Florida	1,483	\$ 10,135,300.00
Orange	Florida	6	\$ 34,100.00
Palm Beach	Florida	3	\$ 20,600.00
Pasco	Florida	49	\$ 467,000.00
Pinellas	Florida	82	\$ 1,273,900.00
Polk	Florida	1	\$ 3,900.00
St. Johns	Florida	5	\$ 48,200.00
Santa Rosa	Florida	411	\$ 2,670,416.46
Sarasota	Florida	5	\$ 89,400.00
Sumter	Florida	1	\$ 3,400.00
Taylor	Florida	8	\$ 65,200.00
Volusia	Florida	2	\$ 101,900.00
Wakulla	Florida	110	\$ 1,038,800.00
Walton	Florida	475	\$ 3,289,700.00
Washington	Florida	12	\$ 99,900.00
Claimant did not provide; GCCF Researching	Florida	437	\$ 2,685,300.00
Bryan	Georgia	1	\$ 5,800.00
Cobb	Georgia	1	\$ 20,000.00
Acadia	Louisiana	2	\$ 9,800.00
Ascension	Louisiana	8	\$ 124,600.00
Assumption	Louisiana	13	\$ 116,400.00
Avoyelles	Louisiana	1	\$ 4,900.00
Beauregard	Louisiana	1	\$ 4,200.00
Calcasieu	Louisiana	37	\$ 424,800.00
Cameron	Louisiana	68	\$ 891,100.00

GCCF Program Statistics - Overall Summary
(as of September 14, 2010, 5:05 PM ET)

Claims Paid by County / Parish (continued)

County/Parish	State	No. of Claims Paid	Amount Paid
E. Baton Rouge	Louisiana	22	\$ 144,800.00
E. Feliciana	Louisiana	1	\$ 3,400.00
Evangeline	Louisiana	1	\$ 17,100.00
Franklin	Louisiana	2	\$ 26,000.00
Iberia	Louisiana	93	\$ 1,235,400.00
Iberville	Louisiana	3	\$ 60,700.00
Jackson	Louisiana	1	\$ 3,900.00
Jefferson	Louisiana	692	\$ 8,449,800.00
Jefferson Davis	Louisiana	2	\$ 7,700.00
Lafayette	Louisiana	49	\$ 768,400.00
Lafourche	Louisiana	371	\$ 4,380,300.00
Livingston	Louisiana	6	\$ 33,100.00
Natchitoches	Louisiana	1	\$ 28,800.00
Orleans	Louisiana	412	\$ 3,920,100.00
Ouachita	Louisiana	1	\$ 1,700.00
Plaquemines	Louisiana	438	\$ 14,173,100.00
Pointe Coupee	Louisiana	1	\$ 9,700.00
Rapides	Louisiana	1	\$ 3,200.00
St. Bernard	Louisiana	271	\$ 4,716,000.00
St. Charles	Louisiana	46	\$ 614,900.00
St. Helena	Louisiana	1	\$ 17,300.00
St. James	Louisiana	4	\$ 35,900.00
St. John the Baptist	Louisiana	10	\$ 60,200.00
St. Landry	Louisiana	2	\$ 16,000.00
St. Martin	Louisiana	25	\$ 179,550.00
St. Mary	Louisiana	135	\$ 1,665,400.00
St. Tammany	Louisiana	159	\$ 2,102,900.00
Tangipahoa	Louisiana	49	\$ 353,800.00
Terrebonne	Louisiana	900	\$ 9,798,100.00
Vermilion	Louisiana	188	\$ 2,317,700.00
Washington	Louisiana	5	\$ 68,700.00
Claimant did not provide; GCCF Researching	Louisiana	285	\$ 3,304,300.00
Baltimore	Maryland	1	\$ 20,200.00
Amite	Mississippi	1	\$ 11,100.00
DeSoto	Mississippi	1	\$ 6,800.00
Forrest	Mississippi	3	\$ 25,600.00
George	Mississippi	10	\$ 127,800.00
Greene	Mississippi	1	\$ 3,500.00
Hancock	Mississippi	179	\$ 1,678,200.00
Harrison	Mississippi	763	\$ 8,078,436.50
Hinds	Mississippi	3	\$ 21,400.00
Holmes	Mississippi	1	\$ 5,100.00
Jackson	Mississippi	330	\$ 4,090,800.00

GCCCF Program Statistics - Overall Summary (as of September 14, 2010, 5:05 PM ET)

Claims Paid by County / Parish (continued)

County/Parish	State	No. of Claims Paid	Amount Paid
Lafayette	Mississippi	1	\$ 12,100.00
Lamar	Mississippi	4	\$ 38,900.00
Lauderdale	Mississippi	2	\$ 9,400.00
Lincoln	Mississippi	1	\$ 5,200.00
Madison	Mississippi	2	\$ 6,800.00
Marion	Mississippi	4	\$ 65,300.00
Monroe	Mississippi	2	\$ 16,500.00
Pearl River	Mississippi	12	\$ 115,500.00
Perry	Mississippi	1	\$ 8,700.00
Pike	Mississippi	3	\$ 22,000.00
Rankin	Mississippi	2	\$ 7,500.00
Simpson	Mississippi	1	\$ 3,500.00
Stone	Mississippi	9	\$ 96,400.00
Claimant did not provide; GCCF Researching	Mississippi	92	\$ 823,800.00
Aransas	Texas	1	\$ 84,200.00
Bexar	Texas	2	\$ 36,400.00
Brazoria	Texas	6	\$ 124,000.00
Brazos	Texas	1	\$ 11,400.00
Calhoun	Texas	1	\$ 1,500.00
Cameron	Texas	6	\$ 51,200.00
Chambers	Texas	3	\$ 231,000.00
Dallas	Texas	1	\$ 3,400.00
Fort Bend	Texas	7	\$ 73,000.00
Galveston	Texas	122	\$ 1,236,500.00
Gregg	Texas	1	\$ 4,000.00
Hardin	Texas	1	\$ 5,100.00
Harris	Texas	117	\$ 1,268,000.00
Harrison	Texas	1	\$ 2,500.00
Houston	Texas	1	\$ 3,500.00
Jackson	Texas	1	\$ 15,500.00
Jefferson	Texas	78	\$ 678,100.00
Lubbock	Texas	1	\$ 2,400.00
Matagorda	Texas	18	\$ 134,900.00
Montgomery	Texas	1	\$ 31,200.00
Nueces	Texas	2	\$ 3,800.00
Orange	Texas	1	\$ 28,800.00
Tarrant	Texas	2	\$ 81,300.00
Travis	Texas	1	\$ 15,600.00
Victoria	Texas	1	\$ 10,500.00
Claimant did not provide; GCCF Researching	Texas	52	\$ 569,800.00
Northumberland	Virginia	1	\$ 4,900.00
Total to Date		15,884	\$ 151,071,301.34