

GCCF Program Statistics - Overall Summary (as of September 13, 2010, 5:05 PM ET)

These Summary Reports provide information for claims submitted to the GCCF, which commenced operation on August 23, 2010. The GCCF is in the process of reviewing and integrating the data for all claimant records and supporting documentation filed with the BP Claims Center prior to August 23, 2010. This data has been transferred from the BP Claims Center to the GCCF. Once that review and integration process is completed, the GCCF will provide a comprehensive report on all claims filed and payments made to date. The number below includes new claimants and claimants applying for additional emergency benefits.

Claimants <i>(Claimants may have one or more claims)</i>	No. of Claimants	No. of Claims
1. Individual*	32,351	35,604
2. Business*	20,084	22,630
<i>*Individual v. Business classification is subject to change.</i>		
Total to Date**	52,435	58,234
<i>**Number of Claimants / Claims is under review to isolate duplication, if any.</i>		

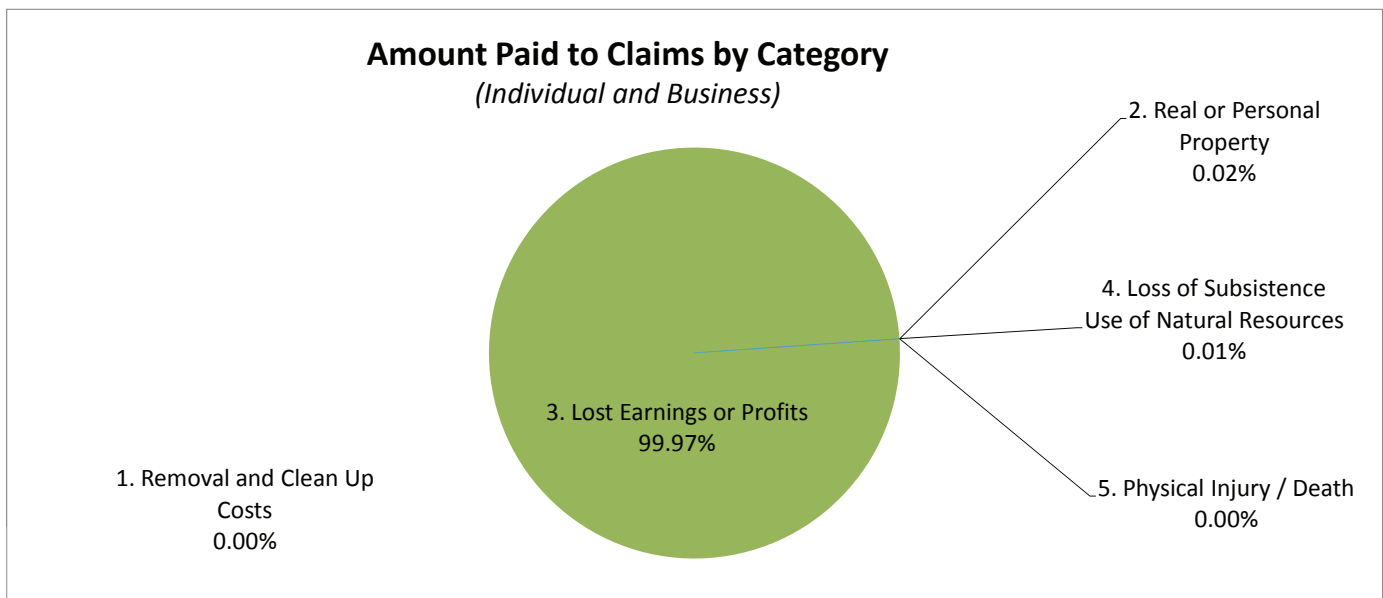
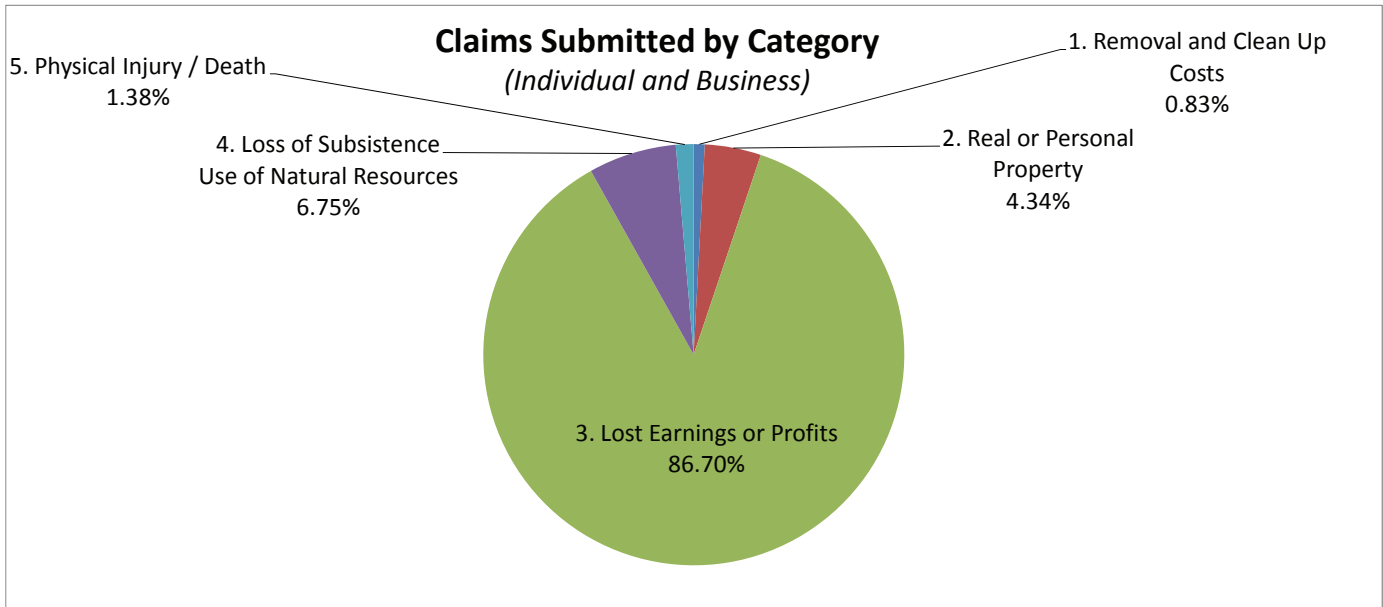
Claims by Emergency Or Final Payment	Claims Submitted	No. of Claims Paid or Approved for Payment	No. of Claims Paid	Amount Paid
1. Emergency Advance Payment	53,897	15,495	14,709	\$ 141,226,203.02
2. Final Claim*	4,337	0	0	\$0.00
<i>*Review underway to determine whether claimant intended to file Final Claim.</i>				
Total to Date	58,234	15,495	14,709	\$ 141,226,203.02

Claims by Category <i>(includes Individual and Business)</i>	Claims Submitted	No. of Claims Paid	Amount Paid
1. Removal and Clean Up Costs	481	0	\$0.00
2. Real or Personal Property	2,527	2	\$35,163.38
3. Lost Earnings or Profits	50,491	14,699	\$141,177,333.14
4. Loss of Subsistence Use of Natural Resources	3,932	5	\$12,970.00
5. Physical Injury / Death	803	3	\$736.50
Sub-Total to Date	58,234	14,709	\$ 141,226,203.02

Separate Fund for Real Estate Brokers and Agents			\$ 34,500,000.00
Total to Date			\$ 175,726,203.02

Claims by Type	No. of Claims Paid	Amount Paid
1. Individual	10,485	\$ 78,886,094.27
2. Business	4,224	\$ 62,340,108.75
Total to Date	14,709	\$ 141,226,203.02

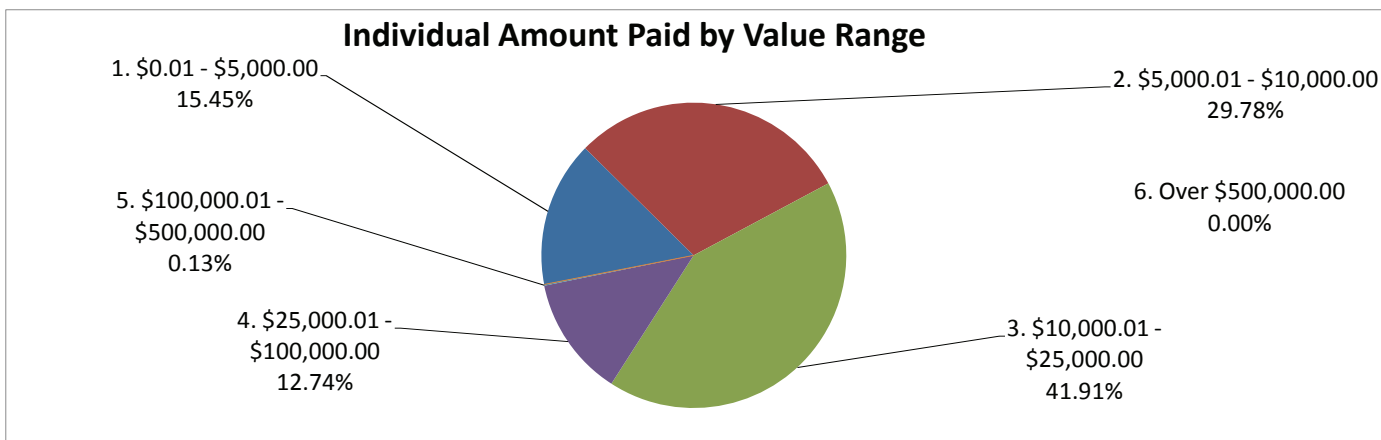
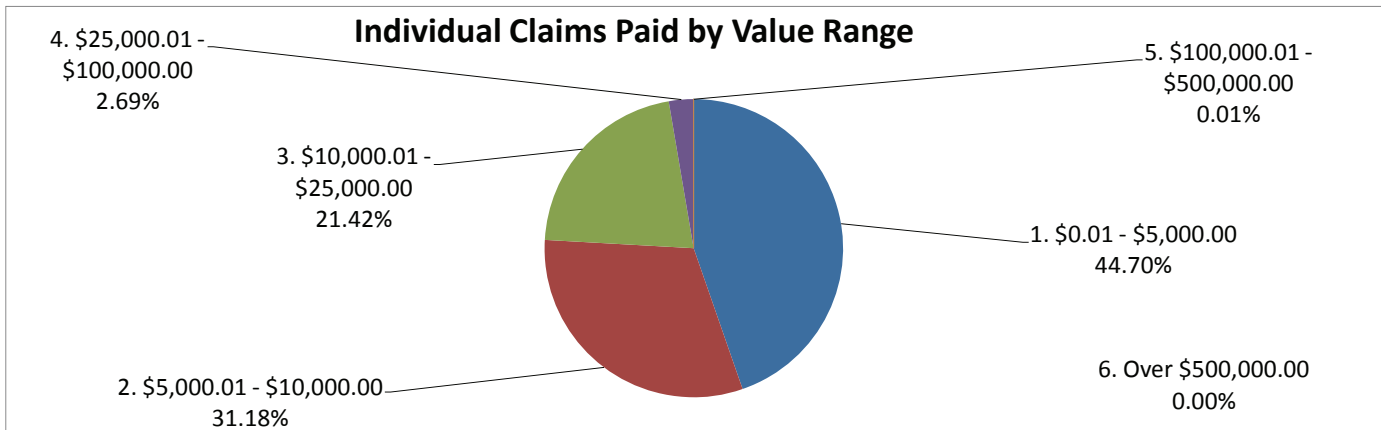
GCCCF Program Statistics - Overall Summary (as of September 13, 2010, 5:05 PM ET)



GCCF Program Statistics - Overall Summary
(as of September 13, 2010, 5:05 PM ET)

Individual Claims by Amount

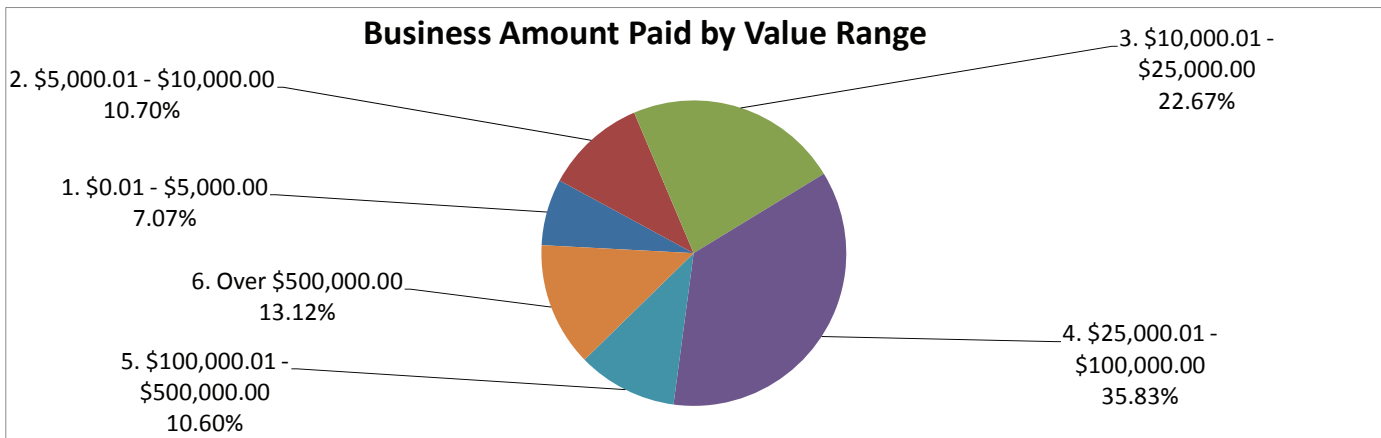
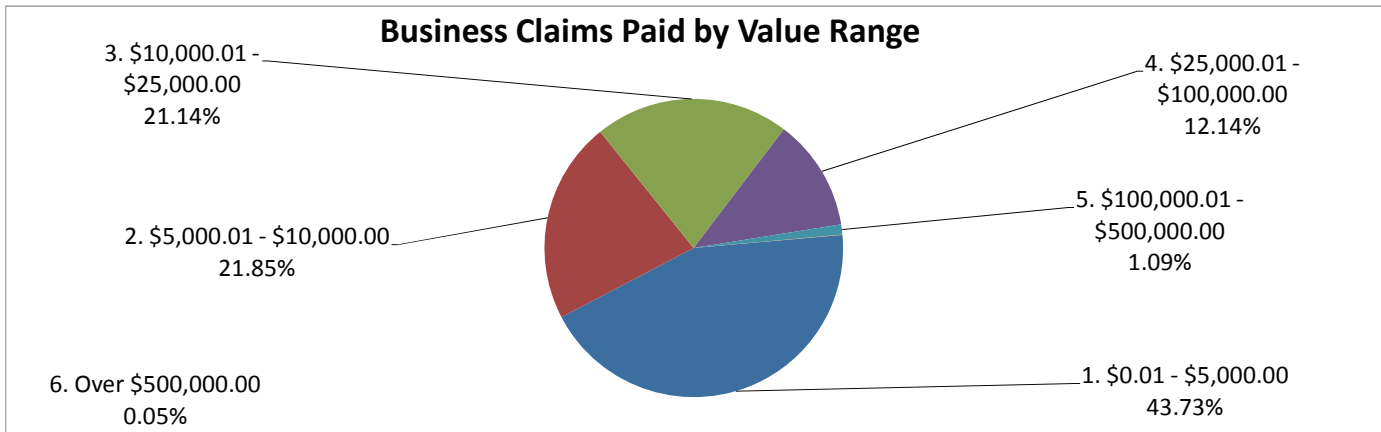
Claims by Amount	No. of Claims Paid	Amount Paid
1. \$0.01 - \$5,000.00	4687	\$ 12,186,185.50
2. \$5,000.01 - \$10,000.00	3269	\$ 23,491,532.70
3. \$10,000.01 - \$25,000.00	2246	\$ 33,059,212.69
4. \$25,000.01 - \$100,000.00	282	\$ 10,046,163.38
5. \$100,000.01 - \$500,000.00	1	\$ 103,000.00
6. Over \$500,000.00	0	\$ -
Total to Date	10,485	\$ 78,886,094.27



GCCF Program Statistics - Overall Summary
(as of September 13, 2010, 5:05 PM ET)

Business Claims by Amount

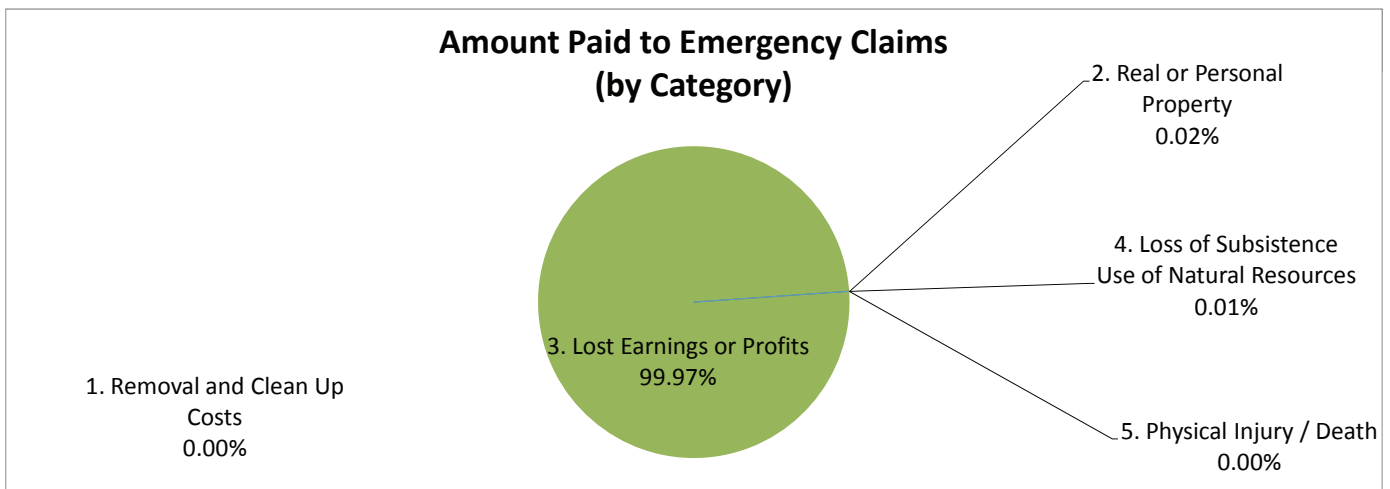
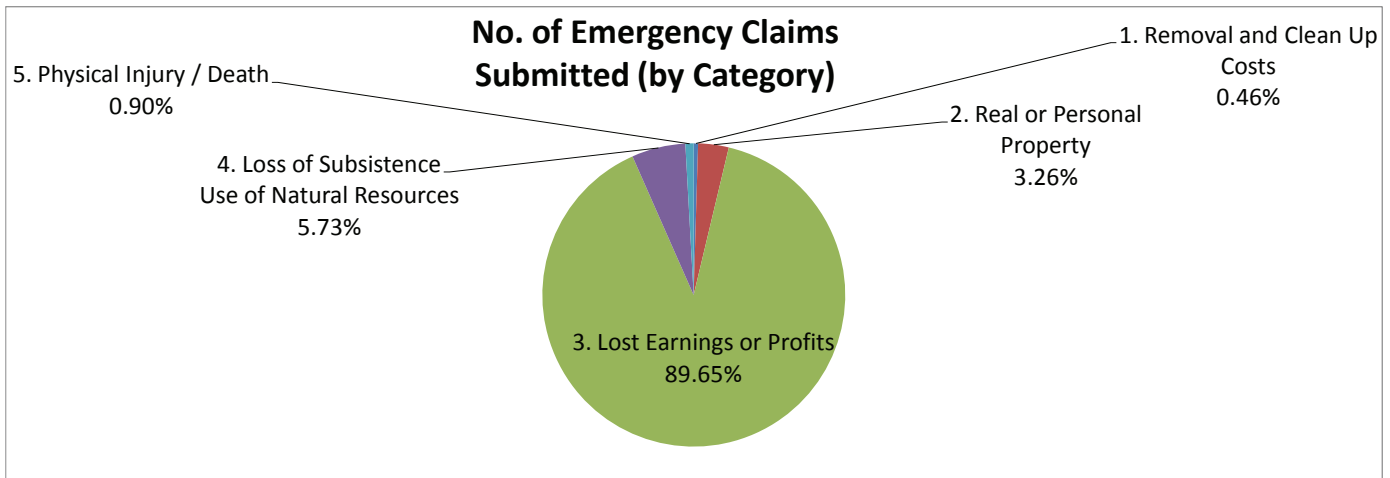
Claims by Amount	No. of Claims Paid	Amount Paid
1. \$0.01 - \$5,000.00	1847	\$ 4,409,000.00
2. \$5,000.01 - \$10,000.00	923	\$ 6,668,400.00
3. \$10,000.01 - \$25,000.00	893	\$ 14,135,008.75
4. \$25,000.01 - \$100,000.00	513	\$ 22,338,400.00
5. \$100,000.01 - \$500,000.00	46	\$ 6,607,800.00
6. Over \$500,000.00	2	\$ 8,181,500.00
Total to Date	4,224	\$ 62,340,108.75



GCCCF Program Statistics - Overall Summary (as of September 13, 2010, 5:05 PM ET)

Emergency Advance Claim Counts by Category

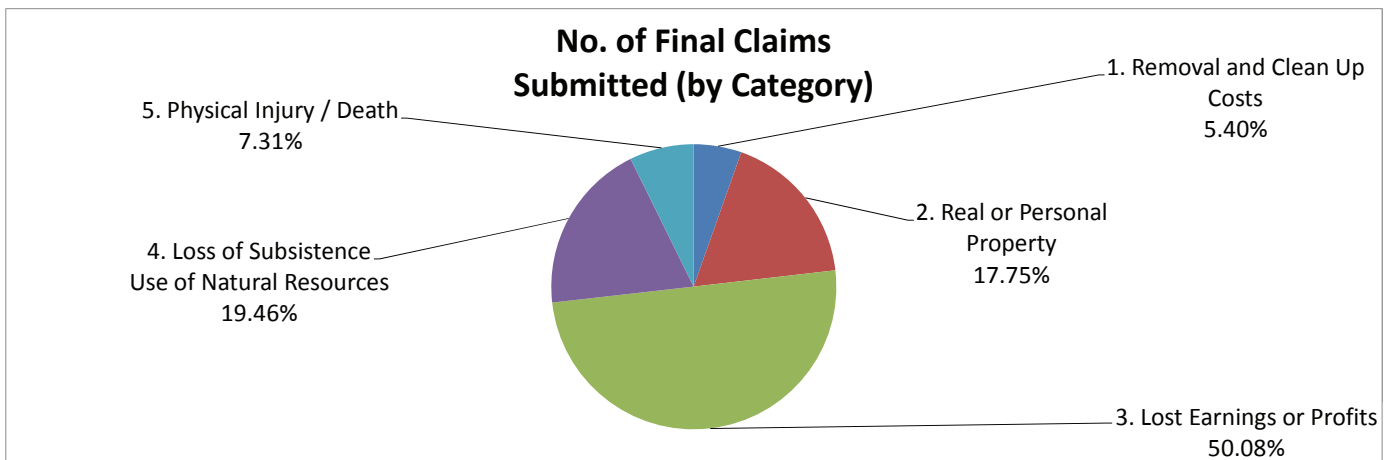
Claims for Emergency Advance Payment	Claims Submitted	No. of Claims Paid	Amount Paid
1. Removal and Clean Up Costs	247	0	\$ -
2. Real or Personal Property	1,757	2	\$ 35,163.38
3. Lost Earnings or Profits	48,319	14,699	\$ 141,177,333.14
4. Loss of Subsistence Use of Natural Resources	3,088	5	\$ 12,970.00
5. Physical Injury / Death	486	3	\$ 736.50
Total to Date	53,897	14,709	\$ 141,226,203.02



GCCCF Program Statistics - Overall Summary (as of September 13, 2010, 5:05 PM ET)

Final Payment Claim Counts by Category

Claims Seeking Final Payment	Claims Submitted	No. of Claims Paid	Amount Paid
1. Removal and Clean Up Costs	234	0	\$ -
2. Real or Personal Property	770	0	\$ -
3. Lost Earnings or Profits	2,172	0	\$ -
4. Loss of Subsistence Use of Natural Resources	844	0	\$ -
5. Physical Injury / Death	317	0	\$ -
Total to Date	4,337	0	\$ -



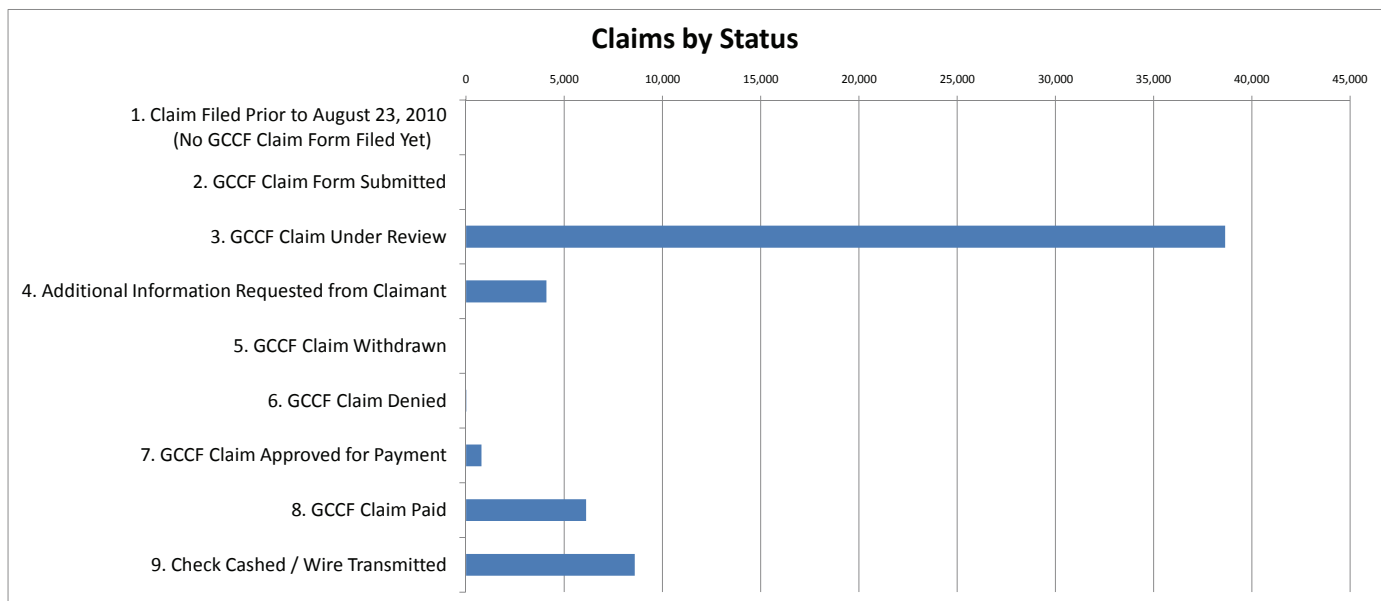
Amount Paid to Final Claims (by Category)

No data to chart yet

GCCCF Program Statistics - Overall Summary (as of September 13, 2010, 5:05 PM ET)

Claim Counts by Status

Claim Status	No. of Claims
1. Claim Filed Prior to August 23, 2010 (No GCCCF Claim Form Filed Yet)	
2. GCCCF Claim Form Submitted	
3. GCCCF Claim Under Review	38,646
4. Additional Information Requested from Claimant	4,092
5. GCCCF Claim Withdrawn	
6. GCCCF Claim Denied	1
7. GCCCF Claim Approved for Payment	786
8. GCCCF Claim Paid	6,113
9. Check Cashed / Wire Transmitted	8,596
Total to Date**	58,234



GCCF Program Statistics - Overall Summary (as of September 13, 2010, 5:05 PM ET)

Claims by Category and Amount

Claims by Category and Amount	No. of Claims Paid	Amount Paid
1. Removal and Clean Up Costs		
a. \$0.01 - \$5,000.00	0	\$ -
b. \$5,000.01 - \$10,000.00	0	\$ -
c. \$10,000.01 - \$25,000.00	0	\$ -
d. \$25,000.01 - \$100,000.00	0	\$ -
e. \$100,000.01 - \$500,000.00	0	\$ -
f. Over \$500,000.00	0	\$ -
Sub-Total to Date	0	\$ -
2. Real or Personal Property		
a. \$0.01 - \$5,000.00	0	\$ -
b. \$5,000.01 - \$10,000.00	1	\$ 8,600.00
c. \$10,000.01 - \$25,000.00	0	\$ -
d. \$25,000.01 - \$100,000.00	1	\$ 26,563.38
e. \$100,000.01 - \$500,000.00	0	\$ -
f. Over \$500,000.00	0	\$ -
Sub-Total to Date	2	\$ 35,163.38
3. Lost Earnings or Profits		
a. \$0.01 - \$5,000.00	6526	\$ 16,581,479.00
b. \$5,000.01 - \$10,000.00	4191	\$ 30,151,332.70
c. \$10,000.01 - \$25,000.00	3139	\$ 47,194,221.44
d. \$25,000.01 - \$100,000.00	794	\$ 32,358,000.00
e. \$100,000.01 - \$500,000.00	47	\$ 6,710,800.00
f. Over \$500,000.00	2	\$ 8,181,500.00
Sub-Total to Date	14699	\$ 141,177,333.14

GCCF Program Statistics - Overall Summary (as of September 13, 2010, 5:05 PM ET)

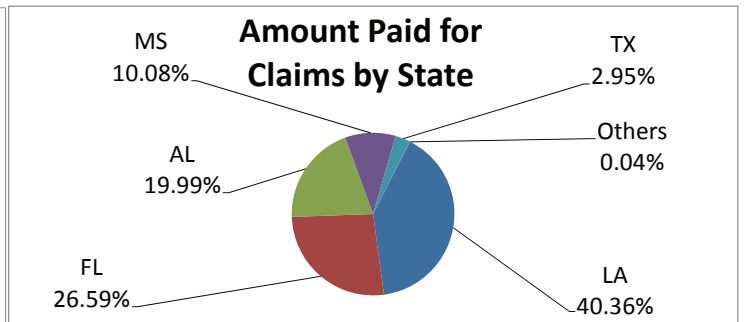
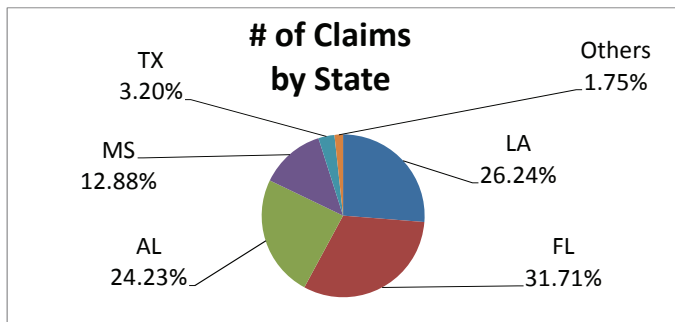
Claims by Category and Amount

Claims by Category and Amount	No. of Claims Paid	Amount Paid
4. Loss of Subsistence Use of Natural Resources		
a. \$0.01 - \$5,000.00	5	\$ 12,970.00
b. \$5,000.01 - \$10,000.00	0	\$ -
c. \$10,000.01 - \$25,000.00	0	\$ -
d. \$25,000.01 - \$100,000.00	0	\$ -
e. \$100,000.01 - \$500,000.00	0	\$ -
f. Over \$500,000.00	0	\$ -
Sub-Total to Date	5	\$ 12,970.00
5. Physical Injury / Death		
a. \$0.01 - \$5,000.00	3	\$ 736.50
b. \$5,000.01 - \$10,000.00	0	\$ -
c. \$10,000.01 - \$25,000.00	0	\$ -
d. \$25,000.01 - \$100,000.00	0	\$ -
e. \$100,000.01 - \$500,000.00	0	\$ -
f. Over \$500,000.00	0	\$ -
Sub-Total to Date	3	\$ 736.50
6. Other Claims		
a. \$0.01 - \$5,000.00	0	\$ -
b. \$5,000.01 - \$10,000.00	0	\$ -
c. \$10,000.01 - \$25,000.00	0	\$ -
d. \$25,000.01 - \$100,000.00	0	\$ -
e. \$100,000.01 - \$500,000.00	0	\$ -
f. Over \$500,000.00	0	\$ -
Sub-Total to Date	0	\$ -
Total to Date	14709	\$ 141,226,203.02

GCCF Program Statistics - Overall Summary
(as of September 13, 2010, 5:05 PM ET)

Claims by State

Claim State of Origin	Claims Submitted	No. of Claims Paid	Amount Paid
Louisiana	15,278	4,040	\$ 57,002,085.74
Florida	18,465	5,134	\$ 37,545,716.46
Alabama	14,110	3,828	\$ 28,230,684.12
Mississippi	7,499	1,323	\$ 14,235,016.70
Texas	1,864	380	\$ 4,161,800.00
Others	1,018	4	\$ 50,900.00
Total to Date	58,234	14,709	\$ 141,226,203.02



GCCF Program Statistics - Overall Summary (as of September 13, 2010, 5:05 PM ET)

Claims Paid by County / Parish

County/Parish	State	No. of Claims Paid	Amount Paid
Baldwin	Alabama	2,286	\$ 16,002,733.38
Calhoun	Alabama	1	\$ 2,200.00
Chilton	Alabama	1	\$ 17,300.00
Clarke	Alabama	3	\$ 9,300.00
Covington	Alabama	4	\$ 31,500.00
Cullman	Alabama	2	\$ 4,400.00
Elmore	Alabama	1	\$ 1,000.00
Escambia	Alabama	6	\$ 26,600.00
Etowah	Alabama	3	\$ 13,500.00
Franklin	Alabama	1	\$ 1,200.00
Houston	Alabama	2	\$ 8,300.00
Jackson	Alabama	1	\$ 3,500.00
Jefferson	Alabama	10	\$ 25,900.00
Lauderdale	Alabama	1	\$ 5,800.00
Limestone	Alabama	1	\$ 4,700.00
Madison	Alabama	4	\$ 25,800.00
Marshall	Alabama	1	\$ 1,500.00
Mobile	Alabama	1,253	\$ 10,354,650.74
Monroe	Alabama	9	\$ 83,500.00
Montgomery	Alabama	2	\$ 15,700.00
Morgan	Alabama	2	\$ 2,000.00
Randolph	Alabama	1	\$ 2,500.00
St. Clair	Alabama	2	\$ 17,400.00
Shelby	Alabama	6	\$ 22,200.00
Sumter	Alabama	1	\$ 4,300.00
Talladega	Alabama	1	\$ 3,400.00
Tallapoosa	Alabama	1	\$ 1,000.00
Tuscaloosa	Alabama	6	\$ 23,100.00
Walker	Alabama	1	\$ 5,100.00
Washington	Alabama	1	\$ 1,400.00
Wilcox	Alabama	3	\$ 39,400.00
Claimant did not provide; GCCF Researching	Alabama	211	\$ 1,469,800.00
Alachua	Florida	5	\$ 25,300.00
Bay	Florida	751	\$ 5,557,800.00
Brevard	Florida	1	\$ 51,000.00
Broward	Florida	6	\$ 19,700.00
Calhoun	Florida	2	\$ 13,100.00
Charlotte	Florida	3	\$ 30,800.00
Citrus	Florida	26	\$ 207,700.00
Collier	Florida	26	\$ 376,800.00
Columbia	Florida	1	\$ 2,800.00
Dixie	Florida	11	\$ 123,700.00
Duval	Florida	5	\$ 67,800.00
Escambia	Florida	1,003	\$ 6,673,000.00
Franklin	Florida	269	\$ 1,514,800.00

GCCF Program Statistics - Overall Summary
(as of September 13, 2010, 5:05 PM ET)

Claims Paid by County / Parish (continued)

County/Parish	State	No. of Claims Paid	Amount Paid
Gadsden	Florida	2	\$ 17,300.00
Gulf	Florida	75	\$ 586,500.00
Hernando	Florida	21	\$ 295,000.00
Hillsborough	Florida	26	\$ 375,800.00
Holmes	Florida	9	\$ 67,400.00
Indian River	Florida	1	\$ 47,200.00
Jackson	Florida	3	\$ 10,500.00
Jefferson	Florida	5	\$ 33,500.00
Lake	Florida	1	\$ 3,600.00
Lee	Florida	18	\$ 225,400.00
Leon	Florida	9	\$ 43,400.00
Levy	Florida	20	\$ 252,100.00
Liberty	Florida	6	\$ 38,700.00
Madison	Florida	1	\$ 2,100.00
Manatee	Florida	7	\$ 93,400.00
Marion	Florida	1	\$ 5,300.00
Miami-Dade	Florida	3	\$ 63,500.00
Monroe	Florida	36	\$ 622,500.00
Nassau	Florida	1	\$ 9,700.00
Okaloosa	Florida	1,406	\$ 9,710,000.00
Orange	Florida	5	\$ 27,100.00
Palm Beach	Florida	3	\$ 20,600.00
Pasco	Florida	49	\$ 467,000.00
Pinellas	Florida	82	\$ 1,273,900.00
Polk	Florida	1	\$ 3,900.00
St. Johns	Florida	5	\$ 48,200.00
Santa Rosa	Florida	394	\$ 2,582,716.46
Sarasota	Florida	5	\$ 89,400.00
Sumter	Florida	1	\$ 3,400.00
Taylor	Florida	7	\$ 55,500.00
Volusia	Florida	2	\$ 101,900.00
Wakulla	Florida	105	\$ 986,400.00
Walton	Florida	448	\$ 3,139,500.00
Washington	Florida	12	\$ 99,900.00
Claimant did not provide; GCCF Researching	Florida	255	\$ 1,479,100.00
Bryan	Georgia	1	\$ 5,800.00
Cobb	Georgia	1	\$ 20,000.00
Acadia	Louisiana	2	\$ 9,800.00
Ascension	Louisiana	8	\$ 124,600.00
Assumption	Louisiana	13	\$ 116,400.00
Avoyelles	Louisiana	1	\$ 4,900.00
Beauregard	Louisiana	1	\$ 4,200.00
Calcasieu	Louisiana	35	\$ 411,400.00
Cameron	Louisiana	66	\$ 881,700.00

GCCF Program Statistics - Overall Summary (as of September 13, 2010, 5:05 PM ET)

Claims Paid by County / Parish (continued)

County/Parish	State	No. of Claims Paid	Amount Paid
E. Baton Rouge	Louisiana	23	\$ 160,100.00
E. Feliciana	Louisiana	1	\$ 3,400.00
Evangeline	Louisiana	1	\$ 17,100.00
Franklin	Louisiana	2	\$ 26,000.00
Iberia	Louisiana	89	\$ 1,209,400.00
Iberville	Louisiana	3	\$ 60,700.00
Jackson	Louisiana	1	\$ 3,900.00
Jefferson	Louisiana	664	\$ 8,092,700.00
Jefferson Davis	Louisiana	2	\$ 7,700.00
Lafayette	Louisiana	42	\$ 728,200.00
Lafourche	Louisiana	358	\$ 4,326,075.02
Livingston	Louisiana	6	\$ 33,100.00
Natchitoches	Louisiana	1	\$ 28,800.00
Orleans	Louisiana	400	\$ 3,665,000.00
Ouachita	Louisiana	1	\$ 1,700.00
Plaquemines	Louisiana	413	\$ 13,775,000.00
Pointe Coupee	Louisiana	1	\$ 9,700.00
Rapides	Louisiana	1	\$ 3,200.00
St. Bernard	Louisiana	267	\$ 4,658,800.00
St. Charles	Louisiana	45	\$ 613,900.00
St. Helena	Louisiana	1	\$ 17,300.00
St. James	Louisiana	4	\$ 35,900.00
St. John the Baptist	Louisiana	10	\$ 60,200.00
St. Landry	Louisiana	2	\$ 16,000.00
St. Martin	Louisiana	24	\$ 171,750.00
St. Mary	Louisiana	131	\$ 1,599,600.00
St. Tammany	Louisiana	154	\$ 2,047,400.00
Tangipahoa	Louisiana	48	\$ 343,100.00
Terrebonne	Louisiana	875	\$ 9,609,360.72
Vermilion	Louisiana	176	\$ 2,200,900.00
Washington	Louisiana	5	\$ 68,700.00
Claimant did not provide; GCCF Researching	Louisiana	163	\$ 1,854,400.00
Baltimore	Maryland	1	\$ 20,200.00
Amite	Mississippi	1	\$ 11,100.00
DeSoto	Mississippi	1	\$ 6,800.00
Forrest	Mississippi	3	\$ 25,600.00
George	Mississippi	10	\$ 127,800.00
Greene	Mississippi	1	\$ 3,500.00
Hancock	Mississippi	171	\$ 1,598,600.00
Harrison	Mississippi	715	\$ 7,547,069.20
Hinds	Mississippi	3	\$ 21,400.00
Holmes	Mississippi	1	\$ 5,100.00
Jackson	Mississippi	319	\$ 3,996,947.50

GCCF Program Statistics - Overall Summary
(as of September 13, 2010, 5:05 PM ET)

Claims Paid by County / Parish (continued)

County/Parish	State	No. of Claims Paid	Amount Paid
Lafayette	Mississippi	1	\$ 12,100.00
Lamar	Mississippi	4	\$ 38,900.00
Lauderdale	Mississippi	2	\$ 9,400.00
Lincoln	Mississippi	1	\$ 5,200.00
Madison	Mississippi	2	\$ 6,800.00
Marion	Mississippi	4	\$ 65,300.00
Monroe	Mississippi	2	\$ 16,500.00
Pearl River	Mississippi	12	\$ 115,500.00
Perry	Mississippi	1	\$ 8,700.00
Pike	Mississippi	3	\$ 22,000.00
Rankin	Mississippi	2	\$ 7,500.00
Simpson	Mississippi	1	\$ 3,500.00
Stone	Mississippi	7	\$ 76,400.00
Claimant did not provide; GCCF Researching	Mississippi	56	\$ 503,300.00
Aransas	Texas	1	\$ 84,200.00
Bexar	Texas	1	\$ 1,500.00
Brazoria	Texas	6	\$ 124,000.00
Brazos	Texas	1	\$ 11,400.00
Calhoun	Texas	1	\$ 1,500.00
Cameron	Texas	6	\$ 51,200.00
Chambers	Texas	3	\$ 231,000.00
Dallas	Texas	1	\$ 3,400.00
Fort Bend	Texas	7	\$ 73,000.00
Galveston	Texas	113	\$ 1,148,600.00
Gregg	Texas	1	\$ 4,000.00
Hardin	Texas	1	\$ 5,100.00
Harris	Texas	107	\$ 1,173,600.00
Harrison	Texas	1	\$ 2,500.00
Houston	Texas	1	\$ 3,500.00
Jackson	Texas	1	\$ 15,500.00
Jefferson	Texas	64	\$ 574,800.00
Lubbock	Texas	1	\$ 2,400.00
Matagorda	Texas	18	\$ 134,900.00
Montgomery	Texas	1	\$ 31,200.00
Nueces	Texas	2	\$ 3,800.00
Orange	Texas	3	\$ 47,700.00
Tarrant	Texas	2	\$ 81,300.00
Travis	Texas	1	\$ 15,600.00
Victoria	Texas	1	\$ 10,500.00
Claimant did not provide; GCCF Researching	Texas	35	\$ 325,600.00
Northumberland	Virginia	1	\$ 4,900.00
Total to Date		14,709	\$ 141,226,203.02