

## GCCF Program Statistics - Overall Summary (as of September 11, 2010, 5:05 PM ET)

These Summary Reports provide information for claims submitted to the GCCF, which commenced operation on August 23, 2010. The GCCF is in the process of reviewing and integrating the data for all claimant records and supporting documentation filed with the BP Claims Center prior to August 23, 2010. This data has been transferred from the BP Claims Center to the GCCF. Once that review and integration process is completed, the GCCF will provide a comprehensive report on all claims filed and payments made to date. The number below includes new claimants and claimants applying for additional emergency benefits.

<b>Claimants</b> <i>(Claimants may have one or more claims)</i>	<b>No. of Claimants</b>	<b>No. of Claims</b>
1. Individual*	31,062	34,276
2. Business*	19,387	21,843
<i>*Individual v. Business classification is subject to change.</i>		
<b>Total to Date**</b>	<b>50,449</b>	<b>56,119</b>
<i>**Number of Claimants / Claims is under review to isolate duplication, if any.</i>		

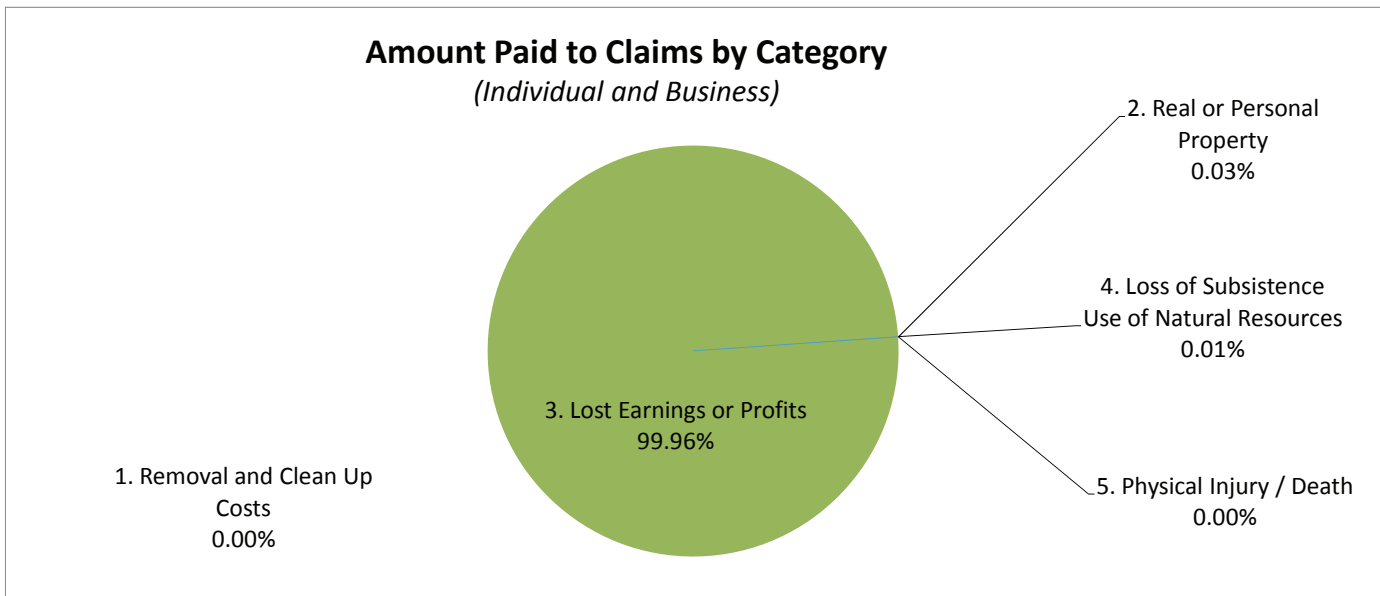
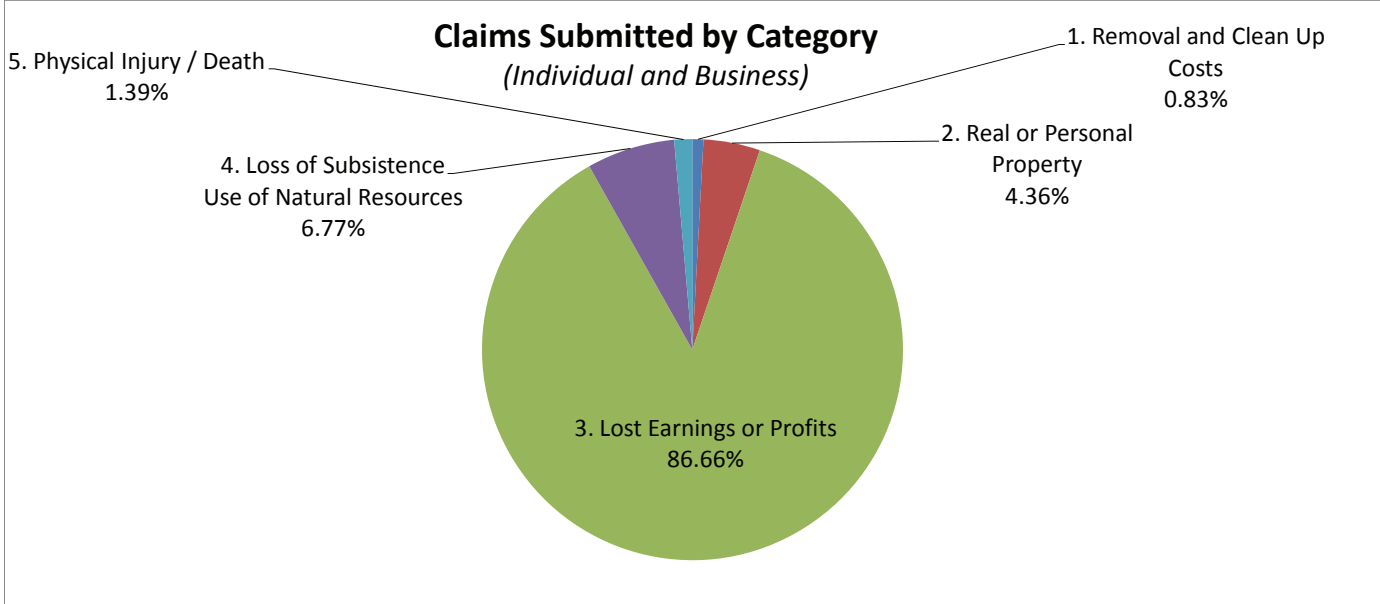
<b>Claims by Emergency Or Final Payment</b>	<b>Claims Submitted</b>	<b>No. of Claims Paid or Approved for Payment</b>	<b>No. of Claims Paid</b>	<b>Amount Paid</b>
1. Emergency Advance Payment	52,013	14,403	13,641	\$ 112,064,603.02
2. Final Claim*	4,106	0	0	\$ -
<i>*Review underway to determine whether claimant intended to file Final Claim.</i>				
<b>Total to Date</b>	<b>56,119</b>	<b>14,403</b>	<b>13,641</b>	<b>\$ 112,064,603.02</b>

<b>Claims by Category</b> <i>(includes Individual and Business)</i>	<b>Claims Submitted</b>	<b>No. of Claims Paid</b>	<b>Amount Paid</b>
1. Removal and Clean Up Costs	463	0	\$ -
2. Real or Personal Property	2,448	2	\$ 35,163.38
3. Lost Earnings or Profits	48,630	13,631	\$ 112,015,733.14
4. Loss of Subsistence Use of Natural Resources	3,799	5	\$ 12,970.00
5. Physical Injury / Death	779	3	\$ 736.50
<b>Sub-Total to Date</b>	<b>56,119</b>	<b>13,641</b>	<b>\$ 112,064,603.02</b>

Separate Fund for Real Estate Brokers and Agents			\$ 34,500,000.00
<b>Total to Date</b>			<b>\$ 146,564,603.02</b>

<b>Claims by Type</b>	<b>No. of Claims Paid</b>	<b>Amount Paid</b>
1. Individual	9,844	\$ 60,161,594.27
2. Business	3,797	\$ 51,903,008.75
<b>Total to Date</b>	<b>13,641</b>	<b>\$ 112,064,603.02</b>

**GCCF Program Statistics - Overall Summary**  
 (as of September 11, 2010, 5:05 PM ET)

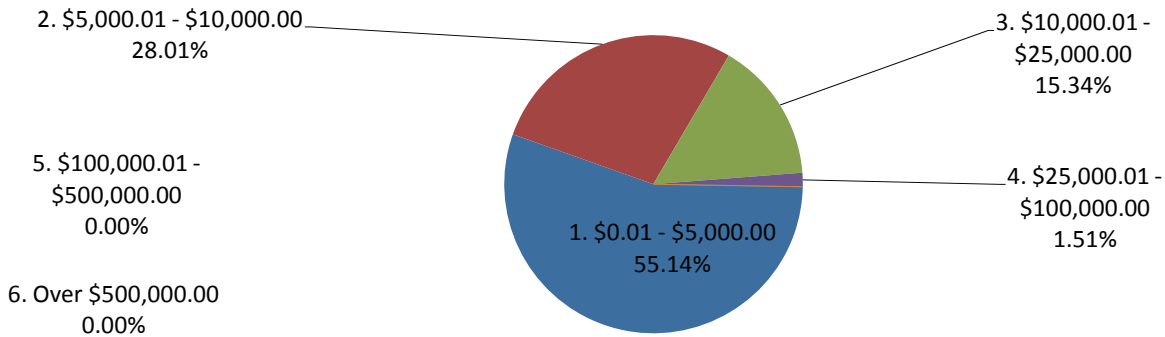


**GCCF Program Statistics - Overall Summary**  
(as of September 11, 2010, 5:05 PM ET)

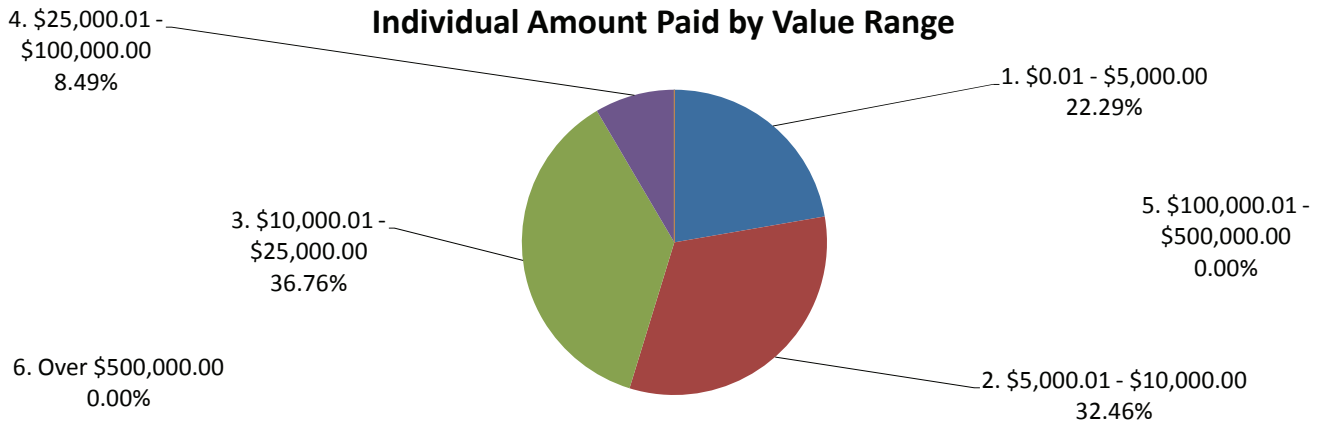
**Individual Claims by Amount**

Claims by Amount	No. of Claims Paid	Amount Paid
1. \$0.01 - \$5,000.00	5428	\$ 13,411,996.18
2. \$5,000.01 - \$10,000.00	2757	\$ 19,527,420.01
3. \$10,000.01 - \$25,000.00	1510	\$ 22,113,414.70
4. \$25,000.01 - \$100,000.00	149	\$ 5,108,763.38
5. \$100,000.01 - \$500,000.00	0	\$ -
6. Over \$500,000.00	0	\$ -
<b>Total to Date</b>	<b>9,844</b>	<b>\$ 60,161,594.27</b>

**Individual Claims Paid by Value Range**



**Individual Amount Paid by Value Range**

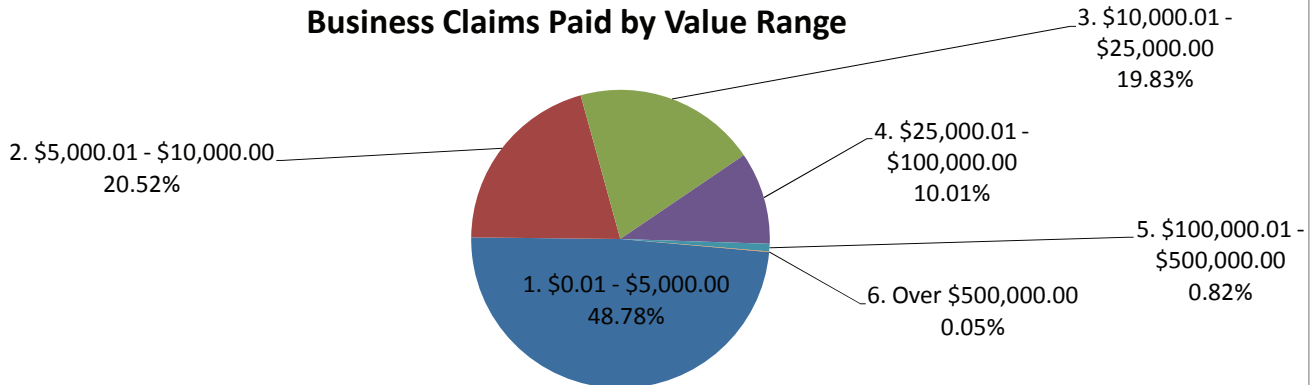


## GCCF Program Statistics - Overall Summary (as of September 11, 2010, 5:05 PM ET)

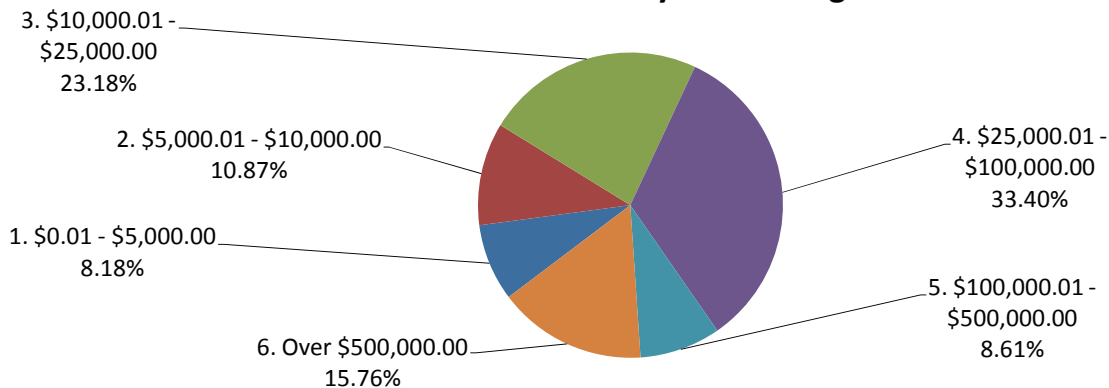
### Business Claims by Amount

Claims by Amount	No. of Claims Paid	Amount Paid
1. \$0.01 - \$5,000.00	1852	\$ 4,245,908.75
2. \$5,000.01 - \$10,000.00	779	\$ 5,639,300.00
3. \$10,000.01 - \$25,000.00	753	\$ 12,031,800.00
4. \$25,000.01 - \$100,000.00	380	\$ 17,334,100.00
5. \$100,000.01 - \$500,000.00	31	\$ 4,470,400.00
6. Over \$500,000.00	2	\$ 8,181,500.00
<b>Total to Date</b>	<b>3,797</b>	<b>\$ 51,903,008.75</b>

#### Business Claims Paid by Value Range



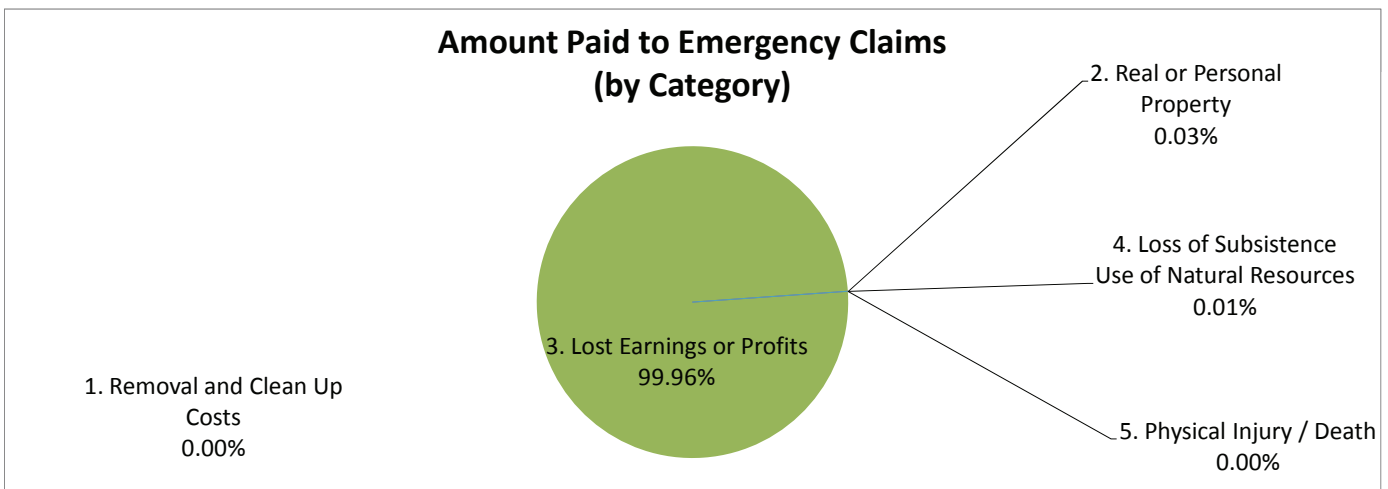
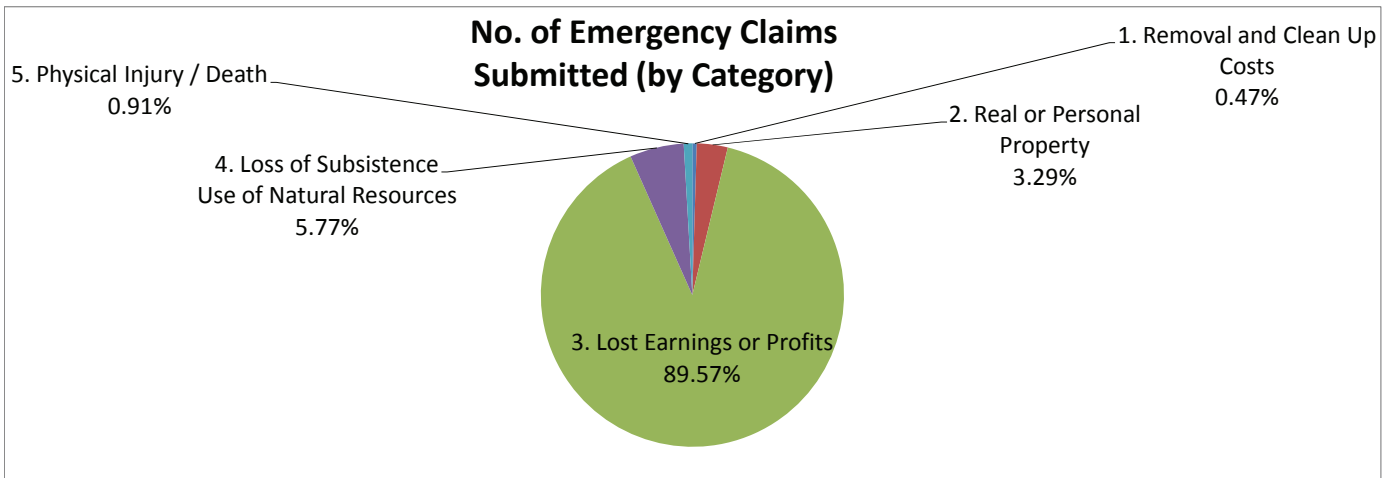
#### Business Amount Paid by Value Range



**GCCF Program Statistics - Overall Summary**  
(as of September 11, 2010, 5:05 PM ET)

**Emergency Advance Claim Counts by Category**

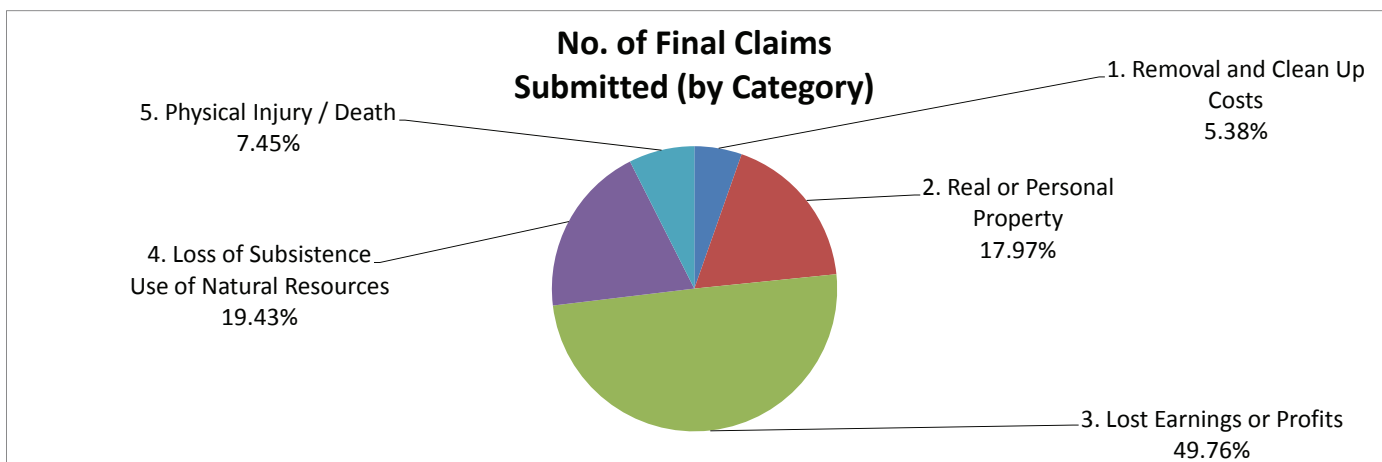
Claims for Emergency Advance Payment	Claims Submitted	No. of Claims Paid	Amount Paid
1. Removal and Clean Up Costs	242	0	\$ -
2. Real or Personal Property	1,710	2	\$ 35,163.38
3. Lost Earnings or Profits	46,587	13,631	\$ 112,015,733.14
4. Loss of Subsistence Use of Natural Resources	3,001	5	\$ 12,970.00
5. Physical Injury / Death	473	3	\$ 736.50
<b>Total to Date</b>	<b>52,013</b>	<b>13,641</b>	<b>\$ 112,064,603.02</b>



## GCCCF Program Statistics - Overall Summary (as of September 11, 2010, 5:05 PM ET)

### Final Payment Claim Counts by Category

Claims Seeking Final Payment	Claims Submitted	No. of Claims Paid	Amount Paid
1. Removal and Clean Up Costs	221	0	\$ -
2. Real or Personal Property	738	0	\$ -
3. Lost Earnings or Profits	2,043	0	\$ -
4. Loss of Subsistence Use of Natural Resources	798	0	\$ -
5. Physical Injury / Death	306	0	\$ -
<b>Total to Date</b>	<b>4,106</b>	<b>0</b>	<b>\$ -</b>



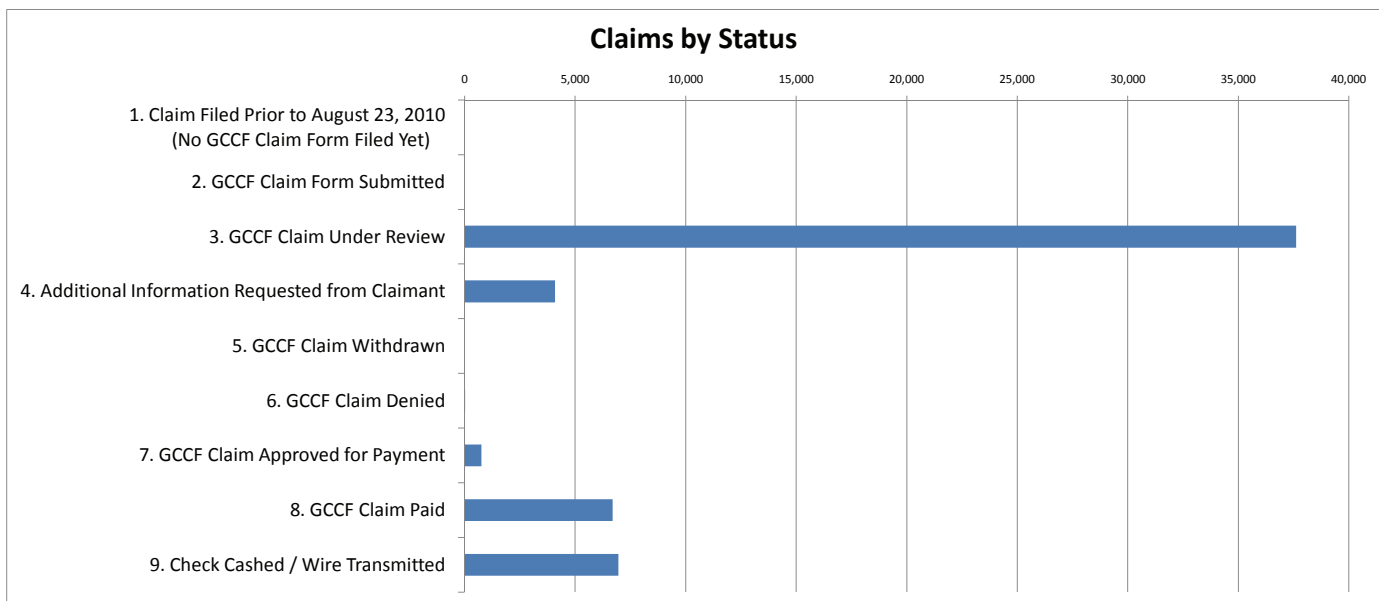
### Amount Paid to Final Claims (by Category)

*No data to chart yet*

## GCCCF Program Statistics - Overall Summary (as of September 11, 2010, 5:05 PM ET)

### Claim Counts by Status

Claim Status	No. of Claims
1. Claim Filed Prior to August 23, 2010 (No GCCCF Claim Form Filed Yet)	
2. GCCCF Claim Form Submitted	
3. GCCCF Claim Under Review	37,623
4. Additional Information Requested from Claimant	4,092
5. GCCCF Claim Withdrawn	
6. GCCCF Claim Denied	1
7. GCCCF Claim Approved for Payment	762
8. GCCCF Claim Paid	6,688
9. Check Cashed / Wire Transmitted	6,953
<b>Total to Date</b>	<b>56,119</b>



**GCCF Program Statistics - Overall Summary**  
(as of September 11, 2010, 5:05 PM ET)

**Claims by Category and Amount**

Claims by Category and Amount	No. of Claims Paid	Amount Paid
<b>1. Removal and Clean Up Costs</b>		
a. \$0.01 - \$5,000.00	0	\$ -
b. \$5,000.01 - \$10,000.00	0	\$ -
c. \$10,000.01 - \$25,000.00	0	\$ -
d. \$25,000.01 - \$100,000.00	0	\$ -
e. \$100,000.01 - \$500,000.00	0	\$ -
f. Over \$500,000.00	0	\$ -
<b>Sub-Total to Date</b>	<b>0</b>	<b>\$ -</b>
<b>2. Real or Personal Property</b>		
a. \$0.01 - \$5,000.00	0	\$ -
b. \$5,000.01 - \$10,000.00	1	\$ 8,600.00
c. \$10,000.01 - \$25,000.00	0	\$ -
d. \$25,000.01 - \$100,000.00	1	\$ 26,563.38
e. \$100,000.01 - \$500,000.00	0	\$ -
f. Over \$500,000.00	0	\$ -
<b>Sub-Total to Date</b>	<b>2</b>	<b>\$ 35,163.38</b>
<b>3. Lost Earnings or Profits</b>		
a. \$0.01 - \$5,000.00	7272	\$ 17,644,198.43
b. \$5,000.01 - \$10,000.00	3535	\$ 25,158,120.01
c. \$10,000.01 - \$25,000.00	2263	\$ 34,145,214.70
d. \$25,000.01 - \$100,000.00	528	\$ 22,416,300.00
e. \$100,000.01 - \$500,000.00	31	\$ 4,470,400.00
f. Over \$500,000.00	2	\$ 8,181,500.00
<b>Sub-Total to Date</b>	<b>13631</b>	<b>\$ 112,015,733.14</b>



## GCCF Program Statistics - Overall Summary (as of September 11, 2010, 5:05 PM ET)

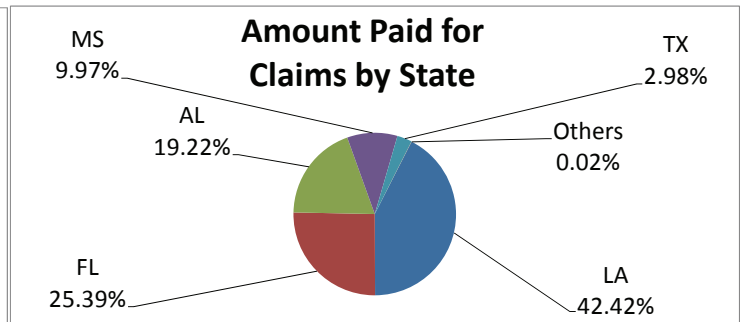
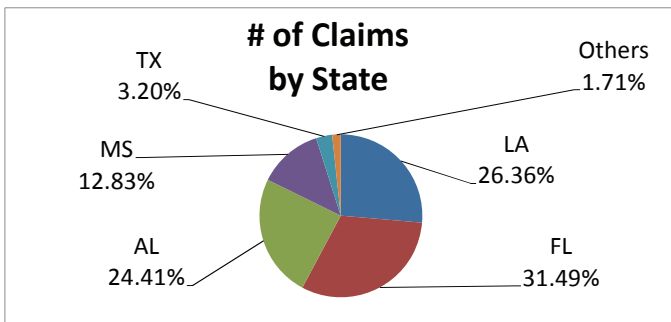
### Claims by Category and Amount

Claims by Category and Amount	No. of Claims Paid	Amount Paid
<b>4. Loss of Subsistence Use of Natural Resources</b>		
a. \$0.01 - \$5,000.00	5	\$ 12,970.00
b. \$5,000.01 - \$10,000.00	0	\$ -
c. \$10,000.01 - \$25,000.00	0	\$ -
d. \$25,000.01 - \$100,000.00	0	\$ -
e. \$100,000.01 - \$500,000.00	0	\$ -
f. Over \$500,000.00	0	\$ -
<b>Sub-Total to Date</b>	<b>5</b>	<b>\$ 12,970.00</b>
<b>5. Physical Injury / Death</b>		
a. \$0.01 - \$5,000.00	3	\$ 736.50
b. \$5,000.01 - \$10,000.00	0	\$ -
c. \$10,000.01 - \$25,000.00	0	\$ -
d. \$25,000.01 - \$100,000.00	0	\$ -
e. \$100,000.01 - \$500,000.00	0	\$ -
f. Over \$500,000.00	0	\$ -
<b>Sub-Total to Date</b>	<b>3</b>	<b>\$ 736.50</b>
<b>6. Other Claims</b>		
a. \$0.01 - \$5,000.00	0	\$ -
b. \$5,000.01 - \$10,000.00	0	\$ -
c. \$10,000.01 - \$25,000.00	0	\$ -
d. \$25,000.01 - \$100,000.00	0	\$ -
e. \$100,000.01 - \$500,000.00	0	\$ -
f. Over \$500,000.00	0	\$ -
<b>Sub-Total to Date</b>	<b>0</b>	<b>\$ -</b>
<b>Total to Date</b>	<b>13641</b>	<b>\$ 112,064,603.02</b>

**GCCF Program Statistics - Overall Summary**  
 (as of September 11, 2010, 5:05 PM ET)

**Claims by State**

Claim State of Origin	Claims Submitted	No. of Claims Paid	Amount Paid
Louisiana	14,793	3,845	\$ 47,538,385.74
Florida	17,673	4,672	\$ 28,451,316.46
Alabama	13,700	3,516	\$ 21,539,384.12
Mississippi	7,201	1,253	\$ 11,169,616.70
Texas	1,794	352	\$ 3,339,800.00
Others	958	3	\$ 26,100.00
<b>Total to Date</b>	<b>56,119</b>	<b>13,641</b>	<b>\$ 112,064,603.02</b>



## GCCF Program Statistics - Overall Summary (as of September 11, 2010, 5:05 PM ET)

### Claims Paid by County / Parish

County/Parish	State	No. of Claims Paid	Amount Paid
Baldwin	Alabama	2,111	\$ 12,328,433.38
Chilton	Alabama	1	\$ 17,300.00
Clarke	Alabama	3	\$ 7,900.00
Covington	Alabama	4	\$ 31,500.00
Cullman	Alabama	1	\$ 1,100.00
Elmore	Alabama	1	\$ 700.00
Escambia	Alabama	6	\$ 23,600.00
Etowah	Alabama	3	\$ 10,100.00
Franklin	Alabama	1	\$ 1,200.00
Houston	Alabama	2	\$ 3,900.00
Jackson	Alabama	1	\$ 3,500.00
Jefferson	Alabama	8	\$ 21,500.00
Lauderdale	Alabama	1	\$ 1,400.00
Limestone	Alabama	1	\$ 2,800.00
Madison	Alabama	4	\$ 25,300.00
Marshall	Alabama	1	\$ 1,500.00
Mobile	Alabama	1,194	\$ 8,058,250.74
Monroe	Alabama	9	\$ 63,500.00
Montgomery	Alabama	2	\$ 15,700.00
Morgan	Alabama	1	\$ 500.00
Randolph	Alabama	1	\$ 2,500.00
St. Clair	Alabama	2	\$ 17,400.00
Shelby	Alabama	5	\$ 20,800.00
Tallapoosa	Alabama	1	\$ 1,000.00
Tuscaloosa	Alabama	6	\$ 22,300.00
Walker	Alabama	1	\$ 5,100.00
Washington	Alabama	1	\$ 1,300.00
Wilcox	Alabama	3	\$ 39,400.00
Claimant did not provide; GCCF Researching	Alabama	141	\$ 809,900.00
Alachua	Florida	4	\$ 19,500.00
Bay	Florida	694	\$ 4,373,800.00
Brevard	Florida	1	\$ 51,000.00
Broward	Florida	6	\$ 17,600.00
Calhoun	Florida	2	\$ 13,100.00
Charlotte	Florida	3	\$ 28,800.00
Citrus	Florida	25	\$ 150,600.00
Collier	Florida	22	\$ 251,500.00
Columbia	Florida	1	\$ 2,800.00
Dixie	Florida	9	\$ 114,000.00
Duval	Florida	5	\$ 66,000.00
Escambia	Florida	958	\$ 5,167,900.00
Franklin	Florida	250	\$ 1,311,200.00
Gadsden	Florida	2	\$ 17,300.00
Gulf	Florida	66	\$ 417,500.00
Hernando	Florida	20	\$ 289,400.00
Hillsborough	Florida	25	\$ 258,600.00
Holmes	Florida	9	\$ 66,100.00

**GCCF Program Statistics - Overall Summary**  
(as of September 11, 2010, 5:05 PM ET)

**Claims Paid by County / Parish (continued)**

County/Parish	State	No. of Claims Paid	Amount Paid
Indian River	Florida	1	\$ 47,200.00
Jackson	Florida	3	\$ 9,900.00
Jefferson	Florida	5	\$ 29,000.00
Lake	Florida	1	\$ 3,600.00
Lee	Florida	16	\$ 183,200.00
Leon	Florida	7	\$ 34,100.00
Levy	Florida	16	\$ 121,300.00
Liberty	Florida	5	\$ 19,500.00
Madison	Florida	1	\$ 2,100.00
Manatee	Florida	6	\$ 81,600.00
Marion	Florida	1	\$ 5,300.00
Miami-Dade	Florida	3	\$ 34,400.00
Monroe	Florida	28	\$ 305,200.00
Nassau	Florida	1	\$ 9,700.00
Okaloosa	Florida	1,310	\$ 7,344,300.00
Orange	Florida	4	\$ 13,800.00
Palm Beach	Florida	3	\$ 17,400.00
Pasco	Florida	49	\$ 388,000.00
Pinellas	Florida	75	\$ 1,007,600.00
Polk	Florida	1	\$ 800.00
St. Johns	Florida	5	\$ 46,700.00
Santa Rosa	Florida	369	\$ 2,052,016.46
Sarasota	Florida	5	\$ 73,400.00
Sumter	Florida	1	\$ 3,200.00
Taylor	Florida	7	\$ 54,600.00
Volusia	Florida	2	\$ 101,900.00
Wakulla	Florida	102	\$ 839,000.00
Walton	Florida	409	\$ 2,401,400.00
Washington	Florida	8	\$ 60,600.00
Claimant did not provide; GCCF Researching	Florida	126	\$ 543,800.00
Bryan	Georgia	1	\$ 5,800.00
Cobb	Georgia	1	\$ 5,400.00
Acadia	Louisiana	2	\$ 6,900.00
Ascension	Louisiana	8	\$ 102,700.00
Assumption	Louisiana	12	\$ 112,000.00
Avoyelles	Louisiana	1	\$ 4,900.00
Beauregard	Louisiana	1	\$ 4,200.00
Calcasieu	Louisiana	33	\$ 358,200.00
Cameron	Louisiana	65	\$ 708,700.00
E. Baton Rouge	Louisiana	23	\$ 124,200.00
E. Feliciana	Louisiana	1	\$ 1,700.00
Evangeline	Louisiana	1	\$ 10,500.00
Franklin	Louisiana	2	\$ 13,600.00
Iberia	Louisiana	88	\$ 1,046,300.00
Iberville	Louisiana	3	\$ 46,900.00
Jackson	Louisiana	1	\$ 1,100.00
Jefferson	Louisiana	643	\$ 6,892,000.00

## GCCF Program Statistics - Overall Summary (as of September 11, 2010, 5:05 PM ET)

### Claims Paid by County / Parish (continued)

County/Parish	State	No. of Claims Paid	Amount Paid
Jefferson Davis	Louisiana	2	\$ 7,700.00
Lafayette	Louisiana	41	\$ 619,100.00
Lafourche	Louisiana	347	\$ 3,403,975.02
Livingston	Louisiana	6	\$ 32,600.00
Natchitoches	Louisiana	1	\$ 28,800.00
Orleans	Louisiana	372	\$ 2,887,000.00
Ouachita	Louisiana	1	\$ 1,700.00
Plaquemines	Louisiana	405	\$ 12,692,900.00
Pointe Coupee	Louisiana	1	\$ 6,000.00
Rapides	Louisiana	1	\$ 3,200.00
St. Bernard	Louisiana	258	\$ 3,667,100.00
St. Charles	Louisiana	44	\$ 489,800.00
St. Helena	Louisiana	1	\$ 17,300.00
St. James	Louisiana	4	\$ 35,900.00
St. John the Baptist	Louisiana	10	\$ 48,300.00
St. Landry	Louisiana	2	\$ 13,500.00
St. Martin	Louisiana	24	\$ 140,550.00
St. Mary	Louisiana	126	\$ 1,348,200.00
St. Tammany	Louisiana	150	\$ 1,783,900.00
Tangipahoa	Louisiana	46	\$ 284,700.00
Terrebonne	Louisiana	837	\$ 7,790,460.72
Vermilion	Louisiana	169	\$ 1,781,000.00
Washington	Louisiana	5	\$ 68,700.00
Claimant did not provide; GCCF Researching	Louisiana	108	\$ 952,100.00
Baltimore	Maryland	1	\$ 14,900.00
Amite	Mississippi	1	\$ 11,100.00
DeSoto	Mississippi	1	\$ 2,400.00
Forrest	Mississippi	2	\$ 12,800.00
George	Mississippi	9	\$ 80,800.00
Greene	Mississippi	1	\$ 3,500.00
Hancock	Mississippi	165	\$ 1,414,700.00
Harrison	Mississippi	684	\$ 5,879,969.20
Hinds	Mississippi	2	\$ 13,200.00
Holmes	Mississippi	1	\$ 5,100.00
Jackson	Mississippi	307	\$ 3,186,747.50
Lafayette	Mississippi	1	\$ 7,100.00
Lamar	Mississippi	4	\$ 26,400.00
Lauderdale	Mississippi	2	\$ 7,500.00
Lincoln	Mississippi	1	\$ 4,900.00
Madison	Mississippi	2	\$ 6,800.00
Marion	Mississippi	3	\$ 40,600.00
Monroe	Mississippi	2	\$ 10,500.00
Pearl River	Mississippi	12	\$ 106,200.00
Perry	Mississippi	1	\$ 8,700.00
Pike	Mississippi	3	\$ 21,100.00
Rankin	Mississippi	2	\$ 7,500.00
Simpson	Mississippi	1	\$ 3,500.00

**GCCF Program Statistics - Overall Summary**  
 (as of September 11, 2010, 5:05 PM ET)

**Claims Paid by County / Parish (continued)**

County/Parish	State	No. of Claims Paid	Amount Paid
Stone	Mississippi	7	\$ 53,600.00
Claimant did not provide; GCCF Researching	Mississippi	39	\$ 254,900.00
Aransas	Texas	1	\$ 84,200.00
Bexar	Texas	1	\$ 1,500.00
Brazoria	Texas	5	\$ 110,400.00
Brazos	Texas	1	\$ 8,400.00
Calhoun	Texas	1	\$ 1,500.00
Cameron	Texas	6	\$ 51,200.00
Chambers	Texas	1	\$ 148,600.00
Dallas	Texas	1	\$ 2,200.00
Fort Bend	Texas	7	\$ 70,400.00
Galveston	Texas	110	\$ 919,800.00
Gregg	Texas	1	\$ 4,000.00
Hardin	Texas	1	\$ 5,100.00
Harris	Texas	100	\$ 943,000.00
Harrison	Texas	1	\$ 2,500.00
Houston	Texas	1	\$ 3,500.00
Jackson	Texas	1	\$ 8,100.00
Jefferson	Texas	62	\$ 511,300.00
Lubbock	Texas	1	\$ 2,400.00
Matagorda	Texas	16	\$ 118,500.00
Montgomery	Texas	1	\$ 14,500.00
Nueces	Texas	2	\$ 3,800.00
Orange	Texas	2	\$ 35,500.00
Tarrant	Texas	2	\$ 81,300.00
Victoria	Texas	1	\$ 10,500.00
Claimant did not provide; GCCF Researching	Texas	26	\$ 197,600.00
<b>Total to Date</b>		<b>13,641</b>	<b>\$ 112,064,603.02</b>