

GCCF Program Statistics - Overall Summary (as of September 10, 2010, 5:05 PM ET)

These Summary Reports provide information for claims submitted to the GCCF, which commenced operation on August 23, 2010. The GCCF is in the process of reviewing and integrating the data for all claimant records and supporting documentation filed with the BP Claims Center prior to August 23, 2010. This data has been transferred from the BP Claims Center to the GCCF. Once that review and integration process is completed, the GCCF will provide a comprehensive report on all claims filed and payments made to date. The number below includes new claimants and claimants applying for additional emergency benefits.

Claimants <i>(Claimants may have one or more claims)</i>	No. of Claimants	No. of Claims
1. Individual*	30,679	33,838
2. Business*	19,133	21,526
<i>*Individual v. Business classification is subject to change.</i>		
Total to Date**	49,812	55,364
<i>**Number of Claimants / Claims is under review to isolate duplication, if any.</i>		

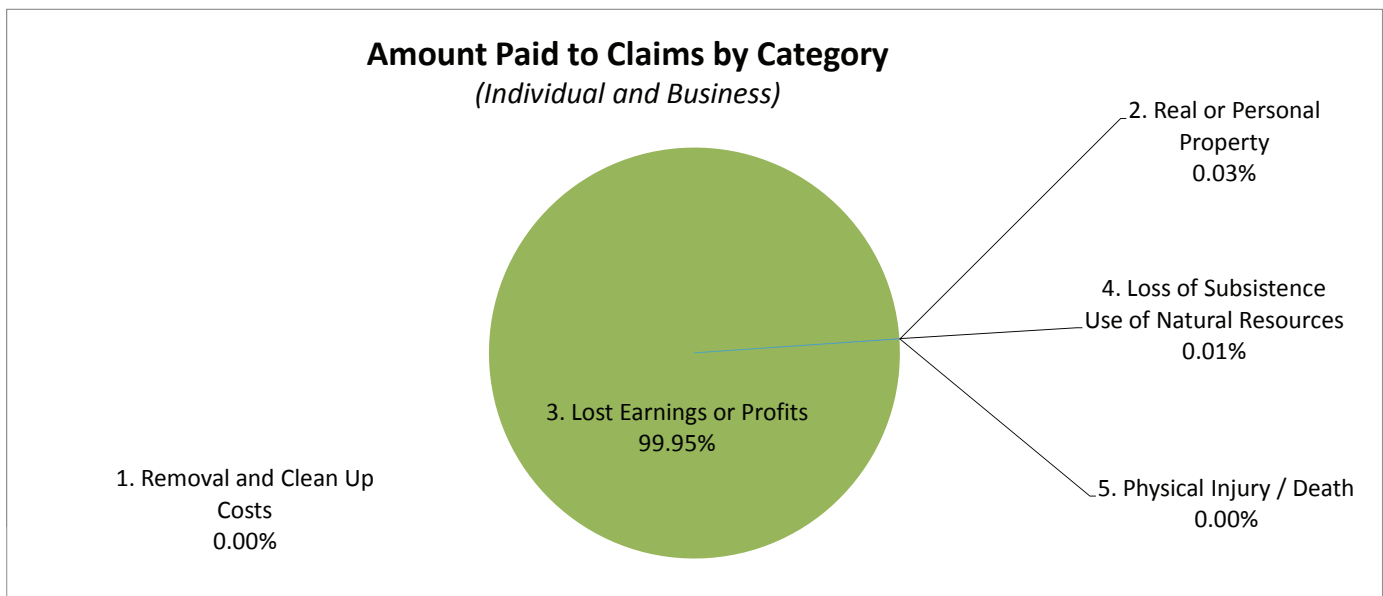
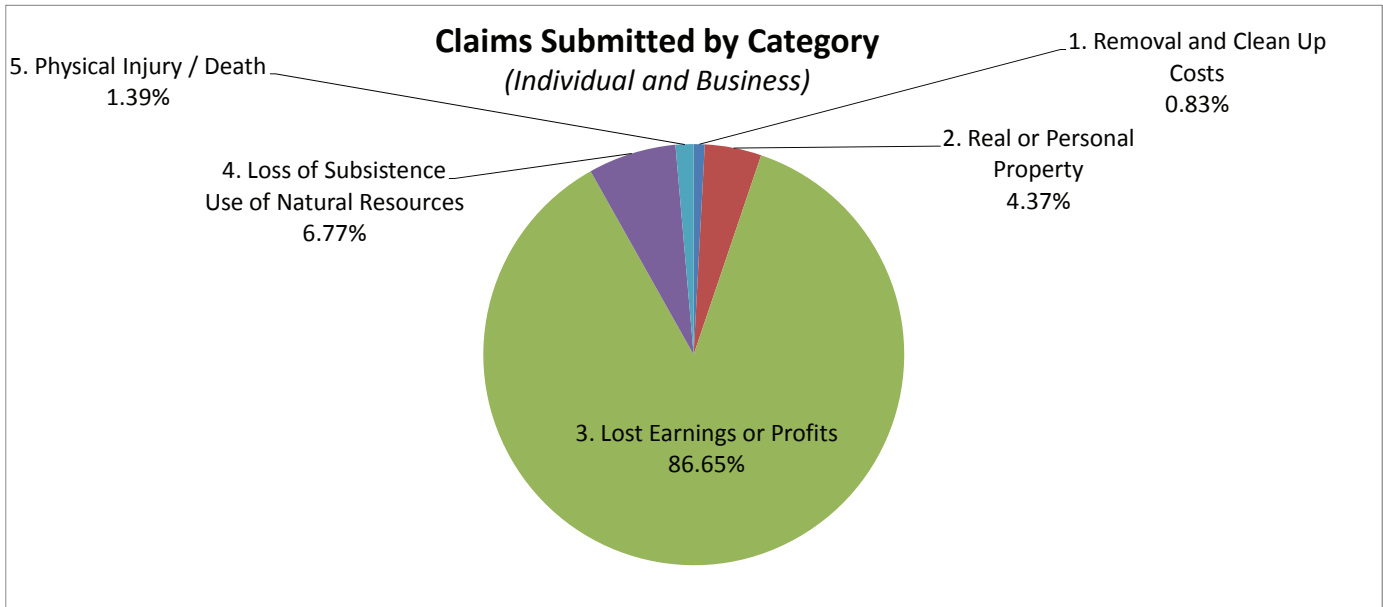
Claims by Emergency Or Final Payment	Claims Submitted	No. of Claims Paid or Approved for Payment	No. of Claims Paid	Amount Paid
1. Emergency Advance Payment	51,331	13,462	12,666	\$ 102,628,903.02
2. Final Claim*	4,033	0	0	\$ -
<i>*Review underway to determine whether claimant intended to file Final Claim.</i>				
Total to Date	55,364	13,462	12,666	\$ 102,628,903.02

Claims by Category <i>(includes Individual and Business)</i>	Claims Submitted	No. of Claims Paid	Amount Paid
1. Removal and Clean Up Costs	457	0	\$0.00
2. Real or Personal Property	2,419	2	\$35,163.38
3. Lost Earnings or Profits	47,972	12,656	\$102,580,033.14
4. Loss of Subsistence Use of Natural Resources	3,747	5	\$12,970.00
5. Physical Injury / Death	769	3	\$736.50
Sub-Total to Date	55,364	12,666	\$ 102,628,903.02

Separate Fund for Real Estate Brokers and Agents			\$ 34,500,000.00
Total to Date			\$ 137,128,903.02

Claims by Type	No. of Claims Paid	Amount Paid
1. Individual	9,248	\$ 55,074,094.27
2. Business	3,418	\$ 47,554,808.75
Total to Date	12,666	\$ 102,628,903.02

GCCCF Program Statistics - Overall Summary (as of September 10, 2010, 5:05 PM ET)

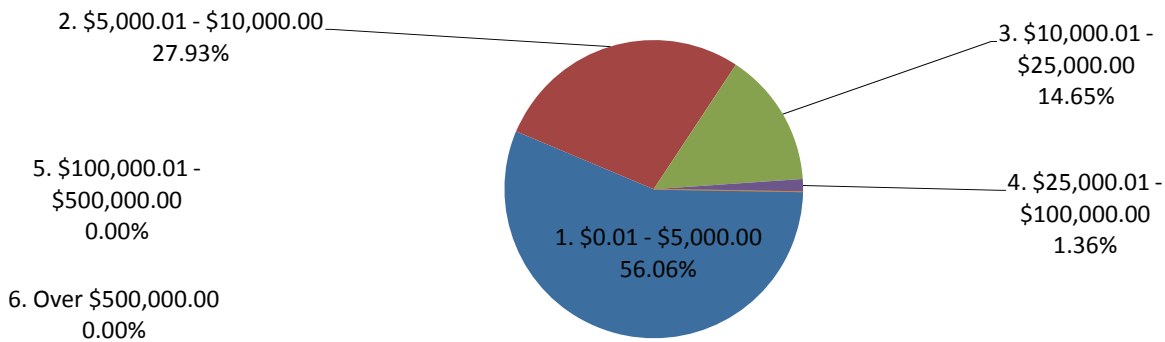


GCCF Program Statistics - Overall Summary
(as of September 10, 2010, 5:05 PM ET)

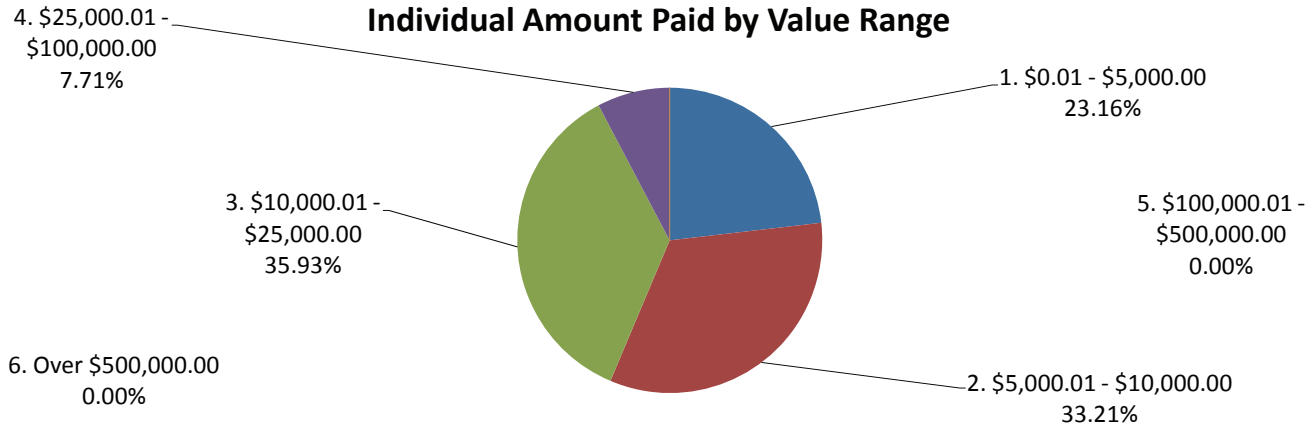
Individual Claims by Amount

Claims by Amount	No. of Claims Paid	Amount Paid
1. \$0.01 - \$5,000.00	5184	\$ 12,754,496.18
2. \$5,000.01 - \$10,000.00	2583	\$ 18,289,720.01
3. \$10,000.01 - \$25,000.00	1355	\$ 19,785,514.70
4. \$25,000.01 - \$100,000.00	126	\$ 4,244,363.38
5. \$100,000.01 - \$500,000.00	0	\$ -
6. Over \$500,000.00	0	\$ -
Total to Date	9,248	\$ 55,074,094.27

Individual Claims Paid by Value Range



Individual Amount Paid by Value Range

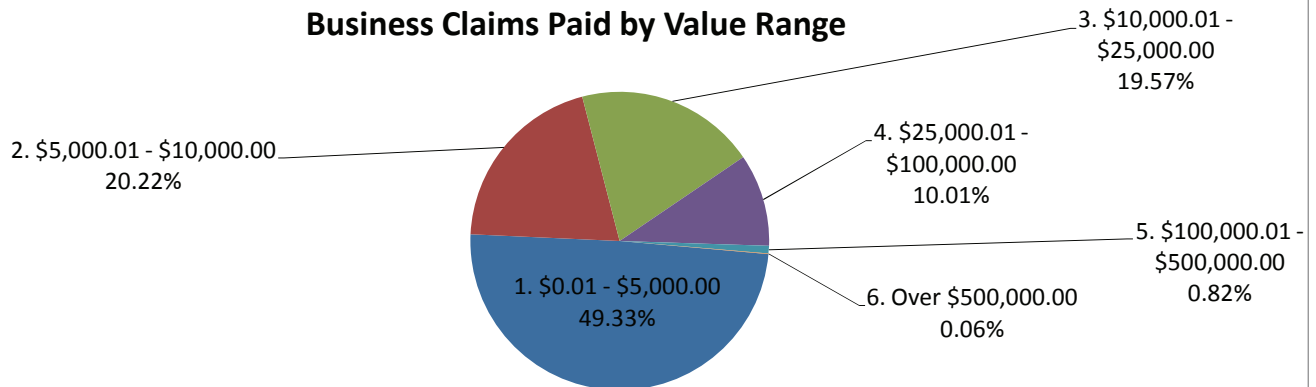


GCCF Program Statistics - Overall Summary (as of September 10, 2010, 5:05 PM ET)

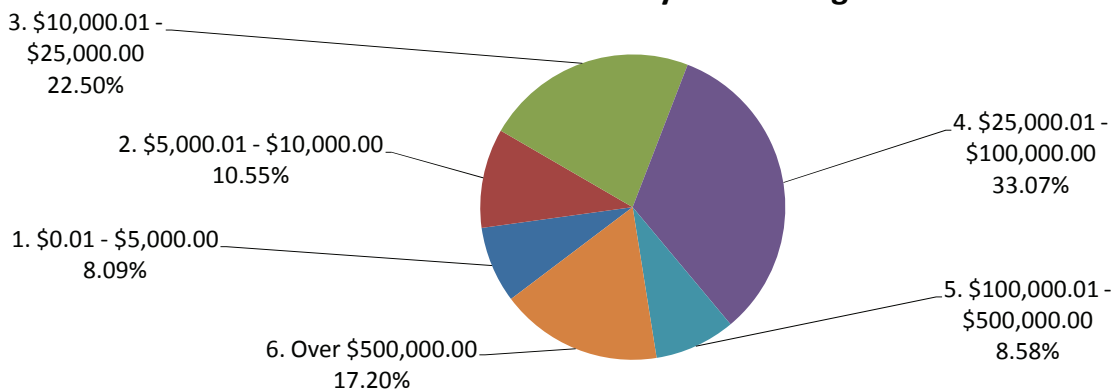
Business Claims by Amount

Claims by Amount	No. of Claims Paid	Amount Paid
1. \$0.01 - \$5,000.00	1686	\$ 3,848,508.75
2. \$5,000.01 - \$10,000.00	691	\$ 5,018,900.00
3. \$10,000.01 - \$25,000.00	669	\$ 10,698,700.00
4. \$25,000.01 - \$100,000.00	342	\$ 15,725,900.00
5. \$100,000.01 - \$500,000.00	28	\$ 4,081,300.00
6. Over \$500,000.00	2	\$ 8,181,500.00
Total to Date	3,418	\$ 47,554,808.75

Business Claims Paid by Value Range



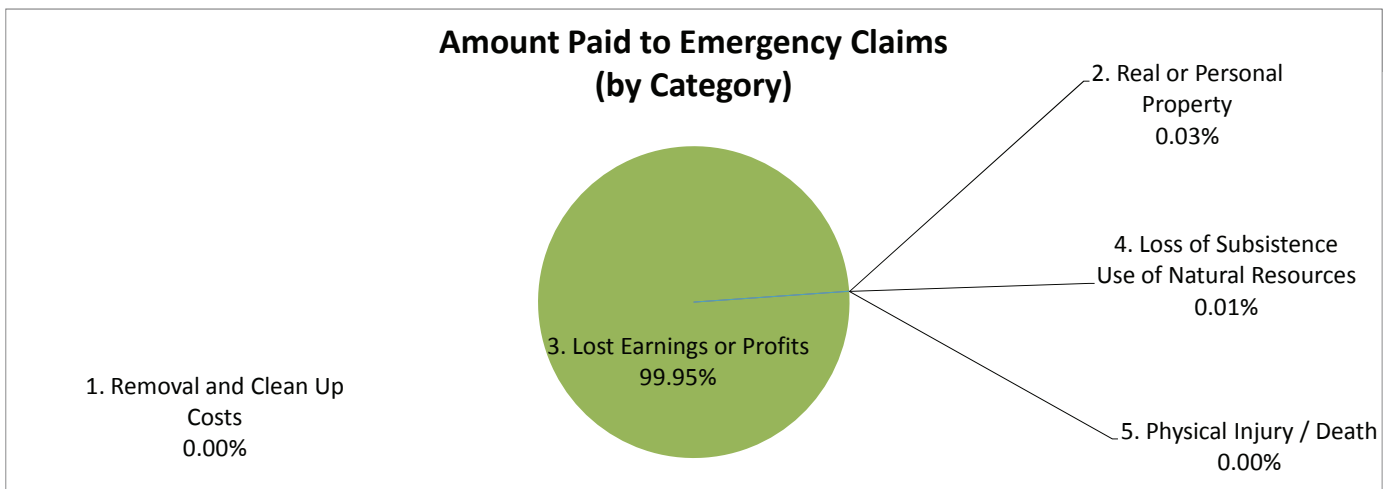
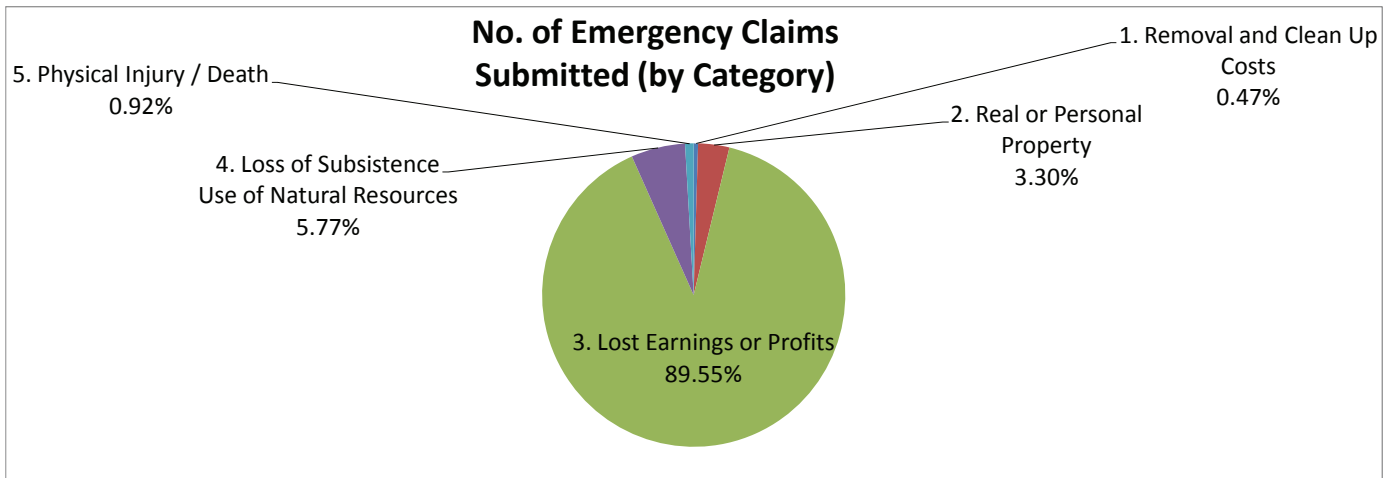
Business Amount Paid by Value Range



GCCCF Program Statistics - Overall Summary (as of September 10, 2010, 5:05 PM ET)

Emergency Advance Claim Counts by Category


Claims for Emergency Advance Payment	Claims Submitted	No. of Claims Paid	Amount Paid
1. Removal and Clean Up Costs	239	0	\$ -
2. Real or Personal Property	1,693	2	\$ 35,163.38
3. Lost Earnings or Profits	45,967	12,656	\$ 102,580,033.14
4. Loss of Subsistence Use of Natural Resources	2,962	5	\$ 12,970.00
5. Physical Injury / Death	470	3	\$ 736.50
Total to Date	51,331	12,666	\$ 102,628,903.02



GCCF Program Statistics - Overall Summary (as of September 10, 2010, 5:05 PM ET)

Final Payment Claim Counts by Category

Claims Seeking Final Payment	Claims Submitted	No. of Claims Paid	Amount Paid
1. Removal and Clean Up Costs	218	0	\$ -
2. Real or Personal Property	726	0	\$ -
3. Lost Earnings or Profits	2,005	0	\$ -
4. Loss of Subsistence Use of Natural Resources	785	0	\$ -
5. Physical Injury / Death	299	0	\$ -
Total to Date	4,033	0	\$ -



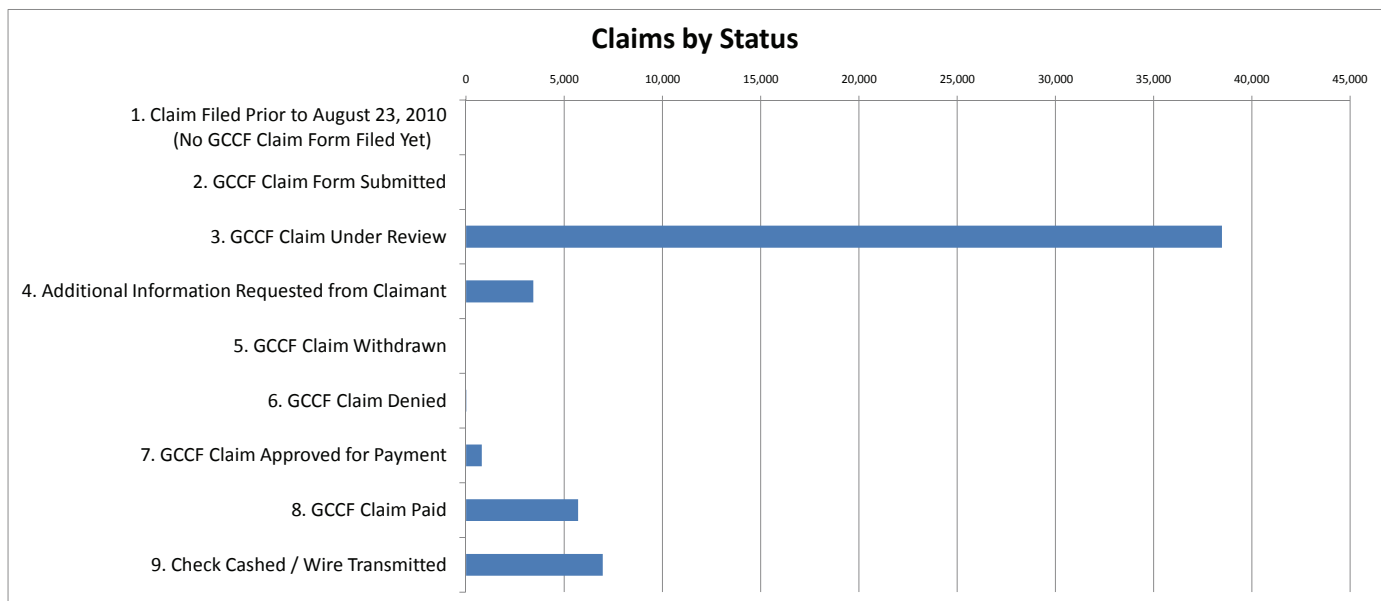
Amount Paid to Final Claims (by Category)

No data to chart yet

GCCCF Program Statistics - Overall Summary (as of September 10, 2010, 5:05 PM ET)

Claim Counts by Status

Claim Status	No. of Claims
1. Claim Filed Prior to August 23, 2010 (No GCCCF Claim Form Filed Yet)	
2. GCCCF Claim Form Submitted	
3. GCCCF Claim Under Review	38,481
4. Additional Information Requested from Claimant	3,420
5. GCCCF Claim Withdrawn	
6. GCCCF Claim Denied	1
7. GCCCF Claim Approved for Payment	796
8. GCCCF Claim Paid	5,713
9. Check Cashed / Wire Transmitted	6,953
Total to Date	55,364



GCCF Program Statistics - Overall Summary (as of September 10, 2010, 5:05 PM ET)

Claims by Category and Amount

Claims by Category and Amount	No. of Claims Paid	Amount Paid
1. Removal and Clean Up Costs		
a. \$0.01 - \$5,000.00	0	\$ -
b. \$5,000.01 - \$10,000.00	0	\$ -
c. \$10,000.01 - \$25,000.00	0	\$ -
d. \$25,000.01 - \$100,000.00	0	\$ -
e. \$100,000.01 - \$500,000.00	0	\$ -
f. Over \$500,000.00	0	\$ -
Sub-Total to Date	0	\$ -
2. Real or Personal Property		
a. \$0.01 - \$5,000.00	0	\$ -
b. \$5,000.01 - \$10,000.00	1	\$ 8,600.00
c. \$10,000.01 - \$25,000.00	0	\$ -
d. \$25,000.01 - \$100,000.00	1	\$ 26,563.38
e. \$100,000.01 - \$500,000.00	0	\$ -
f. Over \$500,000.00	0	\$ -
Sub-Total to Date	2	\$ 35,163.38
3. Lost Earnings or Profits		
a. \$0.01 - \$5,000.00	6862	\$ 16,589,298.43
b. \$5,000.01 - \$10,000.00	3273	\$ 23,300,020.01
c. \$10,000.01 - \$25,000.00	2024	\$ 30,484,214.70
d. \$25,000.01 - \$100,000.00	467	\$ 19,943,700.00
e. \$100,000.01 - \$500,000.00	28	\$ 4,081,300.00
f. Over \$500,000.00	2	\$ 8,181,500.00
Sub-Total to Date	12656	\$ 102,580,033.14

GCCF Program Statistics - Overall Summary (as of September 10, 2010, 5:05 PM ET)

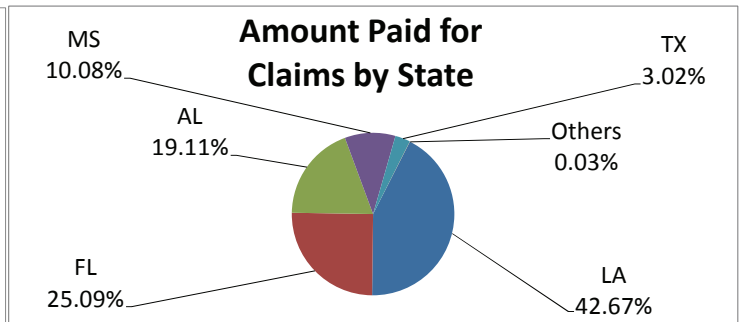
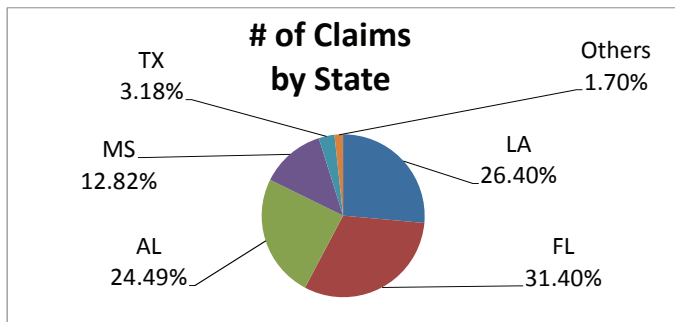
Claims by Category and Amount

Claims by Category and Amount	No. of Claims Paid	Amount Paid
4. Loss of Subsistence Use of Natural Resources		
a. \$0.01 - \$5,000.00	5	\$ 12,970.00
b. \$5,000.01 - \$10,000.00	0	\$ -
c. \$10,000.01 - \$25,000.00	0	\$ -
d. \$25,000.01 - \$100,000.00	0	\$ -
e. \$100,000.01 - \$500,000.00	0	\$ -
f. Over \$500,000.00	0	\$ -
Sub-Total to Date	5	\$ 12,970.00
5. Physical Injury / Death		
a. \$0.01 - \$5,000.00	3	\$ 736.50
b. \$5,000.01 - \$10,000.00	0	\$ -
c. \$10,000.01 - \$25,000.00	0	\$ -
d. \$25,000.01 - \$100,000.00	0	\$ -
e. \$100,000.01 - \$500,000.00	0	\$ -
f. Over \$500,000.00	0	\$ -
Sub-Total to Date	3	\$ 736.50
6. Other Claims		
a. \$0.01 - \$5,000.00	0	\$ -
b. \$5,000.01 - \$10,000.00	0	\$ -
c. \$10,000.01 - \$25,000.00	0	\$ -
d. \$25,000.01 - \$100,000.00	0	\$ -
e. \$100,000.01 - \$500,000.00	0	\$ -
f. Over \$500,000.00	0	\$ -
Sub-Total to Date	0	\$ -
Total to Date	12666	\$ 102,628,903.02

GCCF Program Statistics - Overall Summary
(as of September 10, 2010, 5:05 PM ET)

Claims by State

Claim State of Origin	Claims Submitted	No. of Claims Paid	Amount Paid
Louisiana	14,618	3,580	\$ 43,791,585.74
Florida	17,386	4,323	\$ 25,754,716.46
Alabama	13,561	3,279	\$ 19,609,884.12
Mississippi	7,095	1,154	\$ 10,347,816.70
Texas	1,763	327	\$ 3,098,800.00
Others	941	3	\$ 26,100.00
Total to Date	55,364	12,666	\$ 102,628,903.02



GCCCF Program Statistics - Overall Summary (as of September 10, 2010, 5:05 PM ET)

Claims Paid by County / Parish

County/Parish	State	No. of Claims Paid	Amount Paid
Baldwin	Alabama	1,970	\$ 11,284,833.38
Clarke	Alabama	3	\$ 7,900.00
Covington	Alabama	4	\$ 31,500.00
Cullman	Alabama	1	\$ 1,100.00
Elmore	Alabama	1	\$ 700.00
Escambia	Alabama	6	\$ 23,600.00
Etowah	Alabama	2	\$ 9,100.00
Franklin	Alabama	1	\$ 1,200.00
Houston	Alabama	2	\$ 3,900.00
Jackson	Alabama	1	\$ 3,500.00
Jefferson	Alabama	6	\$ 8,800.00
Lauderdale	Alabama	1	\$ 1,400.00
Limestone	Alabama	1	\$ 2,800.00
Madison	Alabama	4	\$ 25,300.00
Marshall	Alabama	1	\$ 1,500.00
Mobile	Alabama	1,129	\$ 7,369,050.74
Monroe	Alabama	9	\$ 63,500.00
Montgomery	Alabama	2	\$ 15,700.00
Morgan	Alabama	1	\$ 500.00
Randolph	Alabama	1	\$ 2,500.00
Saint Clair	Alabama	2	\$ 17,400.00
Shelby	Alabama	5	\$ 20,800.00
Tallapoosa	Alabama	1	\$ 1,000.00
Tuscaloosa	Alabama	5	\$ 13,500.00
Walker	Alabama	1	\$ 5,100.00
Washington	Alabama	1	\$ 1,300.00
Wilcox	Alabama	3	\$ 39,400.00
Claimant did not provide; GCCF Researching	Alabama	115	\$ 653,000.00
Alachua	Florida	4	\$ 19,500.00
Bay	Florida	651	\$ 3,947,800.00
Brevard	Florida	1	\$ 51,000.00
Broward	Florida	6	\$ 17,600.00
Calhoun	Florida	1	\$ 2,000.00
Charlotte	Florida	2	\$ 7,200.00
Citrus	Florida	23	\$ 124,400.00
Collier	Florida	19	\$ 209,900.00
Columbia	Florida	1	\$ 2,800.00
Dixie	Florida	9	\$ 114,000.00
Duval	Florida	4	\$ 52,700.00
Escambia	Florida	906	\$ 4,746,600.00
Franklin	Florida	213	\$ 1,043,200.00
Gadsden	Florida	2	\$ 17,300.00
Gulf	Florida	62	\$ 408,800.00
Hernando	Florida	16	\$ 222,000.00
Hillsborough	Florida	22	\$ 235,000.00
Holmes	Florida	9	\$ 66,100.00
Indian River	Florida	1	\$ 47,200.00

GCCF Program Statistics - Overall Summary
(as of September 10, 2010, 5:05 PM ET)

Claims Paid by County / Parish (continued)

County/Parish	State	No. of Claims Paid	Amount Paid
Jackson	Florida	2	\$ 2,700.00
Jefferson	Florida	4	\$ 25,800.00
Lake	Florida	1	\$ 3,600.00
Lee	Florida	15	\$ 182,100.00
Leon	Florida	5	\$ 29,800.00
Levy	Florida	15	\$ 118,100.00
Liberty	Florida	5	\$ 19,500.00
Manatee	Florida	4	\$ 70,700.00
Miami-Dade	Florida	3	\$ 34,400.00
Monroe	Florida	26	\$ 235,300.00
Nassau	Florida	1	\$ 9,700.00
Okaloosa	Florida	1,221	\$ 6,777,300.00
Orange	Florida	4	\$ 13,800.00
Palm Beach	Florida	3	\$ 17,400.00
Pasco	Florida	45	\$ 347,100.00
Pinellas	Florida	73	\$ 973,000.00
Polk	Florida	1	\$ 800.00
Saint Johns	Florida	3	\$ 14,000.00
Santa Rosa	Florida	353	\$ 1,947,616.46
Sarasota	Florida	4	\$ 68,300.00
Sumter	Florida	1	\$ 3,200.00
Taylor	Florida	7	\$ 54,600.00
Volusia	Florida	1	\$ 66,000.00
Wakulla	Florida	93	\$ 784,700.00
Walton	Florida	385	\$ 2,170,600.00
Washington	Florida	8	\$ 60,600.00
Claimant did not provide; GCCF Researching	Florida	88	\$ 388,900.00
Bryan	Georgia	1	\$ 5,800.00
Cobb	Georgia	1	\$ 5,400.00
Acadia	Louisiana	2	\$ 6,900.00
Ascension	Louisiana	8	\$ 102,700.00
Assumption	Louisiana	12	\$ 112,000.00
Beauregard	Louisiana	1	\$ 4,200.00
Calcasieu	Louisiana	29	\$ 290,000.00
Cameron	Louisiana	62	\$ 670,800.00
East Baton Rouge	Louisiana	21	\$ 118,600.00
East Feliciana	Louisiana	1	\$ 1,700.00
Evangeline	Louisiana	1	\$ 10,500.00
Franklin	Louisiana	2	\$ 13,600.00
Iberia	Louisiana	83	\$ 995,500.00
Iberville	Louisiana	3	\$ 46,900.00
Jackson	Louisiana	1	\$ 1,100.00
Jefferson	Louisiana	592	\$ 6,258,500.00
Jefferson Davis	Louisiana	2	\$ 7,700.00
Lafayette	Louisiana	35	\$ 505,800.00
Lafourche	Louisiana	329	\$ 3,036,375.02
Livingston	Louisiana	6	\$ 32,600.00

GCCF Program Statistics - Overall Summary
(as of September 10, 2010, 5:05 PM ET)

Claims Paid by County / Parish (continued)

County/Parish	State	No. of Claims Paid	Amount Paid
Natchitoches	Louisiana	1	\$ 28,800.00
Orleans	Louisiana	350	\$ 2,560,900.00
Ouachita	Louisiana	1	\$ 1,700.00
Plaquemines	Louisiana	365	\$ 12,129,900.00
Pointe Coupee	Louisiana	1	\$ 6,000.00
Rapides	Louisiana	1	\$ 3,200.00
Saint Bernard	Louisiana	234	\$ 3,245,400.00
Saint Charles	Louisiana	40	\$ 342,700.00
Saint Helena	Louisiana	1	\$ 17,300.00
Saint James	Louisiana	4	\$ 35,900.00
Saint John the Baptist	Louisiana	9	\$ 43,000.00
Saint Landry	Louisiana	2	\$ 13,500.00
Saint Martin	Louisiana	23	\$ 139,550.00
Saint Mary	Louisiana	120	\$ 1,287,600.00
Saint Tammany	Louisiana	142	\$ 1,638,700.00
Tangipahoa	Louisiana	43	\$ 254,100.00
Terrebonne	Louisiana	797	\$ 7,293,960.72
Vermilion	Louisiana	158	\$ 1,678,800.00
Washington	Louisiana	5	\$ 68,700.00
Claimant did not provide; GCCF Researching	Louisiana	93	\$ 786,400.00
Baltimore	Maryland	1	\$ 14,900.00
Amite	Mississippi	1	\$ 11,100.00
DeSoto	Mississippi	1	\$ 2,400.00
Forrest	Mississippi	1	\$ 10,000.00
George	Mississippi	8	\$ 55,200.00
Greene	Mississippi	1	\$ 3,500.00
Hancock	Mississippi	153	\$ 1,326,500.00
Harrison	Mississippi	639	\$ 5,480,769.20
Hinds	Mississippi	2	\$ 13,200.00
Holmes	Mississippi	1	\$ 5,100.00
Jackson	Mississippi	281	\$ 2,960,547.50
Lafayette	Mississippi	1	\$ 7,100.00
Lamar	Mississippi	4	\$ 26,400.00
Lauderdale	Mississippi	2	\$ 7,500.00
Lincoln	Mississippi	1	\$ 4,900.00
Madison	Mississippi	2	\$ 6,800.00
Marion	Mississippi	3	\$ 40,600.00
Monroe	Mississippi	2	\$ 10,500.00
Pearl River	Mississippi	11	\$ 97,800.00
Perry	Mississippi	1	\$ 8,700.00
Pike	Mississippi	3	\$ 21,100.00
Rankin	Mississippi	2	\$ 7,500.00
Simpson	Mississippi	1	\$ 3,500.00
Stone	Mississippi	5	\$ 34,400.00
Claimant did not provide; GCCF Researching	Mississippi	28	\$ 202,700.00

GCCF Program Statistics - Overall Summary
(as of September 10, 2010, 5:05 PM ET)

Claims Paid by County / Parish (continued)

County/Parish	State	No. of Claims Paid	Amount Paid
Aransas	Texas	1	\$ 84,200.00
Bexar	Texas	1	\$ 1,500.00
Brazoria	Texas	5	\$ 110,400.00
Brazos	Texas	1	\$ 8,400.00
Calhoun	Texas	1	\$ 1,500.00
Cameron	Texas	5	\$ 48,400.00
Chambers	Texas	1	\$ 148,600.00
Dallas	Texas	1	\$ 2,200.00
Fort Bend	Texas	5	\$ 47,000.00
Galveston	Texas	101	\$ 785,100.00
Gregg	Texas	1	\$ 4,000.00
Hardin	Texas	1	\$ 5,100.00
Harris	Texas	96	\$ 921,700.00
Harrison	Texas	1	\$ 2,500.00
Houston	Texas	1	\$ 3,500.00
Jackson	Texas	1	\$ 8,100.00
Jefferson	Texas	58	\$ 494,200.00
Lubbock	Texas	1	\$ 2,400.00
Matagorda	Texas	16	\$ 118,500.00
Montgomery	Texas	1	\$ 14,500.00
Nueces	Texas	2	\$ 3,800.00
Orange	Texas	2	\$ 35,500.00
Tarrant	Texas	2	\$ 81,300.00
Victoria	Texas	1	\$ 10,500.00
Claimant did not provide; GCCF Researching	Texas	21	\$ 155,900.00
Total to Date		12,666	\$ 102,628,903.02