

## GCCF Program Statistics - Overall Summary (as of September 09, 2010, 5:05 PM ET)

These Summary Reports provide information for claims submitted to the GCCF, which commenced operation on August 23, 2010. The GCCF is in the process of reviewing and integrating the data for all claimant records and supporting documentation filed with the BP Claims Center prior to August 23, 2010. This data has been transferred from the BP Claims Center to the GCCF. Once that review and integration process is completed, the GCCF will provide a comprehensive report on all claims filed and payments made to date. The number below includes new claimants and claimants applying for additional emergency benefits.

<b>Claimants</b> <i>(Claimants may have one or more claims)</i>	<b>No. of Claimants</b>	<b>No. of Claims</b>
1. Individual*	29,759	32,874
2. Business*	18,553	20,835
<i>*Individual v. Business classification is subject to change.</i>		
<b>Total to Date**</b>	<b>48,312</b>	<b>53,709</b>
<i>**Number of Claimants / Claims is under review to isolate duplication, if any.</i>		

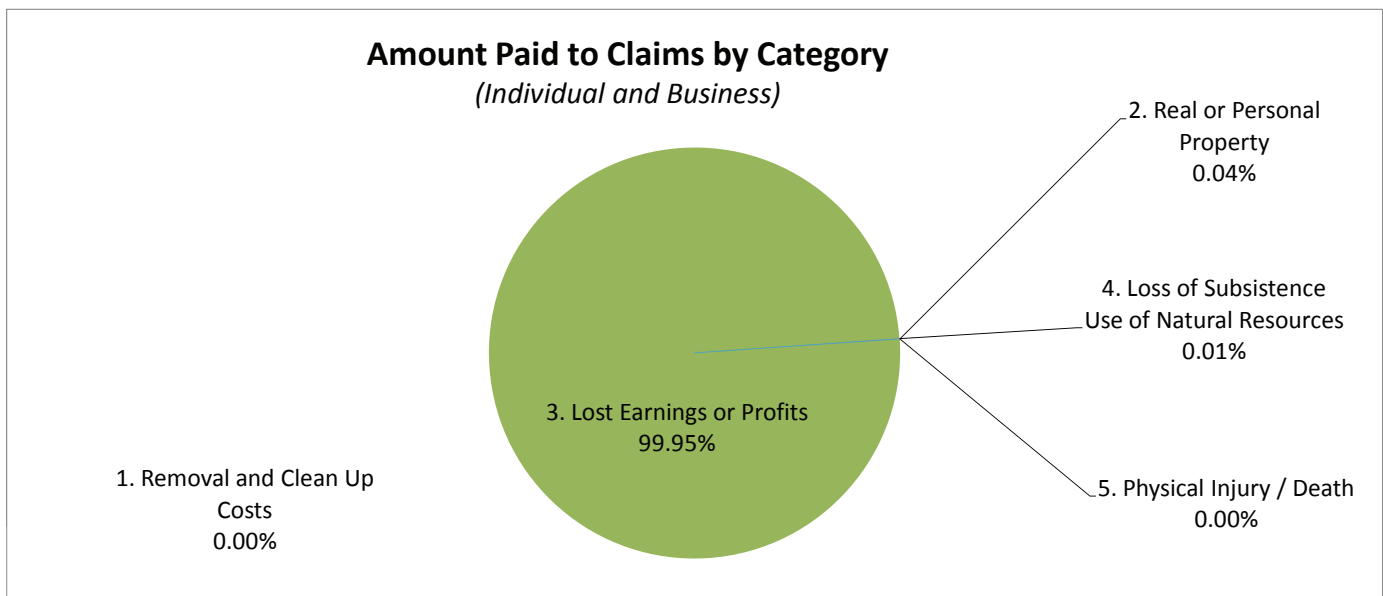
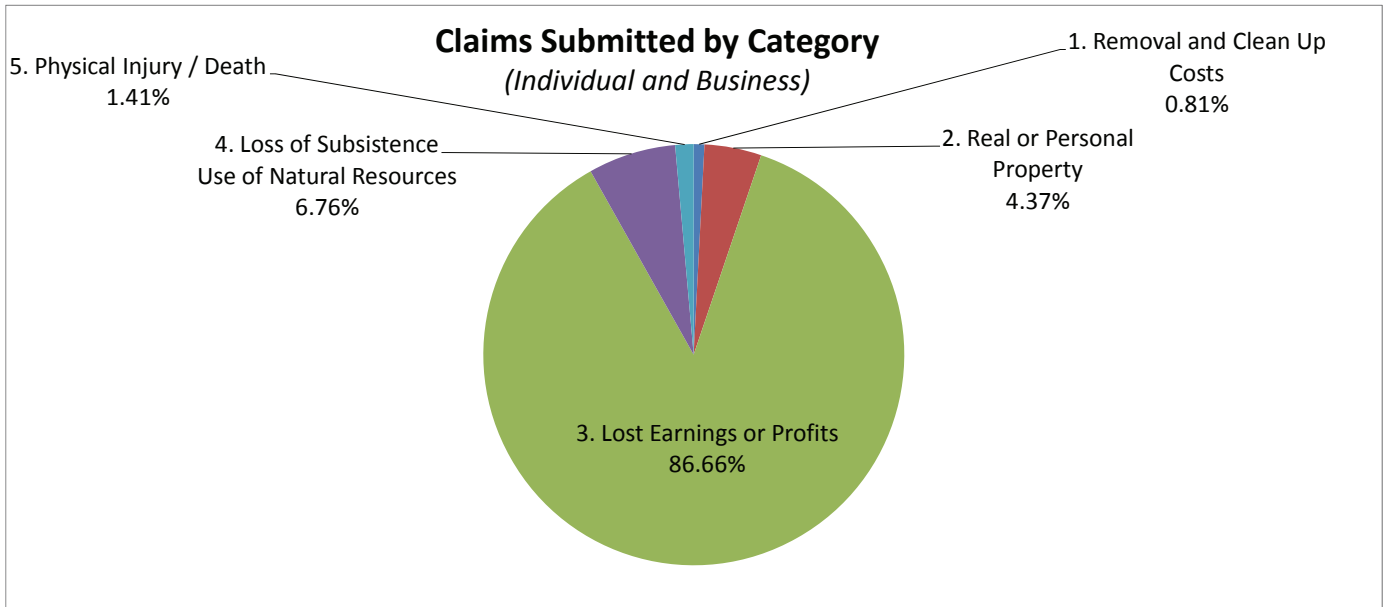
<b>Claims by Emergency Or Final Payment</b>	<b>Claims Submitted</b>	<b>No. of Claims Paid or Approved for Payment</b>	<b>No. of Claims Paid</b>	<b>Amount Paid</b>
1. Emergency Advance Payment	49,840	12,772	11,493	\$ 90,366,803.02
2. Final Claim*	3,869	0	0	\$ -
<i>*Review underway to determine whether claimant intended to file Final Claim.</i>				
<b>Total to Date</b>	<b>53,709</b>	<b>12,772</b>	<b>11,493</b>	<b>\$ 90,366,803.02</b>

<b>Claims by Category</b> <i>(includes Individual and Business)</i>	<b>Claims Submitted</b>	<b>No. of Claims Paid</b>	<b>Amount Paid</b>
1. Removal and Clean Up Costs	434	0	\$0.00
2. Real or Personal Property	2,346	2	\$35,163.38
3. Lost Earnings or Profits	46,543	11,483	\$90,317,933.14
4. Loss of Subsistence Use of Natural Resources	3,629	5	\$12,970.00
5. Physical Injury / Death	757	3	\$736.50
<b>Sub-Total to Date</b>	<b>53,709</b>	<b>11,493</b>	<b>\$ 90,366,803.02</b>

Separate Fund for Real Estate Brokers and Agents			\$ 34,500,000.00
<b>Total to Date</b>			<b>\$ 124,866,803.02</b>

<b>Claims by Type</b>	<b>No. of Claims Paid</b>	<b>Amount Paid</b>
1. Individual	8,472	\$ 49,525,194.27
2. Business	3,021	\$ 40,841,608.75
<b>Total to Date</b>	<b>11,493</b>	<b>\$ 90,366,803.02</b>

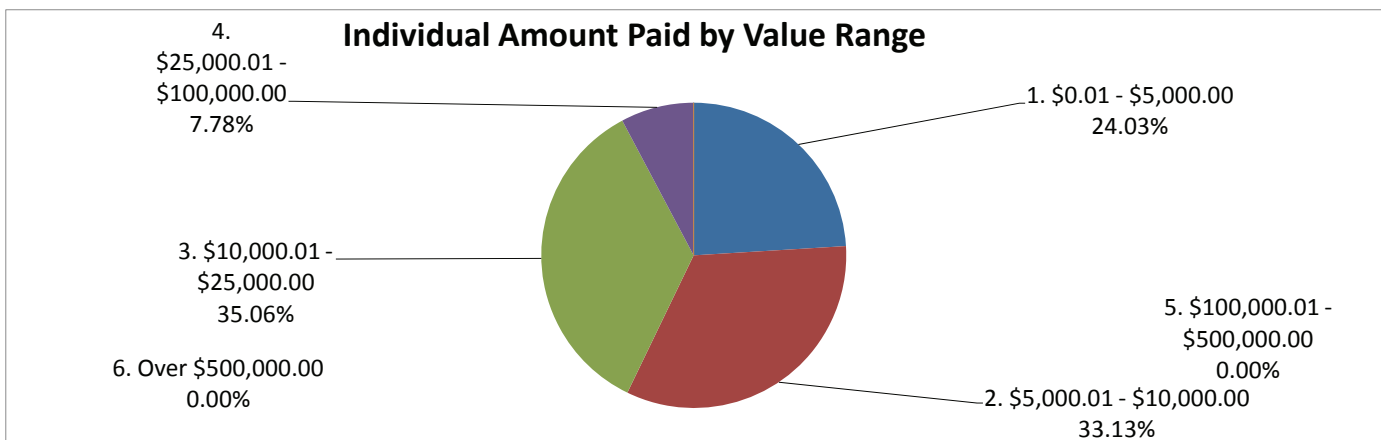
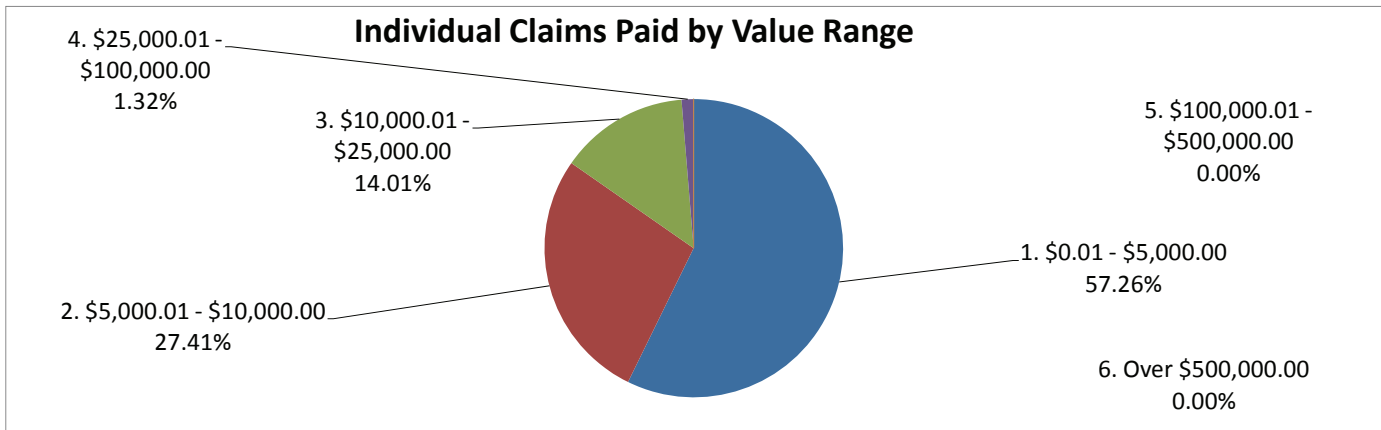
## GCCCF Program Statistics - Overall Summary (as of September 09, 2010, 5:05 PM ET)



**GCCF Program Statistics - Overall Summary**  
(as of September 09, 2010, 5:05 PM ET)

**Individual Claims by Amount**

Claims by Amount	No. of Claims Paid	Amount Paid
1. \$0.01 - \$5,000.00	4851	\$ 11,902,596.18
2. \$5,000.01 - \$10,000.00	2322	\$ 16,408,620.01
3. \$10,000.01 - \$25,000.00	1187	\$ 17,361,614.70
4. \$25,000.01 - \$100,000.00	112	\$ 3,852,363.38
5. \$100,000.01 - \$500,000.00	0	\$ -
6. Over \$500,000.00	0	\$ -
<b>Total to Date</b>	<b>8,472</b>	<b>\$ 49,525,194.27</b>

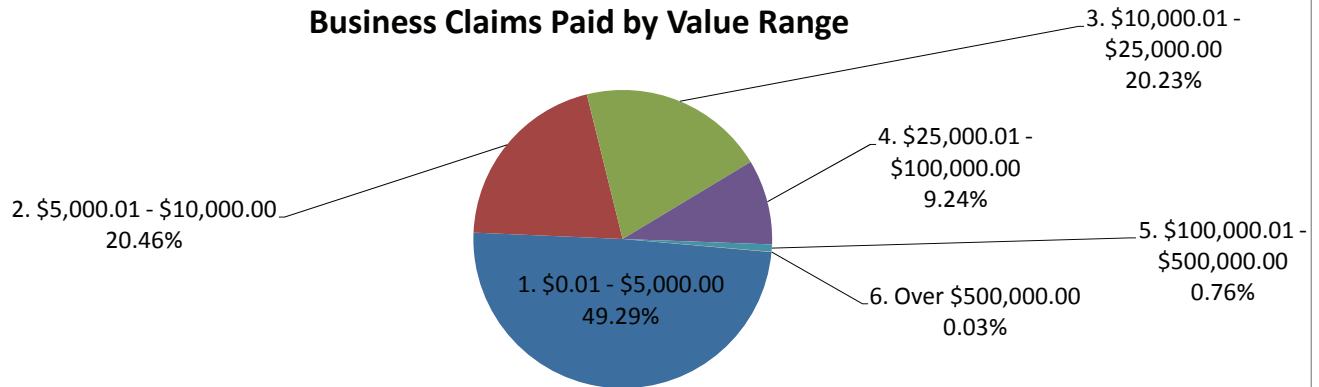


**GCCF Program Statistics - Overall Summary**  
(as of September 09, 2010, 5:05 PM ET)

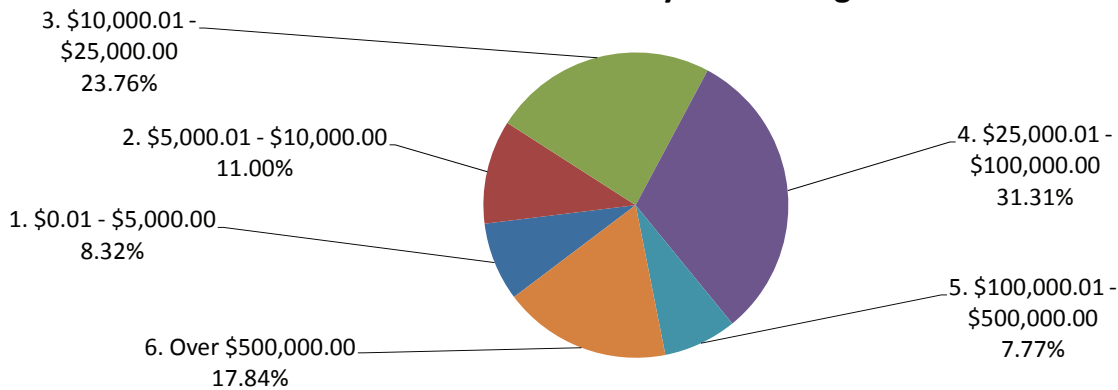
**Business Claims by Amount**

Claims by Amount	No. of Claims Paid	Amount Paid
1. \$0.01 - \$5,000.00	1489	\$ 3,398,608.75
2. \$5,000.01 - \$10,000.00	618	\$ 4,493,900.00
3. \$10,000.01 - \$25,000.00	611	\$ 9,706,000.00
4. \$25,000.01 - \$100,000.00	279	\$ 12,785,800.00
5. \$100,000.01 - \$500,000.00	23	\$ 3,172,300.00
6. Over \$500,000.00	1	\$ 7,285,000.00
<b>Total to Date</b>	<b>3,021</b>	<b>\$ 40,841,608.75</b>

**Business Claims Paid by Value Range**



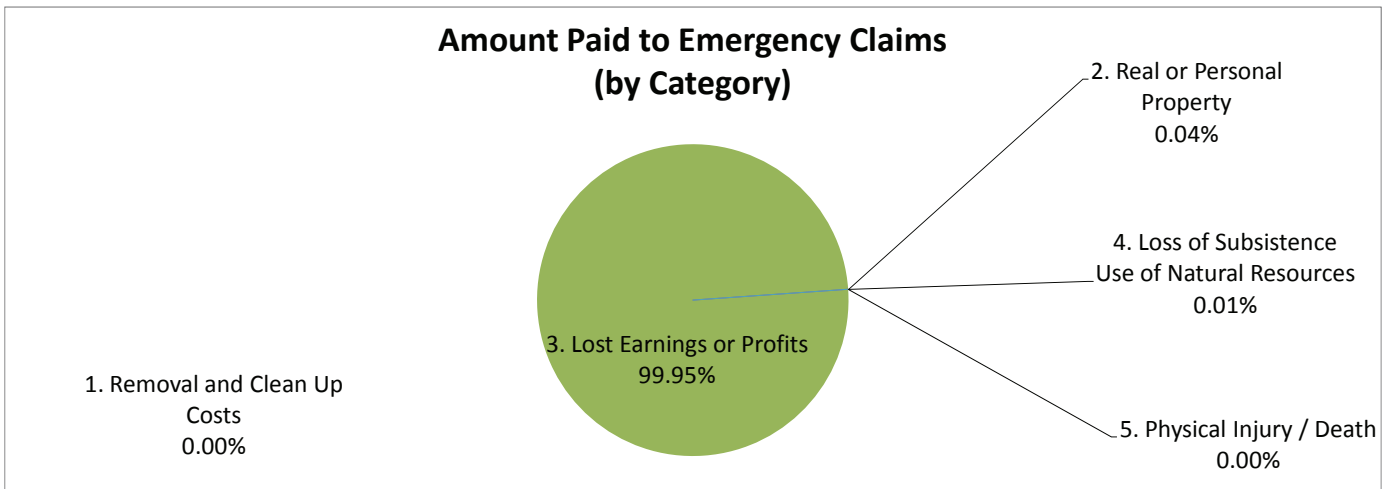
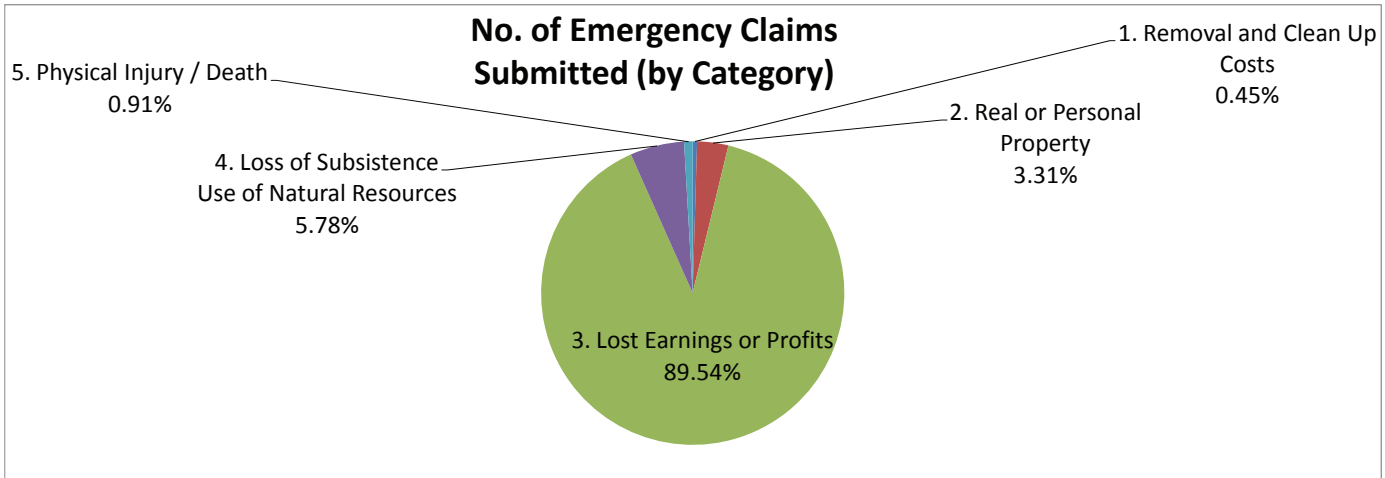
**Business Amount Paid by Value Range**



**GCCF Program Statistics - Overall Summary**  
(as of September 09, 2010, 5:05 PM ET)

**Emergency Advance Claim Counts by Category**

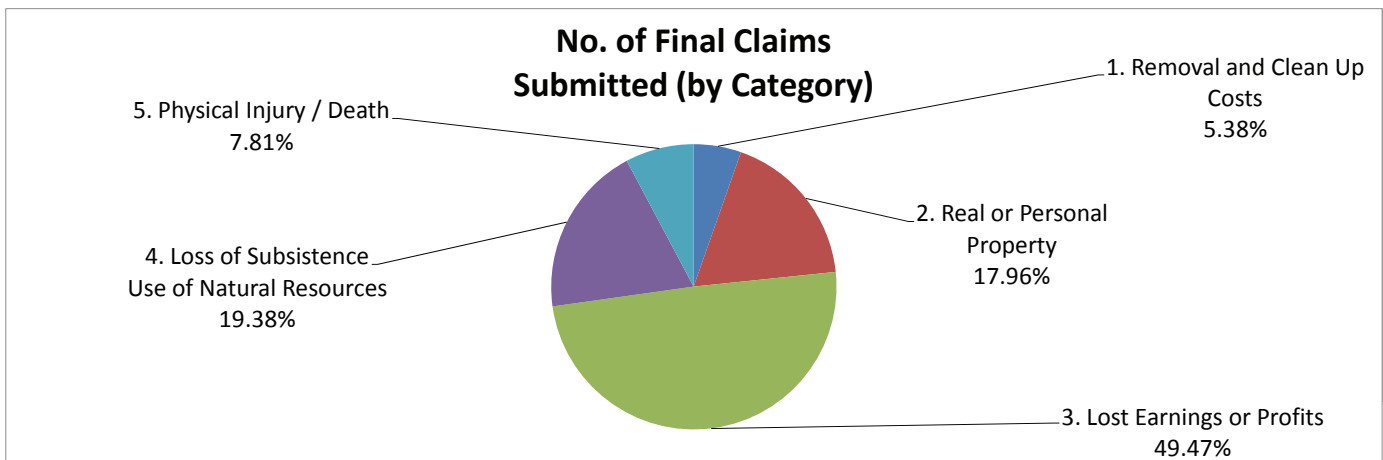
Claims for Emergency Advance Payment	Claims Submitted	No. of Claims Paid	Amount Paid
1. Removal and Clean Up Costs	226	0	\$ -
2. Real or Personal Property	1,651	2	\$ 35,163.38
3. Lost Earnings or Profits	44,629	11,483	\$ 90,317,933.14
4. Loss of Subsistence Use of Natural Resources	2,879	5	\$ 12,970.00
5. Physical Injury / Death	455	3	\$ 736.50
<b>Total to Date</b>	<b>49,840</b>	<b>11,493</b>	<b>\$ 90,366,803.02</b>



## GCCCF Program Statistics - Overall Summary (as of September 09, 2010, 5:05 PM ET)

### Final Payment Claim Counts by Category

Claims Seeking Final Payment	Claims Submitted	No. of Claims Paid	Amount Paid
1. Removal and Clean Up Costs	208	0	\$ -
2. Real or Personal Property	695	0	\$ -
3. Lost Earnings or Profits	1,914	0	\$ -
4. Loss of Subsistence Use of Natural Resources	750	0	\$ -
5. Physical Injury / Death	302	0	\$ -
<b>Total to Date</b>	<b>3,869</b>	<b>0</b>	<b>\$ -</b>



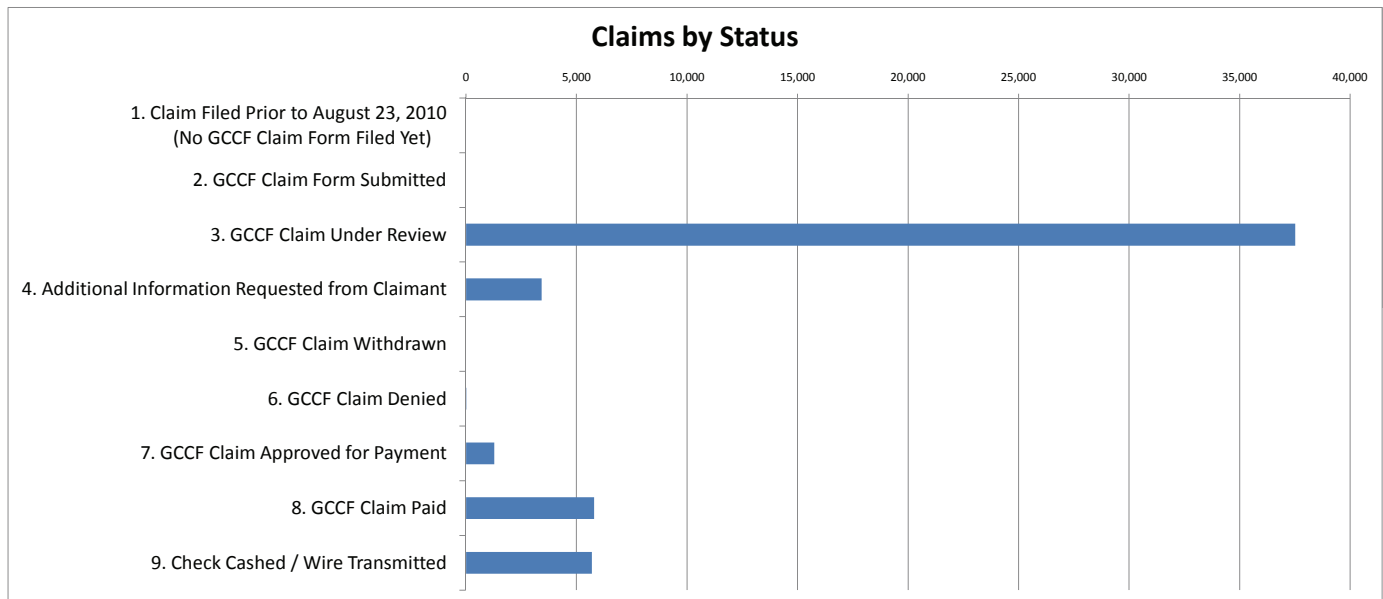
### Amount Paid to Final Claims (by Category)

*No data to chart yet*

## GCCCF Program Statistics - Overall Summary (as of September 09, 2010, 5:05 PM ET)

### Claim Counts by Status

Claim Status	No. of Claims
1. Claim Filed Prior to August 23, 2010 (No GCCCF Claim Form Filed Yet)	
2. GCCCF Claim Form Submitted	
3. GCCCF Claim Under Review	37,516
4. Additional Information Requested from Claimant	3,420
5. GCCCF Claim Withdrawn	
6. GCCCF Claim Denied	1
7. GCCCF Claim Approved for Payment	1,279
8. GCCCF Claim Paid	5,795
9. Check Cashed / Wire Transmitted	5,698
<b>Total to Date</b>	<b>53,709</b>



## GCCF Program Statistics - Overall Summary (as of September 09, 2010, 5:05 PM ET)

### Claims by Category and Amount

Claims by Category and Amount	No. of Claims Paid	Amount Paid
<b>1. Removal and Clean Up Costs</b>		
a. \$0.01 - \$5,000.00	0	\$ -
b. \$5,000.01 - \$10,000.00	0	\$ -
c. \$10,000.01 - \$25,000.00	0	\$ -
d. \$25,000.01 - \$100,000.00	0	\$ -
e. \$100,000.01 - \$500,000.00	0	\$ -
f. Over \$500,000.00	0	\$ -
<b>Sub-Total to Date</b>	<b>0</b>	<b>\$ -</b>
<b>2. Real or Personal Property</b>		
a. \$0.01 - \$5,000.00	0	\$ -
b. \$5,000.01 - \$10,000.00	1	\$ 8,600.00
c. \$10,000.01 - \$25,000.00	0	\$ -
d. \$25,000.01 - \$100,000.00	1	\$ 26,563.38
e. \$100,000.01 - \$500,000.00	0	\$ -
f. Over \$500,000.00	0	\$ -
<b>Sub-Total to Date</b>	<b>2</b>	<b>\$ 35,163.38</b>
<b>3. Lost Earnings or Profits</b>		
a. \$0.01 - \$5,000.00	6332	\$ 15,287,498.43
b. \$5,000.01 - \$10,000.00	2939	\$ 20,893,920.01
c. \$10,000.01 - \$25,000.00	1798	\$ 27,067,614.70
d. \$25,000.01 - \$100,000.00	390	\$ 16,611,600.00
e. \$100,000.01 - \$500,000.00	23	\$ 3,172,300.00
f. Over \$500,000.00	1	\$ 7,285,000.00
<b>Sub-Total to Date</b>	<b>11483</b>	<b>\$ 90,317,933.14</b>



**GCCF Program Statistics - Overall Summary**  
**(as of September 09, 2010, 5:05 PM ET)**

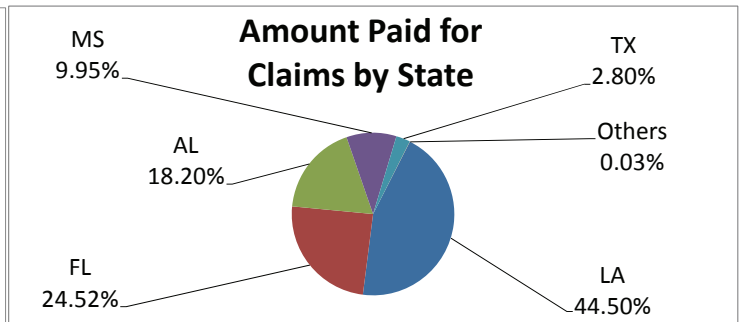
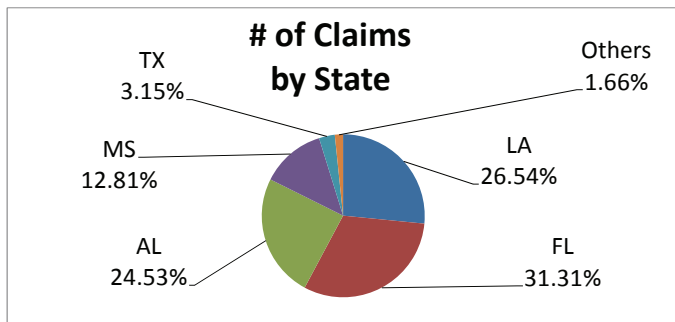
**Claims by Category and Amount**

Claims by Category and Amount	No. of Claims Paid	Amount Paid
<b>4. Loss of Subsistence Use of Natural Resources</b>		
a. \$0.01 - \$5,000.00	5	\$ 12,970.00
b. \$5,000.01 - \$10,000.00	0	\$ -
c. \$10,000.01 - \$25,000.00	0	\$ -
d. \$25,000.01 - \$100,000.00	0	\$ -
e. \$100,000.01 - \$500,000.00	0	\$ -
f. Over \$500,000.00	0	\$ -
<b>Sub-Total to Date</b>	<b>5</b>	<b>\$ 12,970.00</b>
<b>5. Physical Injury / Death</b>		
a. \$0.01 - \$5,000.00	3	\$ 736.50
b. \$5,000.01 - \$10,000.00	0	\$ -
c. \$10,000.01 - \$25,000.00	0	\$ -
d. \$25,000.01 - \$100,000.00	0	\$ -
e. \$100,000.01 - \$500,000.00	0	\$ -
f. Over \$500,000.00	0	\$ -
<b>Sub-Total to Date</b>	<b>3</b>	<b>\$ 736.50</b>
<b>6. Other Claims</b>		
a. \$0.01 - \$5,000.00	0	\$ -
b. \$5,000.01 - \$10,000.00	0	\$ -
c. \$10,000.01 - \$25,000.00	0	\$ -
d. \$25,000.01 - \$100,000.00	0	\$ -
e. \$100,000.01 - \$500,000.00	0	\$ -
f. Over \$500,000.00	0	\$ -
<b>Sub-Total to Date</b>	<b>0</b>	<b>\$ -</b>
<b>Total to Date</b>	<b>11493</b>	<b>\$ 90,366,803.02</b>

**GCCF Program Statistics - Overall Summary**  
(as of September 09, 2010, 5:05 PM ET)

**Claims by State**

Claim State of Origin	Claims Submitted	No. of Claims Paid	Amount Paid
Louisiana	14,255	3,294	\$ 40,216,385.74
Florida	16,816	3,840	\$ 22,154,616.46
Alabama	13,173	3,015	\$ 16,443,284.12
Mississippi	6,881	1,066	\$ 8,991,816.70
Texas	1,693	275	\$ 2,534,600.00
Others	891	3	\$ 26,100.00
<b>Total to Date</b>	<b>53,709</b>	<b>11,493</b>	<b>\$ 90,366,803.02</b>



## GCCCF Program Statistics - Overall Summary (as of September 09, 2010, 5:05 PM ET)

### Claims Paid by County / Parish

County/Parish	State	No. of Claims Paid	Amount Paid
Baldwin	Alabama	1,794	\$ 8,974,433.38
Clarke	Alabama	3	\$ 7,900.00
Covington	Alabama	3	\$ 24,600.00
Cullman	Alabama	1	\$ 1,100.00
Elmore	Alabama	1	\$ 700.00
Escambia	Alabama	5	\$ 19,000.00
Etowah	Alabama	1	\$ 1,200.00
Houston	Alabama	2	\$ 3,900.00
Jackson	Alabama	1	\$ 3,500.00
Jefferson	Alabama	5	\$ 7,600.00
Lauderdale	Alabama	1	\$ 1,400.00
Limestone	Alabama	1	\$ 2,800.00
Madison	Alabama	4	\$ 25,300.00
Mobile	Alabama	1,066	\$ 6,667,350.74
Monroe	Alabama	9	\$ 63,500.00
Montgomery	Alabama	2	\$ 15,700.00
Morgan	Alabama	1	\$ 500.00
Randolph	Alabama	1	\$ 2,500.00
Saint Clair	Alabama	1	\$ 11,500.00
Shelby	Alabama	4	\$ 19,500.00
Tuscaloosa	Alabama	5	\$ 13,500.00
Walker	Alabama	1	\$ 5,100.00
Washington	Alabama	1	\$ 1,300.00
Claimant did not provide; GCCCF Researching	Alabama	102	\$ 569,400.00
Alachua	Florida	4	\$ 19,500.00
Bay	Florida	555	\$ 3,310,000.00
Broward	Florida	5	\$ 12,100.00
Charlotte	Florida	2	\$ 7,200.00
Citrus	Florida	21	\$ 114,800.00
Collier	Florida	19	\$ 221,300.00
Columbia	Florida	1	\$ 2,800.00
Dixie	Florida	8	\$ 105,300.00
Duval	Florida	4	\$ 52,700.00
Escambia	Florida	833	\$ 4,286,800.00
Franklin	Florida	186	\$ 916,900.00
Gadsden	Florida	1	\$ 12,900.00
Gulf	Florida	56	\$ 372,100.00
Hernando	Florida	14	\$ 180,500.00
Hillsborough	Florida	21	\$ 205,900.00
Holmes	Florida	6	\$ 41,800.00
Jackson	Florida	2	\$ 2,700.00
Jefferson	Florida	4	\$ 25,800.00
Lake	Florida	1	\$ 3,600.00
Lee	Florida	14	\$ 174,800.00
Leon	Florida	5	\$ 29,800.00
Levy	Florida	14	\$ 114,700.00
Liberty	Florida	4	\$ 11,600.00

**GCCF Program Statistics - Overall Summary**  
(as of September 09, 2010, 5:05 PM ET)

**Claims Paid by County / Parish (continued)**

County/Parish	State	No. of Claims Paid	Amount Paid
Madison	Florida	1	\$ 2,100.00
Manatee	Florida	4	\$ 70,700.00
Miami-Dade	Florida	3	\$ 34,400.00
Monroe	Florida	18	\$ 173,700.00
Nassau	Florida	1	\$ 9,700.00
Okaloosa	Florida	1,095	\$ 5,868,700.00
Orange	Florida	4	\$ 13,800.00
Palm Beach	Florida	2	\$ 9,300.00
Pasco	Florida	39	\$ 285,500.00
Pinellas	Florida	66	\$ 914,300.00
Polk	Florida	1	\$ 800.00
Saint Johns	Florida	3	\$ 14,000.00
Santa Rosa	Florida	311	\$ 1,648,316.46
Sarasota	Florida	3	\$ 26,200.00
Sumter	Florida	1	\$ 3,200.00
Taylor	Florida	6	\$ 43,600.00
Volusia	Florida	1	\$ 66,000.00
Wakulla	Florida	87	\$ 712,300.00
Walton	Florida	334	\$ 1,666,300.00
Washington	Florida	8	\$ 60,600.00
Claimant did not provide; GCCF Researching	Florida	72	\$ 305,500.00
Bryan	Georgia	1	\$ 5,800.00
Cobb	Georgia	1	\$ 5,400.00
Acadia	Louisiana	2	\$ 6,900.00
Ascension	Louisiana	7	\$ 98,100.00
Assumption	Louisiana	12	\$ 112,000.00
Beauregard	Louisiana	1	\$ 4,200.00
Calcasieu	Louisiana	23	\$ 215,500.00
Cameron	Louisiana	54	\$ 597,400.00
East Baton Rouge	Louisiana	21	\$ 118,600.00
East Feliciana	Louisiana	1	\$ 1,700.00
Evangeline	Louisiana	1	\$ 10,500.00
Franklin	Louisiana	2	\$ 13,600.00
Iberia	Louisiana	76	\$ 857,100.00
Iberville	Louisiana	3	\$ 46,900.00
Jackson	Louisiana	1	\$ 1,100.00
Jefferson	Louisiana	528	\$ 5,386,800.00
Jefferson Davis	Louisiana	2	\$ 7,700.00
Lafayette	Louisiana	34	\$ 484,300.00
Lafourche	Louisiana	304	\$ 2,748,475.02
Livingston	Louisiana	6	\$ 32,600.00
Orleans	Louisiana	308	\$ 2,179,100.00
Ouachita	Louisiana	1	\$ 1,700.00
Plaquemines	Louisiana	344	\$ 11,748,100.00
Pointe Coupee	Louisiana	1	\$ 6,000.00
Rapides	Louisiana	1	\$ 3,200.00

**GCCF Program Statistics - Overall Summary**  
 (as of September 09, 2010, 5:05 PM ET)

**Claims Paid by County / Parish (continued)**

County/Parish	State	No. of Claims Paid	Amount Paid
Saint Bernard	Louisiana	219	\$ 2,957,600.00
Saint Charles	Louisiana	35	\$ 309,300.00
Saint Helena	Louisiana	1	\$ 17,300.00
Saint James	Louisiana	4	\$ 35,900.00
Saint John the Baptist	Louisiana	8	\$ 41,100.00
Saint Landry	Louisiana	2	\$ 13,500.00
Saint Martin	Louisiana	21	\$ 106,750.00
Saint Mary	Louisiana	111	\$ 1,182,100.00
Saint Tammany	Louisiana	129	\$ 1,512,800.00
Tangipahoa	Louisiana	41	\$ 248,100.00
Terrebonne	Louisiana	755	\$ 6,912,860.72
Vermilion	Louisiana	143	\$ 1,413,700.00
Washington	Louisiana	4	\$ 66,900.00
Claimant did not provide; GCCF Researching	Louisiana	88	\$ 716,900.00
Baltimore	Maryland	1	\$ 14,900.00
Amite	Mississippi	1	\$ 11,100.00
DeSoto	Mississippi	1	\$ 2,400.00
Forrest	Mississippi	1	\$ 10,000.00
George	Mississippi	6	\$ 48,400.00
Greene	Mississippi	1	\$ 3,500.00
Hancock	Mississippi	142	\$ 1,249,700.00
Harrison	Mississippi	592	\$ 5,007,869.20
Hinds	Mississippi	2	\$ 13,200.00
Holmes	Mississippi	1	\$ 5,100.00
Jackson	Mississippi	258	\$ 2,201,947.50
Lafayette	Mississippi	1	\$ 7,100.00
Lamar	Mississippi	4	\$ 26,400.00
Lauderdale	Mississippi	2	\$ 7,500.00
Lincoln	Mississippi	1	\$ 4,900.00
Madison	Mississippi	2	\$ 6,800.00
Marion	Mississippi	3	\$ 40,600.00
Monroe	Mississippi	2	\$ 10,500.00
Pearl River	Mississippi	9	\$ 71,600.00
Perry	Mississippi	1	\$ 8,700.00
Pike	Mississippi	3	\$ 21,100.00
Rankin	Mississippi	2	\$ 7,500.00
Stone	Mississippi	5	\$ 34,400.00
Claimant did not provide; GCCF Researching	Mississippi	26	\$ 191,500.00

**GCCF Program Statistics - Overall Summary**  
 (as of September 09, 2010, 5:05 PM ET)

**Claims Paid by County / Parish (continued)**

County/Parish	State	No. of Claims Paid	Amount Paid
Bexar	Texas	1	\$ 1,500.00
Brazoria	Texas	5	\$ 110,400.00
Brazos	Texas	1	\$ 8,400.00
Calhoun	Texas	1	\$ 1,500.00
Cameron	Texas	4	\$ 45,600.00
Chambers	Texas	1	\$ 148,600.00
Dallas	Texas	1	\$ 2,200.00
Fort Bend	Texas	3	\$ 36,900.00
Galveston	Texas	90	\$ 693,300.00
Gregg	Texas	1	\$ 4,000.00
Harris	Texas	81	\$ 831,600.00
Harrison	Texas	1	\$ 2,500.00
Houston	Texas	1	\$ 3,500.00
Jackson	Texas	1	\$ 8,100.00
Jefferson	Texas	46	\$ 296,200.00
Lubbock	Texas	1	\$ 2,400.00
Matagorda	Texas	11	\$ 78,700.00
Montgomery	Texas	1	\$ 14,500.00
Nueces	Texas	1	\$ 1,000.00
Orange	Texas	1	\$ 6,700.00
Tarrant	Texas	1	\$ 72,000.00
Victoria	Texas	1	\$ 10,500.00
Claimant did not provide; GCCF Researching	Texas	20	\$ 154,500.00
<b>Total to Date</b>		<b>11,493</b>	<b>\$ 90,366,803.02</b>