

GCCF Program Statistics - Overall Summary (as of September 08, 2010, 5:05 PM ET)

These Summary Reports provide information for claims submitted to the GCCF, which commenced operation on August 23, 2010. The GCCF is in the process of reviewing and integrating the data for all claimant records and supporting documentation filed with the BP Claims Center prior to August 23, 2010. This data has been transferred from the BP Claims Center to the GCCF. Once that review and integration process is completed, the GCCF will provide a comprehensive report on all claims filed and payments made to date. The number below includes new claimants and claimants applying for additional emergency benefits.

Claimants (Claimants may have one or more claims)	No. of Claimants	No. of Claims
1. Individual*	28,670	31,629
2. Business*	17,539	19,626
<i>*Individual v. Business classification is subject to change.</i>		
Total to Date**	46,209	51,255
<i>**Number of Claimants / Claims is under review to isolate duplication, if any.</i>		

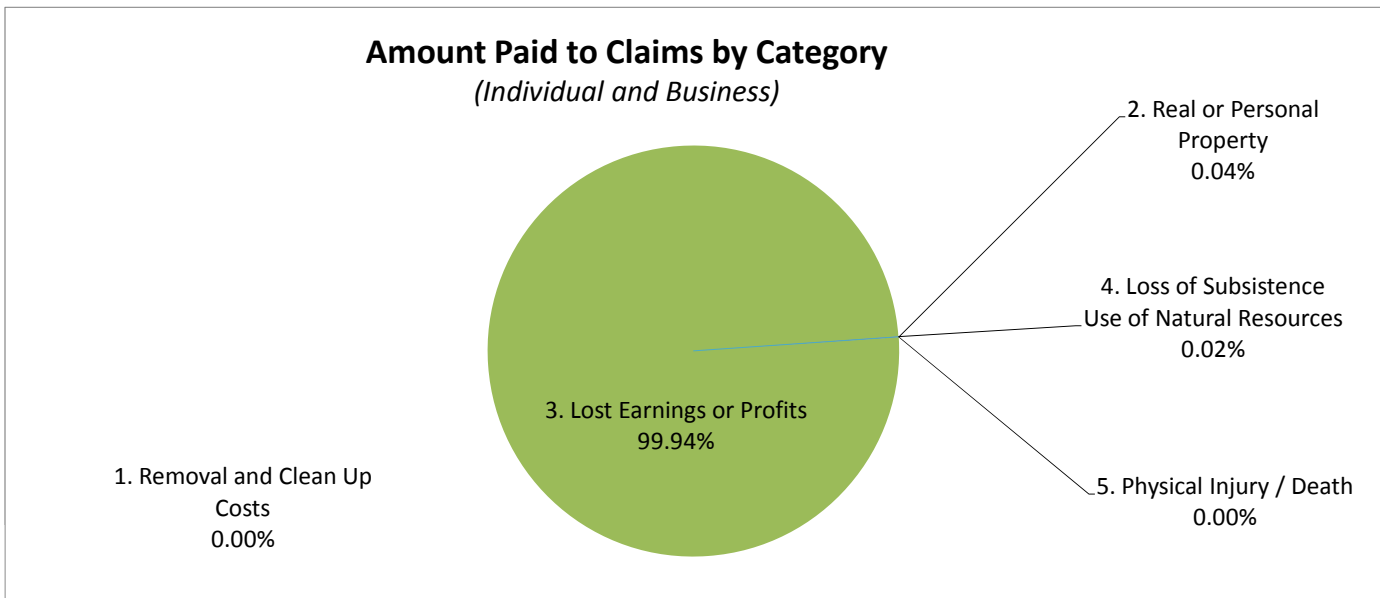

Claims by Emergency Or Final Payment	Claims Submitted	No. of Claims Paid or Approved for Payment	No. of Claims Paid	Amount Paid
1. Emergency Advance Payment	47,949	11,294	10,252	\$ 79,937,803.02
2. Final Claim*	3,306	0	0	\$ -
<i>*Review underway to determine whether claimant intended to file Final Claim.</i>				
Total to Date	51,255	11,294	10,252	\$ 79,937,803.02

Claims by Category (includes Individual and Business)	Claims Submitted	No. of Claims Paid	Amount Paid
1. Removal and Clean Up Costs	373	0	\$0.00
2. Real or Personal Property	2,208	2	\$35,163.38
3. Lost Earnings or Profits	44,609	10,242	\$79,888,933.14
4. Loss of Subsistence Use of Natural Resources	3,365	5	\$12,970.00
5. Physical Injury / Death	700	3	\$736.50
Sub-Total to Date	51,255	10,252	\$ 79,937,803.02

Separate Fund for Real Estate Brokers and Agents			\$ 34,500,000.00
Total to Date			\$ 114,437,803.02

Claims by Type	No. of Claims Paid	Amount Paid
1. Individual	7,583	\$ 43,291,494.27
2. Business	2,669	\$ 36,646,308.75
Total to Date	10,252	\$ 79,937,803.02

GCCF Program Statistics - Overall Summary
(as of September 08, 2010, 5:05 PM ET)

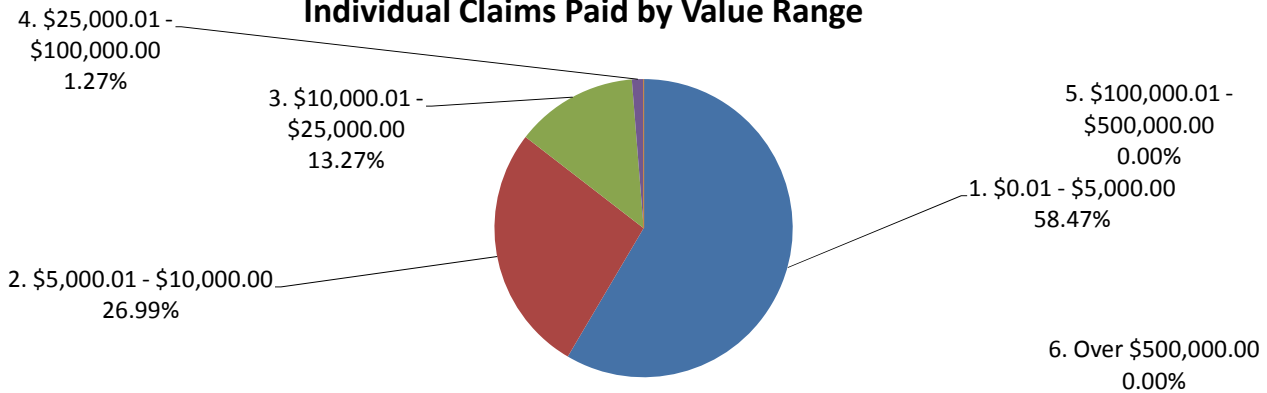


GCCCF Program Statistics - Overall Summary (as of September 08, 2010, 5:05 PM ET)

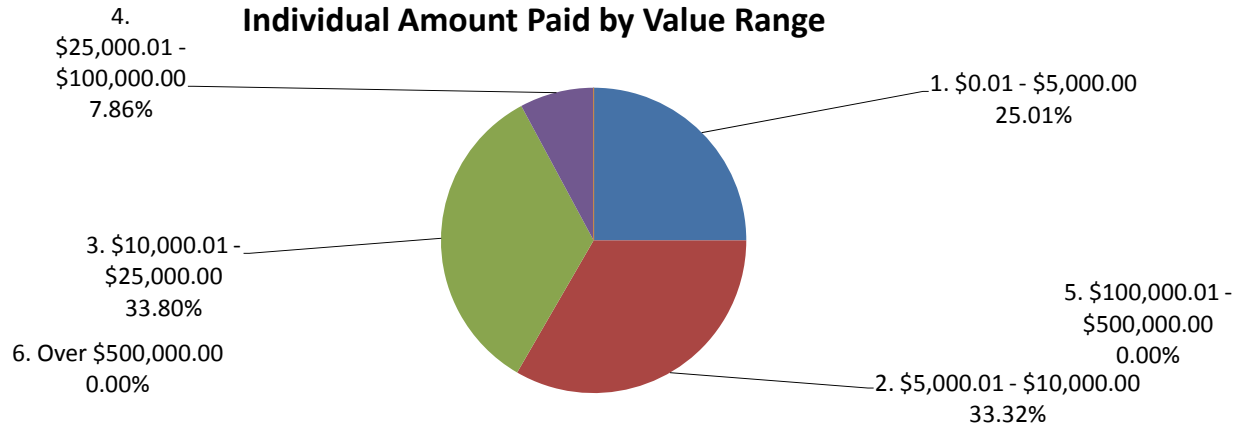
Individual Claims by Amount

Claims by Amount	No. of Claims Paid	Amount Paid
1. \$0.01 - \$5,000.00	4434	\$ 10,828,796.18
2. \$5,000.01 - \$10,000.00	2047	\$ 14,425,820.01
3. \$10,000.01 - \$25,000.00	1006	\$ 14,633,114.70
4. \$25,000.01 - \$100,000.00	96	\$ 3,403,763.38
5. \$100,000.01 - \$500,000.00	0	\$ -
6. Over \$500,000.00	0	\$ -
Total to Date	7,583	\$ 43,291,494.27

Individual Claims Paid by Value Range



Individual Amount Paid by Value Range

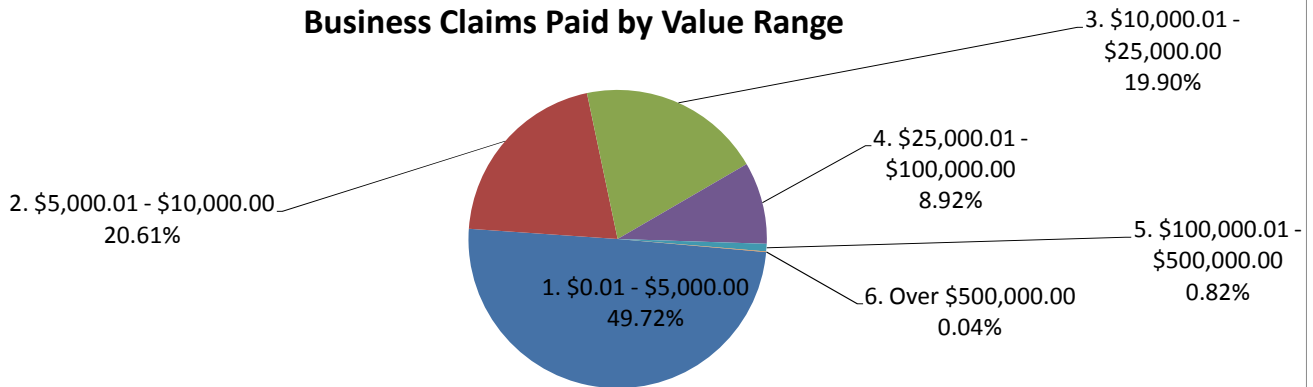


GCCF Program Statistics - Overall Summary
(as of September 08, 2010, 5:05 PM ET)

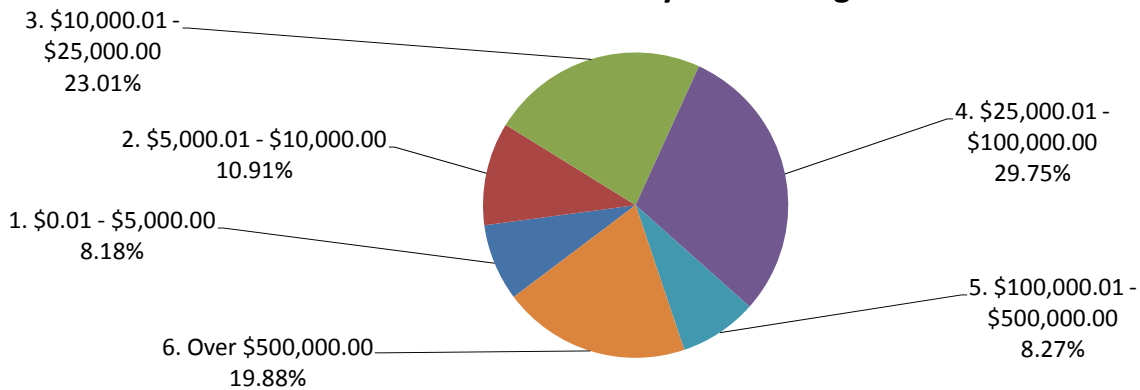
Business Claims by Amount

Claims by Amount	No. of Claims Paid	Amount Paid
1. \$0.01 - \$5,000.00	1327	\$ 2,997,908.75
2. \$5,000.01 - \$10,000.00	550	\$ 3,998,300.00
3. \$10,000.01 - \$25,000.00	531	\$ 8,430,800.00
4. \$25,000.01 - \$100,000.00	238	\$ 10,902,400.00
5. \$100,000.01 - \$500,000.00	22	\$ 3,031,900.00
6. Over \$500,000.00	1	\$ 7,285,000.00
Total to Date	2,669	\$ 36,646,308.75

Business Claims Paid by Value Range



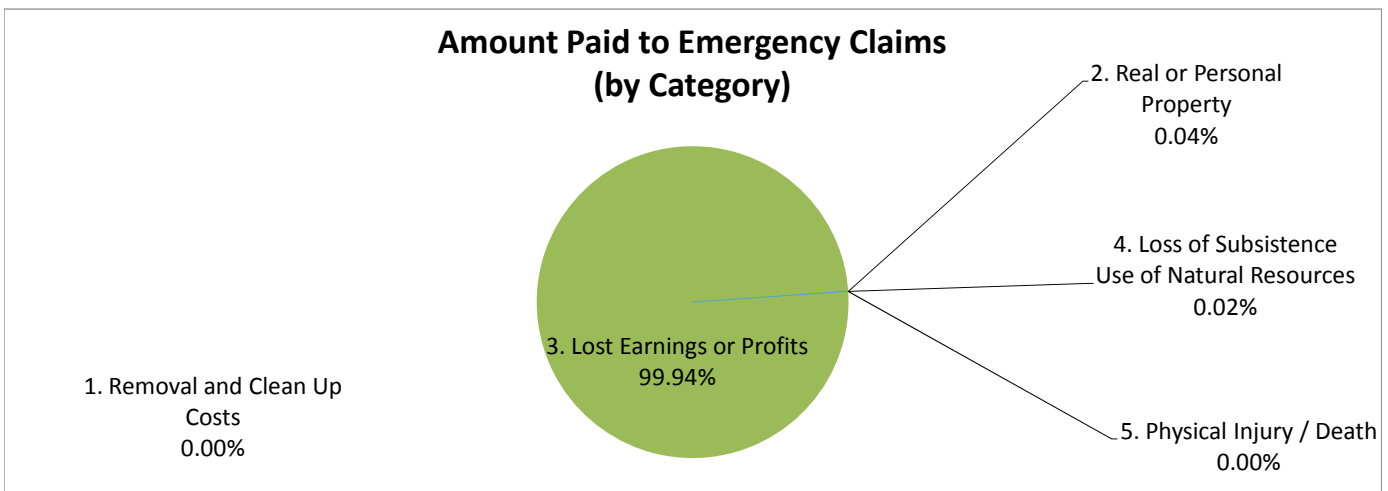
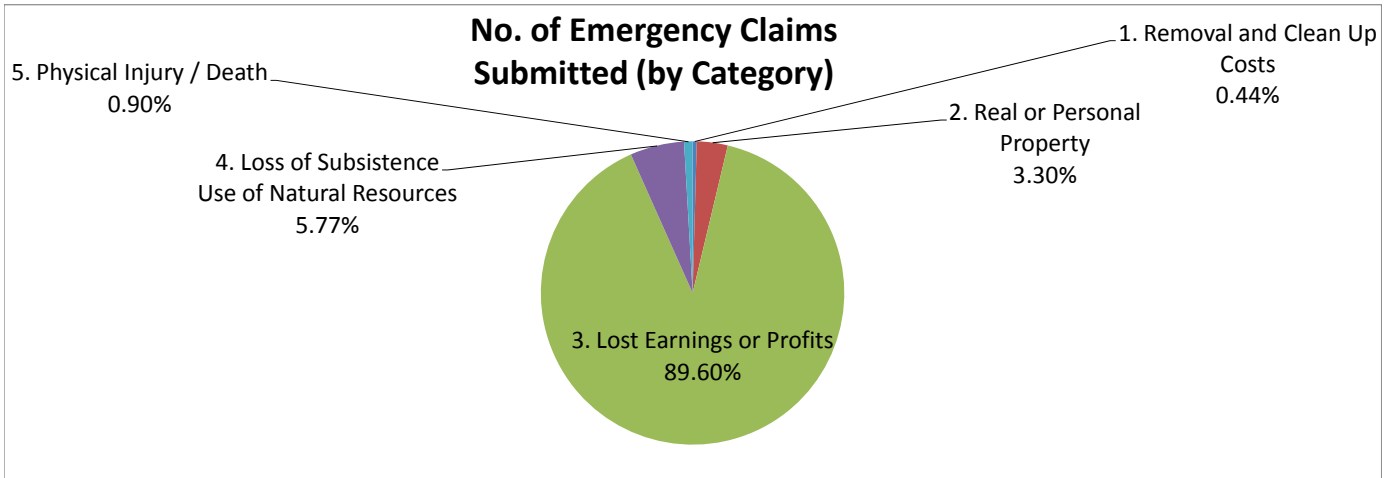
Business Amount Paid by Value Range



GCCF Program Statistics - Overall Summary
(as of September 08, 2010, 5:05 PM ET)

Emergency Advance Claim Counts by Category

Claims for Emergency Advance Payment	Claims Submitted	No. of Claims Paid	Amount Paid
1. Removal and Clean Up Costs	211	0	\$ -
2. Real or Personal Property	1,582	2	\$ 35,163.38
3. Lost Earnings or Profits	42,960	10,242	\$ 79,888,933.14
4. Loss of Subsistence Use of Natural Resources	2,765	5	\$ 12,970.00
5. Physical Injury / Death	431	3	\$ 736.50
Total to Date	47,949	10,252	\$ 79,937,803.02

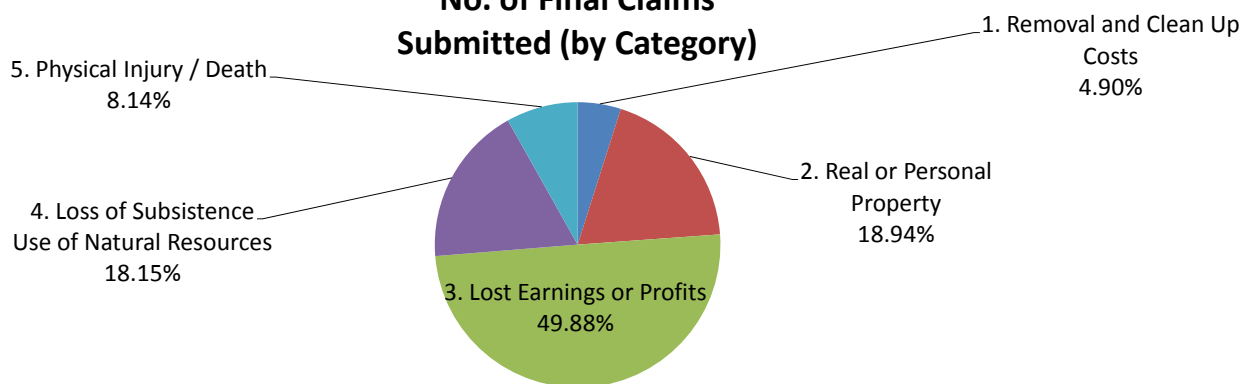


GCCCF Program Statistics - Overall Summary (as of September 08, 2010, 5:05 PM ET)

Final Payment Claim Counts by Category

Claims Seeking Final Payment	Claims Submitted	No. of Claims Paid	Amount Paid
1. Removal and Clean Up Costs	162	0	\$ -
2. Real or Personal Property	626	0	\$ -
3. Lost Earnings or Profits	1,649	0	\$ -
4. Loss of Subsistence Use of Natural Resources	600	0	\$ -
5. Physical Injury / Death	269	0	\$ -
Total to Date	3,306	0	\$ -

No. of Final Claims Submitted (by Category)



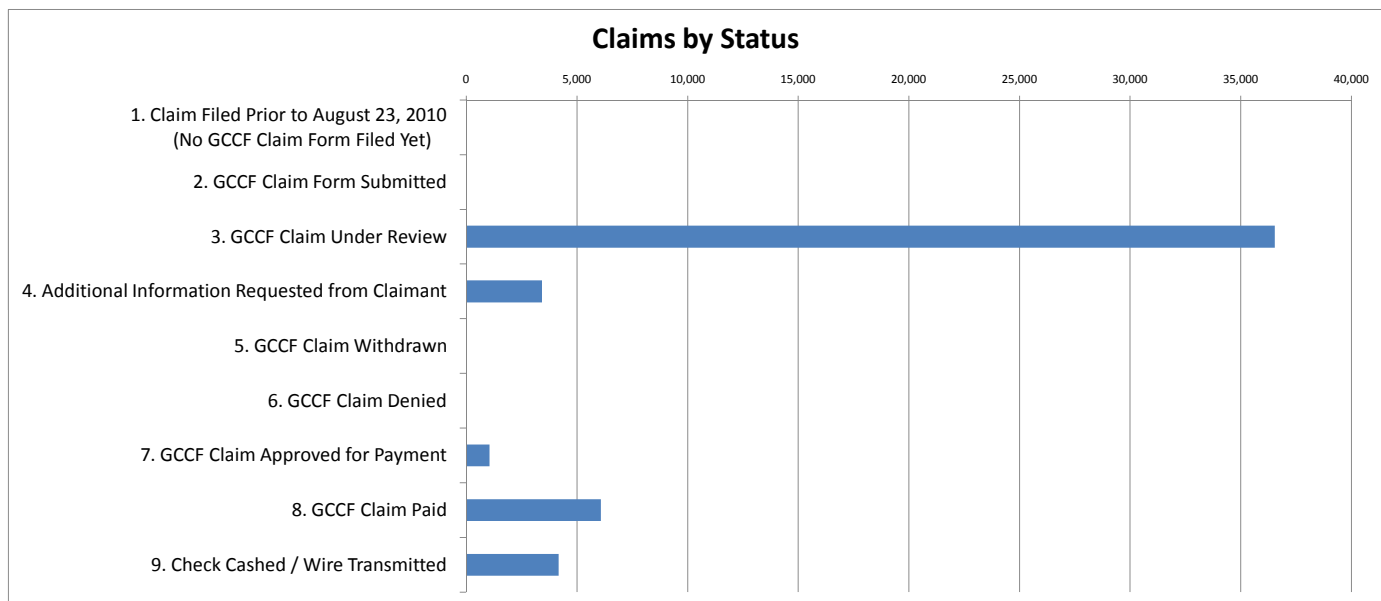
Amount Paid to Final Claims (by Category)

No data to chart yet

GCCCF Program Statistics - Overall Summary (as of September 08, 2010, 5:05 PM ET)

Claim Counts by Status

Claim Status	No. of Claims
1. Claim Filed Prior to August 23, 2010 (No GCCCF Claim Form Filed Yet)	
2. GCCCF Claim Form Submitted	
3. GCCCF Claim Under Review	36,540
4. Additional Information Requested from Claimant	3,420
5. GCCCF Claim Withdrawn	
6. GCCCF Claim Denied	1
7. GCCCF Claim Approved for Payment	1,042
8. GCCCF Claim Paid	6,084
9. Check Cashed / Wire Transmitted	4,168
Total to Date	51,255



GCCF Program Statistics - Overall Summary (as of September 08, 2010, 5:05 PM ET)

Claims by Category and Amount

Claims by Category and Amount	No. of Claims Paid	Amount Paid
1. Removal and Clean Up Costs		
a. \$0.01 - \$5,000.00	0	\$ -
b. \$5,000.01 - \$10,000.00	0	\$ -
c. \$10,000.01 - \$25,000.00	0	\$ -
d. \$25,000.01 - \$100,000.00	0	\$ -
e. \$100,000.01 - \$500,000.00	0	\$ -
f. Over \$500,000.00	0	\$ -
Sub-Total to Date	0	\$ -
2. Real or Personal Property		
a. \$0.01 - \$5,000.00	0	\$ -
b. \$5,000.01 - \$10,000.00	1	\$ 8,600.00
c. \$10,000.01 - \$25,000.00	0	\$ -
d. \$25,000.01 - \$100,000.00	1	\$ 26,563.38
e. \$100,000.01 - \$500,000.00	0	\$ -
f. Over \$500,000.00	0	\$ -
Sub-Total to Date	2	\$ 35,163.38
3. Lost Earnings or Profits		
a. \$0.01 - \$5,000.00	5753	\$ 13,812,998.43
b. \$5,000.01 - \$10,000.00	2596	\$ 18,415,520.01
c. \$10,000.01 - \$25,000.00	1537	\$ 23,063,914.70
d. \$25,000.01 - \$100,000.00	333	\$ 14,279,600.00
e. \$100,000.01 - \$500,000.00	22	\$ 3,031,900.00
f. Over \$500,000.00	1	\$ 7,285,000.00
Sub-Total to Date	10242	\$ 79,888,933.14

GCCF Program Statistics - Overall Summary (as of September 08, 2010, 5:05 PM ET)

Claims by Category and Amount

Claims by Category and Amount	No. of Claims Paid	Amount Paid
4. Loss of Subsistence Use of Natural Resources		
a. \$0.01 - \$5,000.00	5	\$ 12,970.00
b. \$5,000.01 - \$10,000.00	0	\$ -
c. \$10,000.01 - \$25,000.00	0	\$ -
d. \$25,000.01 - \$100,000.00	0	\$ -
e. \$100,000.01 - \$500,000.00	0	\$ -
f. Over \$500,000.00	0	\$ -
Sub-Total to Date	5	\$ 12,970.00
5. Physical Injury / Death		
a. \$0.01 - \$5,000.00	3	\$ 736.50
b. \$5,000.01 - \$10,000.00	0	\$ -
c. \$10,000.01 - \$25,000.00	0	\$ -
d. \$25,000.01 - \$100,000.00	0	\$ -
e. \$100,000.01 - \$500,000.00	0	\$ -
f. Over \$500,000.00	0	\$ -
Sub-Total to Date	3	\$ 736.50
6. Other Claims		
a. \$0.01 - \$5,000.00	0	\$ -
b. \$5,000.01 - \$10,000.00	0	\$ -
c. \$10,000.01 - \$25,000.00	0	\$ -
d. \$25,000.01 - \$100,000.00	0	\$ -
e. \$100,000.01 - \$500,000.00	0	\$ -
f. Over \$500,000.00	0	\$ -
Sub-Total to Date	0	\$ -
Total to Date	10252	\$ 79,937,803.02

GCCF Program Statistics - Overall Summary
(as of September 08, 2010, 5:05 PM ET)

Claims by State

Claim State of Origin	Claims Submitted	No. of Claims Paid	Amount Paid
Louisiana	13,730	2,983	\$ 36,886,085.74
Florida	15,969	3,343	\$ 18,214,816.46
Alabama	12,660	2,714	\$ 14,378,884.12
Mississippi	6,512	961	\$ 8,117,716.70
Texas	1,537	248	\$ 2,314,200.00
Others	847	3	\$ 26,100.00
Total to Date	51,255	10,252	\$ 79,937,803.02

