

## GCCF Program Statistics - Overall Summary (as of September 06, 2010, 5:05 PM ET)

These Summary Reports provide information for claims submitted to the GCCF, which commenced operation on August 23, 2010. The GCCF is in the process of reviewing and integrating the data for all claimant records and supporting documentation filed with the BP Claims Center prior to August 23, 2010. This data has been transferred from the BP Claims Center to the GCCF. Once that review and integration process is completed, the GCCF will provide a comprehensive report on all claims filed and payments made to date. The number below includes new claimants and claimants applying for additional emergency benefits.

<b>Claimants</b> <i>(Claimants may have one or more claims)</i>	<b>No. of Claimants</b>	<b>No. of Claims</b>
1. Individual*	27,043	29,379
2. Business*	16,050	17,603
<i>*Individual v. Business classification is subject to change.</i>		
<b>Total to Date**</b>	<b>43,093</b>	<b>46,982</b>
<i>**Number of Claimants / Claims is under review to isolate duplication, if any.</i>		

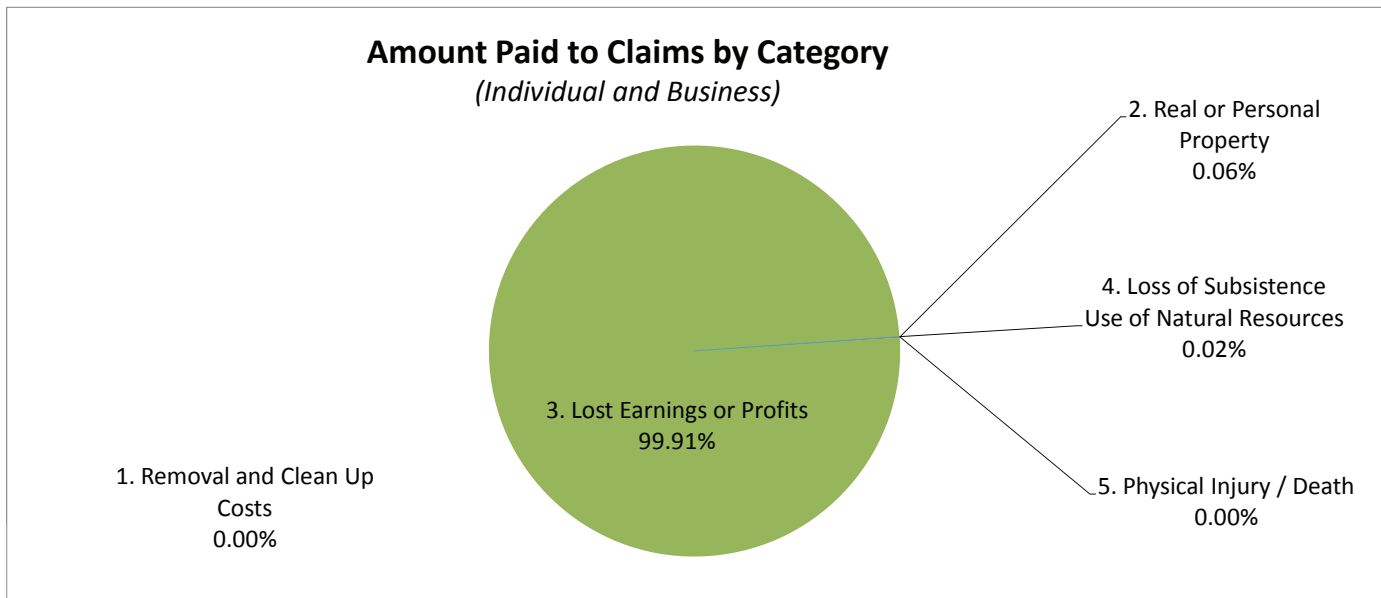
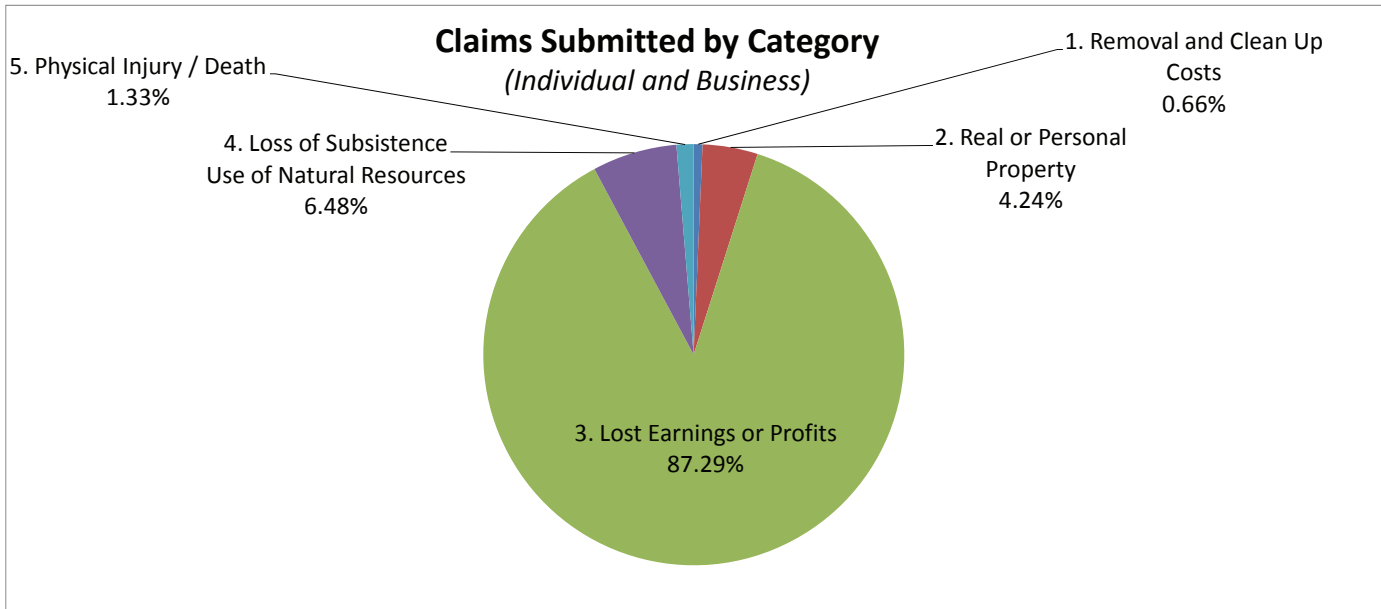
<b>Claims by Emergency Or Final Payment</b>	<b>Claims Submitted</b>	<b>No. of Claims Paid or Approved for Payment</b>	<b>No. of Claims Paid</b>	<b>Amount Paid</b>
1. Emergency Advance Payment	44,282	9,088	6,703	\$ 54,742,822.70
2. Final Claim*	2,700	0	0	\$ -
<i>*Review underway to determine whether claimant intended to file Final Claim.</i>				
<b>Total to Date</b>	<b>46,982</b>	<b>9,088</b>	<b>6,703</b>	<b>\$ 54,742,822.70</b>

<b>Claims by Category</b> <i>(includes Individual and Business)</i>	<b>Claims Submitted</b>	<b>No. of Claims Paid</b>	<b>Amount Paid</b>
1. Removal and Clean Up Costs	311	0	\$0.00
2. Real or Personal Property	1,991	2	\$35,163.38
3. Lost Earnings or Profits	41,010	6,693	\$54,693,952.82
4. Loss of Subsistence Use of Natural Resources	3,045	5	\$12,970.00
5. Physical Injury / Death	625	3	\$736.50
<b>Sub-Total to Date</b>	<b>46,982</b>	<b>6,703</b>	<b>\$ 54,742,822.70</b>

Separate Fund for Real Estate Brokers and Agents			\$ 34,500,000.00
<b>Total to Date</b>			<b>\$ 89,242,822.70</b>

<b>Claims by Type</b>	<b>No. of Claims Paid</b>	<b>Amount Paid</b>
1. Individual	4,655	\$ 25,231,513.95
2. Business	2,048	\$ 29,511,308.75
<b>Total to Date</b>	<b>6,703</b>	<b>\$ 54,742,822.70</b>

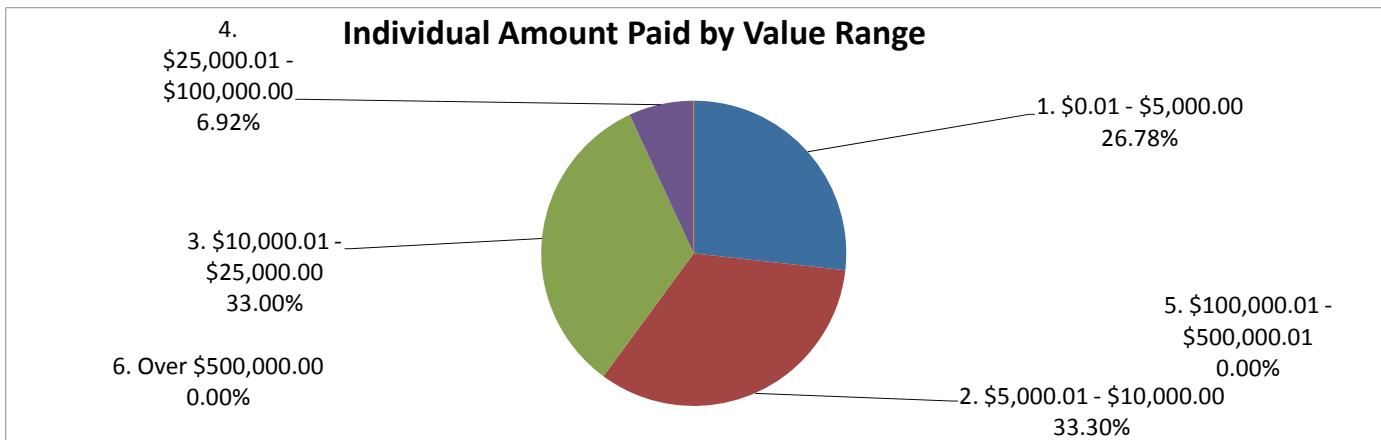
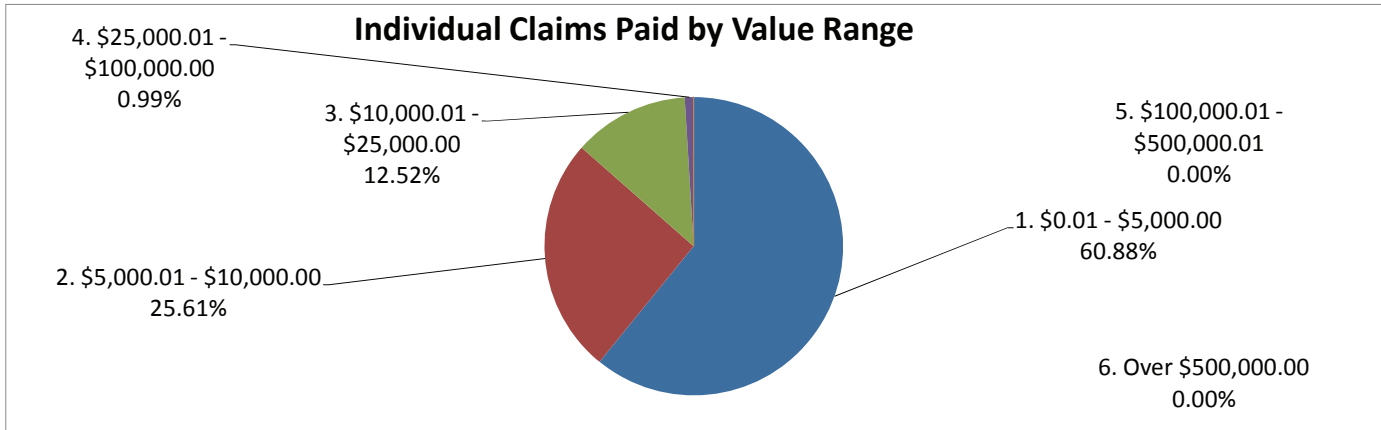
**GCCF Program Statistics - Overall Summary**  
(as of September 06, 2010, 5:05 PM ET)



**GCCF Program Statistics - Overall Summary**  
(as of September 06, 2010, 5:05 PM ET)

**Individual Claims by Amount**

Claims by Amount	No. of Claims Paid	Amount Paid
1. \$0.01 - \$5,000.00	2834	\$ 6,756,796.18
2. \$5,000.01 - \$10,000.00	1192	\$ 8,402,339.69
3. \$10,000.01 - \$25,000.00	583	\$ 8,326,214.70
4. \$25,000.01 - \$100,000.00	46	\$ 1,746,163.38
5. \$100,000.01 - \$500,000.01	0	\$ -
6. Over \$500,000.00	0	\$ -
<b>Total to Date</b>	<b>4,655</b>	<b>\$ 25,231,513.95</b>

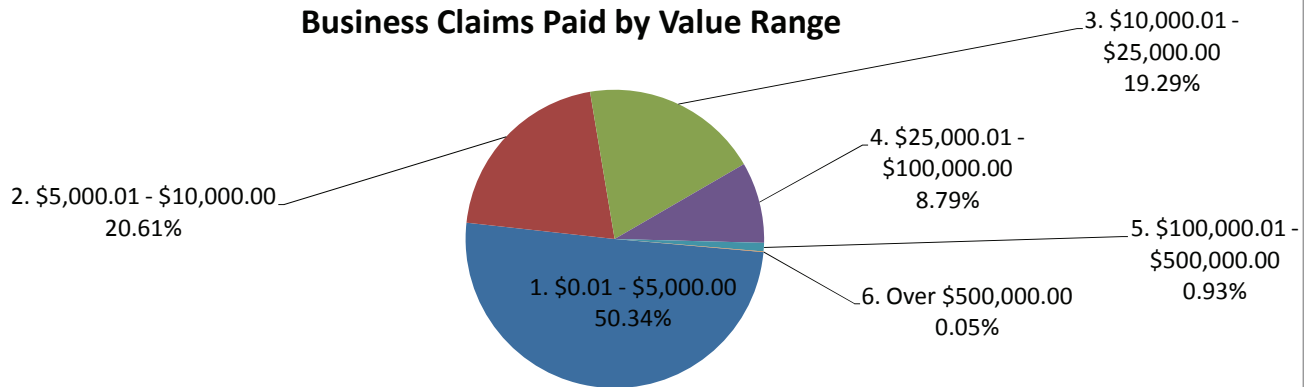


**GCCF Program Statistics - Overall Summary**  
(as of September 06, 2010, 5:05 PM ET)

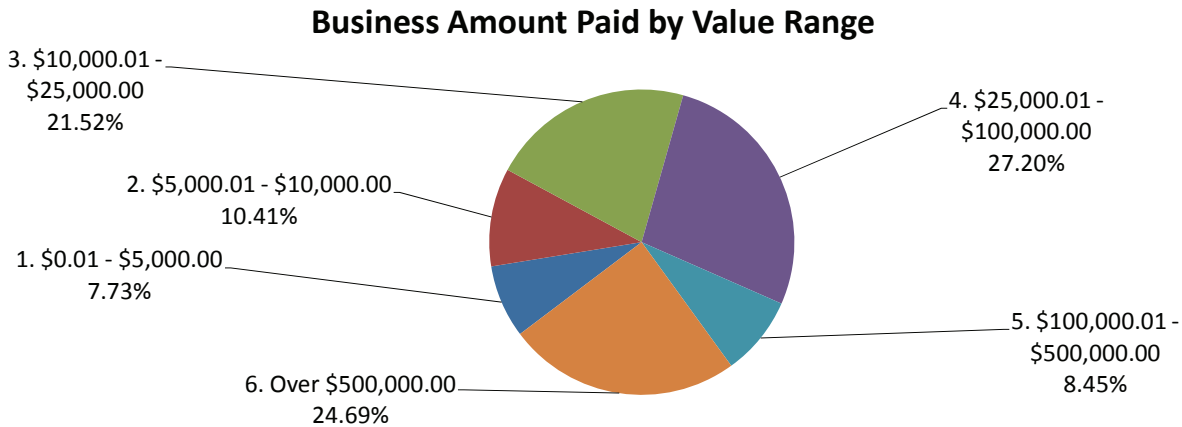
**Business Claims by Amount**

Claims by Amount	No. of Claims Paid	Amount Paid
1. \$0.01 - \$5,000.00	1031	\$ 2,281,608.75
2. \$5,000.01 - \$10,000.00	422	\$ 3,071,400.00
3. \$10,000.01 - \$25,000.00	395	\$ 6,350,700.00
4. \$25,000.01 - \$100,000.00	180	\$ 8,028,500.00
5. \$100,000.01 - \$500,000.00	19	\$ 2,494,100.00
6. Over \$500,000.00	1	\$ 7,285,000.00
<b>Total to Date</b>	<b>2,048</b>	<b>\$ 29,511,308.75</b>

**Business Claims Paid by Value Range**



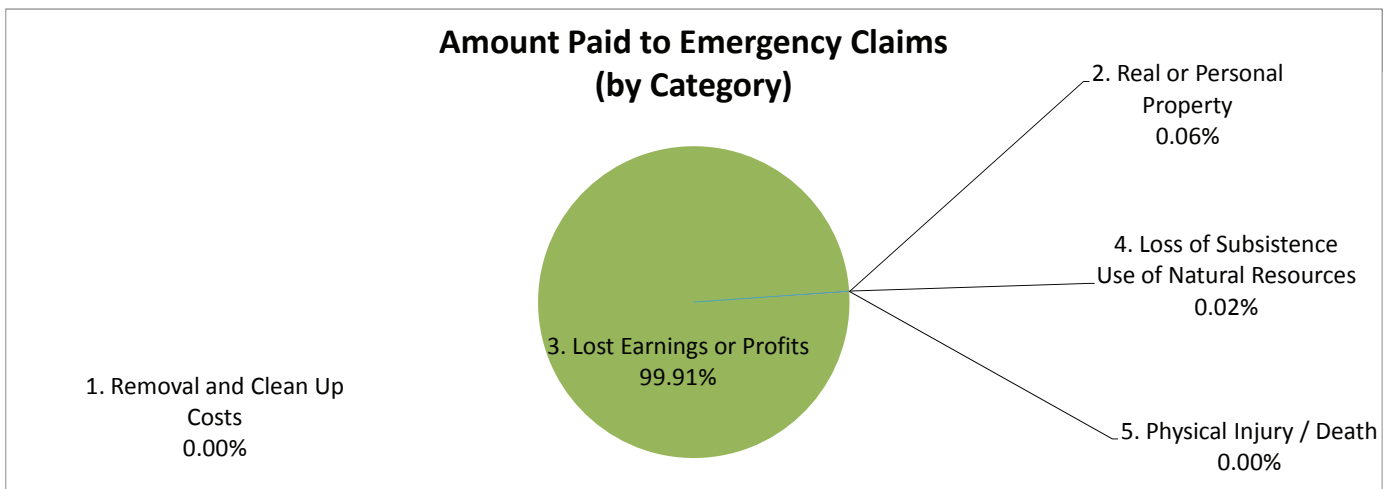
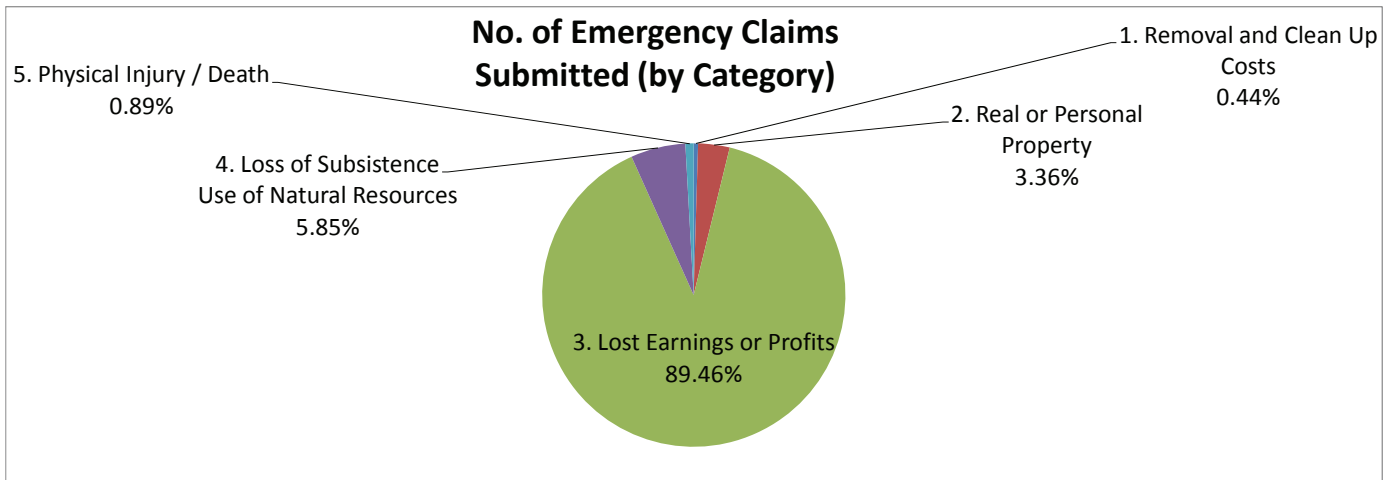
**Business Amount Paid by Value Range**



**GCCF Program Statistics - Overall Summary**  
(as of September 06, 2010, 5:05 PM ET)

**Emergency Advance Claim Counts by Category**


Claims for Emergency Advance Payment	Claims Submitted	No. of Claims Paid	Amount Paid
1. Removal and Clean Up Costs	196	0	\$ -
2. Real or Personal Property	1,486	2	\$ 35,163.38
3. Lost Earnings or Profits	39,616	6,693	\$ 54,693,952.82
4. Loss of Subsistence Use of Natural Resources	2,591	5	\$ 12,970.00
5. Physical Injury / Death	393	3	\$ 736.50
<b>Total to Date</b>	<b>44,282</b>	<b>6,703</b>	<b>\$ 54,742,822.70</b>



## GCCCF Program Statistics - Overall Summary (as of September 06, 2010, 5:05 PM ET)

### Final Payment Claim Counts by Category

Claims Seeking Final Payment	Claims Submitted	No. of Claims Paid	Amount Paid
1. Removal and Clean Up Costs	115	0	\$ -
2. Real or Personal Property	505	0	\$ -
3. Lost Earnings or Profits	1,394	0	\$ -
4. Loss of Subsistence Use of Natural Resources	454	0	\$ -
5. Physical Injury / Death	232	0	\$ -
<b>Total to Date</b>	<b>2,700</b>	<b>0</b>	<b>\$ -</b>



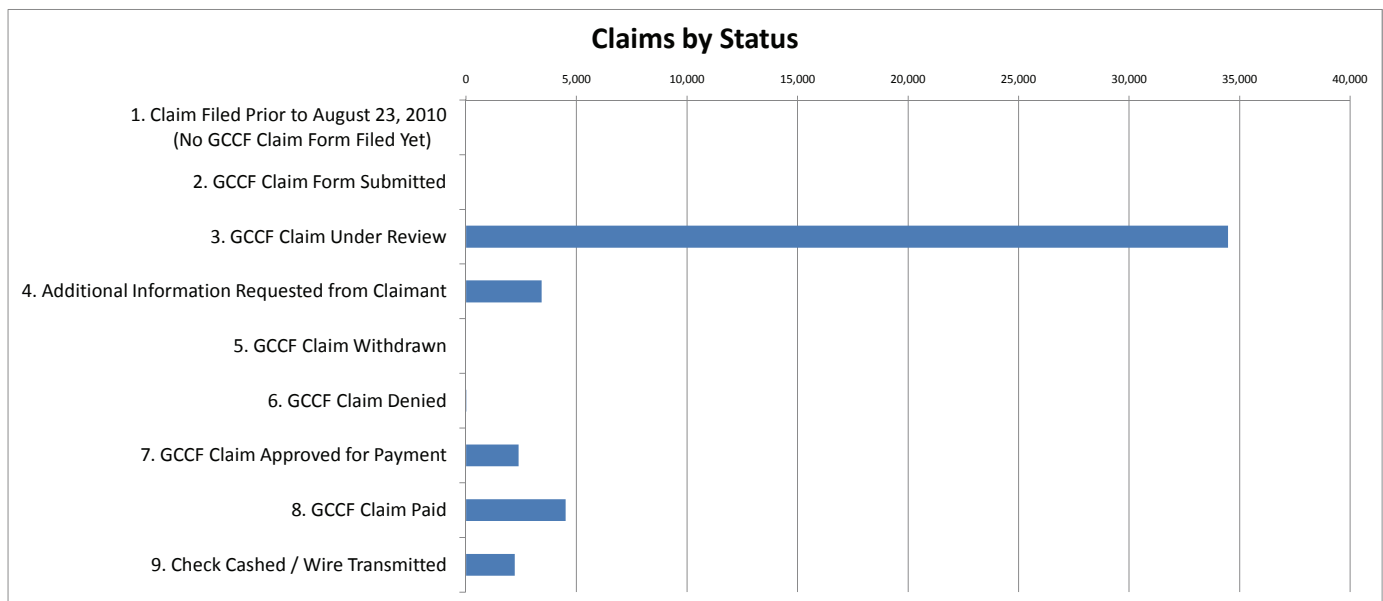
### Amount Paid to Final Claims (by Category)

*No data to chart yet*

## GCCCF Program Statistics - Overall Summary (as of September 06, 2010, 5:05 PM ET)

### Claim Counts by Status

Claim Status	No. of Claims
1. Claim Filed Prior to August 23, 2010 (No GCCCF Claim Form Filed Yet)	
2. GCCCF Claim Form Submitted	
3. GCCCF Claim Under Review	34,473
4. Additional Information Requested from Claimant	3,420
5. GCCCF Claim Withdrawn	
6. GCCCF Claim Denied	1
7. GCCCF Claim Approved for Payment	2,385
8. GCCCF Claim Paid	4,502
9. Check Cashed / Wire Transmitted	2,201
<b>Total to Date</b>	<b>46,982</b>



**GCCF Program Statistics - Overall Summary**  
(as of September 06, 2010, 5:05 PM ET)

**Claims by Category and Amount**

Claims by Category and Amount	No. of Claims Paid	Amount Paid
<b>1. Removal and Clean Up Costs</b>		
a. \$0.01 - \$5,000.00	0	\$ -
b. \$5,000.01 - \$10,000.00	0	\$ -
c. \$10,000.01 - \$25,000.00	0	\$ -
d. \$25,000.01 - \$100,000.00	0	\$ -
e. \$100,000.01 - \$500,000.01	0	\$ -
f. Over \$500,000.00	0	\$ -
<b>Sub-Total to Date</b>	<b>0</b>	<b>\$ -</b>
<b>2. Real or Personal Property</b>		
a. \$0.01 - \$5,000.00	0	\$ -
b. \$5,000.01 - \$10,000.00	1	\$ 8,600.00
c. \$10,000.01 - \$25,000.00	0	\$ -
d. \$25,000.01 - \$100,000.00	1	\$ 26,563.38
e. \$100,000.01 - \$500,000.01	0	\$ -
f. Over \$500,000.00	0	\$ -
<b>Sub-Total to Date</b>	<b>2</b>	<b>\$ 35,163.38</b>
<b>3. Lost Earnings or Profits</b>		
a. \$0.01 - \$5,000.00	3857	\$ 9,024,698.43
b. \$5,000.01 - \$10,000.00	1613	\$ 11,465,139.69
c. \$10,000.01 - \$25,000.00	978	\$ 14,676,914.70
d. \$25,000.01 - \$100,000.00	225	\$ 9,748,100.00
e. \$100,000.01 - \$500,000.01	19	\$ 2,494,100.00
f. Over \$500,000.00	1	\$ 7,285,000.00
<b>Sub-Total to Date</b>	<b>6693</b>	<b>\$ 54,693,952.82</b>



**GCCF Program Statistics - Overall Summary**  
**(as of September 06, 2010, 5:05 PM ET)**

**Claims by Category and Amount**

Claims by Category and Amount	No. of Claims Paid	Amount Paid
<b>4. Loss of Subsistence Use of Natural Resources</b>		
a. \$0.01 - \$5,000.00	5	\$ 12,970.00
b. \$5,000.01 - \$10,000.00	0	\$ -
c. \$10,000.01 - \$25,000.00	0	\$ -
d. \$25,000.01 - \$100,000.00	0	\$ -
e. \$100,000.01 - \$500,000.01	0	\$ -
f. Over \$500,000.00	0	\$ -
<b>Sub-Total to Date</b>	<b>5</b>	<b>\$ 12,970.00</b>
<b>5. Physical Injury / Death</b>		
a. \$0.01 - \$5,000.00	3	\$ 736.50
b. \$5,000.01 - \$10,000.00	0	\$ -
c. \$10,000.01 - \$25,000.00	0	\$ -
d. \$25,000.01 - \$100,000.00	0	\$ -
e. \$100,000.01 - \$500,000.01	0	\$ -
f. Over \$500,000.00	0	\$ -
<b>Sub-Total to Date</b>	<b>3</b>	<b>\$ 736.50</b>
<b>6. Other Claims</b>		
a. \$0.01 - \$5,000.00	0	\$ -
b. \$5,000.01 - \$10,000.00	0	\$ -
c. \$10,000.01 - \$25,000.00	0	\$ -
d. \$25,000.01 - \$100,000.00	0	\$ -
e. \$100,000.01 - \$500,000.01	0	\$ -
f. Over \$500,000.00	0	\$ -
<b>Sub-Total to Date</b>	<b>0</b>	<b>\$ -</b>
<b>Total to Date</b>	<b>6703</b>	<b>\$ 54,742,822.70</b>

**GCCF Program Statistics - Overall Summary**  
(as of September 06, 2010, 5:05 PM ET)

**Claims by State**

Claim State of Origin	Claims Submitted	No. of Claims Paid	Amount Paid
Louisiana	12,699	2,048	\$ 27,957,305.42
Florida	14,493	2,170	\$ 11,584,116.46
Alabama	11,704	1,668	\$ 8,186,584.12
Mississippi	5,962	636	\$ 5,433,216.70
Texas	1,349	180	\$ 1,576,200.00
Others	775	1	\$ 5,400.00
<b>Total to Date</b>	<b>46,982</b>	<b>6,703</b>	<b>\$ 54,742,822.70</b>

