

GCCCF Program Statistics - Overall Summary (as of September 04, 2010, 5:05 PM ET)

These Summary Reports provide information for claims submitted to the GCCCF, which commenced operation on August 23, 2010. The GCCCF is in the process of reviewing and integrating the data for all claimant records and supporting documentation filed with the BP Claims Center prior to August 23, 2010. This data has been transferred from the BP Claims Center to the GCCCF. Once that review and integration process is completed, the GCCCF will provide a comprehensive report on all claims filed and payments made to date. The number below includes new claimants and claimants applying for additional emergency benefits.

Claimants <i>(Claimants may have one or more claims)</i>	No. of Claimants	No. of Claims
1. Individual*	26,336	28,494
2. Business*	15,539	17,071
<i>*Individual v. Business classification is subject to change.</i>		
Total to Date**	41,875	45,565
<i>**Number of Claimants / Claims is under review to isolate duplication, if any.</i>		

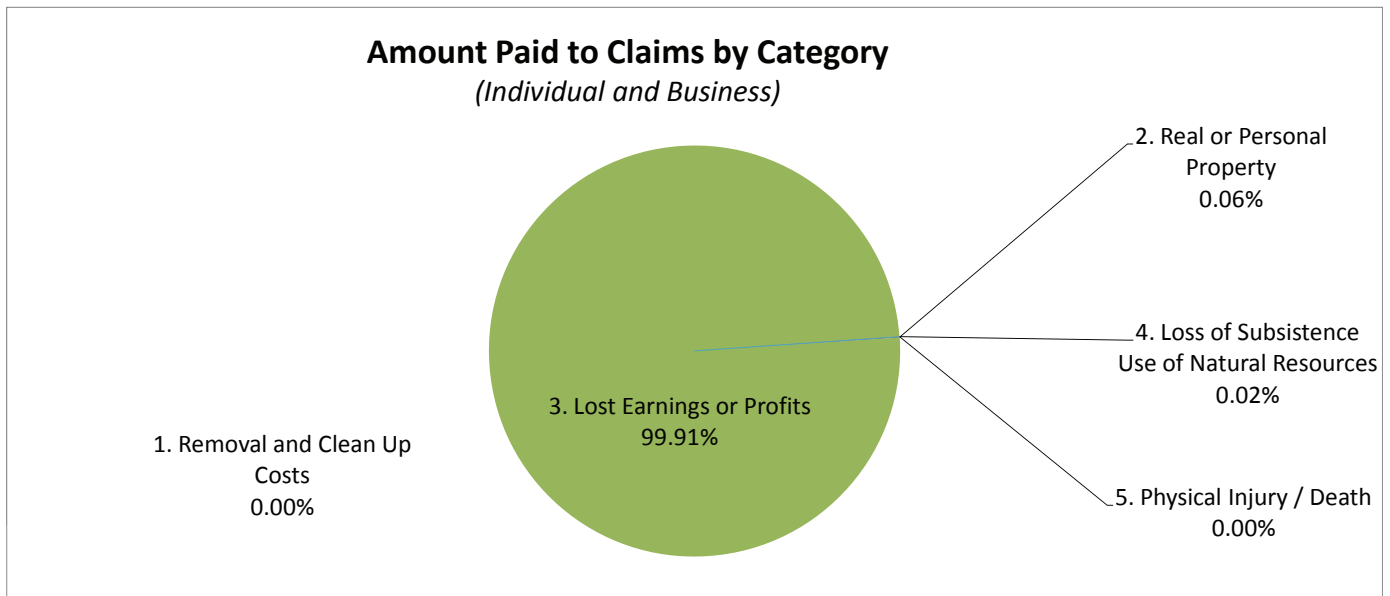
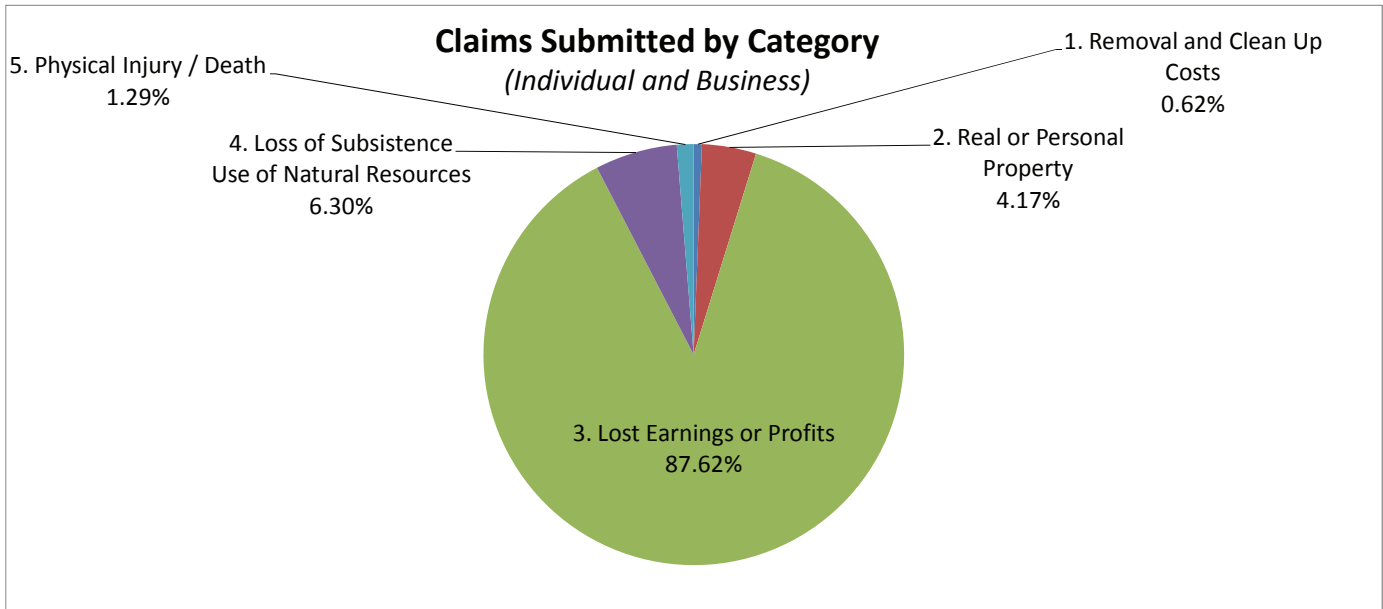
Claims by Emergency Or Final Payment	Claims Submitted	No. of Claims Paid or Approved for Payment	No. of Claims Paid	Amount Paid
1. Emergency Advance Payment	43,179	7,444	6,703	\$ 54,742,822.70
2. Final Claim*	2,386	0	0	\$ -
<i>*Review underway to determine whether claimant intended to file Final Claim.</i>				
Total to Date	45,565	7,444	6,703	\$ 54,742,822.70

Claims by Category <i>(includes Individual and Business)</i>	Claims Submitted	No. of Claims Paid	Amount Paid
1. Removal and Clean Up Costs	282	0	\$0.00
2. Real or Personal Property	1,899	2	\$35,163.38
3. Lost Earnings or Profits	39,922	6,693	\$54,693,952.82
4. Loss of Subsistence Use of Natural Resources	2,872	5	\$12,970.00
5. Physical Injury / Death	590	3	\$736.50
Sub-Total to Date	45,565	6,703	\$ 54,742,822.70

Separate Fund for Real Estate Brokers and Agents			\$ 34,500,000.00
Total to Date			\$ 89,242,822.70

Claims by Type	No. of Claims Paid	Amount Paid
1. Individual	4,655	\$ 25,231,513.95
2. Business	2,048	\$ 29,511,308.75
Total to Date	6,703	\$ 54,742,822.70

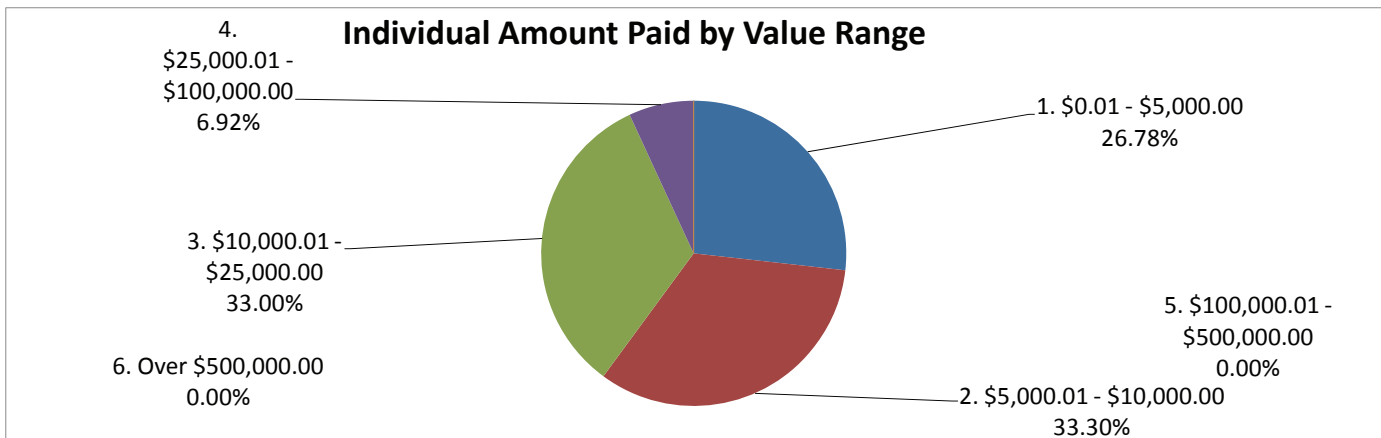
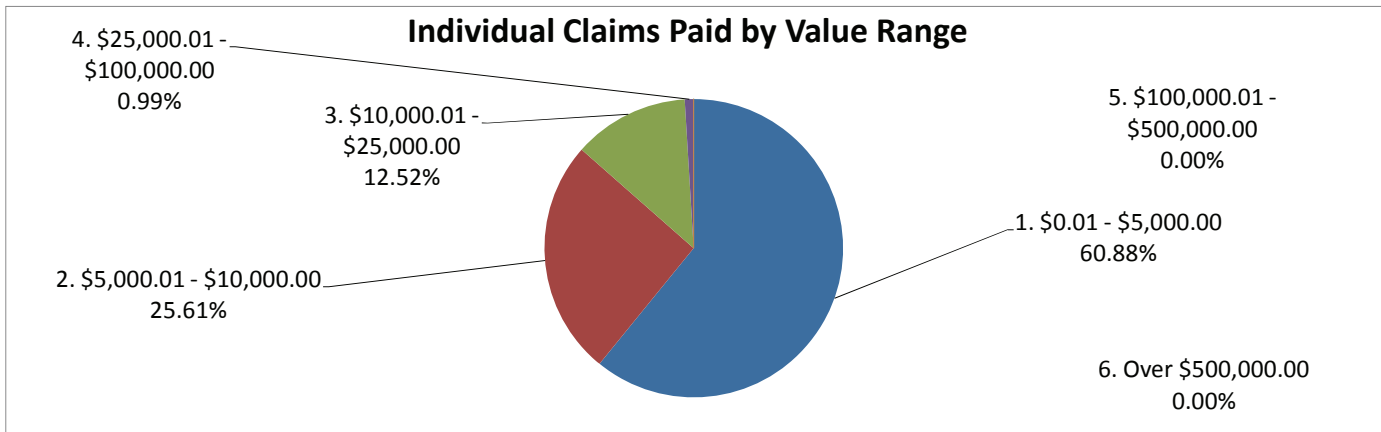
GCCF Program Statistics - Overall Summary
(as of September 04, 2010, 5:05 PM ET)



GCCF Program Statistics - Overall Summary
(as of September 04, 2010, 5:05 PM ET)

Individual Claims by Amount

Claims by Amount	No. of Claims Paid	Amount Paid
1. \$0.01 - \$5,000.00	2834	\$ 6,756,796.18
2. \$5,000.01 - \$10,000.00	1192	\$ 8,402,339.69
3. \$10,000.01 - \$25,000.00	583	\$ 8,326,214.70
4. \$25,000.01 - \$100,000.00	46	\$ 1,746,163.38
5. \$100,000.01 - \$500,000.00	0	\$ -
6. Over \$500,000.00	0	\$ -
Total to Date	4,655	\$ 25,231,513.95

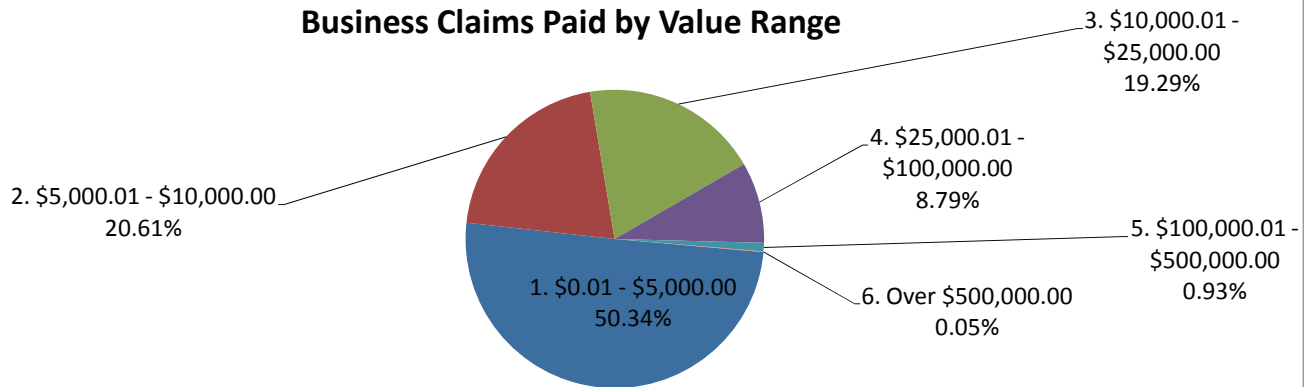


GCCF Program Statistics - Overall Summary
(as of September 04, 2010, 5:05 PM ET)

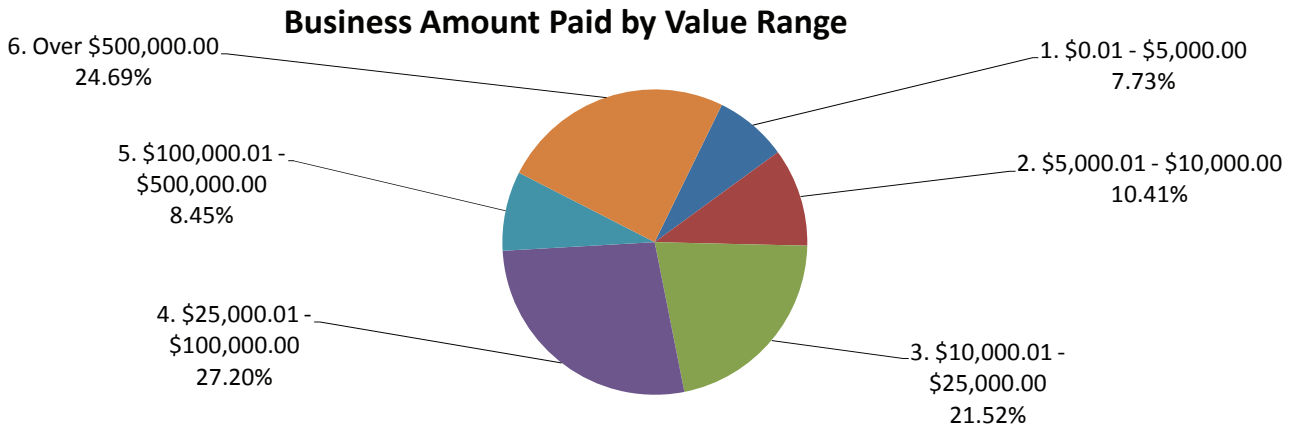
Business Claims by Amount

Claims by Amount	No. of Claims Paid	Amount Paid
1. \$0.01 - \$5,000.00	1031	\$ 2,281,608.75
2. \$5,000.01 - \$10,000.00	422	\$ 3,071,400.00
3. \$10,000.01 - \$25,000.00	395	\$ 6,350,700.00
4. \$25,000.01 - \$100,000.00	180	\$ 8,028,500.00
5. \$100,000.01 - \$500,000.00	19	\$ 2,494,100.00
6. Over \$500,000.00	1	\$ 7,285,000.00
Total to Date	2,048	\$ 29,511,308.75

Business Claims Paid by Value Range



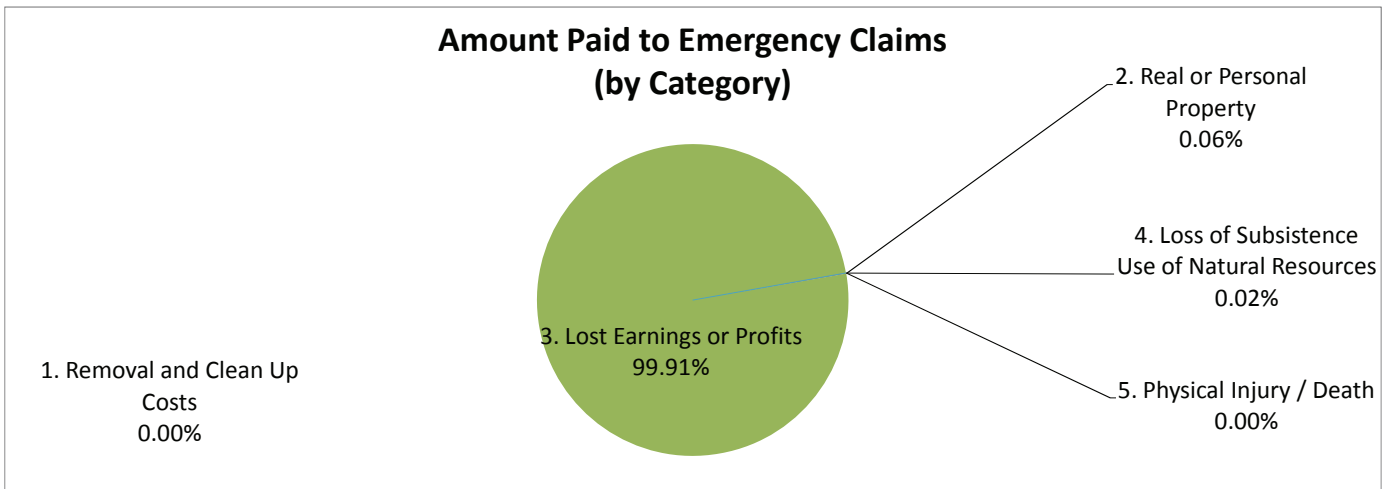
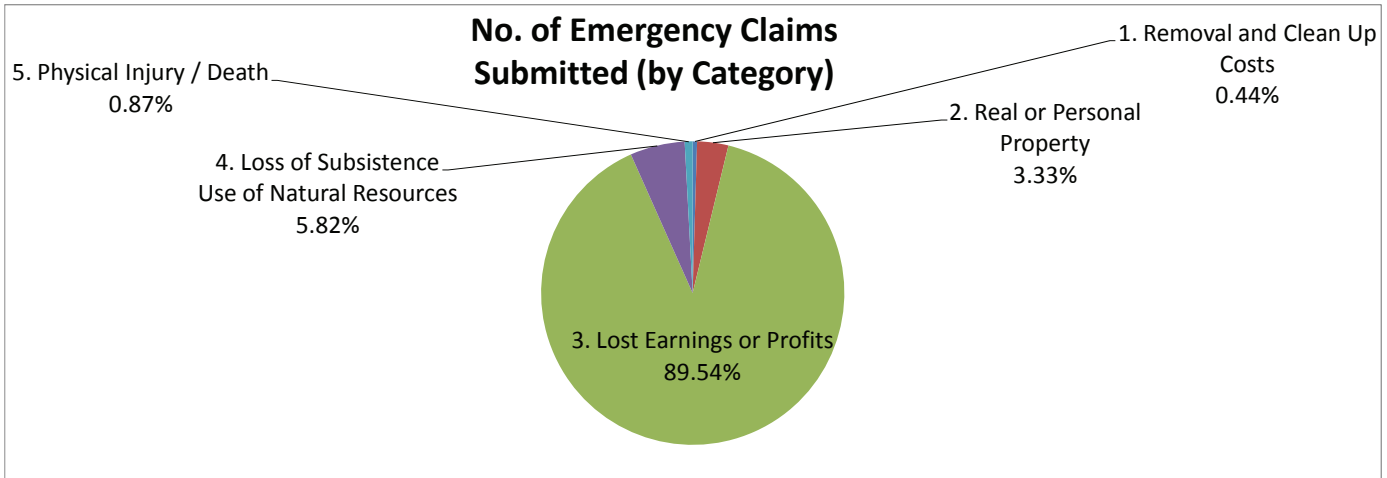
Business Amount Paid by Value Range



GCCF Program Statistics - Overall Summary
(as of September 04, 2010, 5:05 PM ET)

Emergency Advance Claim Counts by Category

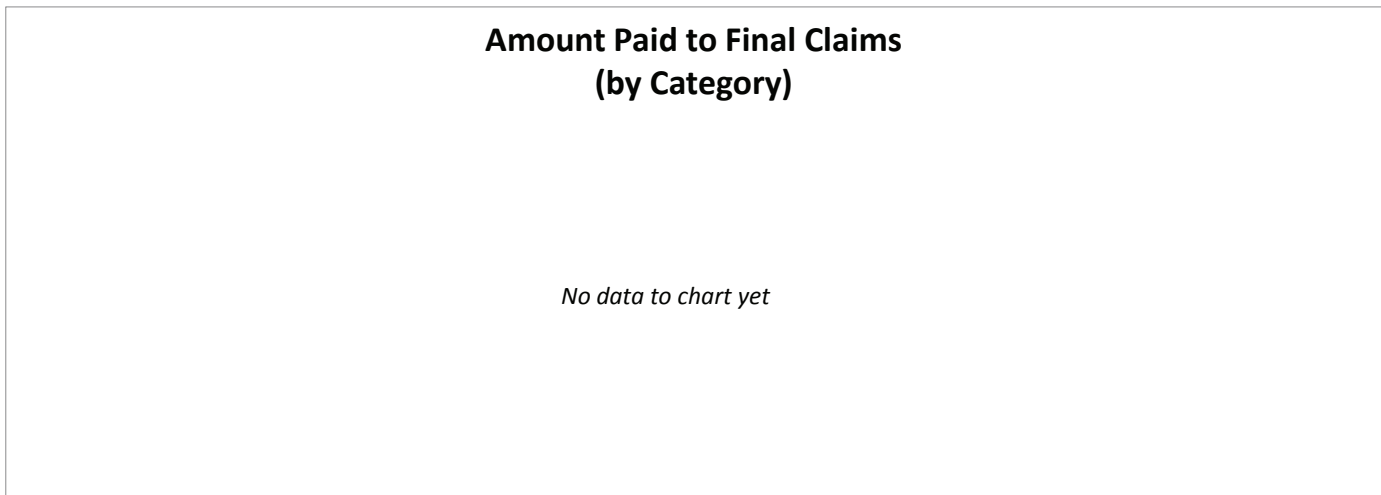

Claims for Emergency Advance Payment	Claims Submitted	No. of Claims Paid	Amount Paid
1. Removal and Clean Up Costs	190	0	\$ -
2. Real or Personal Property	1,437	2	\$ 35,163.38
3. Lost Earnings or Profits	38,663	6,693	\$ 54,693,952.82
4. Loss of Subsistence Use of Natural Resources	2,513	5	\$ 12,970.00
5. Physical Injury / Death	376	3	\$ 736.50
Total to Date	43,179	6,703	\$ 54,742,822.70



GCCF Program Statistics - Overall Summary
(as of September 04, 2010, 5:05 PM ET)

Final Payment Claim Counts by Category

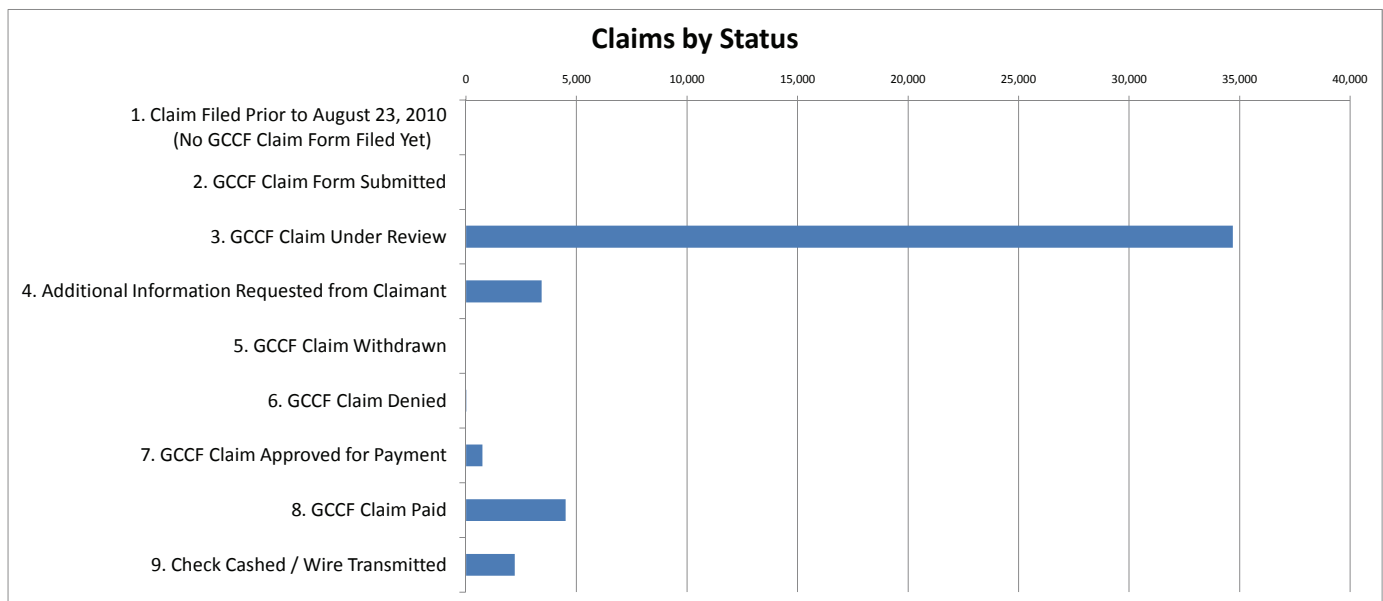
Claims Seeking Final Payment	Claims Submitted	No. of Claims Paid	Amount Paid
1. Removal and Clean Up Costs	92	0	\$ -
2. Real or Personal Property	462	0	\$ -
3. Lost Earnings or Profits	1,259	0	\$ -
4. Loss of Subsistence Use of Natural Resources	359	0	\$ -
5. Physical Injury / Death	214	0	\$ -
Total to Date	2,386	0	\$ -



GCCCF Program Statistics - Overall Summary (as of September 04, 2010, 5:05 PM ET)

Claim Counts by Status

Claim Status	No. of Claims
1. Claim Filed Prior to August 23, 2010 (No GCCCF Claim Form Filed Yet)	
2. GCCCF Claim Form Submitted	
3. GCCCF Claim Under Review	34,700
4. Additional Information Requested from Claimant	3,420
5. GCCCF Claim Withdrawn	
6. GCCCF Claim Denied	1
7. GCCCF Claim Approved for Payment	741
8. GCCCF Claim Paid	4,502
9. Check Cashed / Wire Transmitted	2,201
Total to Date	45,565



GCCF Program Statistics - Overall Summary (as of September 04, 2010, 5:05 PM ET)

Claims by Category and Amount

Claims by Category and Amount	No. of Claims Paid	Amount Paid
1. Removal and Clean Up Costs		
a. \$0.01 - \$5,000.00	0	\$ -
b. \$5,000.01 - \$10,000.00	0	\$ -
c. \$10,000.01 - \$25,000.00	0	\$ -
d. \$25,000.01 - \$100,000.00	0	\$ -
e. \$100,000.01 - \$500,000.01	0	\$ -
f. Over \$500,000.00	0	\$ -
Sub-Total to Date	0	\$ -
2. Real or Personal Property		
a. \$0.01 - \$5,000.00	0	\$ -
b. \$5,000.01 - \$10,000.00	1	\$ 8,600.00
c. \$10,000.01 - \$25,000.00	0	\$ -
d. \$25,000.01 - \$100,000.00	1	\$ 26,563.38
e. \$100,000.01 - \$500,000.01	0	\$ -
f. Over \$500,000.00	0	\$ -
Sub-Total to Date	2	\$ 35,163.38
3. Lost Earnings or Profits		
a. \$0.01 - \$5,000.00	3857	\$ 9,024,698.43
b. \$5,000.01 - \$10,000.00	1613	\$ 11,465,139.69
c. \$10,000.01 - \$25,000.00	978	\$ 14,676,914.70
d. \$25,000.01 - \$100,000.00	225	\$ 9,748,100.00
e. \$100,000.01 - \$500,000.01	19	\$ 2,494,100.00
f. Over \$500,000.00	1	\$ 7,285,000.00
Sub-Total to Date	6693	\$ 54,693,952.82

GCCF Program Statistics - Overall Summary
(as of September 04, 2010, 5:05 PM ET)

Claims by Category and Amount

Claims by Category and Amount	No. of Claims Paid	Amount Paid
4. Loss of Subsistence Use of Natural Resources		
a. \$0.01 - \$5,000.00	5	\$ 12,970.00
b. \$5,000.01 - \$10,000.00	0	\$ -
c. \$10,000.01 - \$25,000.00	0	\$ -
d. \$25,000.01 - \$100,000.00	0	\$ -
e. \$100,000.01 - \$500,000.01	0	\$ -
f. Over \$500,000.00	0	\$ -
Sub-Total to Date	5	\$ 12,970.00
5. Physical Injury / Death		
a. \$0.01 - \$5,000.00	3	\$ 736.50
b. \$5,000.01 - \$10,000.00	0	\$ -
c. \$10,000.01 - \$25,000.00	0	\$ -
d. \$25,000.01 - \$100,000.00	0	\$ -
e. \$100,000.01 - \$500,000.01	0	\$ -
f. Over \$500,000.00	0	\$ -
Sub-Total to Date	3	\$ 736.50
6. Other Claims		
a. \$0.01 - \$5,000.00	0	\$ -
b. \$5,000.01 - \$10,000.00	0	\$ -
c. \$10,000.01 - \$25,000.00	0	\$ -
d. \$25,000.01 - \$100,000.00	0	\$ -
e. \$100,000.01 - \$500,000.01	0	\$ -
f. Over \$500,000.00	0	\$ -
Sub-Total to Date	0	\$ -
Total to Date	6703	\$ 54,742,822.70

GCCF Program Statistics - Overall Summary
(as of September 04, 2010, 5:05 PM ET)

Claims by State

Claim State of Origin	Claims Submitted	No. of Claims Paid	Amount Paid
Louisiana	12,360	2,048	\$27,957,305.42
Florida	14,099	2,170	\$11,584,116.46
Alabama	11,375	1,668	\$8,186,584.12
Mississippi	5,763	636	\$5,433,216.70
Texas	1,229	180	\$1,576,200.00
Others	739	1	\$5,400.00
Total to Date	45,565	6,703	\$ 54,742,822.70

