

GCCF Program Statistics - Overall Summary (as of September 03, 2010, 5:05 PM ET)

These Summary Reports provide information for claims submitted to the GCCF, which commenced operation on August 23, 2010. The GCCF is in the process of reviewing and integrating the data for all claimant records and supporting documentation filed with the BP Claims Center prior to August 23, 2010. This data has been transferred from the BP Claims Center to the GCCF. Once that review and integration process is completed, the GCCF will provide a comprehensive report on all claims filed and payments made to date. The number below includes new claimants and claimants applying for additional emergency benefits.

Claimants <i>(Claimants may have one or more claims)</i>	No. of Claimants	No. of Claims
1. Individual*	26,079	28,221
2. Business*	14,784	16,164
<i>*Individual v. Business classification is subject to change.</i>		
Total to Date**	40,863	44,385
<i>**Number of Claimants / Claims is under review to isolate duplication, if any.</i>		

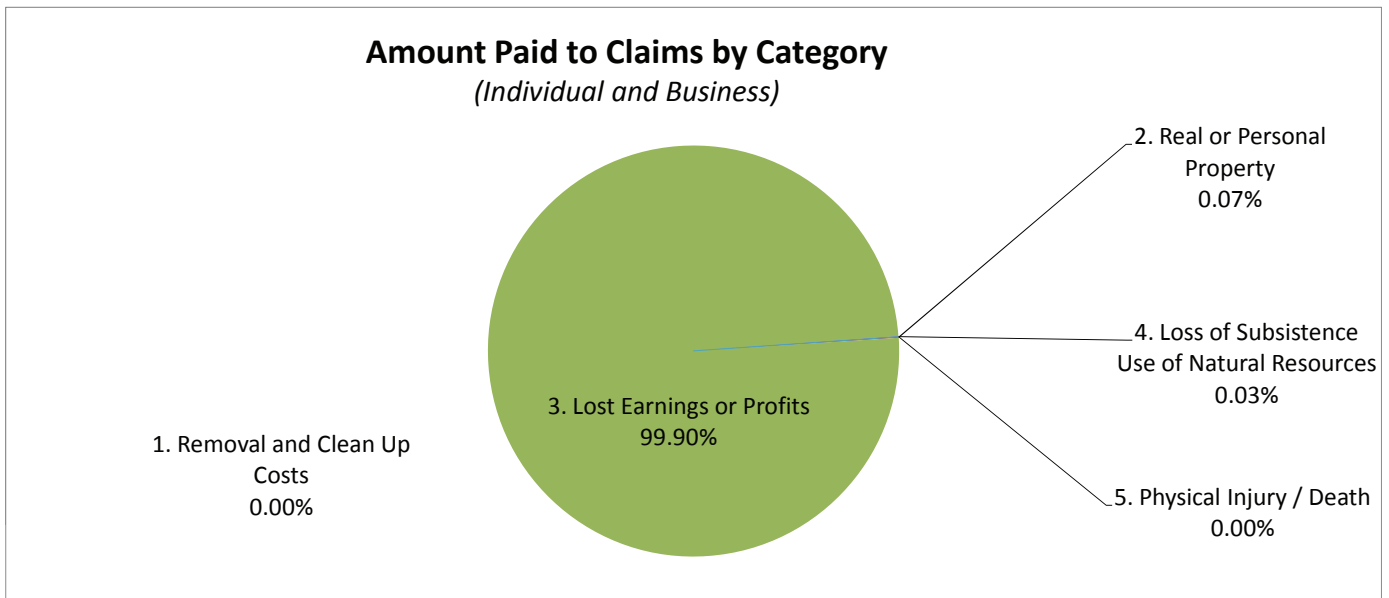
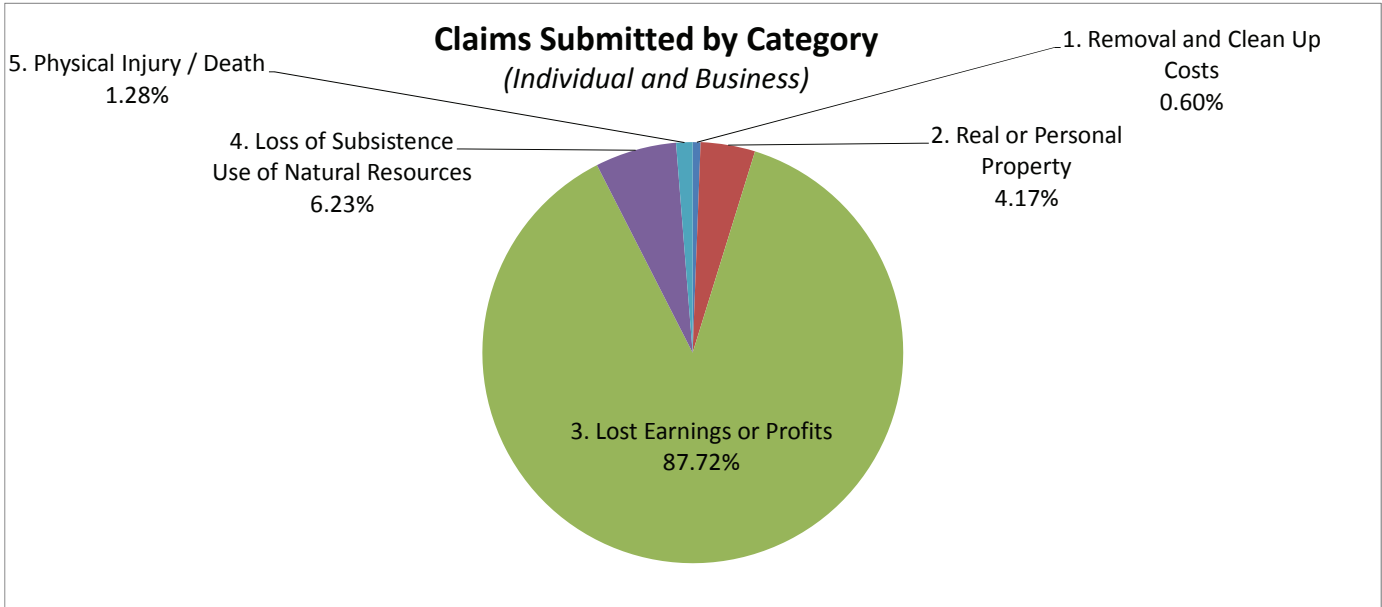
Claims by Emergency Or Final Payment	Claims Submitted	No. of Claims Paid or Approved for Payment	No. of Claims Paid	Amount Paid
1. Emergency Advance Payment	42,136	6,628	5,926	\$ 47,442,302.69
2. Final Claim*	2,249	0	0	\$ -
<i>*Review underway to determine whether claimant intended to file Final Claim.</i>				
Total to Date	44,385	6,628	5,926	\$ 47,442,302.69

Claims by Category <i>(includes Individual and Business)</i>	Claims Submitted	No. of Claims Paid	Amount Paid
1. Removal and Clean Up Costs	266	0	\$0.00
2. Real or Personal Property	1,851	2	\$35,163.38
3. Lost Earnings or Profits	38,933	5,916	\$47,393,432.81
4. Loss of Subsistence Use of Natural Resources	2,766	5	\$12,970.00
5. Physical Injury / Death	569	3	\$736.50
Sub-Total to Date	44,385	5,926	\$ 47,442,302.69

Separate Fund for Real Estate Brokers and Agents			\$ 34,500,000.00
Total to Date			\$ 81,942,302.69

Claims by Type	No. of Claims Paid	Amount Paid
1. Individual	4,076	\$ 21,645,393.94
2. Business	1,850	\$ 25,796,908.75
Total to Date	5,926	\$ 47,442,302.69

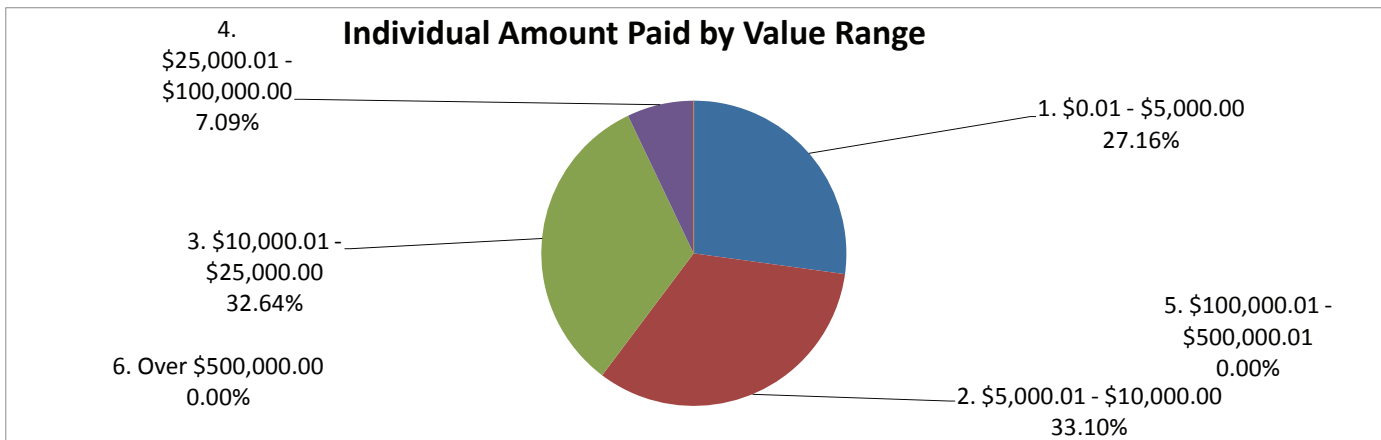
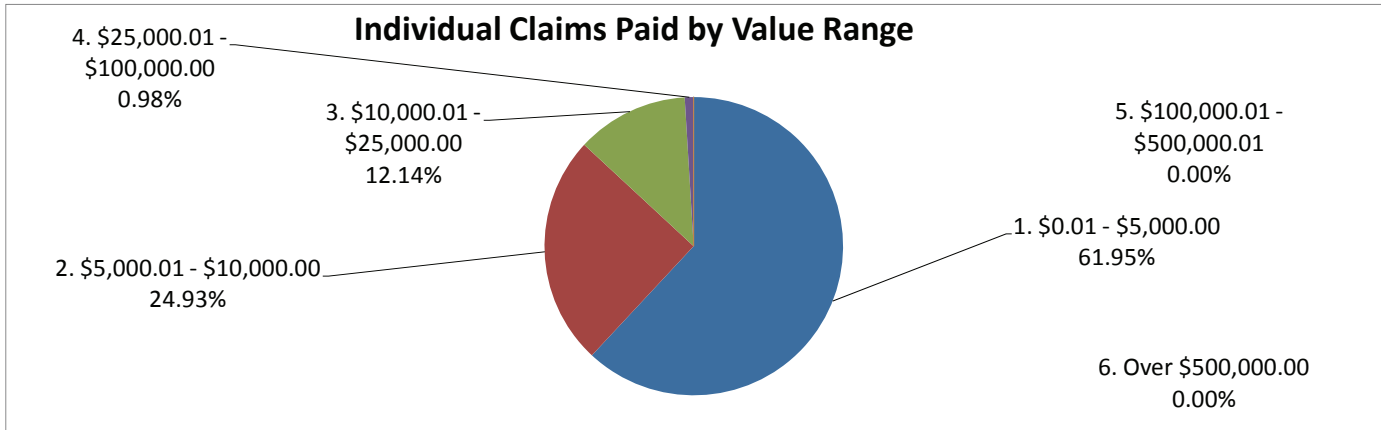
GCCF Program Statistics - Overall Summary
(as of September 03, 2010, 5:05 PM ET)



GCCF Program Statistics - Overall Summary
(as of September 03, 2010, 5:05 PM ET)

Individual Claims by Amount

Claims by Amount	No. of Claims Paid	Amount Paid
1. \$0.01 - \$5,000.00	2525	\$ 5,879,396.18
2. \$5,000.01 - \$10,000.00	1016	\$ 7,164,819.68
3. \$10,000.01 - \$25,000.00	495	\$ 7,065,814.70
4. \$25,000.01 - \$100,000.00	40	\$ 1,535,363.38
5. \$100,000.01 - \$500,000.01	0	\$ -
6. Over \$500,000.00	0	\$ -
Total to Date	4,076	\$ 21,645,393.94

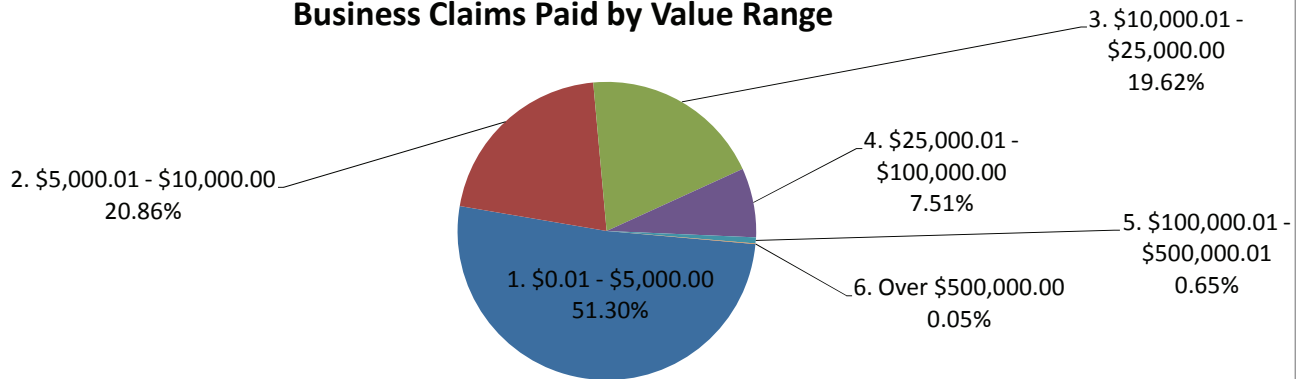


GCCF Program Statistics - Overall Summary
(as of September 03, 2010, 5:05 PM ET)

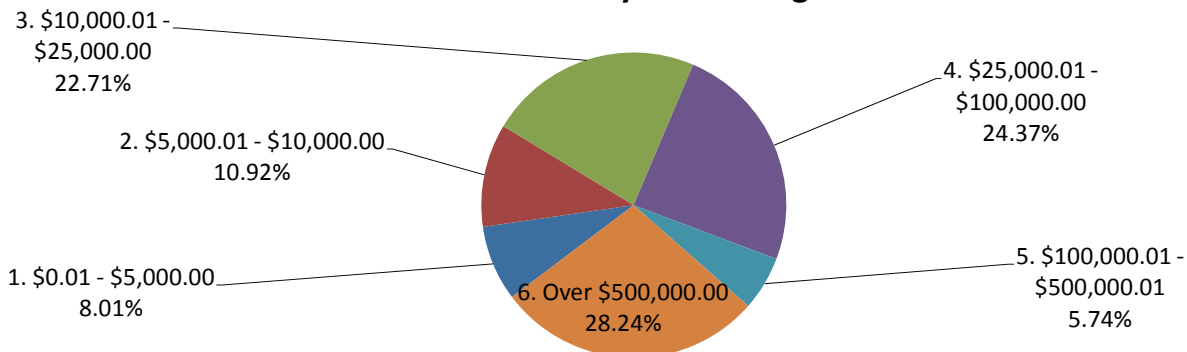
Business Claims by Amount

Claims by Amount	No. of Claims Paid	Amount Paid
1. \$0.01 - \$5,000.00	949	\$ 2,067,108.75
2. \$5,000.01 - \$10,000.00	386	\$ 2,818,300.00
3. \$10,000.01 - \$25,000.00	363	\$ 5,858,500.00
4. \$25,000.01 - \$100,000.00	139	\$ 6,287,200.00
5. \$100,000.01 - \$500,000.01	12	\$ 1,480,800.00
6. Over \$500,000.00	1	\$ 7,285,000.00
Total to Date	1,850	\$ 25,796,908.75

Business Claims Paid by Value Range



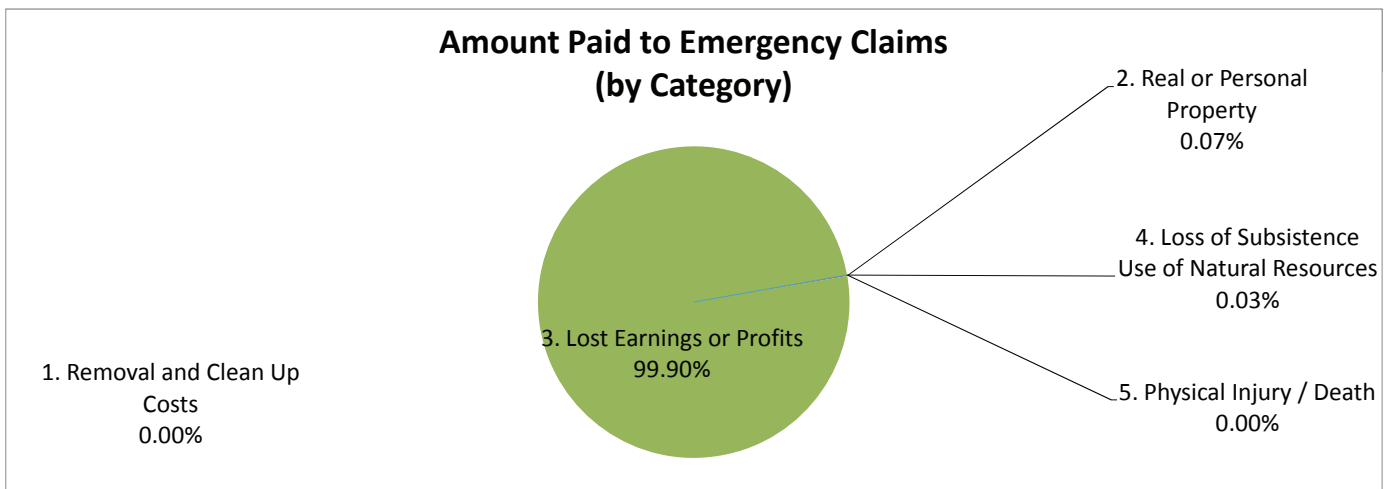
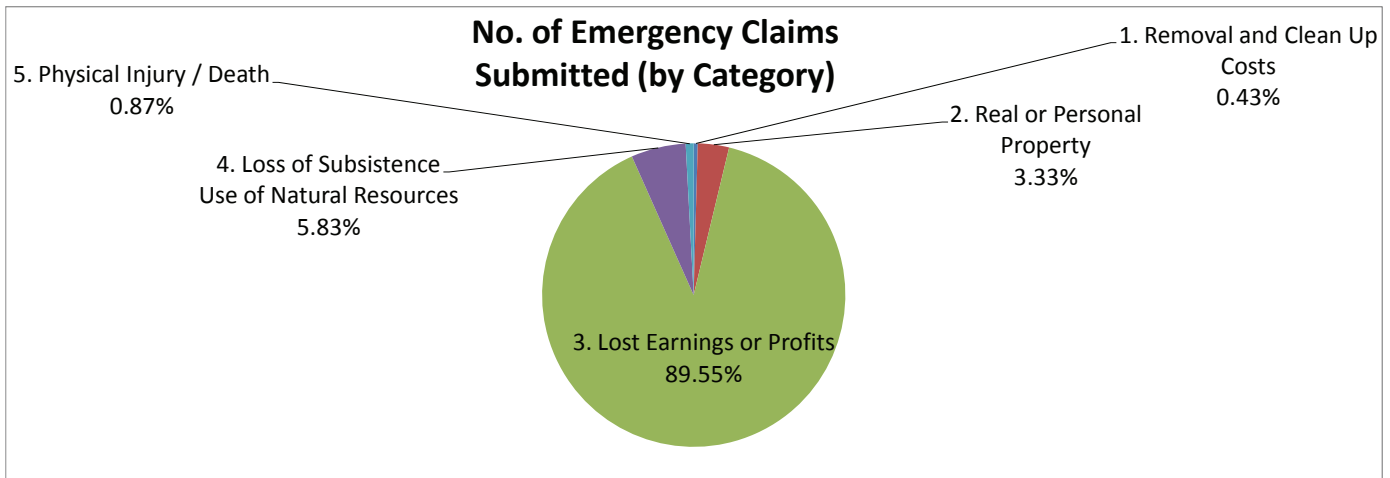
Business Amount Paid by Value Range



GCCF Program Statistics - Overall Summary (as of September 03, 2010, 5:05 PM ET)

Emergency Advance Claim Counts by Category


Claims for Emergency Advance Payment	Claims Submitted	No. of Claims Paid	Amount Paid
1. Removal and Clean Up Costs	182	0	\$ -
2. Real or Personal Property	1,402	2	\$ 35,163.38
3. Lost Earnings or Profits	37,732	5,916	\$ 47,393,432.81
4. Loss of Subsistence Use of Natural Resources	2,455	5	\$ 12,970.00
5. Physical Injury / Death	365	3	\$ 736.50
Total to Date	42,136	5,926	\$ 47,442,302.69



GCCCF Program Statistics - Overall Summary (as of September 03, 2010, 5:05 PM ET)

Final Payment Claim Counts by Category

Claims Seeking Final Payment	Claims Submitted	No. of Claims Paid	Amount Paid
1. Removal and Clean Up Costs	84	0	\$ -
2. Real or Personal Property	449	0	\$ -
3. Lost Earnings or Profits	1,201	0	\$ -
4. Loss of Subsistence Use of Natural Resources	311	0	\$ -
5. Physical Injury / Death	204	0	\$ -
Total to Date	2,249	0	\$ -



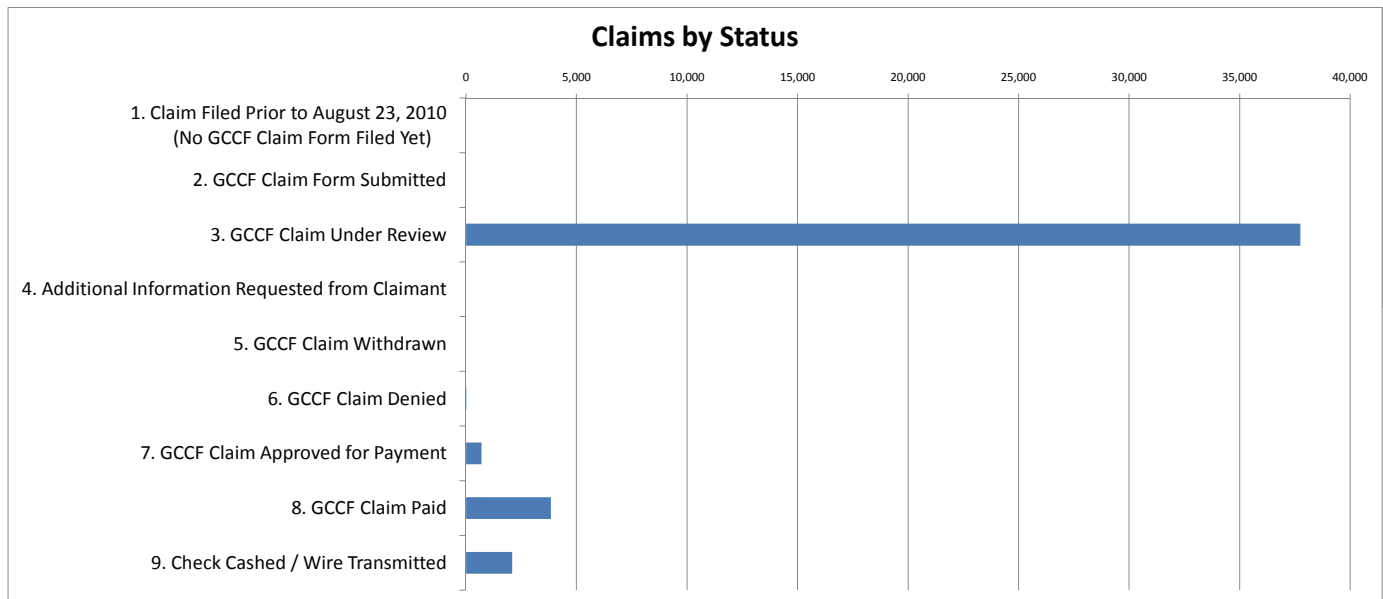
Amount Paid to Final Claims (by Category)

No data to chart yet

GCCCF Program Statistics - Overall Summary (as of September 03, 2010, 5:05 PM ET)

Claim Counts by Status

Claim Status	No. of Claims
1. Claim Filed Prior to August 23, 2010 (No GCCCF Claim Form Filed Yet)	
2. GCCCF Claim Form Submitted	
3. GCCCF Claim Under Review	37,756
4. Additional Information Requested from Claimant	
5. GCCCF Claim Withdrawn	
6. GCCCF Claim Denied	1
7. GCCCF Claim Approved for Payment	702
8. GCCCF Claim Paid	3,838
9. Check Cashed / Wire Transmitted	2,088
Total to Date	44,385



GCCF Program Statistics - Overall Summary
(as of September 03, 2010, 5:05 PM ET)

Claims by Category and Amount

Claims by Category and Amount	No. of Claims Paid	Amount Paid
1. Removal and Clean Up Costs		
a. \$0.01 - \$5,000.00	0	\$ -
b. \$5,000.01 - \$10,000.00	0	\$ -
c. \$10,000.01 - \$25,000.00	0	\$ -
d. \$25,000.01 - \$100,000.00	0	\$ -
e. \$100,000.01 - \$500,000.01	0	\$ -
f. Over \$500,000.00	0	\$ -
Sub-Total to Date	0	\$ -
2. Real or Personal Property		
a. \$0.01 - \$5,000.00	0	\$ -
b. \$5,000.01 - \$10,000.00	1	\$ 8,600.00
c. \$10,000.01 - \$25,000.00	0	\$ -
d. \$25,000.01 - \$100,000.00	1	\$ 26,563.38
e. \$100,000.01 - \$500,000.01	0	\$ -
f. Over \$500,000.00	0	\$ -
Sub-Total to Date	2	\$ 35,163.38
3. Lost Earnings or Profits		
a. \$0.01 - \$5,000.00	3466	\$ 7,932,798.43
b. \$5,000.01 - \$10,000.00	1401	\$ 9,974,519.68
c. \$10,000.01 - \$25,000.00	858	\$ 12,924,314.70
d. \$25,000.01 - \$100,000.00	178	\$ 7,796,000.00
e. \$100,000.01 - \$500,000.01	12	\$ 1,480,800.00
f. Over \$500,000.00	1	\$ 7,285,000.00
Sub-Total to Date	5916	\$ 47,393,432.81

GCCF Program Statistics - Overall Summary (as of September 03, 2010, 5:05 PM ET)

Claims by Category and Amount

Claims by Category and Amount	No. of Claims Paid	Amount Paid
4. Loss of Subsistence Use of Natural Resources		
a. \$0.01 - \$5,000.00	5	\$ 12,970.00
b. \$5,000.01 - \$10,000.00	0	\$ -
c. \$10,000.01 - \$25,000.00	0	\$ -
d. \$25,000.01 - \$100,000.00	0	\$ -
e. \$100,000.01 - \$500,000.01	0	\$ -
f. Over \$500,000.00	0	\$ -
Sub-Total to Date	5	\$ 12,970.00
5. Physical Injury / Death		
a. \$0.01 - \$5,000.00	3	\$ 736.50
b. \$5,000.01 - \$10,000.00	0	\$ -
c. \$10,000.01 - \$25,000.00	0	\$ -
d. \$25,000.01 - \$100,000.00	0	\$ -
e. \$100,000.01 - \$500,000.01	0	\$ -
f. Over \$500,000.00	0	\$ -
Sub-Total to Date	3	\$ 736.50
6. Other Claims		
a. \$0.01 - \$5,000.00	0	\$ -
b. \$5,000.01 - \$10,000.00	0	\$ -
c. \$10,000.01 - \$25,000.00	0	\$ -
d. \$25,000.01 - \$100,000.00	0	\$ -
e. \$100,000.01 - \$500,000.01	0	\$ -
f. Over \$500,000.00	0	\$ -
Sub-Total to Date	0	\$ -
Total to Date	5926	\$ 47,442,302.69

GCCF Program Statistics - Overall Summary
(as of September 03, 2010, 5:05 PM ET)

Claims by State

Claim State of Origin	Claims Submitted	No. of Claims Paid	Amount Paid
Louisiana	12,098	1,829	\$24,838,985.41
Florida	13,772	1,917	\$10,049,116.46
Alabama	11,052	1,458	\$6,874,584.12
Mississippi	5,603	547	\$4,275,316.70
Texas	1,143	175	\$1,404,300.00
Others	717	0	\$0.00
Total to Date	44,385	5,926	\$ 47,442,302.69

