

GCCF Program Statistics - Overall Summary (as of September 02, 2010, 5:05 PM ET)

These Summary Reports provide information for claims submitted to the GCCF, which commenced operation on August 23, 2010. The GCCF is in the process of reviewing and integrating the data for all claimant records and supporting documentation filed with the BP Claims Center prior to August 23, 2010. This data has been transferred from the BP Claims Center to the GCCF. Once that review and integration process is completed, the GCCF will provide a comprehensive report on all claims filed and payments made to date. The number below includes new claimants and claimants applying for additional emergency benefits.

Claimants <i>(Claimants may have one or more claims)</i>	No. of Claimants	No. of Claims
1. Individual*	25,236	27,304
2. Business*	13,812	15,094
<i>*Individual v. Business classification is subject to change.</i>		
Total to Date**	39,048	42,398
<i>**Number of Claimants / Claims is under review to isolate duplication, if any.</i>		

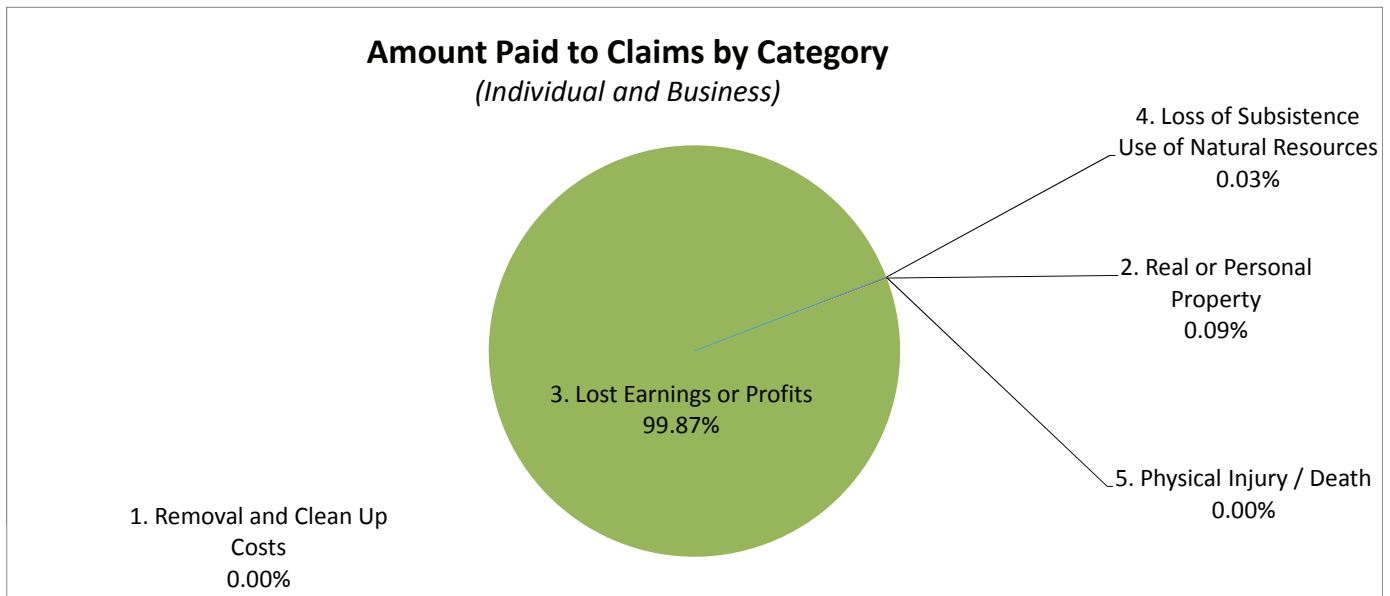
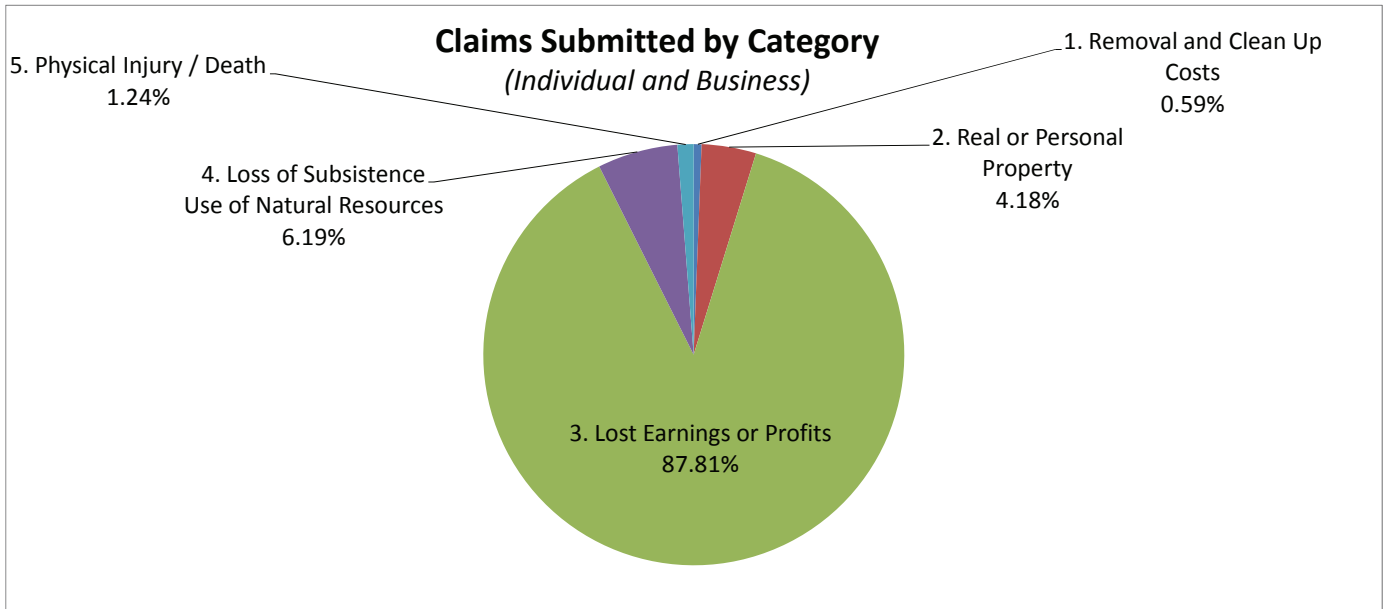
Claims by Emergency Or Final Payment	Claims Submitted	No. of Claims Paid or Approved for Payment	No. of Claims Paid	Amount Paid
1. Emergency Advance Payment	40,287	5,936	4,909	\$ 38,537,922.70
2. Final Claim*	2,111	0	0	\$ -
<i>*Review underway to determine whether claimant intended to file Final Claim.</i>				
Total to Date	42,398	5,936	4,909	\$ 38,537,922.70

Claims by Category <i>(includes Individual and Business)</i>	Claims Submitted	No. of Claims Paid	Amount Paid
1. Removal and Clean Up Costs	251	0	\$0.00
2. Real or Personal Property	1,771	2	\$35,163.38
3. Lost Earnings or Profits	37,228	4,899	\$38,489,052.82
4. Loss of Subsistence Use of Natural Resources	2,623	5	\$12,970.00
5. Physical Injury / Death	525	3	\$736.50
Sub-Total to Date	42,398	4,909	\$ 38,537,922.70

Separate Fund for Real Estate Brokers and Agents			\$ 34,500,000.00
Total to Date			\$ 73,037,922.70

Claims by Type	No. of Claims Paid	Amount Paid
1. Individual	3,404	\$ 17,824,313.95
2. Business	1,505	\$ 20,713,608.75
Total to Date	4,909	\$ 38,537,922.70

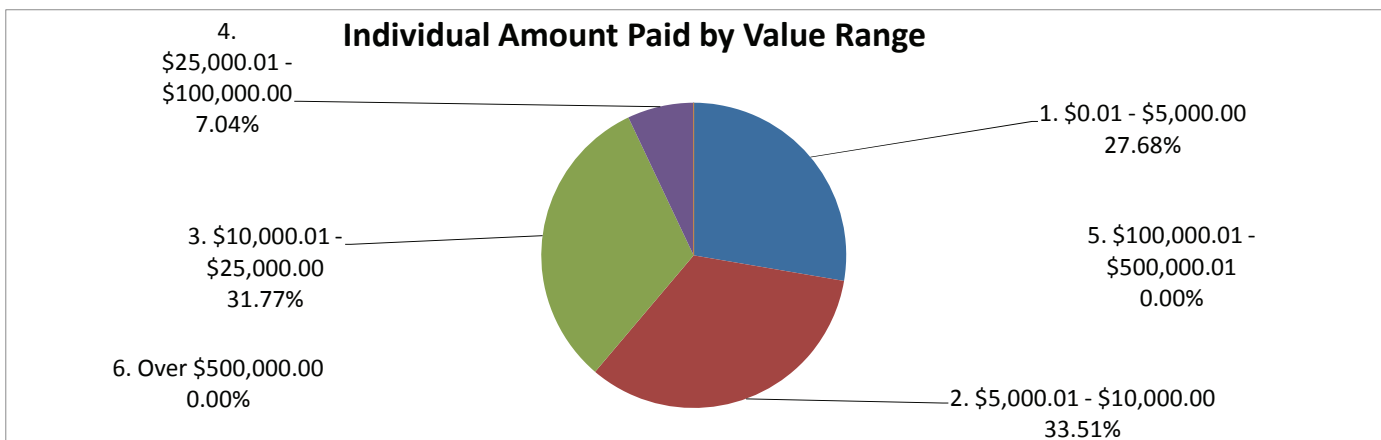
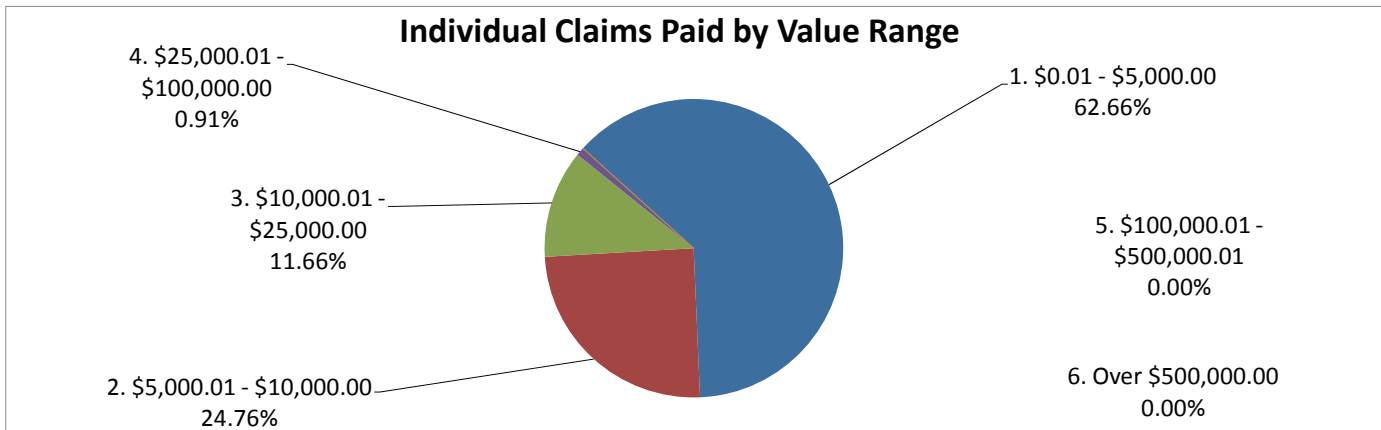
GCCF Program Statistics - Overall Summary
(as of September 02, 2010, 5:05 PM ET)



GCCCF Program Statistics - Overall Summary (as of September 02, 2010, 5:05 PM ET)

Individual Claims by Amount

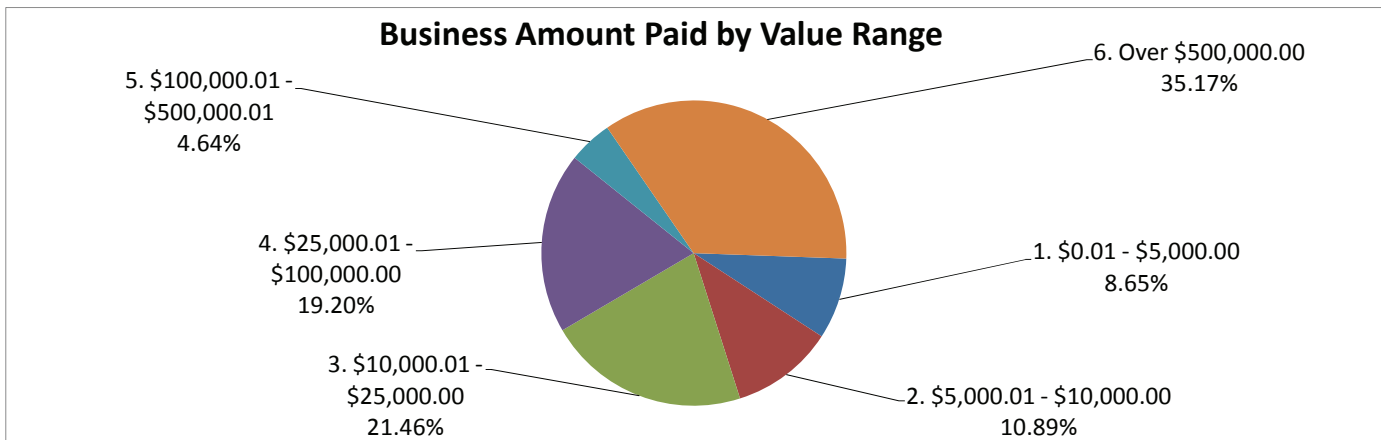
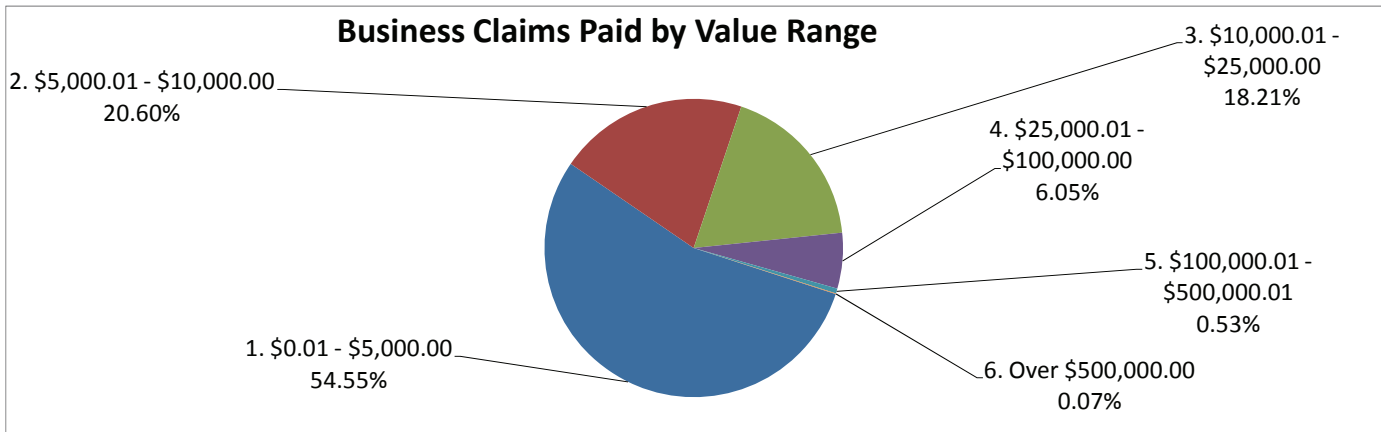
Claims by Amount	No. of Claims Paid	Amount Paid
1. \$0.01 - \$5,000.00	2133	\$ 4,934,496.18
2. \$5,000.01 - \$10,000.00	843	\$ 5,972,639.69
3. \$10,000.01 - \$25,000.00	397	\$ 5,662,414.70
4. \$25,000.01 - \$100,000.00	31	\$ 1,254,763.38
5. \$100,000.01 - \$500,000.01	0	\$ -
6. Over \$500,000.00	0	\$ -
Total to Date	3,404	\$ 17,824,313.95



GCCF Program Statistics - Overall Summary
(as of September 02, 2010, 5:05 PM ET)

Business Claims by Amount

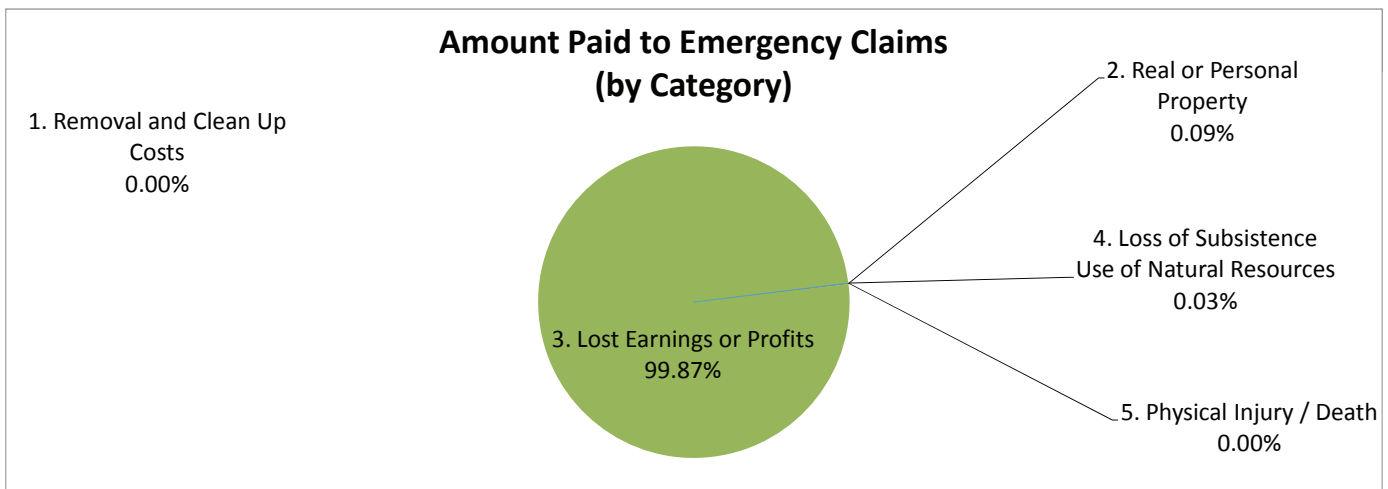
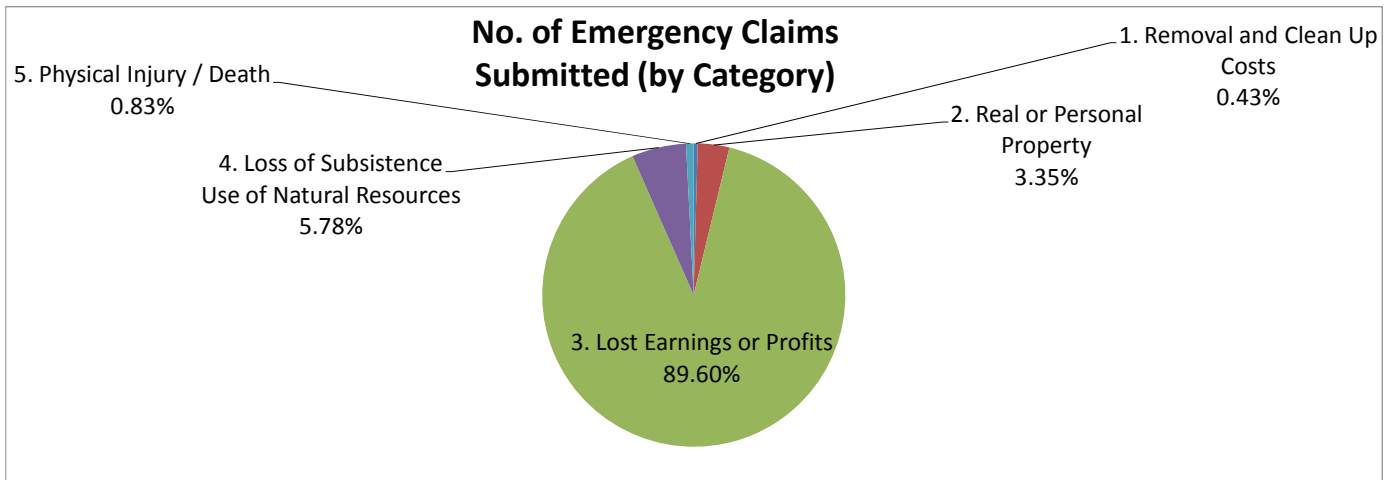
Claims by Amount	No. of Claims Paid	Amount Paid
1. \$0.01 - \$5,000.00	821	\$ 1,790,908.75
2. \$5,000.01 - \$10,000.00	310	\$ 2,255,500.00
3. \$10,000.01 - \$25,000.00	274	\$ 4,444,200.00
4. \$25,000.01 - \$100,000.00	91	\$ 3,976,800.00
5. \$100,000.01 - \$500,000.01	8	\$ 961,200.00
6. Over \$500,000.00	1	\$ 7,285,000.00
Total to Date	1,505	\$ 20,713,608.75



GCCF Program Statistics - Overall Summary
(as of September 02, 2010, 5:05 PM ET)

Emergency Advance Claim Counts by Category


Claims for Emergency Advance Payment	Claims Submitted	No. of Claims Paid	Amount Paid
1. Removal and Clean Up Costs	175	0	\$ -
2. Real or Personal Property	1,350	2	\$ 35,163.38
3. Lost Earnings or Profits	36,099	4,899	\$ 38,489,052.82
4. Loss of Subsistence Use of Natural Resources	2,329	5	\$ 12,970.00
5. Physical Injury / Death	334	3	\$ 736.50
Total to Date	40,287	4,909	\$ 38,537,922.70



GCCCF Program Statistics - Overall Summary (as of September 02, 2010, 5:05 PM ET)

Final Payment Claim Counts by Category

Claims Seeking Final Payment	Claims Submitted	No. of Claims Paid	Amount Paid
1. Removal and Clean Up Costs	76	0	\$ -
2. Real or Personal Property	421	0	\$ -
3. Lost Earnings or Profits	1,129	0	\$ -
4. Loss of Subsistence Use of Natural Resources	294	0	\$ -
5. Physical Injury / Death	191	0	\$ -
Total to Date	2,111	0	\$ -



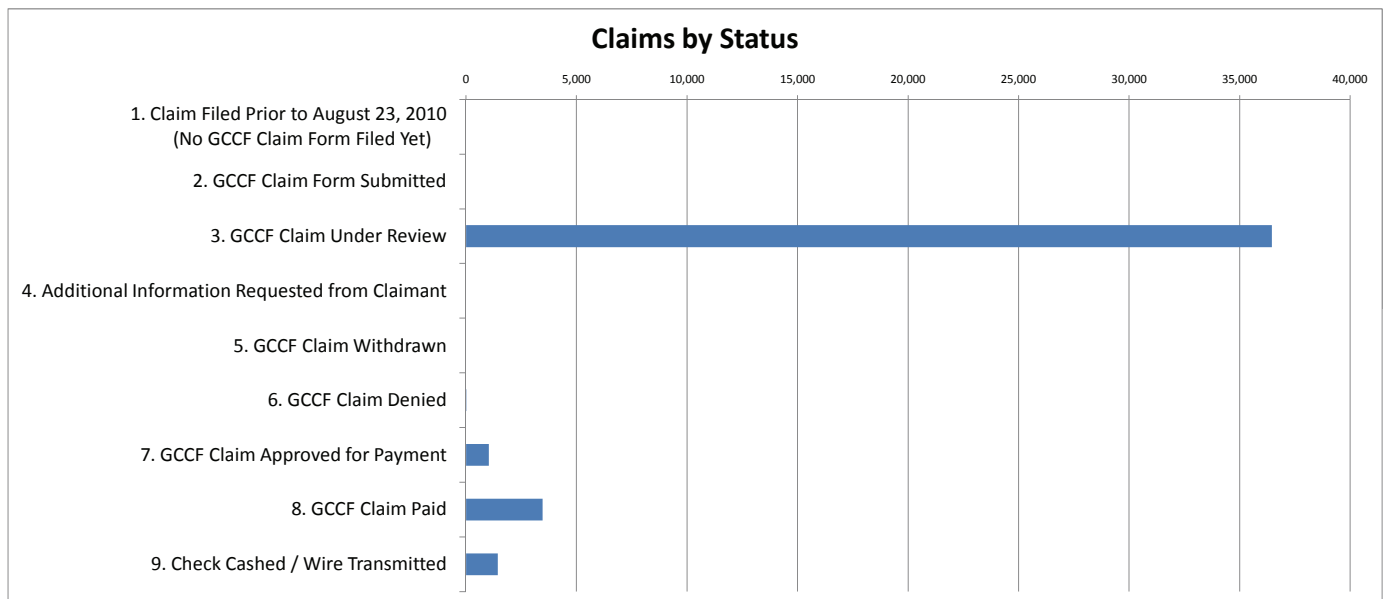
Amount Paid to Final Claims (by Category)

No data to chart yet

GCCCF Program Statistics - Overall Summary (as of September 02, 2010, 5:05 PM ET)

Claim Counts by Status

Claim Status	No. of Claims	Avg. Age of Claims
1. Claim Filed Prior to August 23, 2010 (No GCCCF Claim Form Filed Yet)		
2. GCCCF Claim Form Submitted		
3. GCCCF Claim Under Review	36,461	
4. Additional Information Requested from Claimant		
5. GCCCF Claim Withdrawn		
6. GCCCF Claim Denied	1	
7. GCCCF Claim Approved for Payment	1,027	
8. GCCCF Claim Paid	3,466	
9. Check Cashed / Wire Transmitted	1,443	
Total to Date	42,398	



GCCF Program Statistics - Overall Summary (as of September 02, 2010, 5:05 PM ET)

Claims by Category and Amount

Claims by Category and Amount	No. of Claims Paid	Amount Paid
1. Removal and Clean Up Costs		
a. \$0.01 - \$5,000.00	0	\$ -
b. \$5,000.01 - \$10,000.00	0	\$ -
c. \$10,000.01 - \$25,000.00	0	\$ -
d. \$25,000.01 - \$100,000.00	0	\$ -
e. \$100,000.01 - \$500,000.01	0	\$ -
f. Over \$500,000.00	0	\$ -
Sub-Total to Date	0	\$ -
2. Real or Personal Property		
a. \$0.01 - \$5,000.00	0	\$ -
b. \$5,000.01 - \$10,000.00	1	\$ 8,600.00
c. \$10,000.01 - \$25,000.00	0	\$ -
d. \$25,000.01 - \$100,000.00	1	\$ 26,563.38
e. \$100,000.01 - \$500,000.01	0	\$ -
f. Over \$500,000.00	0	\$ -
Sub-Total to Date	2	\$ 35,163.38
3. Lost Earnings or Profits		
a. \$0.01 - \$5,000.00	2946	\$ 6,711,698.43
b. \$5,000.01 - \$10,000.00	1152	\$ 8,219,539.69
c. \$10,000.01 - \$25,000.00	671	\$ 10,106,614.70
d. \$25,000.01 - \$100,000.00	121	\$ 5,205,000.00
e. \$100,000.01 - \$500,000.01	8	\$ 961,200.00
f. Over \$500,000.00	1	\$ 7,285,000.00
Sub-Total to Date	4899	\$ 38,489,052.82

GCCF Program Statistics - Overall Summary
(as of September 02, 2010, 5:05 PM ET)

Claims by Category and Amount

Claims by Category and Amount	No. of Claims Paid	Amount Paid
4. Loss of Subsistence Use of Natural Resources		
a. \$0.01 - \$5,000.00	5	\$ 12,970.00
b. \$5,000.01 - \$10,000.00	0	\$ -
c. \$10,000.01 - \$25,000.00	0	\$ -
d. \$25,000.01 - \$100,000.00	0	\$ -
e. \$100,000.01 - \$500,000.01	0	\$ -
f. Over \$500,000.00	0	\$ -
Sub-Total to Date	5	\$ 12,970.00
5. Physical Injury / Death		
a. \$0.01 - \$5,000.00	3	\$ 736.50
b. \$5,000.01 - \$10,000.00	0	\$ -
c. \$10,000.01 - \$25,000.00	0	\$ -
d. \$25,000.01 - \$100,000.00	0	\$ -
e. \$100,000.01 - \$500,000.01	0	\$ -
f. Over \$500,000.00	0	\$ -
Sub-Total to Date	3	\$ 736.50
6. Other Claims		
a. \$0.01 - \$5,000.00	0	\$ -
b. \$5,000.01 - \$10,000.00	0	\$ -
c. \$10,000.01 - \$25,000.00	0	\$ -
d. \$25,000.01 - \$100,000.00	0	\$ -
e. \$100,000.01 - \$500,000.01	0	\$ -
f. Over \$500,000.00	0	\$ -
Sub-Total to Date	0	\$ -
Total to Date	4909	\$ 38,537,922.70

GCCF Program Statistics - Overall Summary
(as of September 02, 2010, 5:05 PM ET)

Claims by State

Claim State of Origin	Claims Submitted	No. of Claims Paid	Amount Paid
Louisiana	11,724	1,462	\$20,505,805.42
Florida	13,068	1,622	\$8,263,716.46
Alabama	10,564	1,246	\$5,575,784.12
Mississippi	5,323	446	\$3,204,316.70
Texas	1,041	133	\$988,300.00
Others	678	0	\$0.00
Total to Date	42,398	4,909	\$ 38,537,922.70

