

GCCF Program Statistics - Overall Summary (as of August 31, 2010, 5:05 PM ET)

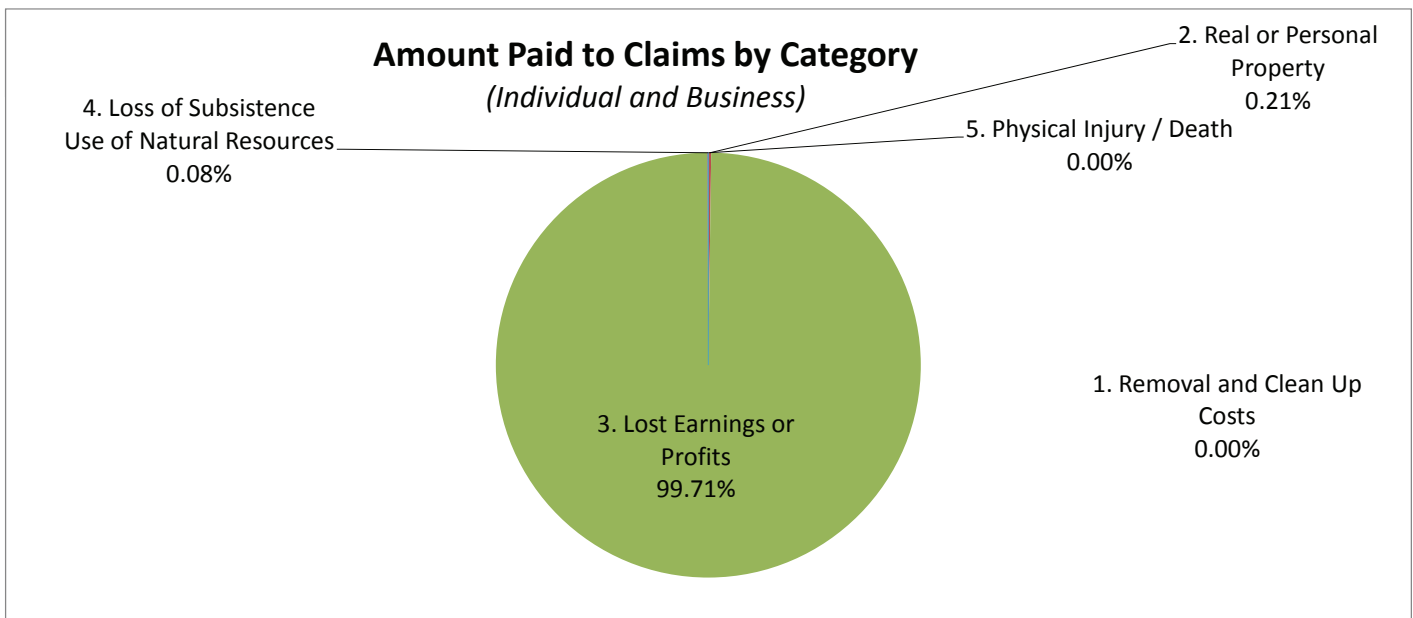

These Summary Reports provide information for claims submitted to the GCCF, which commenced operation on August 23, 2010. The GCCF is in the process of reviewing and integrating the data for all claimant records and supporting documentation filed with the BP Claims Center prior to August 23, 2010. This data has been transferred from the BP Claims Center to the GCCF. Once that review and integration process is completed, the GCCF will provide a comprehensive report on all claims filed and payments made to date. The number below includes new claimants and claimants applying for additional emergency benefits.

Claimants <i>(Claimants may have one or more claims)</i>	No. of Claimants	No. of Claims
1. Individual*	21,043	22,719
2. Business*	11,404	12,386
<i>*Individual v. Business classification is subject to change.</i>		
Total to Date**	32,447	35,105
<i>**Number of Claimants / Claims is under review to isolate duplication, if any.</i>		

Claims by Emergency Or Final Payment	Claims Submitted	No. of Claims Paid or Approved for Payment	No. of Claims Paid	Amount Paid
1. Emergency Advance Payment	33,562	3,861	2,910	\$ 16,806,279.19
2. Final Claim*	1,543	0	0	\$ -
<i>*Review underway to determine whether claimant intended to file Final Claim.</i>				
Total to Date	35,105	3,861	2,910	\$ 16,806,279.19

Claims by Category <i>(includes Individual and Business)</i>	Claims Submitted	No. of Claims Paid	Amount Paid
1. Removal and Clean Up Costs	195	0	\$ -
2. Real or Personal Property	1,416	2	\$ 35,163.38
3. Lost Earnings or Profits	30,986	2,900	\$ 16,757,409.31
4. Loss of Subsistence Use of Natural Resources	2,104	5	\$ 12,970.00
5. Physical Injury / Death	404	3	\$ 736.50
Total to Date	35,105	2,910	\$ 16,806,279.19

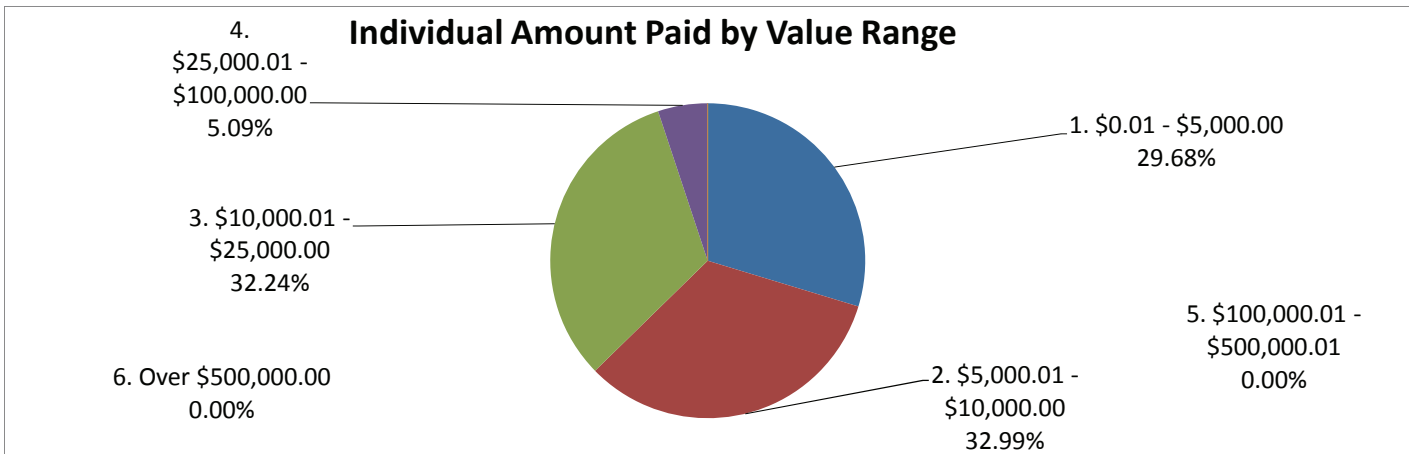
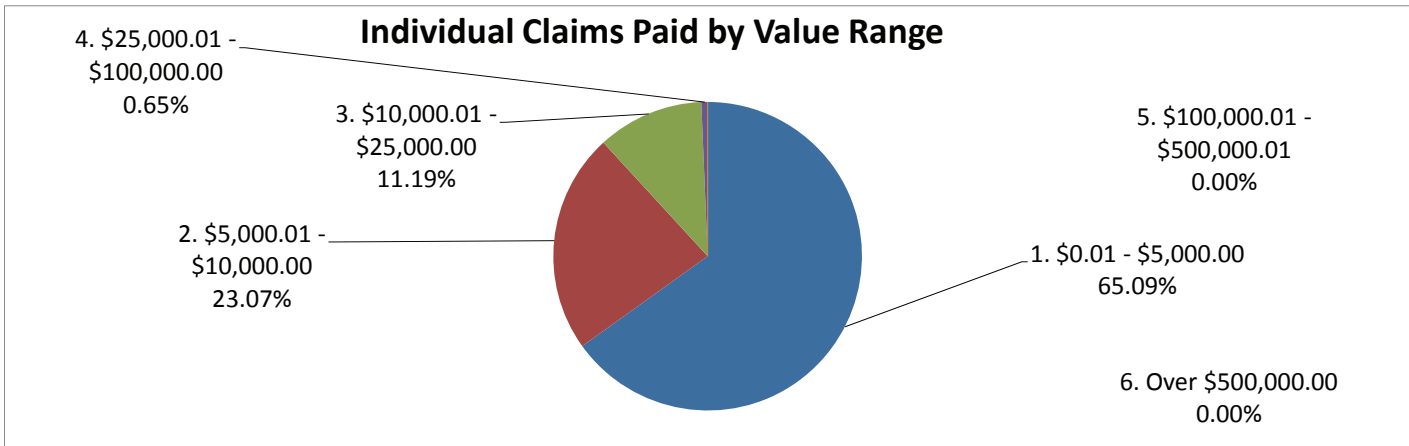
GCCF Program Statistics - Overall Summary
(as of August 31, 2010, 5:05 PM ET)



GCCF Program Statistics - Overall Summary
(as of August 31, 2010, 5:05 PM ET)

Individual Claims by Amount

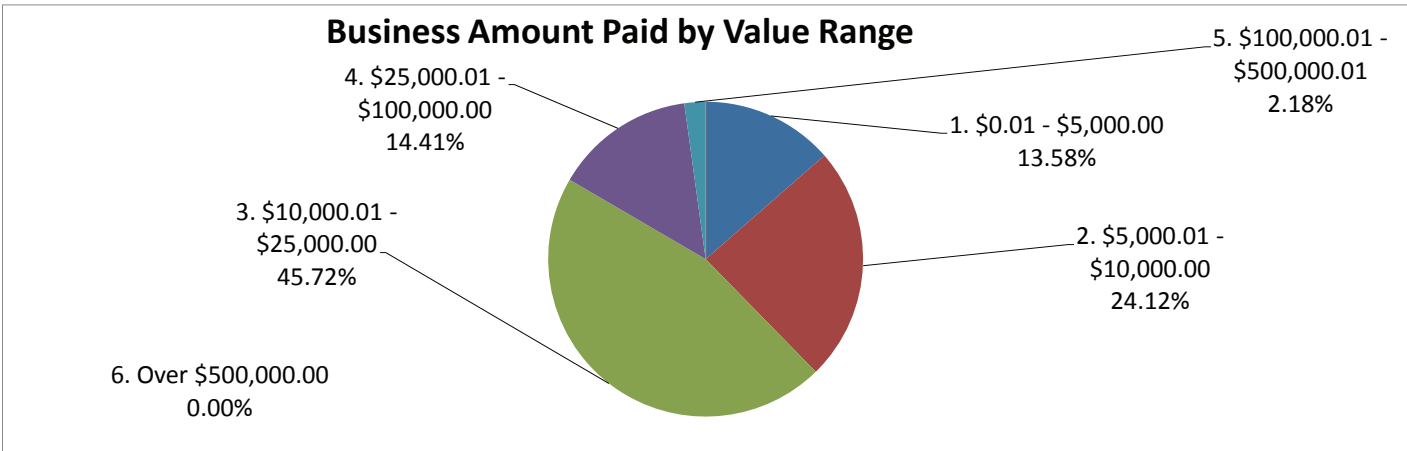
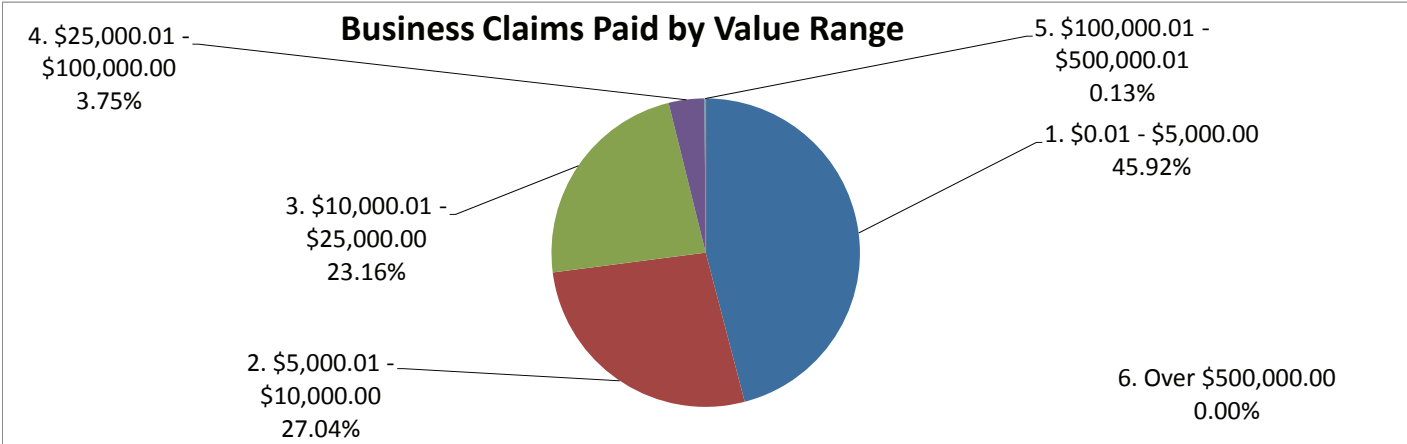
Claims by Amount	No. of Claims Paid	Amount Paid
1. \$0.01 - \$5,000.00	1408	\$ 3,188,410.97
2. \$5,000.01 - \$10,000.00	499	\$ 3,544,281.33
3. \$10,000.01 - \$25,000.00	242	\$ 3,463,214.76
4. \$25,000.01 - \$100,000.00	14	\$ 546,463.38
5. \$100,000.01 - \$500,000.01	0	\$ -
6. Over \$500,000.00	0	\$ -
Total to Date	2,163	\$ 10,742,370.44



GCCF Program Statistics - Overall Summary
 (as of August 31, 2010, 5:05 PM ET)

Business Claims by Amount

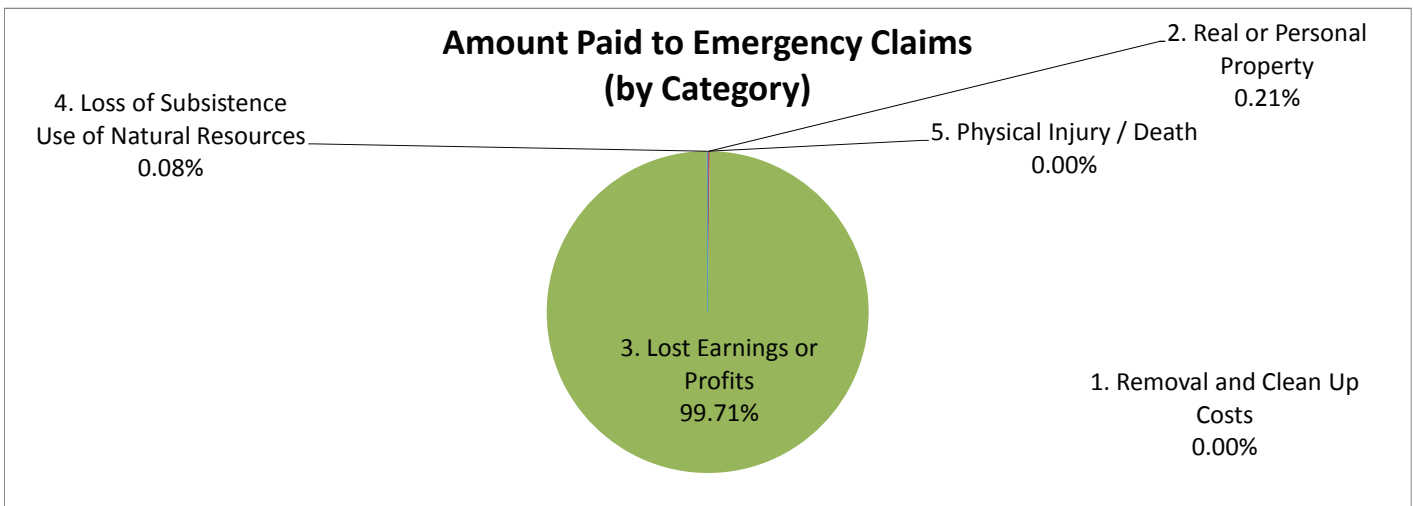
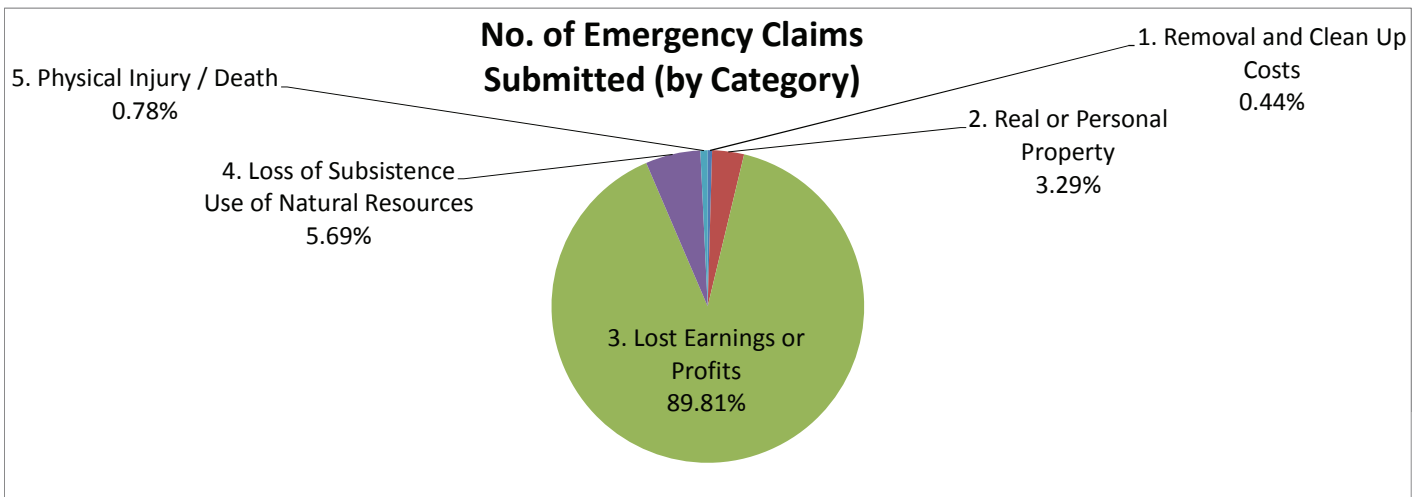
Claims by Amount	No. of Claims Paid	Amount Paid
1. \$0.01 - \$5,000.00	343	\$ 823,208.75
2. \$5,000.01 - \$10,000.00	202	\$ 1,462,500.00
3. \$10,000.01 - \$25,000.00	173	\$ 2,772,400.00
4. \$25,000.01 - \$100,000.00	28	\$ 873,700.00
5. \$100,000.01 - \$500,000.01	1	\$ 132,100.00
6. Over \$500,000.00	0	\$ -
Total to Date	747	\$ 6,063,908.75



GCCF Program Statistics - Overall Summary (as of August 31, 2010, 5:05 PM ET)

Emergency Advance Claim Counts by Type

Claims for Emergency Advance Payment	Claims Submitted	No. of Claims Paid	Amount Paid
1. Removal and Clean Up Costs	149	0	\$ -
2. Real or Personal Property	1,103	2	\$ 35,163.38
3. Lost Earnings or Profits	30,141	2,900	\$ 16,757,409.31
4. Loss of Subsistence Use of Natural Resources	1,908	5	\$ 12,970.00
5. Physical Injury / Death	261	3	\$ 736.50
Total to Date	33,562	2,910	\$ 16,806,279.19

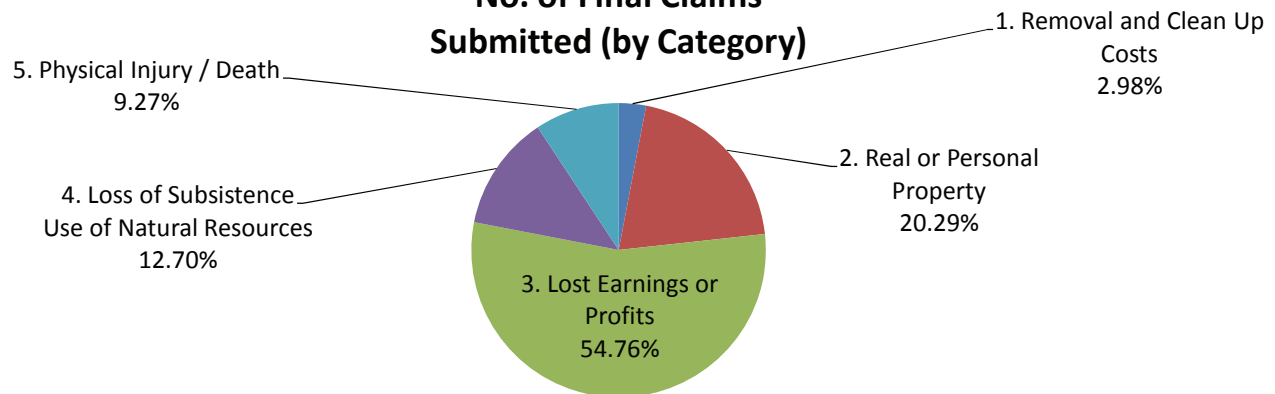


GCCCF Program Statistics - Overall Summary (as of August 31, 2010, 5:05 PM ET)

Final Payment Claim Counts by Type

Claims Seeking Final Payment	Claims Submitted	No. of Claims Paid	Amount Paid
1. Removal and Clean Up Costs	46	0	\$ -
2. Real or Personal Property	313	0	\$ -
3. Lost Earnings or Profits	845	0	\$ -
4. Loss of Subsistence Use of Natural Resources	196	0	\$ -
5. Physical Injury / Death	143	0	\$ -
Total to Date	1,543	0	\$ -

No. of Final Claims Submitted (by Category)



Amount Paid to Final Claims (by Category)

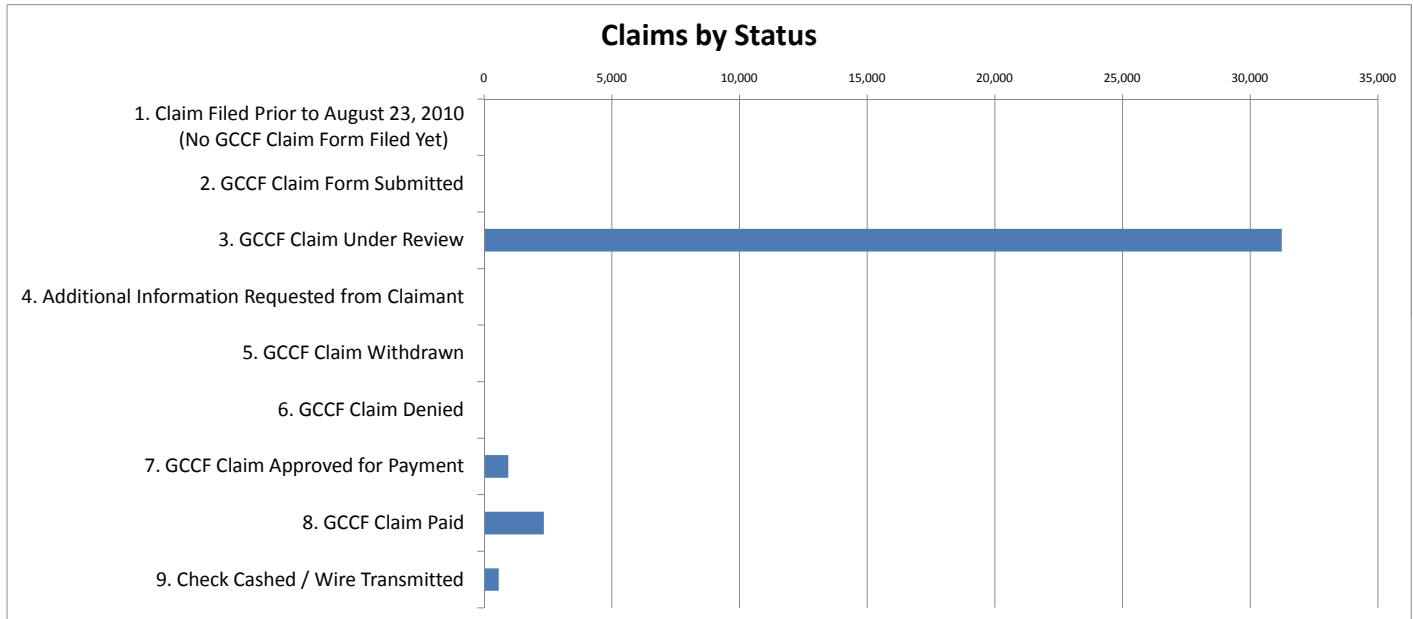
No data to chart yet

GCCF Program Statistics - Overall Summary

(as of August 31, 2010, 5:05 PM ET)

Claim Counts by Status

Claim Status	No. of Claims	Avg. Age of Claims
1. Claim Filed Prior to August 23, 2010 <i>(No GCCF Claim Form Filed Yet)</i>		
2. GCCF Claim Form Submitted		
3. GCCF Claim Under Review	31,243	
4. Additional Information Requested from Claimant		
5. GCCF Claim Withdrawn		
6. GCCF Claim Denied	1	
7. GCCF Claim Approved for Payment	951	
8. GCCF Claim Paid	2,334	
9. Check Cashed / Wire Transmitted	576	
Total to Date	35,105	



GCCF Program Statistics - Overall Summary (as of August 31, 2010, 5:05 PM ET)

Claims by Category and Amount

Claims by Category and Amount	No. of Claims Paid	Amount Paid
1. Removal and Clean Up Costs		
a. \$0.01 - \$5,000.00	0	\$ -
b. \$5,000.01 - \$10,000.00	0	\$ -
c. \$10,000.01 - \$25,000.00	0	\$ -
d. \$25,000.01 - \$100,000.00	0	\$ -
e. \$100,000.01 - \$500,000.01	0	\$ -
f. Over \$500,000.00	0	\$ -
Sub-Total to Date	0	\$ -
2. Real or Personal Property		
a. \$0.01 - \$5,000.00	0	\$ -
b. \$5,000.01 - \$10,000.00	1	\$ 8,600.00
c. \$10,000.01 - \$25,000.00	0	\$ -
d. \$25,000.01 - \$100,000.00	1	\$ 26,563.38
e. \$100,000.01 - \$500,000.01	0	\$ -
f. Over \$500,000.00	0	\$ -
Sub-Total to Date	2	\$ 35,163.38
3. Lost Earnings or Profits		
a. \$0.01 - \$5,000.00	1743	\$ 3,997,913.22
b. \$5,000.01 - \$10,000.00	700	\$ 4,998,181.33
c. \$10,000.01 - \$25,000.00	415	\$ 6,235,614.76
d. \$25,000.01 - \$100,000.00	41	\$ 1,393,600.00
e. \$100,000.01 - \$500,000.01	1	\$ 132,100.00
f. Over \$500,000.00	0	\$ -
Sub-Total to Date	2900	\$ 16,757,409.31

GCCF Program Statistics - Overall Summary (as of August 31, 2010, 5:05 PM ET)

Claims by Category and Amount

Claims by Category and Amount	No. of Claims Paid	Amount Paid
4. Loss of Subsistence Use of Natural Resources		
a. \$0.01 - \$5,000.00	5	\$ 12,970.00
b. \$5,000.01 - \$10,000.00	0	\$ -
c. \$10,000.01 - \$25,000.00	0	\$ -
d. \$25,000.01 - \$100,000.00	0	\$ -
e. \$100,000.01 - \$500,000.01	0	\$ -
f. Over \$500,000.00	0	\$ -
Sub-Total to Date	5	\$ 12,970.00
5. Physical Injury / Death		
a. \$0.01 - \$5,000.00	3	\$ 736.50
b. \$5,000.01 - \$10,000.00	0	\$ -
c. \$10,000.01 - \$25,000.00	0	\$ -
d. \$25,000.01 - \$100,000.00	0	\$ -
e. \$100,000.01 - \$500,000.01	0	\$ -
f. Over \$500,000.00	0	\$ -
Sub-Total to Date	3	\$ 736.50
6. Other Claims		
a. \$0.01 - \$5,000.00	0	\$ -
b. \$5,000.01 - \$10,000.00	0	\$ -
c. \$10,000.01 - \$25,000.00	0	\$ -
d. \$25,000.01 - \$100,000.00	0	\$ -
e. \$100,000.01 - \$500,000.01	0	\$ -
f. Over \$500,000.00	0	\$ -
Sub-Total to Date	0	\$ -
Total to Date	2910	\$ 16,806,279.19

GCCF Program Statistics - Overall Summary (as of August 31, 2010, 5:05 PM ET)

Claims by State

Claim State of Origin	Claims Submitted	No. of Claims Paid	Amount Paid
Louisiana	10,074	881	\$ 6,806,220.21
Florida	10,469	892	\$ 4,312,916.46
Alabama	8,869	770	\$ 3,434,984.18
Mississippi	4,383	281	\$ 1,740,658.34
Texas	797	86	\$ 511,500.00
Others	513	0	\$ -
Total to Date	35,105	2,910	\$ 16,806,279.19

