

GCCF Program Statistics - Overall Summary (as of August 30, 2010, 5:05 PM ET)

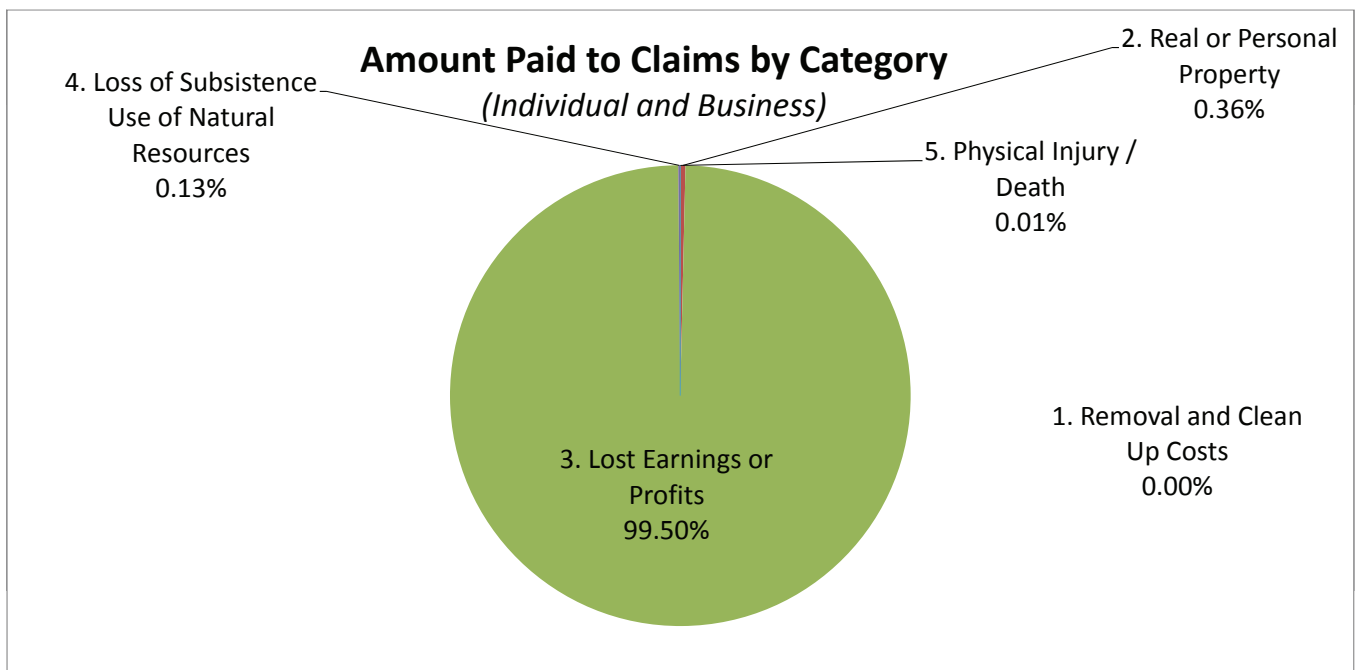

These Summary Reports provide information for claims submitted to the GCCF, which commenced operation on August 23, 2010. The GCCF is in the process of reviewing and integrating the data for all claimant records and supporting documentation filed with the BP Claims Center prior to August 23, 2010. This data has been transferred from the BP Claims Center to the GCCF. Once that review and integration process is completed, the GCCF will provide a comprehensive report on all claims filed and payments made to date. The number below includes new claimants and claimants applying for additional emergency benefits.

Claimants <i>(Claimants may have one or more claims)</i>	No. of Claimants	No. of Claims
1. Individual*	20,747	22,446
2. Business*	8,133	8,779
<i>*Individual v. Business classification is subject to change.</i>		
Total to Date	28,880	31,225

Claims by Emergency Or Final Payment	Claims Submitted	No. of Claims Paid	Amount Paid
1. Emergency Advance Payment	29,867	1,935	\$ 9,767,869.88
2. Final Claim*	1,358	0	\$ -
<i>*Review underway to determine whether claimant intended to file Final Claim</i>			
Total to Date	31,225	1,935	\$ 9,767,869.88

Claims by Category <i>(includes Individual and Business)</i>	Claims Submitted	No. of Claims Paid	Amount Paid
1. Removal and Clean Up Costs	174	0	\$ -
2. Real or Personal Property	1,246	2	\$ 35,163.38
3. Lost Earnings or Profits	27,616	1,925	\$ 9,719,000.00
4. Loss of Subsistence Use of Natural Resources	1,829	5	\$ 12,970.00
5. Physical Injury / Death	360	3	\$ 736.50
Total to Date	31,225	1,935	\$ 9,767,869.88

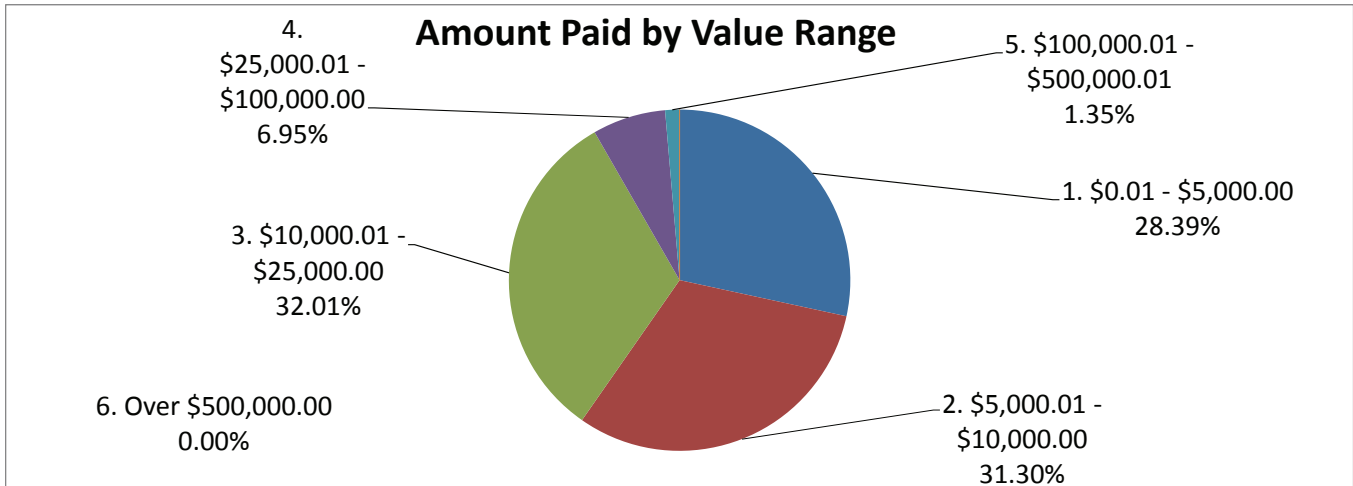
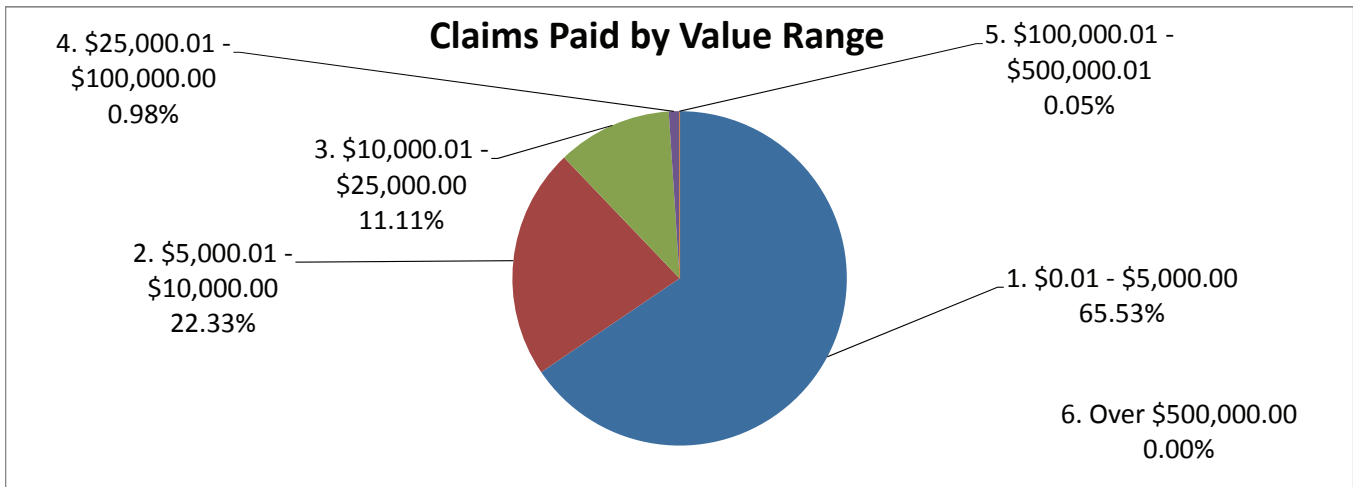
GCCF Program Statistics - Overall Summary
(as of August 30, 2010, 5:05 PM ET)



GCCF Program Statistics - Overall Summary
(as of August 30, 2010, 5:05 PM ET)

Claims by Amount

Claims by Amount	No. of Claims Paid	Amount Paid
1. \$0.01 - \$5,000.00	1268	\$ 2,773,106.50
2. \$5,000.01 - \$10,000.00	432	\$ 3,057,500.00
3. \$10,000.01 - \$25,000.00	215	\$ 3,126,400.00
4. \$25,000.01 - \$100,000.00	19	\$ 678,763.38
5. \$100,000.01 - \$500,000.01	1	\$ 132,100.00
6. Over \$500,000.00	0	\$ -
Total to Date	1,935	\$ 9,767,869.88

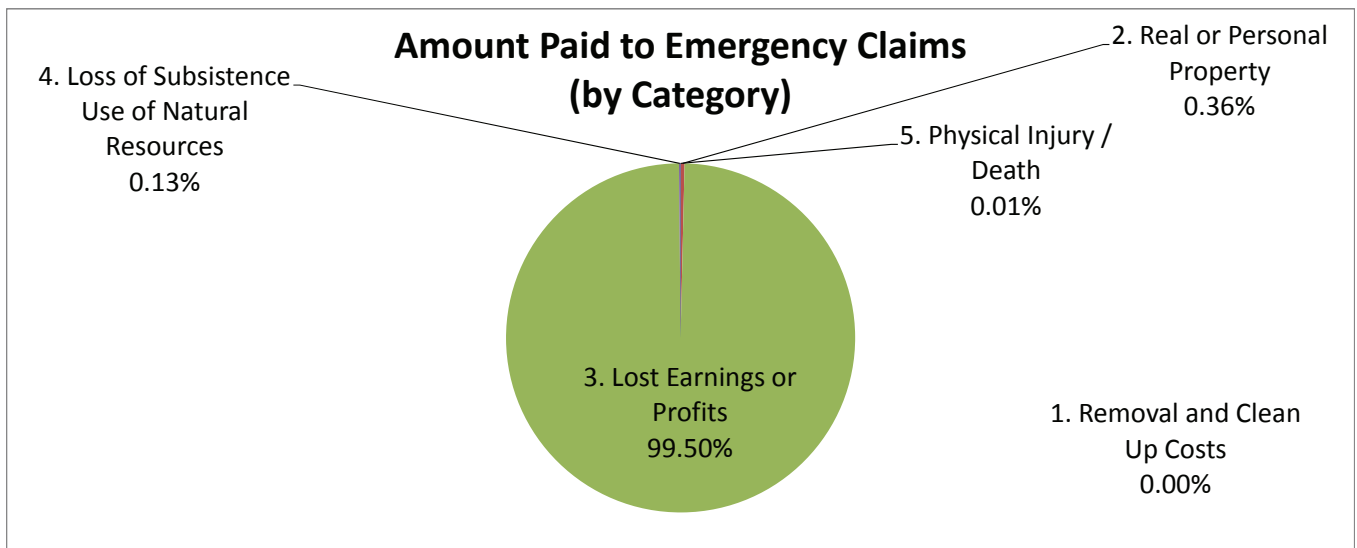
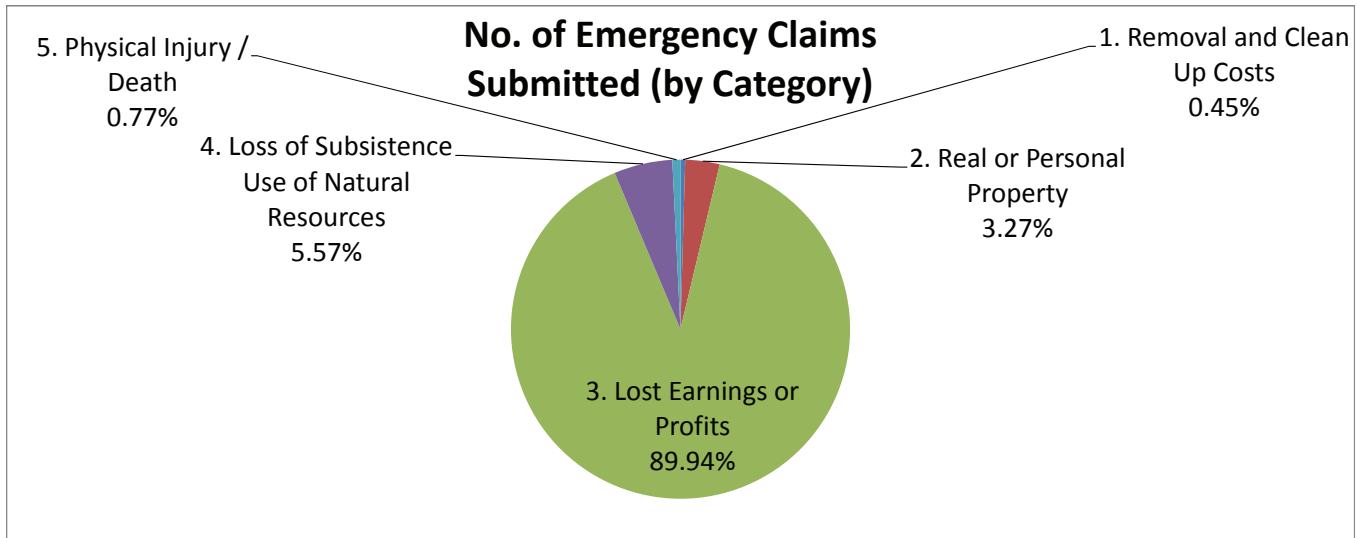


GCCF Program Statistics - Overall Summary

(as of August 30, 2010, 5:05 PM ET)

Emergency Advance Claim Counts by Type

Claims for Emergency Advance Payment	Claims Submitted	No. of Claims Paid	Amount Paid
1. Removal and Clean Up Costs	133	0	\$ -
2. Real or Personal Property	977	2	\$ 35,163.38
3. Lost Earnings or Profits	26,862	1,925	\$ 9,719,000.00
4. Loss of Subsistence Use of Natural Resources	1,664	5	\$ 12,970.00
5. Physical Injury / Death	231	3	\$ 736.50
Total to Date	29,867	1,935	\$ 9,767,869.88




GCCF Program Statistics - Overall Summary

(as of August 30, 2010, 5:05 PM ET)

Final Payment Claim Counts by Type

Claims Seeking Final Payment	Claims Submitted	No. of Claims Paid	Amount Paid
1. Removal and Clean Up Costs	41	0	\$ -
2. Real or Personal Property	269	0	\$ -
3. Lost Earnings or Profits	754	0	\$ -
4. Loss of Subsistence Use of Natural Resources	165	0	\$ -
5. Physical Injury / Death	129	0	\$ -
Total to Date	1,358	0	\$ -



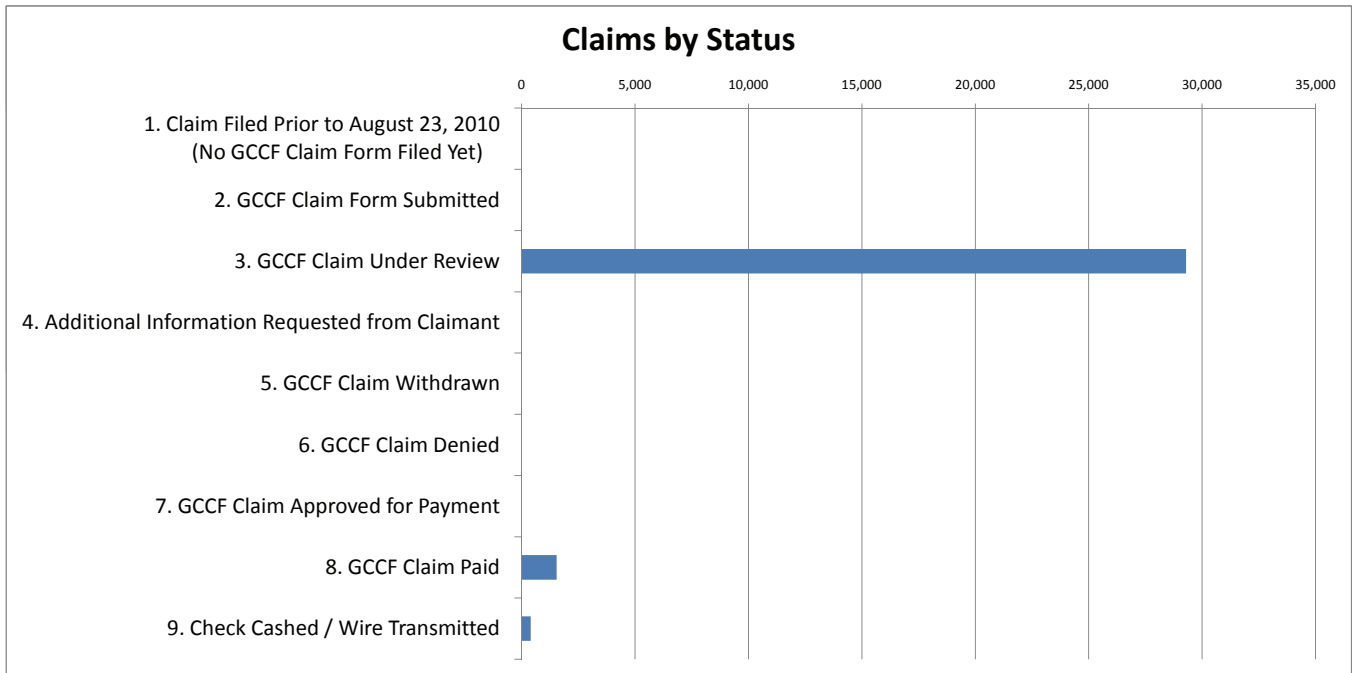
Amount Paid to Final Claims (by Category)

No data to chart yet

GCCF Program Statistics - Overall Summary
(as of August 30, 2010, 5:05 PM ET)

Claim Counts by Status

Claim Status	No. of Claims	Avg. Age of Claims
1. Claim Filed Prior to August 23, 2010 (No GCCF Claim Form Filed Yet)		
2. GCCF Claim Form Submitted		
3. GCCF Claim Under Review	29,289	
4. Additional Information Requested from Claimant		
5. GCCF Claim Withdrawn		
6. GCCF Claim Denied	1	
7. GCCF Claim Approved for Payment		
8. GCCF Claim Paid	1,539	
9. Check Cashed / Wire Transmitted	396	
Total to Date	31,225	



GCCF Program Statistics - Overall Summary (as of August 30, 2010, 5:05 PM ET)

Claims by Category and Amount

Claims by Category and Amount	No. of Claims Paid	Amount Paid
1. Removal and Clean Up Costs		
a. \$0.01 - \$5,000.00	0	\$ -
b. \$5,000.01 - \$10,000.00	0	\$ -
c. \$10,000.01 - \$25,000.00	0	\$ -
d. \$25,000.01 - \$100,000.00	0	\$ -
e. \$100,000.01 - \$500,000.01	0	\$ -
f. Over \$500,000.00	0	\$ -
Sub-Total to Date	0	\$ -
2. Real or Personal Property		
a. \$0.01 - \$5,000.00	0	\$ -
b. \$5,000.01 - \$10,000.00	1	\$ 8,600.00
c. \$10,000.01 - \$25,000.00	0	\$ -
d. \$25,000.01 - \$100,000.00	1	\$ 26,563.38
e. \$100,000.01 - \$500,000.01	0	\$ -
f. Over \$500,000.00	0	\$ -
Sub-Total to Date	2	\$ 35,163.38
3. Lost Earnings or Profits		
a. \$0.01 - \$5,000.00	1260	\$ 2,759,400.00
b. \$5,000.01 - \$10,000.00	431	\$ 3,048,900.00
c. \$10,000.01 - \$25,000.00	215	\$ 3,126,400.00
d. \$25,000.01 - \$100,000.00	18	\$ 652,200.00
e. \$100,000.01 - \$500,000.01	1	\$ 132,100.00
f. Over \$500,000.00	0	\$ -
Sub-Total to Date	1925	\$ 9,719,000.00

GCCF Program Statistics - Overall Summary (as of August 30, 2010, 5:05 PM ET)

Claims by Category and Amount

Claims by Category and Amount	No. of Claims Paid	Amount Paid
4. Loss of Subsistence Use of Natural Resources		
a. \$0.01 - \$5,000.00	5	\$ 12,970.00
b. \$5,000.01 - \$10,000.00	0	\$ -
c. \$10,000.01 - \$25,000.00	0	\$ -
d. \$25,000.01 - \$100,000.00	0	\$ -
e. \$100,000.01 - \$500,000.01	0	\$ -
f. Over \$500,000.00	0	\$ -
Sub-Total to Date	5	\$ 12,970.00
5. Physical Injury / Death		
a. \$0.01 - \$5,000.00	3	\$ 736.50
b. \$5,000.01 - \$10,000.00	0	\$ -
c. \$10,000.01 - \$25,000.00	0	\$ -
d. \$25,000.01 - \$100,000.00	0	\$ -
e. \$100,000.01 - \$500,000.01	0	\$ -
f. Over \$500,000.00	0	\$ -
Sub-Total to Date	3	\$ 736.50
6. Other Claims		
a. \$0.01 - \$5,000.00	0	\$ -
b. \$5,000.01 - \$10,000.00	0	\$ -
c. \$10,000.01 - \$25,000.00	0	\$ -
d. \$25,000.01 - \$100,000.00	0	\$ -
e. \$100,000.01 - \$500,000.01	0	\$ -
f. Over \$500,000.00	0	\$ -
Sub-Total to Date	0	\$ -
Total to Date	1935	\$ 9,767,869.88

GCCF Program Statistics - Overall Summary
(as of August 30, 2010, 5:05 PM ET)

Claims by State

Claim State of Origin	Claims Submitted	No. of Claims Paid	Amount Paid
Louisiana	8,995	575	\$ 3,857,400.00
Florida	8,789	589	\$ 2,437,800.00
Alabama	7,651	526	\$ 2,144,233.38
Mississippi	3,880	184	\$ 994,936.50
Texas	679	61	\$ 333,500.00
Others	1,231	0	\$ -
Total to Date	31,225	1935	\$ 9,767,869.88

