

GCCF Program Statistics - Overall Summary

(as of August 28, 2010, 7:30 PM ET)

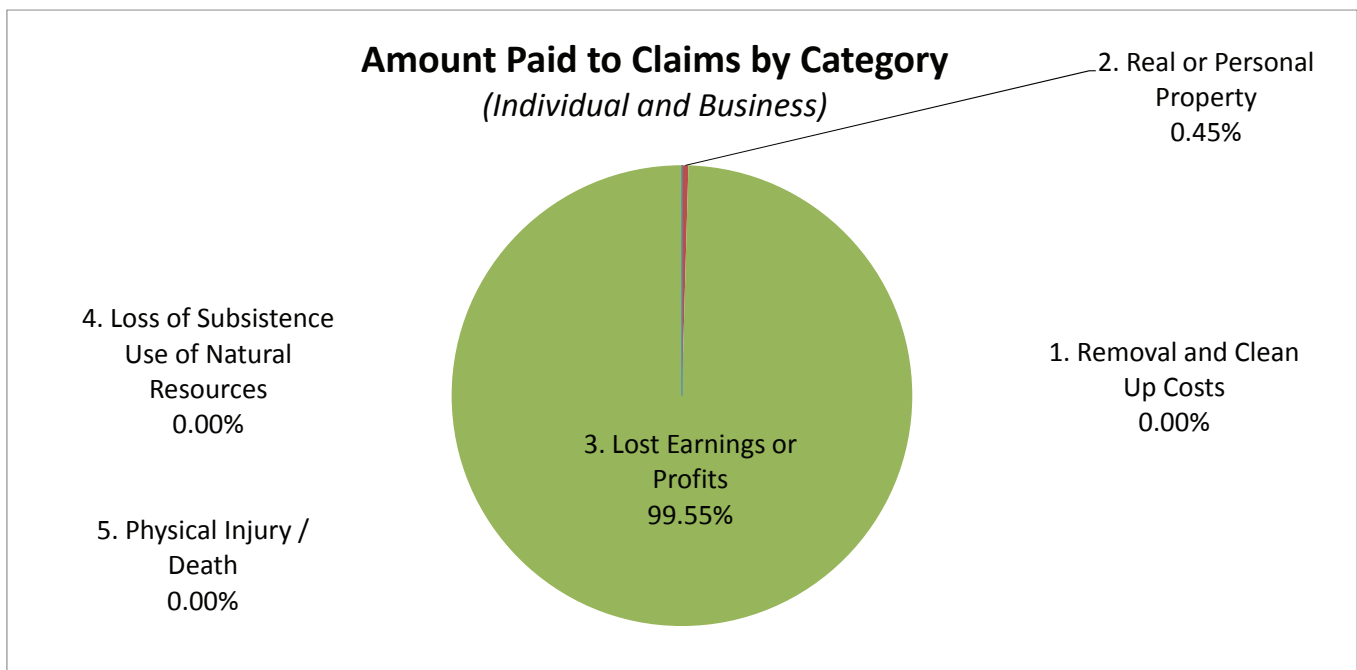
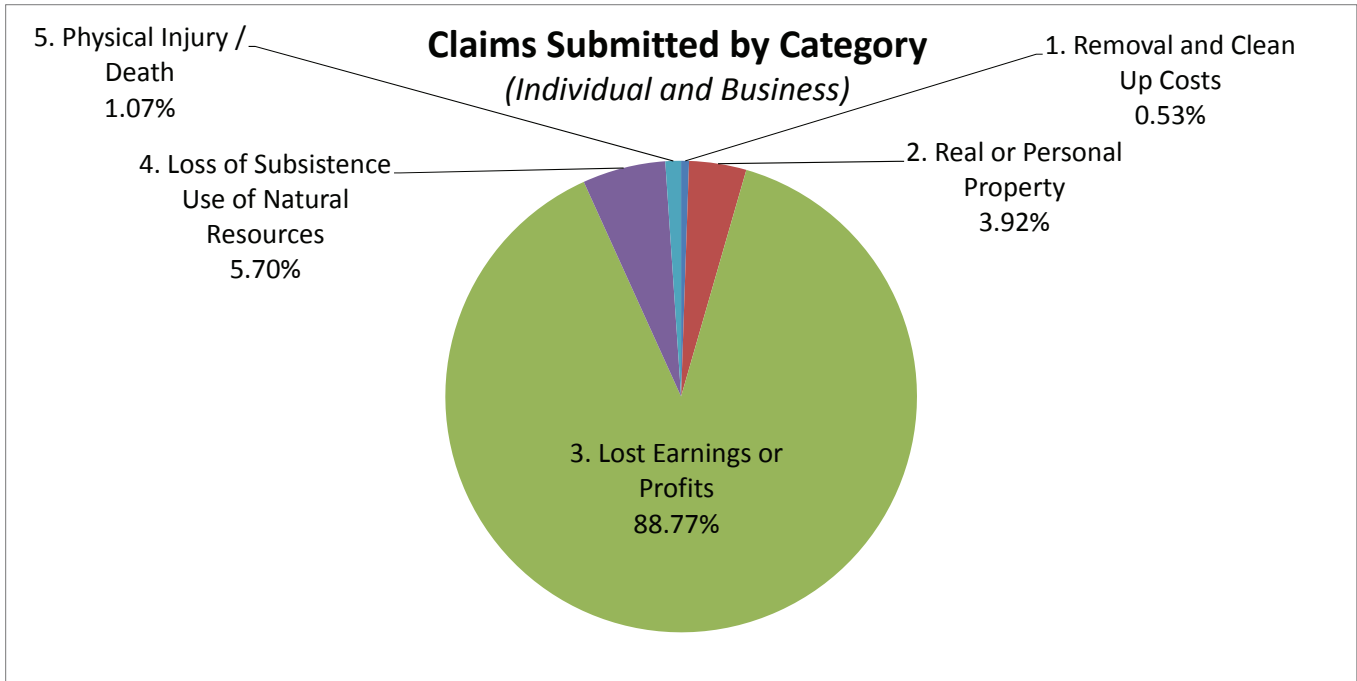
These Summary Reports provide information for claims submitted to the GCCF, which commenced operation on August 23, 2010. The GCCF is in the process of reviewing and integrating the data for all claimant records and supporting documentation filed with the BP Claims Center prior to August 23, 2010. This data has been transferred from the BP Claims Center to the GCCF. Once that review and integration process is completed, the GCCF will provide a comprehensive report on all claims filed and payments made to date. The number below includes new claimants and claimants applying for additional emergency benefits.

Claimants <i>(Claimants may have one or more claims)</i>	No. of Claimants	No. of Claims
1. Individual*	18,868	20,391
2. Business*	7,357	7,915
<i>*Individual v. Business classification is subject to change.</i>		
Total to Date	26,225	28,306

Claims by Emergency Or Final Payment	Claims Submitted	No. of Claims Paid	Amount Paid
1. Emergency Advance Payment	27,169	1,188	\$ 5,924,133.38
2. Final Claim*	1,137	0	\$ -
<i>*Review underway to determine whether claimant intended to file Final Claim</i>			
Total to Date	28,306	1,188	\$ 5,924,133.38

Claims by Category <i>(includes Individual and Business)</i>	Claims Submitted	No. of Claims Paid	Amount Paid
1. Removal and Clean Up Costs	151	0	\$ -
2. Real or Personal Property	1,110	1	\$ 26,563.38
3. Lost Earnings or Profits	25,127	1,187	\$ 5,897,570.00
4. Loss of Subsistence Use of Natural Resources	1,614	0	\$ -
5. Physical Injury / Death	304	0	\$ -
Total to Date	28,306	1,188	\$ 5,924,133.38

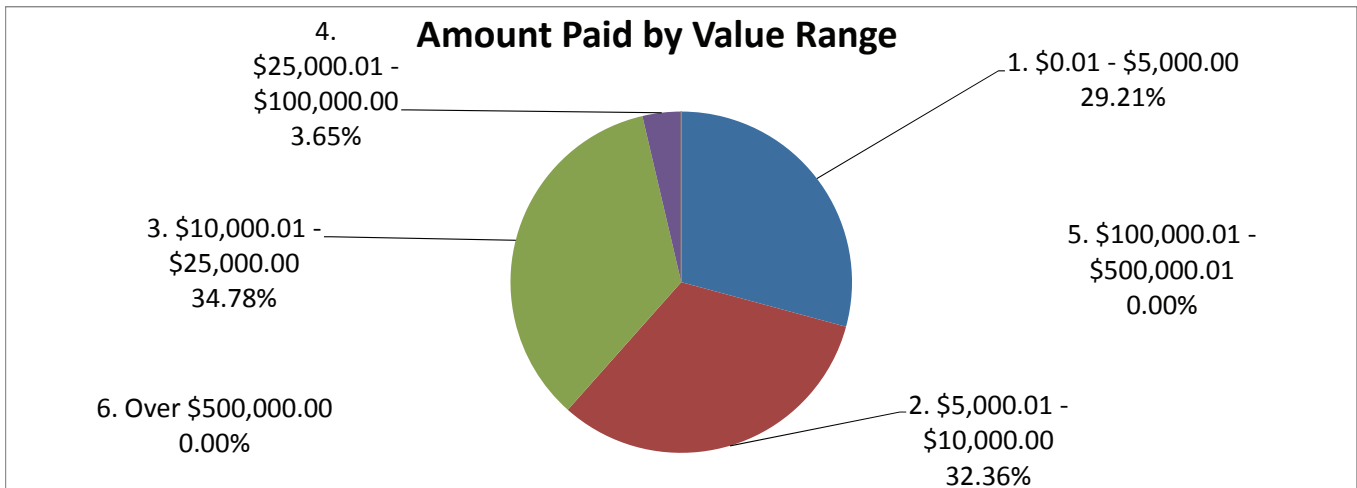
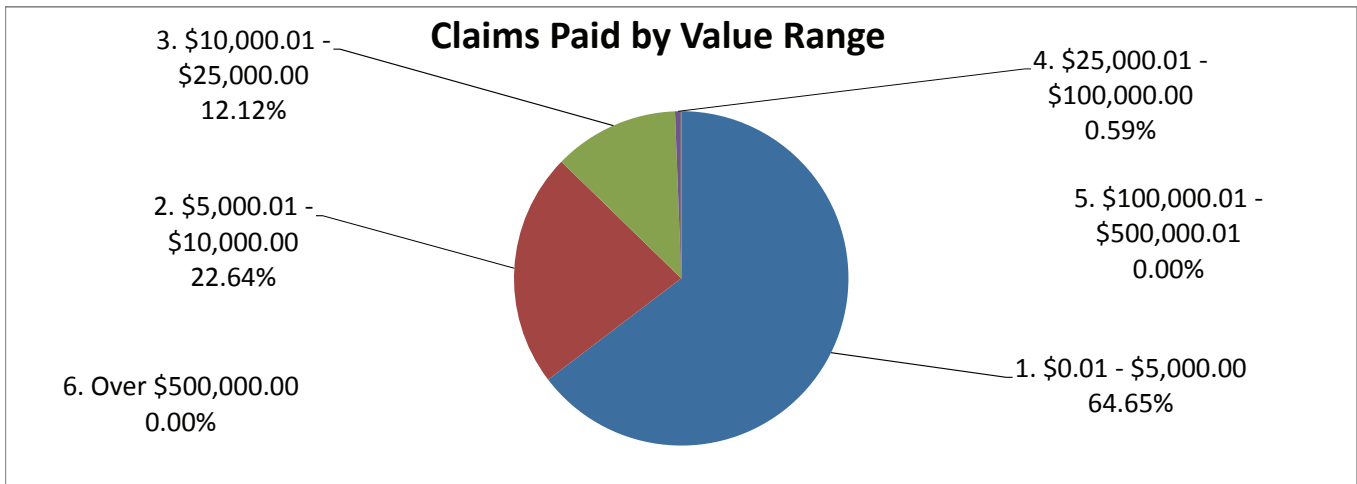
GCCF Program Statistics - Overall Summary
(as of August 28, 2010, 7:30 PM ET)



GCCF Program Statistics - Overall Summary
(as of August 28, 2010, 7:30 PM ET)

Claims by Amount

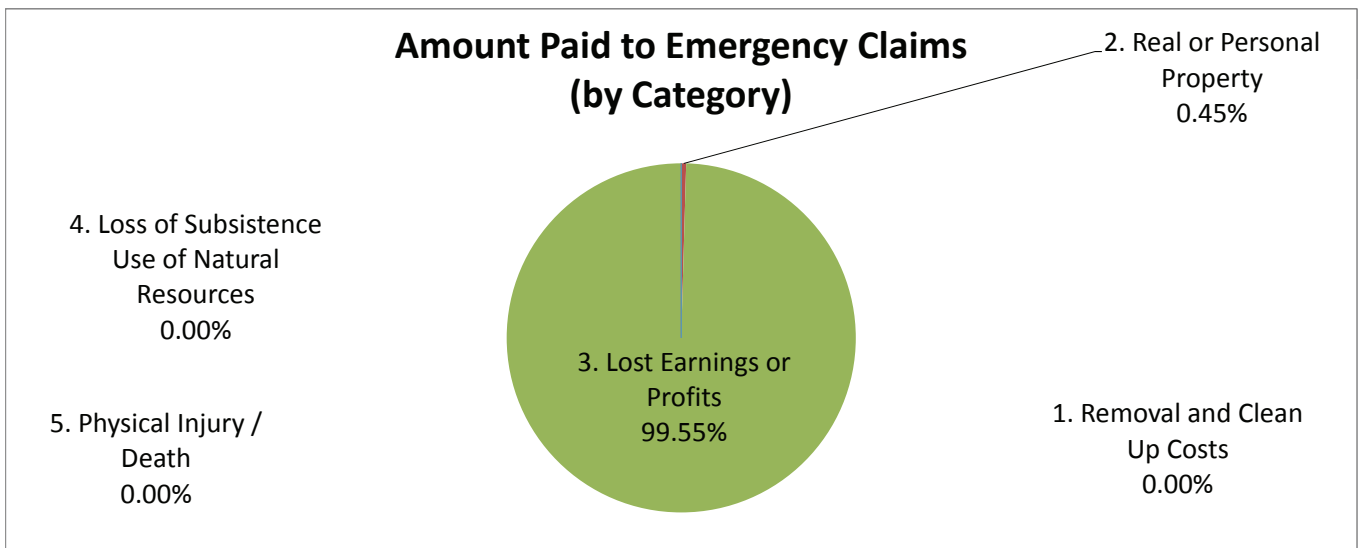
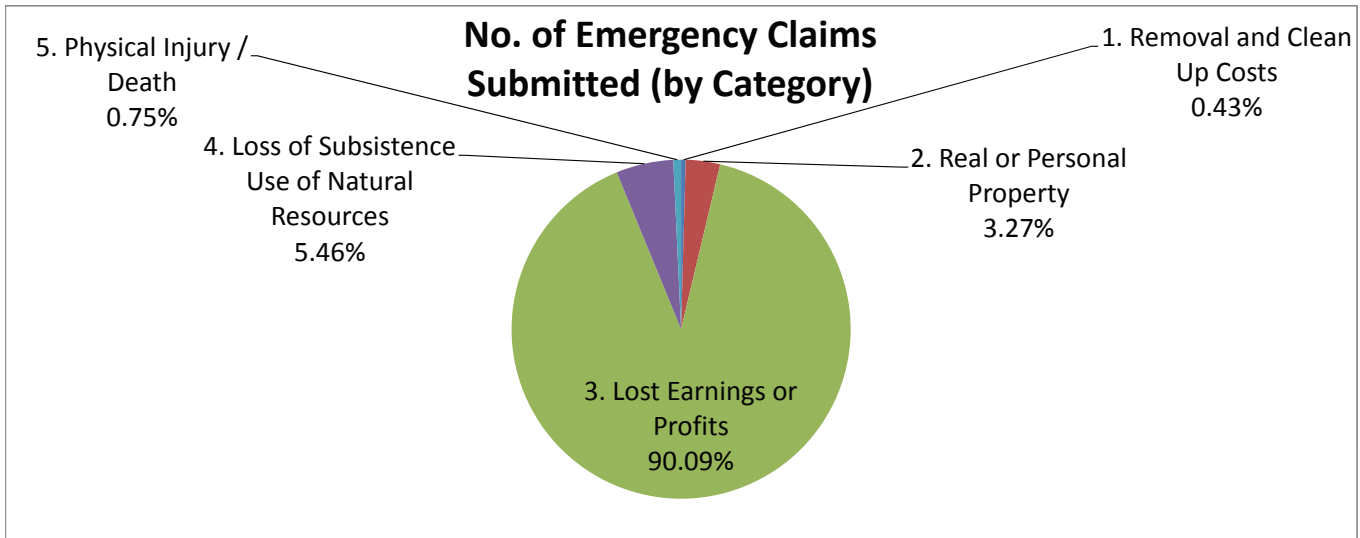
Claims by Amount	No. of Claims Paid	Amount Paid
1. \$0.01 - \$5,000.00	768	\$ 1,730,370.00
2. \$5,000.01 - \$10,000.00	269	\$ 1,917,000.00
3. \$10,000.01 - \$25,000.00	144	\$ 2,060,300.00
4. \$25,000.01 - \$100,000.00	7	\$ 216,463.38
5. \$100,000.01 - \$500,000.01	0	\$ -
6. Over \$500,000.00	0	\$ -
Total to Date	1,188	\$ 5,924,133.38



GCCF Program Statistics - Overall Summary
(as of August 28, 2010, 7:30 PM ET)

Emergency Advance Claim Counts by Type

Claims for Emergency Advance Payment	Claims Submitted	No. of Claims Paid	Amount Paid
1. Removal and Clean Up Costs	118	0	\$ -
2. Real or Personal Property	889	1	\$ 26,563.38
3. Lost Earnings or Profits	24,476	1,187	\$ 5,897,570.00
4. Loss of Subsistence Use of Natural Resources	1,483	0	\$ -
5. Physical Injury / Death	203	0	\$ -
Total to Date	27,169	1,188	\$ 5,924,133.38




GCCF Program Statistics - Overall Summary

(as of August 28, 2010, 7:30 PM ET)

Final Payment Claim Counts by Type

Claims Seeking Final Payment	Claims Submitted	No. of Claims Paid	Amount Paid
1. Removal and Clean Up Costs	33	0	\$ -
2. Real or Personal Property	221	0	\$ -
3. Lost Earnings or Profits	651	0	\$ -
4. Loss of Subsistence Use of Natural Resources	131	0	\$ -
5. Physical Injury / Death	101	0	\$ -
Total to Date	1,137	0	\$ -



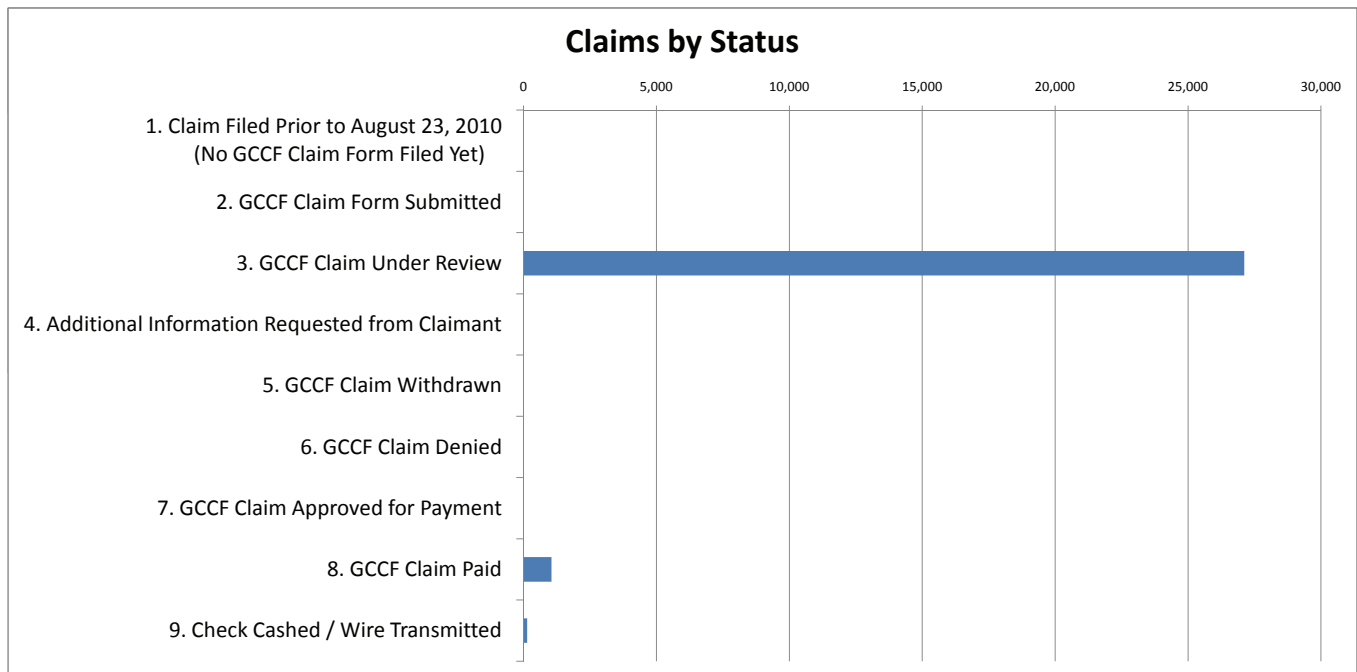
Amount Paid to Final Claims (by Category)

No data to chart yet

GCCF Program Statistics - Overall Summary
 (as of August 28, 2010, 7:30 PM ET)

Claim Counts by Status

Claim Status	No. of Claims	Avg. Age of Claims
1. Claim Filed Prior to August 23, 2010 (No GCCF Claim Form Filed Yet)		
2. GCCF Claim Form Submitted		
3. GCCF Claim Under Review	27,117	
4. Additional Information Requested from Claimant		
5. GCCF Claim Withdrawn		
6. GCCF Claim Denied	1	
7. GCCF Claim Approved for Payment		
8. GCCF Claim Paid	1,053	
9. Check Cashed / Wire Transmitted	135	
Total to Date	28,306	



GCCF Program Statistics - Overall Summary (as of August 28, 2010, 7:30 PM ET)

Claims by Category and Amount

Claims by Category and Amount	No. of Claims Paid	Amount Paid
1. Removal and Clean Up Costs		
a. \$0.01 - \$5,000.00	0	\$ -
b. \$5,000.01 - \$10,000.00	0	\$ -
c. \$10,000.01 - \$25,000.00	0	\$ -
d. \$25,000.01 - \$100,000.00	0	\$ -
e. \$100,000.01 - \$500,000.01	0	\$ -
f. Over \$500,000.00	0	\$ -
Sub-Total to Date	0	\$ -
2. Real or Personal Property		
a. \$0.01 - \$5,000.00	0	\$ -
b. \$5,000.01 - \$10,000.00	0	\$ -
c. \$10,000.01 - \$25,000.00	0	\$ -
d. \$25,000.01 - \$100,000.00	1	\$ 26,563.38
e. \$100,000.01 - \$500,000.01	0	\$ -
f. Over \$500,000.00	0	\$ -
Sub-Total to Date	1	\$ 26,563.38
3. Lost Earnings or Profits		
a. \$0.01 - \$5,000.00	768	\$ 1,730,370.00
b. \$5,000.01 - \$10,000.00	269	\$ 1,917,000.00
c. \$10,000.01 - \$25,000.00	144	\$ 2,060,300.00
d. \$25,000.01 - \$100,000.00	6	\$ 189,900.00
e. \$100,000.01 - \$500,000.01	0	\$ -
f. Over \$500,000.00	0	\$ -
Sub-Total to Date	1,187	\$ 5,897,570.00

GCCF Program Statistics - Overall Summary

(as of August 28, 2010, 7:30 PM ET)

Claims by Category and Amount

Claims by Category and Amount	No. of Claims Paid	Amount Paid
4. Loss of Subsistence Use of Natural Resources		
a. \$0.01 - \$5,000.00	0	\$ -
b. \$5,000.01 - \$10,000.00	0	\$ -
c. \$10,000.01 - \$25,000.00	0	\$ -
d. \$25,000.01 - \$100,000.00	0	\$ -
e. \$100,000.01 - \$500,000.01	0	\$ -
f. Over \$500,000.00	0	\$ -
Sub-Total to Date	0	\$ -
5. Physical Injury / Death		
a. \$0.01 - \$5,000.00	0	\$ -
b. \$5,000.01 - \$10,000.00	0	\$ -
c. \$10,000.01 - \$25,000.00	0	\$ -
d. \$25,000.01 - \$100,000.00	0	\$ -
e. \$100,000.01 - \$500,000.01	0	\$ -
f. Over \$500,000.00	0	\$ -
Sub-Total to Date	0	\$ -
6. Other Claims		
a. \$0.01 - \$5,000.00	0	\$ -
b. \$5,000.01 - \$10,000.00	0	\$ -
c. \$10,000.01 - \$25,000.00	0	\$ -
d. \$25,000.01 - \$100,000.00	0	\$ -
e. \$100,000.01 - \$500,000.01	0	\$ -
f. Over \$500,000.00	0	\$ -
Sub-Total to Date	0	\$ -
Total to Date	1,188	\$ 5,924,133.38

GCCF Program Statistics - Overall Summary
(as of August 28, 2010, 7:30 PM ET)

Claims by State

Claim State of Origin	Claims Submitted	No. of Claims Paid	Amount Paid
Louisiana	8,223	371	\$ 2,332,100.00
Florida	7,980	318	\$ 1,396,100.00
Alabama	6,917	346	\$ 1,372,733.38
Mississippi	3,510	120	\$ 687,900.00
Texas	612	33	\$ 135,300.00
Others*	1,064	0	\$ -
<i>*Other State designation is subject to change.</i>			
Total to Date	28,306	1,188	\$ 5,924,133.38

