

## GCCF Program Statistics - Overall Summary

(as of August 27, 2010, 7:30 PM ET)

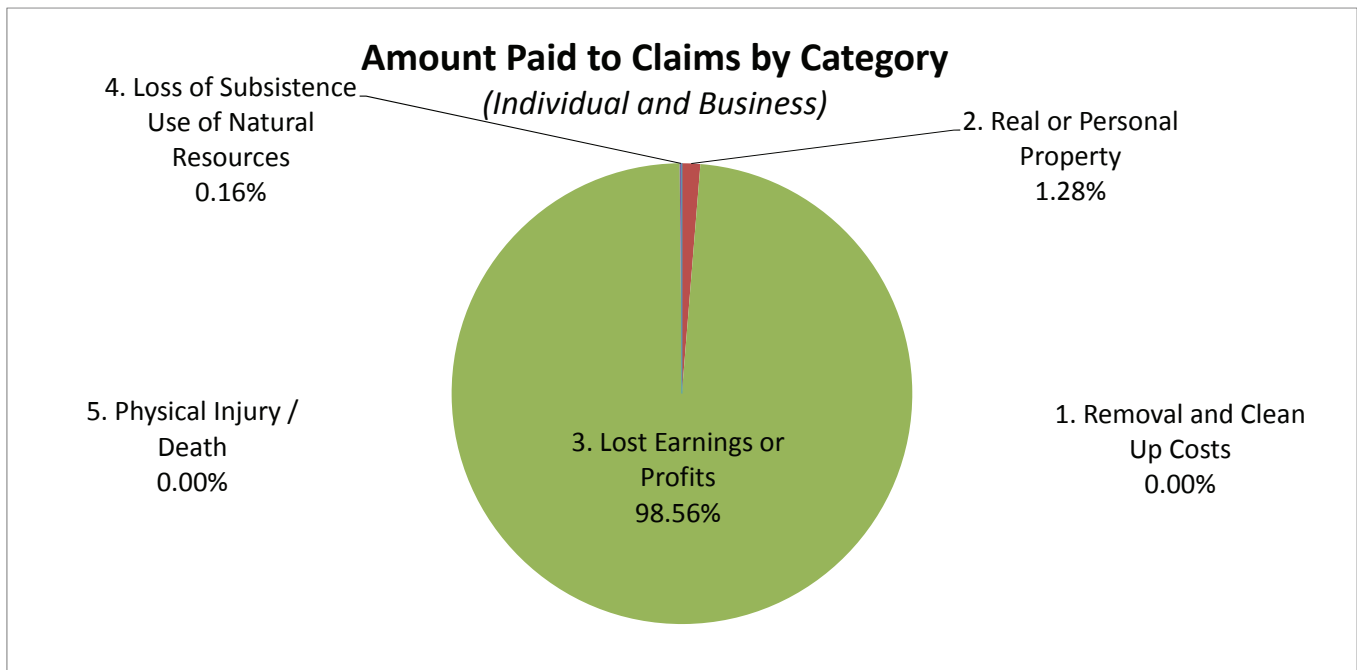

These Summary Reports provide information for claims submitted to the GCCF, which commenced operation on August 23, 2010. The GCCF is in the process of reviewing and integrating the data for all claimant records and supporting documentation filed with the BP Claims Center prior to August 23, 2010. This data has been transferred from the BP Claims Center to the GCCF. Once that review and integration process is completed, the GCCF will provide a comprehensive report on all claims filed and payments made to date. The number below includes new claimants and claimants applying for additional emergency benefits.

Claimants <i>(Claimants may have one or more claims)</i>	No. of Claimants	No. of Claims
1. Individual*	17,478	18,896
2. Business*	6,869	7,363
<i>*Individual v. Business classification is subject to change.</i>		
<b>Total to Date</b>	<b>24,347</b>	<b>26,259</b>

Claims by Emergency Or Final Payment	Claims Submitted	No. of Claims Paid	Amount Paid
1. Emergency Advance Payment	25,197	264	\$ 2,074,133.38
2. Final Claim*	1,062	0	\$ -
<i>*Review underway to determine whether claimant intended to file Final Claim</i>			
<b>Total to Date</b>	<b>26,259</b>	<b>264</b>	<b>\$ 2,074,133.38</b>

Claims by Category <i>(includes Individual and Business)</i>	Claims Submitted	No. of Claims Paid	Amount Paid
1. Removal and Clean Up Costs	140	0	\$ -
2. Real or Personal Property	994	1	\$ 26,563.38
3. Lost Earnings or Profits	23,358	262	\$ 2,044,300.00
4. Loss of Subsistence Use of Natural Resources	1,494	1	\$ 3,270.00
5. Physical Injury / Death	273	0	\$ -
<b>Total to Date</b>	<b>26,259</b>	<b>264</b>	<b>\$ 2,074,133.38</b>

**GCCF Program Statistics - Overall Summary**  
 (as of August 27, 2010, 7:30 PM ET)

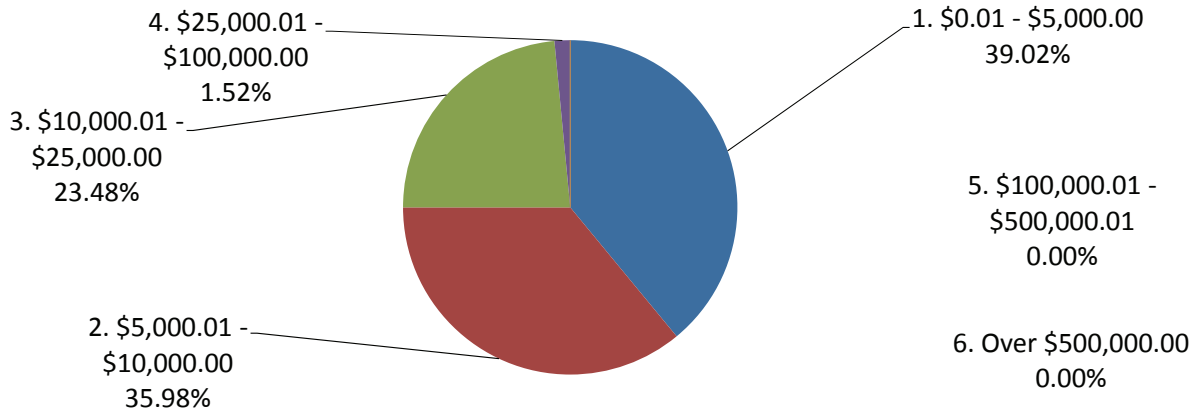


**GCCF Program Statistics - Overall Summary**  
(as of August 27, 2010, 7:30 PM ET)

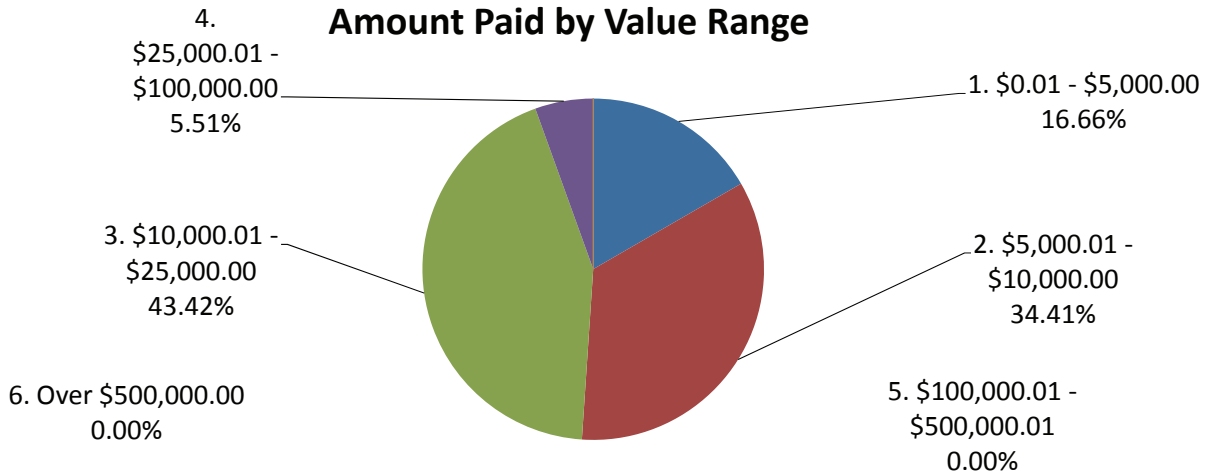
**Claims by Amount**

Claims by Amount	No. of Claims Paid	Amount Paid
1. \$0.01 - \$5,000.00	103	\$ 345,470.00
2. \$5,000.01 - \$10,000.00	95	\$ 713,700.00
3. \$10,000.01 - \$25,000.00	62	\$ 900,600.00
4. \$25,000.01 - \$100,000.00	4	\$ 114,363.38
5. \$100,000.01 - \$500,000.01	0	\$ -
6. Over \$500,000.00	0	\$ -
<b>Total to Date</b>	<b>264</b>	<b>\$ 2,074,133.38</b>

**Claims Paid by Value Range**



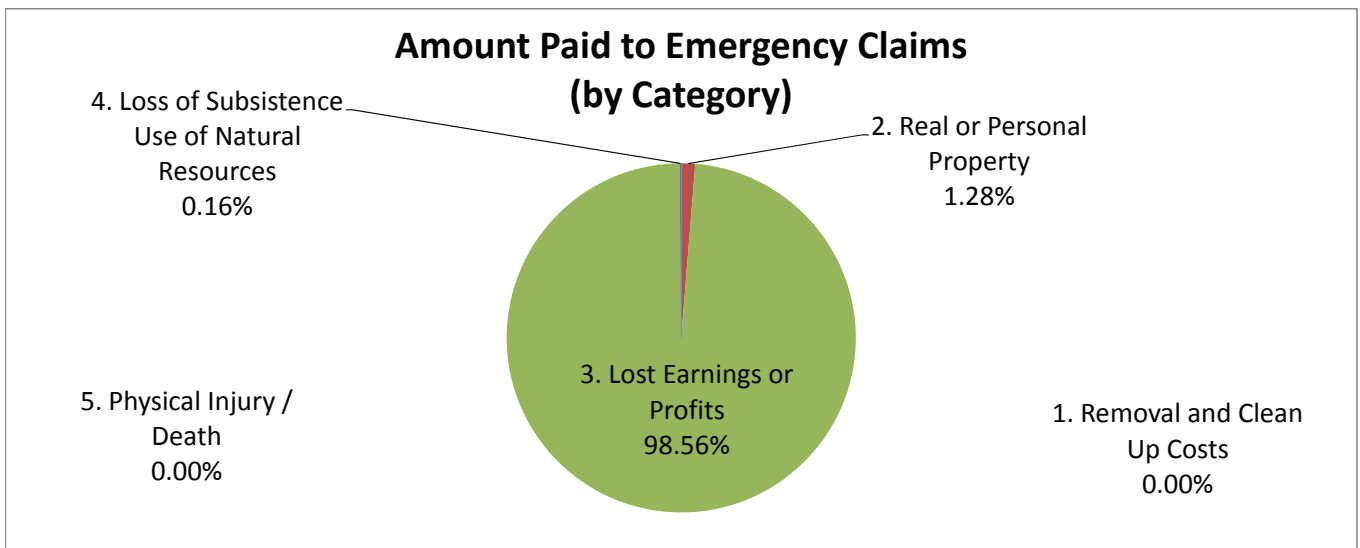
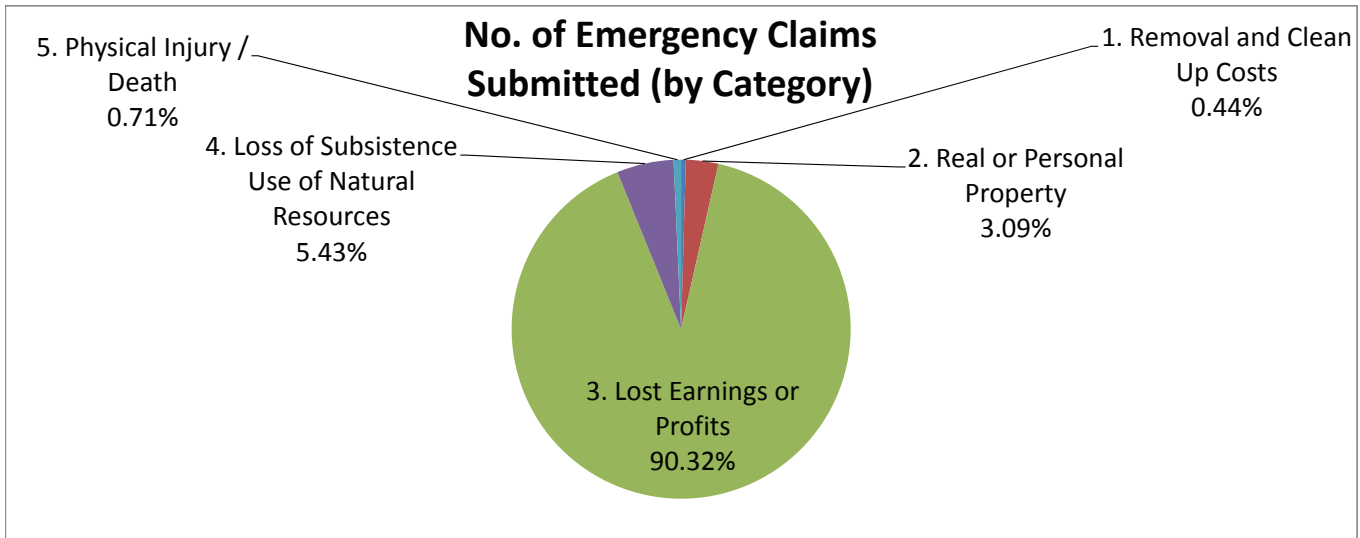
**Amount Paid by Value Range**



**GCCF Program Statistics - Overall Summary**  
(as of August 27, 2010, 7:30 PM ET)

**Emergency Advance Claim Counts by Type**

Claims for Emergency Advance Payment	Claims Submitted	No. of Claims Paid	Amount Paid
1. Removal and Clean Up Costs	111	0	\$ -
2. Real or Personal Property	779	1	\$ 26,563.38
3. Lost Earnings or Profits	22,759	262	\$ 2,044,300.00
4. Loss of Subsistence Use of Natural Resources	1,369	1	\$ 3,270.00
5. Physical Injury / Death	179	0	\$ -
<b>Total to Date</b>	<b>25,197</b>	<b>264</b>	<b>\$ 2,074,133.38</b>




## GCCF Program Statistics - Overall Summary

(as of August 27, 2010, 7:30 PM ET)

### Final Payment Claim Counts by Type

Claims Seeking Final Payment	Claims Submitted	No. of Claims Paid	Amount Paid
1. Removal and Clean Up Costs	29	0	\$ -
2. Real or Personal Property	215	0	\$ -
3. Lost Earnings or Profits	599	0	\$ -
4. Loss of Subsistence Use of Natural Resources	125	0	\$ -
5. Physical Injury / Death	94	0	\$ -
<b>Total to Date</b>	<b>1,062</b>	<b>0</b>	<b>\$ -</b>



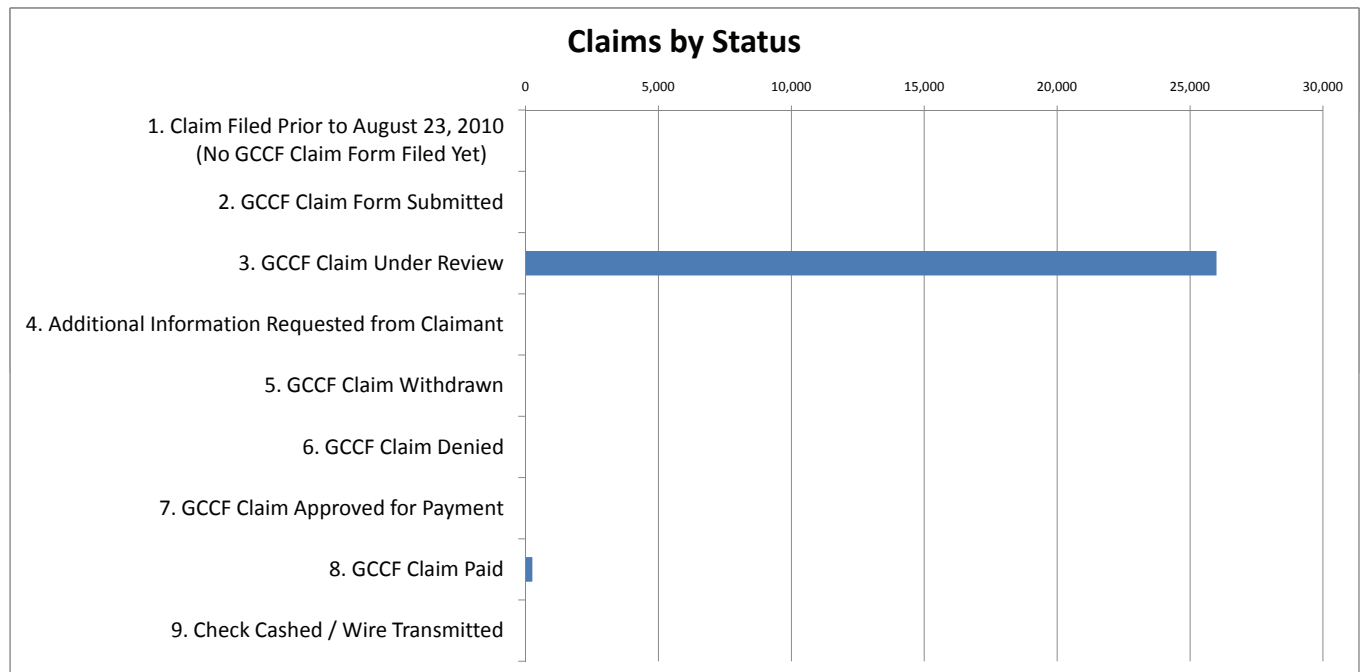
### Amount Paid to Final Claims (by Category)

*No data to chart yet*

## GCCCF Program Statistics - Overall Summary (as of August 27, 2010, 7:30 PM ET)

### Claim Counts by Status

Claim Status	No. of Claims	Avg. Age of Claims
1. Claim Filed Prior to August 23, 2010 (No GCCF Claim Form Filed Yet)		
2. GCCF Claim Form Submitted		
3. GCCF Claim Under Review	25,995	
4. Additional Information Requested from Claimant		
5. GCCF Claim Withdrawn		
6. GCCF Claim Denied		
7. GCCF Claim Approved for Payment		
8. GCCF Claim Paid	254	
9. Check Cashed / Wire Transmitted	10	
<b>Total to Date</b>	<b>26,259</b>	



## GCCF Program Statistics - Overall Summary (as of August 27, 2010, 7:30 PM ET)

### Claims by Category and Amount

Claims by Category and Amount	No. of Claims Paid	Amount Paid
<b>1. Removal and Clean Up Costs</b>		
a. \$0.01 - \$5,000.00	0	\$ -
b. \$5,000.01 - \$10,000.00	0	\$ -
c. \$10,000.01 - \$25,000.00	0	\$ -
d. \$25,000.01 - \$100,000.00	0	\$ -
e. \$100,000.01 - \$500,000.01	0	\$ -
f. Over \$500,000.00	0	\$ -
<b>Sub-Total to Date</b>	<b>0</b>	<b>\$ -</b>
<b>2. Real or Personal Property</b>		
a. \$0.01 - \$5,000.00	0	\$ -
b. \$5,000.01 - \$10,000.00	0	\$ -
c. \$10,000.01 - \$25,000.00	0	\$ -
d. \$25,000.01 - \$100,000.00	1	\$ 26,563.38
e. \$100,000.01 - \$500,000.01	0	\$ -
f. Over \$500,000.00	0	\$ -
<b>Sub-Total to Date</b>	<b>1</b>	<b>\$ 26,563.38</b>
<b>3. Lost Earnings or Profits</b>		
a. \$0.01 - \$5,000.00	102	\$ 342,200.00
b. \$5,000.01 - \$10,000.00	95	\$ 713,700.00
c. \$10,000.01 - \$25,000.00	62	\$ 900,600.00
d. \$25,000.01 - \$100,000.00	3	\$ 87,800.00
e. \$100,000.01 - \$500,000.01	0	\$ -
f. Over \$500,000.00	0	\$ -
<b>Sub-Total to Date</b>	<b>262</b>	<b>\$ 2,044,300.00</b>

## GCCF Program Statistics - Overall Summary (as of August 27, 2010, 7:30 PM ET)

### Claims by Category and Amount

Claims by Category and Amount	No. of Claims Paid	Amount Paid
<b>4. Loss of Subsistence Use of Natural Resources</b>		
a. \$0.01 - \$5,000.00	1	\$ 3,270.00
b. \$5,000.01 - \$10,000.00	0	\$ -
c. \$10,000.01 - \$25,000.00	0	\$ -
d. \$25,000.01 - \$100,000.00	0	\$ -
e. \$100,000.01 - \$500,000.01	0	\$ -
f. Over \$500,000.00	0	\$ -
<b>Sub-Total to Date</b>	<b>1</b>	<b>\$ 3,270.00</b>
<b>5. Physical Injury / Death</b>		
a. \$0.01 - \$5,000.00	0	\$ -
b. \$5,000.01 - \$10,000.00	0	\$ -
c. \$10,000.01 - \$25,000.00	0	\$ -
d. \$25,000.01 - \$100,000.00	0	\$ -
e. \$100,000.01 - \$500,000.01	0	\$ -
f. Over \$500,000.00	0	\$ -
<b>Sub-Total to Date</b>	<b>0</b>	<b>\$ -</b>
<b>6. Other Claims</b>		
a. \$0.01 - \$5,000.00	0	\$ -
b. \$5,000.01 - \$10,000.00	0	\$ -
c. \$10,000.01 - \$25,000.00	0	\$ -
d. \$25,000.01 - \$100,000.00	0	\$ -
e. \$100,000.01 - \$500,000.01	0	\$ -
f. Over \$500,000.00	0	\$ -
<b>Sub-Total to Date</b>	<b>0</b>	<b>\$ -</b>
<b>Total to Date</b>	<b>264</b>	<b>\$ 2,074,133.38</b>



**GCCF Program Statistics - Overall Summary**  
(as of August 27, 2010, 7:30 PM ET)

**Claims by State**

Claim State of Origin	Claims Submitted	No. of Claims Paid	Amount Paid
Louisiana	7,625	103	\$ 931,800.00
Florida	7,455	60	\$ 412,500.00
Alabama	6,438	58	\$ 391,833.38
Mississippi	3,218	38	\$ 303,800.00
Texas	565	5	\$ 34,200.00
Others	958	0	\$ -
<b>Total to Date</b>	<b>26,259</b>	<b>264</b>	<b>\$ 2,074,133.38</b>

