

GCCCF Program Statistics - Overall Summary

(as of August 26, 2010, 12:01 AM ET)



These Summary Reports provide information for claims submitted to the GCCCF, which commenced operation on August 23, 2010. The GCCCF is in the process of reviewing and integrating the data for all claimant records and supporting documentation filed with the BP Claims Center prior to August 23, 2010. This data has been transferred from the BP Claims Center to the GCCCF. Once that review and integration process is completed, the GCCCF will provide a comprehensive report on all claims filed and payments made to date. The number below includes new claimants and claimants applying for additional emergency benefits.

Claimants <i>(Claimants may have one or more claims)</i>	No. of Claimants	No. of Claims
1. Individual*	13,525	14,595
2. Business*	5,132	5,467
<i>*Individual v. Business classification is subject to change.</i>		
Total to Date	18,657	20,062

Claims by Emergency Or Final Payment	Claims Submitted	No. of Claims Paid	Amount Paid
1. Emergency Advance Payment	19,360	7	\$ 75,963.38
2. Final Claim*	702	0	\$ -
<i>*Review underway to determine whether claimant intended to file Final Claim</i>			
Total to Date	20,062	7	\$ 75,963.38

Claims by Category <i>(includes Individual and Business)</i>	Claims Submitted	No. of Claims Paid	Amount Paid
1. Removal and Clean Up Costs	106	0	\$ -
2. Real or Personal Property	737	1	\$ 26,563.38
3. Lost Earnings or Profits	17,916	6	\$ 49,400.00
4. Loss of Subsistence Use of Natural Resources	1,092	0	\$ -
5. Physical Injury / Death	211	0	\$ -
Total to Date	20,062	7	\$ 75,963.38

GCCF Program Statistics - Overall Summary (as of August 26, 2010, 12:01 AM ET)

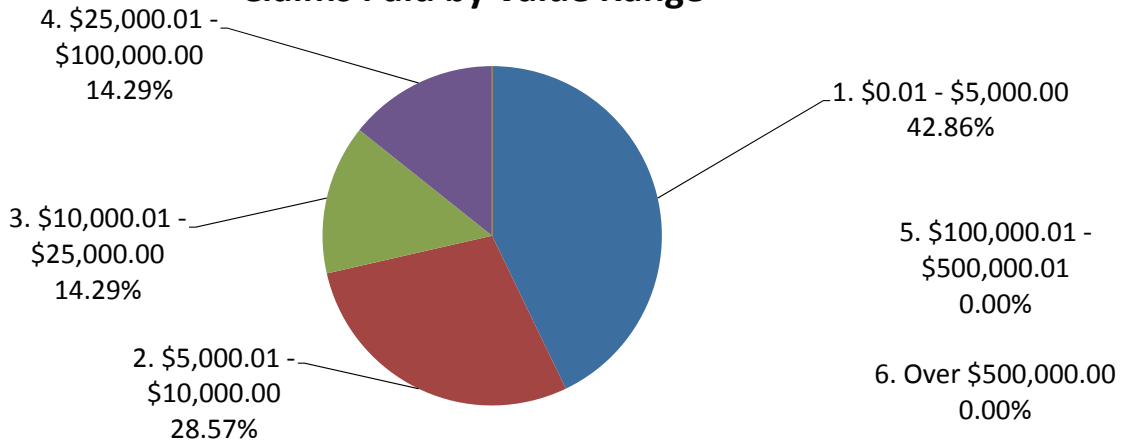


GCCF Program Statistics - Overall Summary
(as of August 26, 2010, 12:01 AM ET)

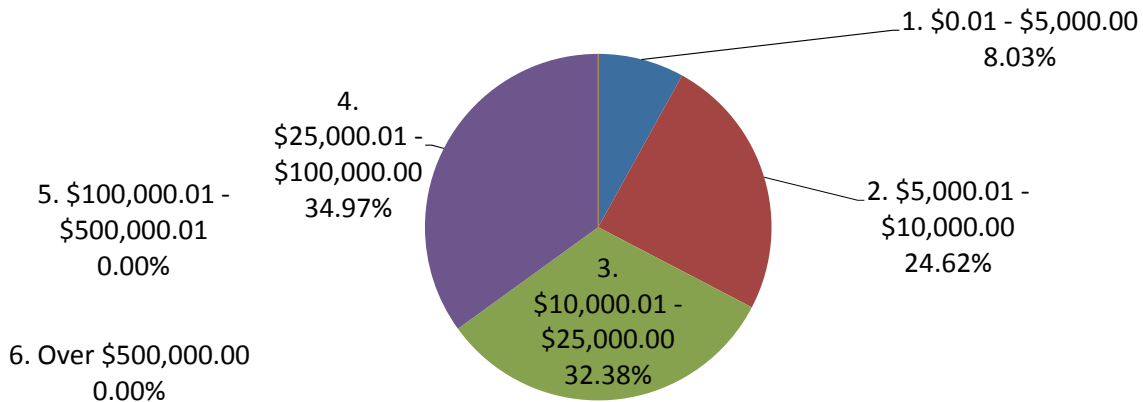
Claims by Amount

Claims by Amount	No. of Claims Paid	Amount Paid
1. \$0.01 - \$5,000.00	3	\$ 6,100.00
2. \$5,000.01 - \$10,000.00	2	\$ 18,700.00
3. \$10,000.01 - \$25,000.00	1	\$ 24,600.00
4. \$25,000.01 - \$100,000.00	1	\$ 26,563.38
5. \$100,000.01 - \$500,000.01	0	\$ -
6. Over \$500,000.00	0	\$ -
Total to Date	7	\$ 75,963.38

Claims Paid by Value Range



Amount Paid by Value Range

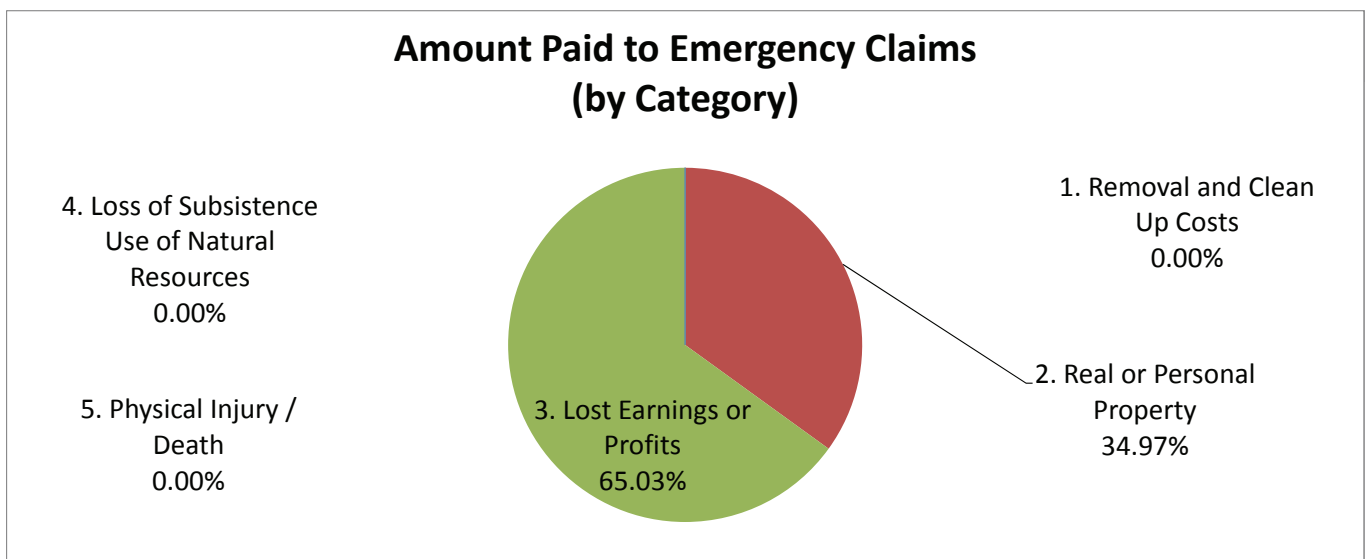
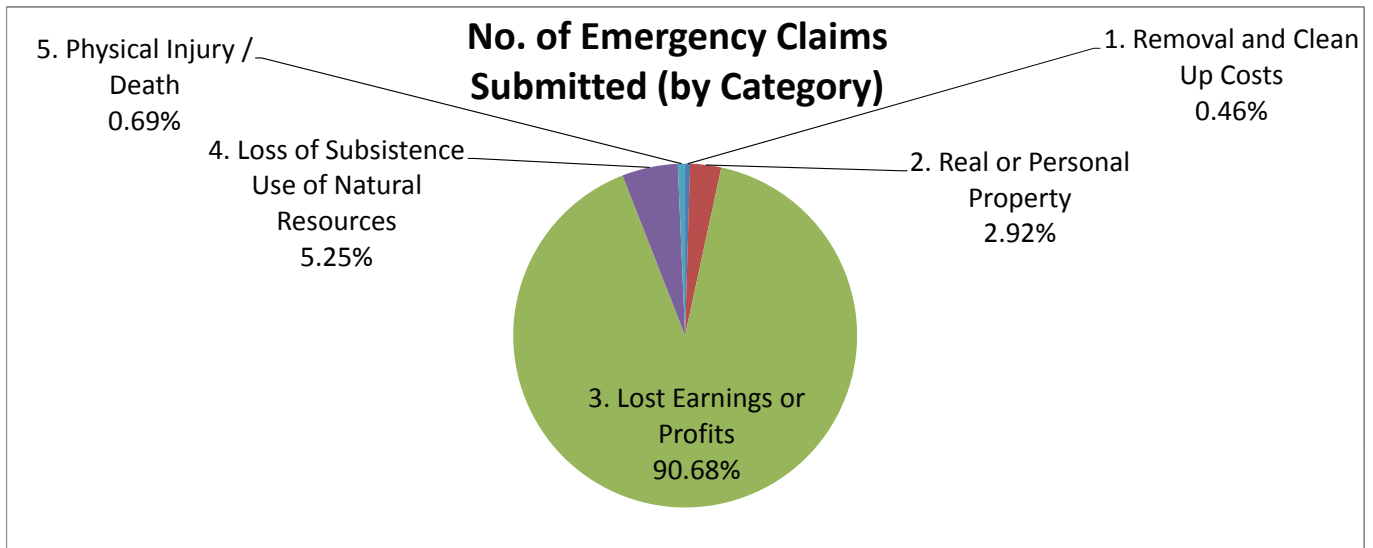


GCCF Program Statistics - Overall Summary

(as of August 26, 2010, 12:01 AM ET)

Emergency Advance Claim Counts by Type

Claims for Emergency Advance Payment	Claims Submitted	No. of Claims Paid	Amount Paid
1. Removal and Clean Up Costs	89	0	\$ -
2. Real or Personal Property	565	1	\$ 26,563.38
3. Lost Earnings or Profits	17,556	6	\$ 49,400.00
4. Loss of Subsistence Use of Natural Resources	1,016	0	\$ -
5. Physical Injury / Death	134	0	\$ -
Total to Date	19,360	7	\$ 75,963.38



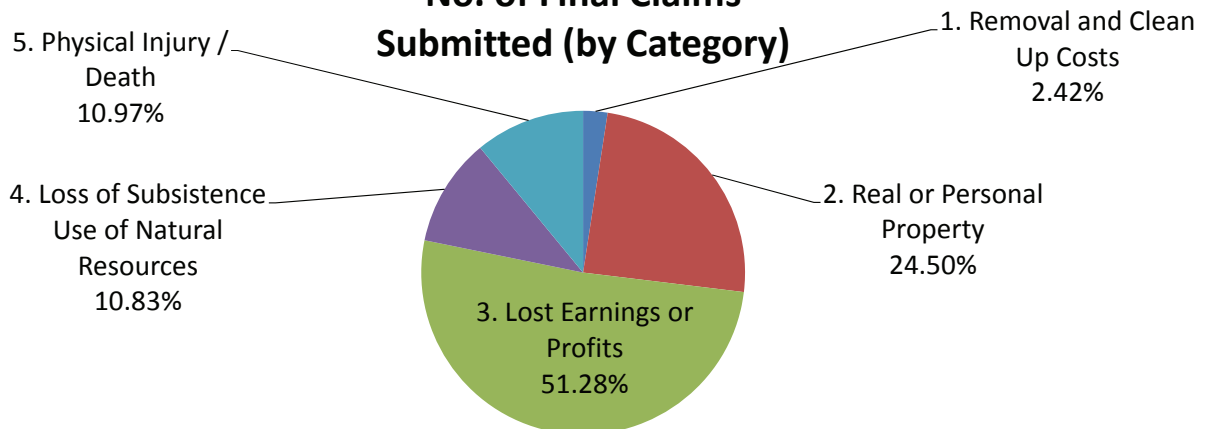
GCCF Program Statistics - Overall Summary

(as of August 26, 2010, 12:01 AM ET)

Final Payment Claim Counts by Type

Claims Seeking Final Payment	Claims Submitted	No. of Claims Paid	Amount Paid
1. Removal and Clean Up Costs	17	0	\$ -
2. Real or Personal Property	172	0	\$ -
3. Lost Earnings or Profits	360	0	\$ -
4. Loss of Subsistence Use of Natural Resources	76	0	\$ -
5. Physical Injury / Death	77	0	\$ -
Total to Date	702	0	\$ -

No. of Final Claims Submitted (by Category)



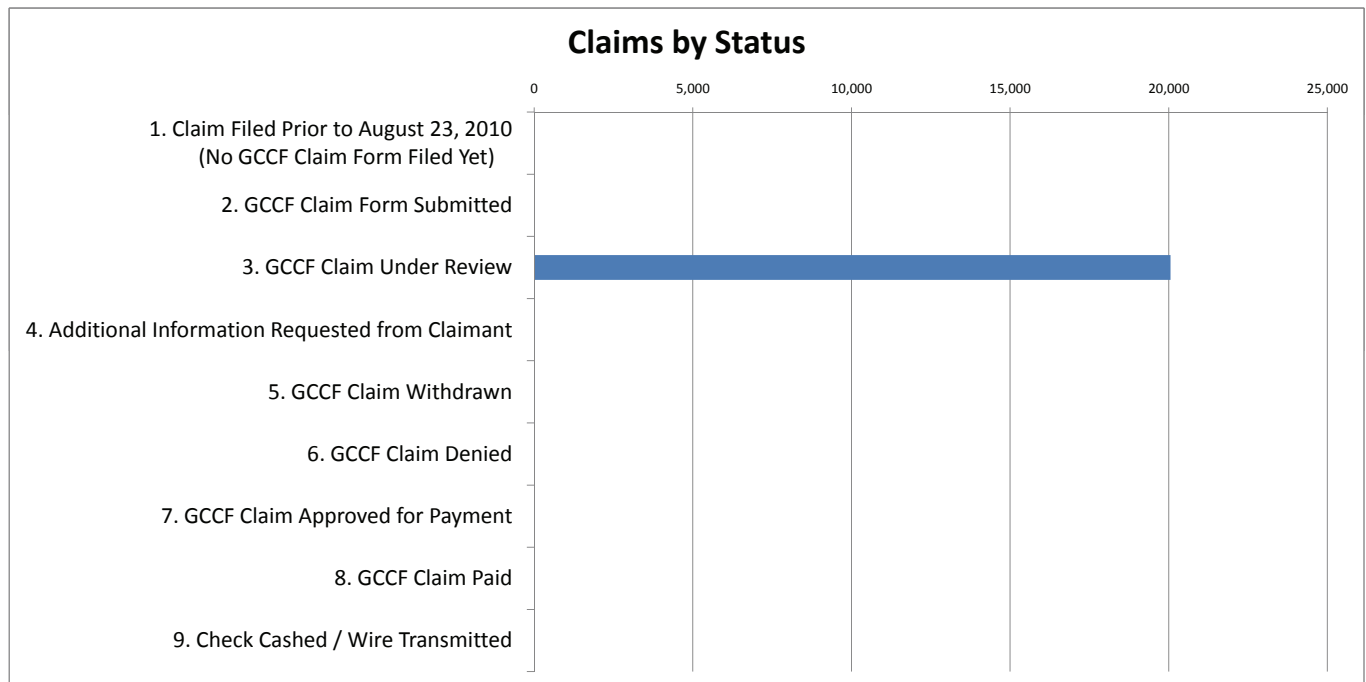
Amount Paid to Final Claims (by Category)

No data to chart yet

GCCCF Program Statistics - Overall Summary (as of August 26, 2010, 12:01 AM ET)

Claim Counts by Status

Claim Status	No. of Claims	Avg. Age of Claims
1. Claim Filed Prior to August 23, 2010 (No GCCCF Claim Form Filed Yet)		
2. GCCCF Claim Form Submitted		
3. GCCCF Claim Under Review	20,055	
4. Additional Information Requested from Claimant		
5. GCCCF Claim Withdrawn		
6. GCCCF Claim Denied		
7. GCCCF Claim Approved for Payment		
8. GCCCF Claim Paid	7	
9. Check Cashed / Wire Transmitted		
Total to Date	20,062	



GCCF Program Statistics - Overall Summary (as of August 26, 2010, 12:01 AM ET)

Claims by Category and Amount

Claims by Category and Amount	No. of Claims Paid	Amount Paid
-------------------------------	--------------------	-------------

1. Removal and Clean Up Costs		
a. \$0.01 - \$5,000.00	0	\$ -
b. \$5,000.01 - \$10,000.00	0	\$ -
c. \$10,000.01 - \$25,000.00	0	\$ -
d. \$25,000.01 - \$100,000.00	0	\$ -
e. \$100,000.01 - \$500,000.01	0	\$ -
f. Over \$500,000.00	0	\$ -
Sub-Total to Date	0	\$ -

2. Real or Personal Property		
a. \$0.01 - \$5,000.00	0	\$ -
b. \$5,000.01 - \$10,000.00	0	\$ -
c. \$10,000.01 - \$25,000.00	0	\$ -
d. \$25,000.01 - \$100,000.00	1	\$ 26,563.38
e. \$100,000.01 - \$500,000.01	0	\$ -
f. Over \$500,000.00	0	\$ -
Sub-Total to Date	1	\$ 26,563.38

3. Lost Earnings or Profits		
a. \$0.01 - \$5,000.00	3	\$ 6,100.00
b. \$5,000.01 - \$10,000.00	2	\$ 18,700.00
c. \$10,000.01 - \$25,000.00	1	\$ 24,600.00
d. \$25,000.01 - \$100,000.00	0	\$ -
e. \$100,000.01 - \$500,000.01	0	\$ -
f. Over \$500,000.00	0	\$ -
Sub-Total to Date	6	\$ 49,400.00

GCCF Program Statistics - Overall Summary (as of August 26, 2010, 12:01 AM ET)

Claims by Category and Amount

Claims by Category and Amount	No. of Claims Paid	Amount Paid
4. Loss of Subsistence Use of Natural Resources		
a. \$0.01 - \$5,000.00	0	\$ -
b. \$5,000.01 - \$10,000.00	0	\$ -
c. \$10,000.01 - \$25,000.00	0	\$ -
d. \$25,000.01 - \$100,000.00	0	\$ -
e. \$100,000.01 - \$500,000.01	0	\$ -
f. Over \$500,000.00	0	\$ -
Sub-Total to Date	0	\$ -
5. Physical Injury / Death		
a. \$0.01 - \$5,000.00	0	\$ -
b. \$5,000.01 - \$10,000.00	0	\$ -
c. \$10,000.01 - \$25,000.00	0	\$ -
d. \$25,000.01 - \$100,000.00	0	\$ -
e. \$100,000.01 - \$500,000.01	0	\$ -
f. Over \$500,000.00	0	\$ -
Sub-Total to Date	0	\$ -
6. Other Claims		
a. \$0.01 - \$5,000.00	0	\$ -
b. \$5,000.01 - \$10,000.00	0	\$ -
c. \$10,000.01 - \$25,000.00	0	\$ -
d. \$25,000.01 - \$100,000.00	0	\$ -
e. \$100,000.01 - \$500,000.01	0	\$ -
f. Over \$500,000.00	0	\$ -
Sub-Total to Date	0	\$ -
Total to Date	7	\$ 75,963.38

GCCF Program Statistics - Overall Summary
 (as of August 26, 2010, 12:01 AM ET)

Claims by State

Claim State of Origin	Claims Submitted	No. of Claims Paid	Amount Paid
Louisiana	6,115	2	\$ 27,000.00
Florida	5,603	3	\$ 12,500.00
Alabama	4,933	1	\$ 26,563.38
Mississippi	2,566	1	\$ 9,900.00
Texas	340	0	\$ -
Others	505	0	\$ -
Total to Date	20,062	7	\$ 75,963.38

