

## GCCCF Program Statistics - Overall Summary

(as of August 25, 2010, 12:01 AM ET)


These Summary Reports provide information for claims submitted to the GCCCF, which commenced operation on August 23, 2010. The GCCCF is in the process of reviewing and integrating the data for all claimant records and supporting documentation filed with the BP Claims Center prior to August 23, 2010. This data has been transferred from the BP Claims Center to the GCCCF. Once that review and integration process is completed, the GCCCF will provide a comprehensive report on all claims filed and payments made to date. The number below includes new claimants and claimants applying for additional emergency benefits.

<b>Claimants</b> <i>(Claimants may have one or more claims)</i>	<b>No. of Claimants</b>	<b>No. of Claims</b>
1. Individual	9,890	10,716
2. Business	3,737	3,949
<b>Total to Date</b>	<b>13,627</b>	<b>14,665</b>

<b>Claims by Emergency Or Final Payment</b>	<b>Claims Submitted</b>	<b>No. of Claims Paid</b>	<b>Amount Paid</b>
1. Emergency Advance Payment	14,232	0	\$ -
2. Final Claim* <i>*Review underway to determine whether claimant intended to file Final Claim</i>	433	0	\$ -
<b>Total to Date</b>	<b>14,665</b>	<b>0</b>	<b>\$ -</b>

<b>Claims by Category</b> <i>(includes Individual and Business)</i>	<b>Claims Submitted</b>	<b>No. of Claims Paid</b>	<b>Amount Paid</b>
1. Removal and Clean Up Costs	72	0	\$ -
2. Real or Personal Property	554	0	\$ -
3. Lost Earnings or Profits	13,111	0	\$ -
4. Loss of Subsistence Use of Natural Resources	791	0	\$ -
5. Physical Injury / Death	137	0	\$ -
<b>Total to Date</b>	<b>14,665</b>	<b>0</b>	<b>\$ -</b>

## GCCF Program Statistics - Overall Summary (as of August 25, 2010, 12:01 AM ET)



## Amount Paid to Claims by Category

*(Individual and Business)*

*No data to chart yet*

## GCCF Program Statistics - Overall Summary (as of August 25, 2010, 12:01 AM ET)

### Claims by Amount

Claims by Amount	No. of Claims Paid	Amount Paid
1. \$0.01 - \$5,000.00	0	\$ -
2. \$5,000.01 - \$10,000.00	0	\$ -
3. \$10,000.01 - \$25,000.00	0	\$ -
4. \$25,000.01 - \$100,000.00	0	\$ -
5. \$100,000.01 - \$500,000.01	0	\$ -
6. Over \$500,000.00	0	\$ -
<b>Total to Date</b>	<b>0</b>	<b>\$ -</b>

### Claims Paid by Value Range

*No data to chart yet*

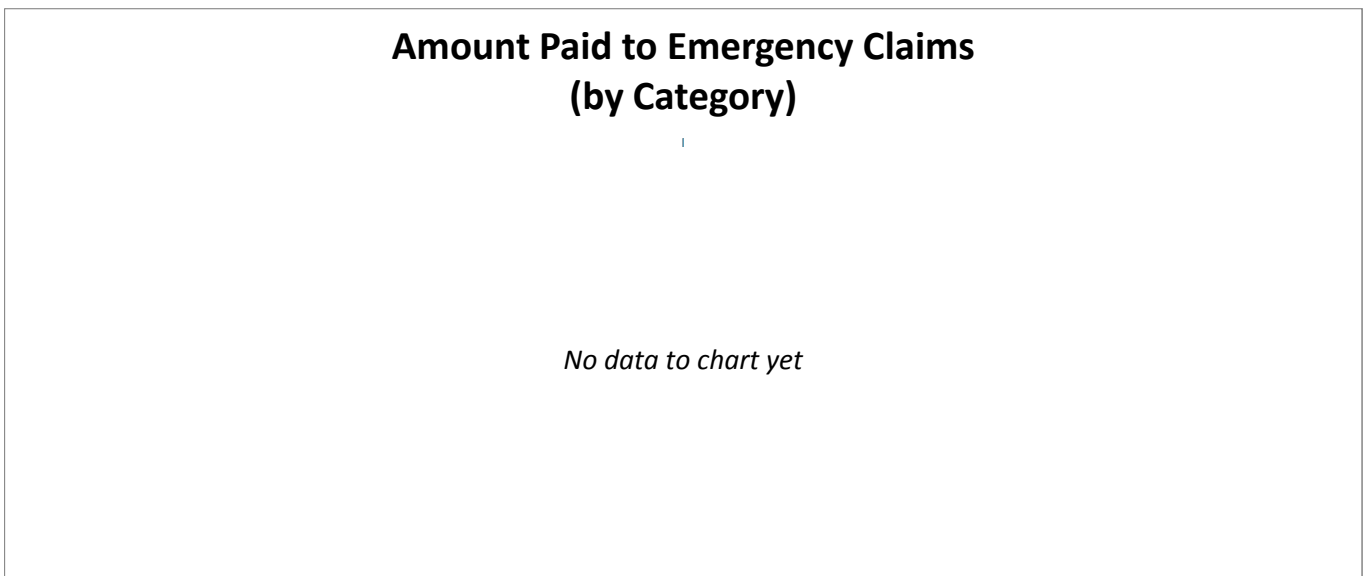
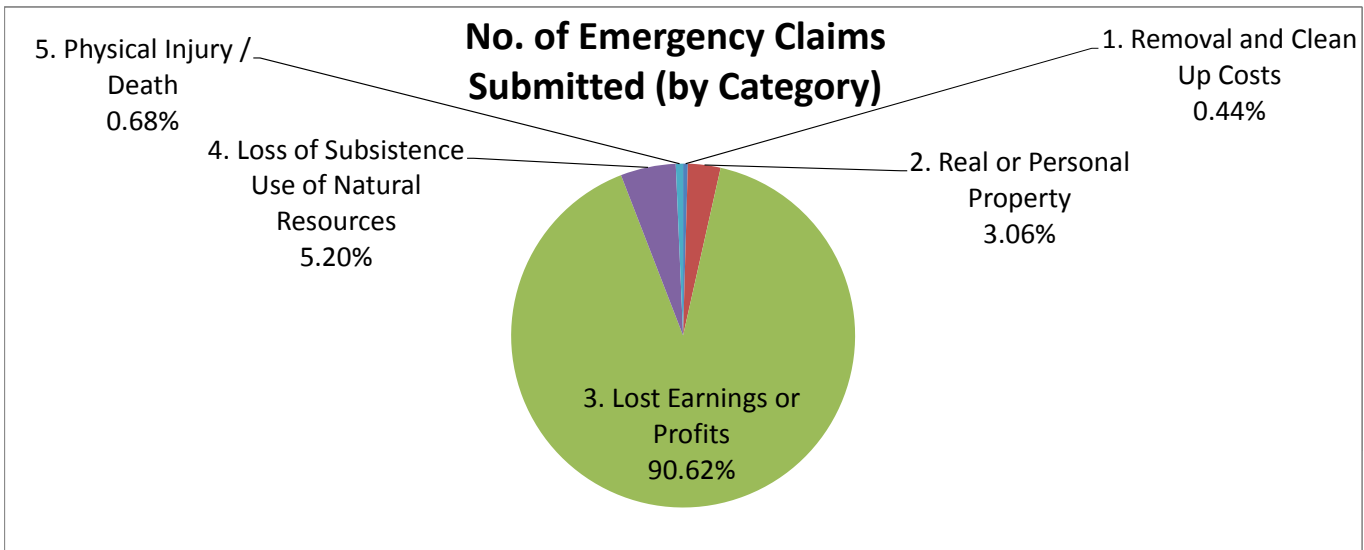
### Amount Paid by Value Range

*No data to chart yet*

**GCCF Program Statistics - Overall Summary**  
(as of August 25, 2010, 12:01 AM ET)

**Emergency Advance Claim Counts by Type**

Claims for Emergency Advance Payment	Claims Submitted	No. of Claims Paid	Amount Paid
1. Removal and Clean Up Costs	63	0	\$ -
2. Real or Personal Property	435	0	\$ -
3. Lost Earnings or Profits	12,897	0	\$ -
4. Loss of Subsistence Use of Natural Resources	740	0	\$ -
5. Physical Injury / Death	97	0	\$ -
<b>Total to Date</b>	<b>14,232</b>	<b>0</b>	<b>\$ -</b>

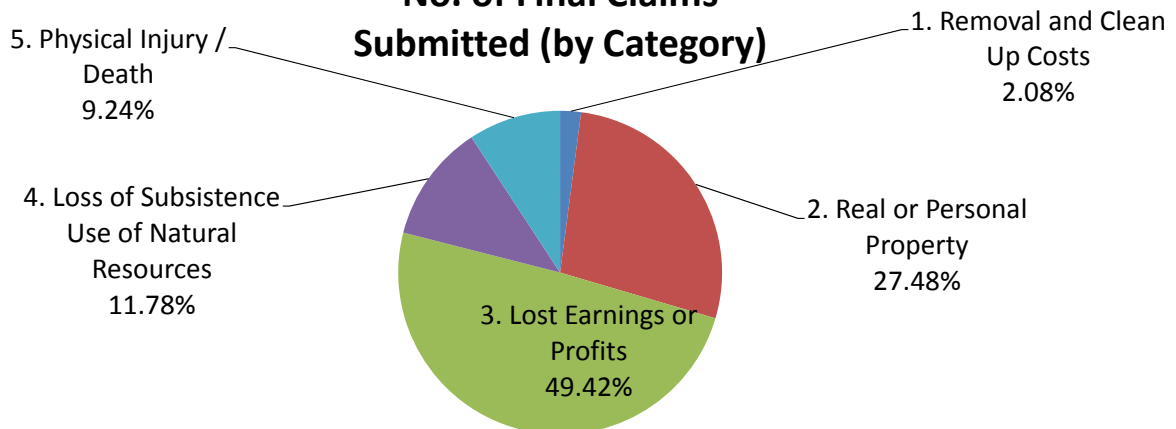


## GCCCF Program Statistics - Overall Summary (as of August 25, 2010, 12:01 AM ET)

### Final Payment Claim Counts by Type

Claims Seeking Final Payment	Claims Submitted	No. of Claims Paid	Amount Paid
1. Removal and Clean Up Costs	9	0	\$ -
2. Real or Personal Property	119	0	\$ -
3. Lost Earnings or Profits	214	0	\$ -
4. Loss of Subsistence Use of Natural Resources	51	0	\$ -
5. Physical Injury / Death	40	0	\$ -
<b>Total to Date</b>	<b>433</b>	<b>0</b>	<b>\$ -</b>

### No. of Final Claims Submitted (by Category)



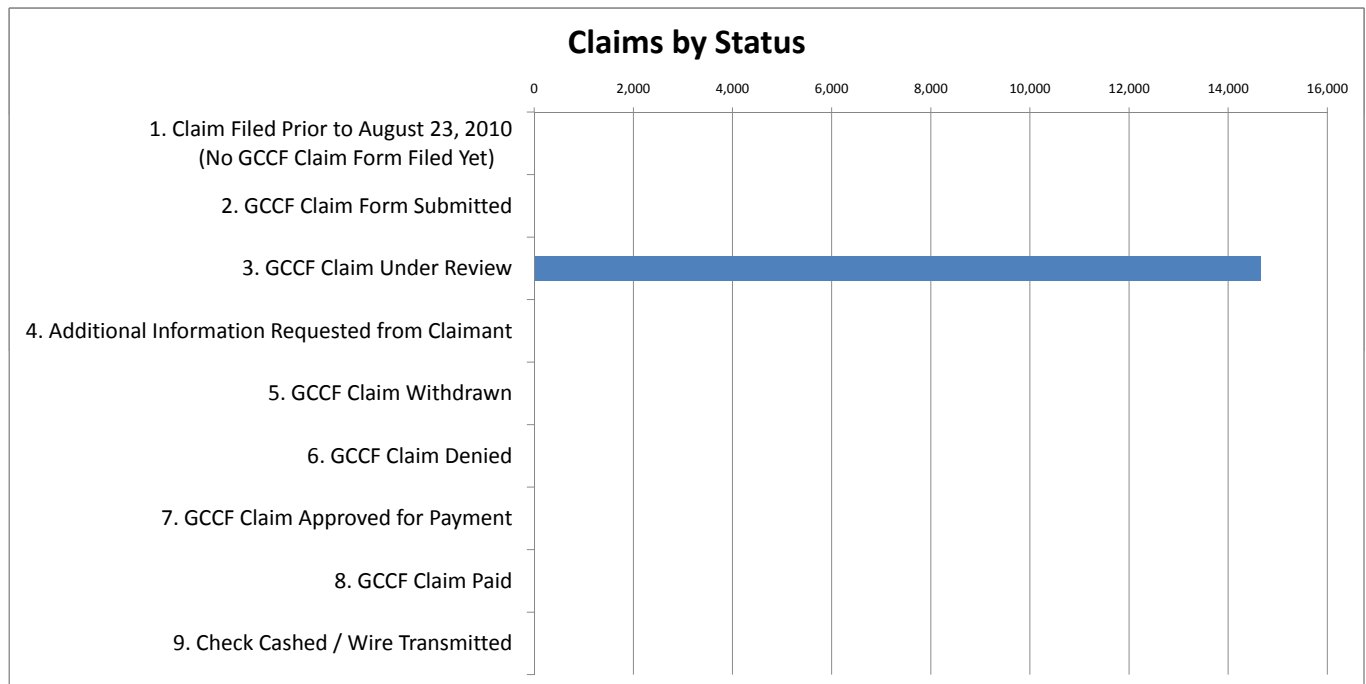
### Amount Paid to Final Claims (by Category)

*No data to chart yet*

## GCCCF Program Statistics - Overall Summary (as of August 25, 2010, 12:01 AM ET)

### Claim Counts by Status

Claim Status	No. of Claims	Avg. Age of Claims
1. Claim Filed Prior to August 23, 2010 <i>(No GCCCF Claim Form Filed Yet)</i>		
2. GCCCF Claim Form Submitted		
3. GCCCF Claim Under Review	14,665	
4. Additional Information Requested from Claimant		
5. GCCCF Claim Withdrawn		
6. GCCCF Claim Denied		
7. GCCCF Claim Approved for Payment		
8. GCCCF Claim Paid		
9. Check Cashed / Wire Transmitted		
<b>Total to Date</b>	<b>14,665</b>	



## GCCCF Program Statistics - Overall Summary (as of August 25, 2010, 12:01 AM ET)

### Claims by Category and Amount

Claims by Category and Amount	No. of Claims Paid	Amount Paid
-------------------------------	--------------------	-------------

<b>1. Removal and Clean Up Costs</b>		
a. \$0.01 - \$5,000.00	0	\$ -
b. \$5,000.01 - \$10,000.00	0	\$ -
c. \$10,000.01 - \$25,000.00	0	\$ -
d. \$25,000.01 - \$100,000.00	0	\$ -
e. \$100,000.01 - \$500,000.01	0	\$ -
f. Over \$500,000.00	0	\$ -
<b>Sub-Total to Date</b>	<b>0</b>	<b>\$ -</b>

<b>2. Real or Personal Property</b>		
a. \$0.01 - \$5,000.00	0	\$ -
b. \$5,000.01 - \$10,000.00	0	\$ -
c. \$10,000.01 - \$25,000.00	0	\$ -
d. \$25,000.01 - \$100,000.00	0	\$ -
e. \$100,000.01 - \$500,000.01	0	\$ -
f. Over \$500,000.00	0	\$ -
<b>Sub-Total to Date</b>	<b>0</b>	<b>\$ -</b>

<b>3. Lost Earnings or Profits</b>		
a. \$0.01 - \$5,000.00	0	\$ -
b. \$5,000.01 - \$10,000.00	0	\$ -
c. \$10,000.01 - \$25,000.00	0	\$ -
d. \$25,000.01 - \$100,000.00	0	\$ -
e. \$100,000.01 - \$500,000.01	0	\$ -
f. Over \$500,000.00	0	\$ -
<b>Sub-Total to Date</b>	<b>0</b>	<b>\$ -</b>

## GCCF Program Statistics - Overall Summary (as of August 25, 2010, 12:01 AM ET)

### Claims by Category and Amount

Claims by Category and Amount	No. of Claims Paid	Amount Paid
<b>4. Loss of Subsistence Use of Natural Resources</b>		
a. \$0.01 - \$5,000.00	0	\$ -
b. \$5,000.01 - \$10,000.00	0	\$ -
c. \$10,000.01 - \$25,000.00	0	\$ -
d. \$25,000.01 - \$100,000.00	0	\$ -
e. \$100,000.01 - \$500,000.01	0	\$ -
f. Over \$500,000.00	0	\$ -
<b>Sub-Total to Date</b>	<b>0</b>	<b>\$ -</b>
<b>5. Physical Injury / Death</b>		
a. \$0.01 - \$5,000.00	0	\$ -
b. \$5,000.01 - \$10,000.00	0	\$ -
c. \$10,000.01 - \$25,000.00	0	\$ -
d. \$25,000.01 - \$100,000.00	0	\$ -
e. \$100,000.01 - \$500,000.01	0	\$ -
f. Over \$500,000.00	0	\$ -
<b>Sub-Total to Date</b>	<b>0</b>	<b>\$ -</b>
<b>6. Other Claims</b>		
a. \$0.01 - \$5,000.00	0	\$ -
b. \$5,000.01 - \$10,000.00	0	\$ -
c. \$10,000.01 - \$25,000.00	0	\$ -
d. \$25,000.01 - \$100,000.00	0	\$ -
e. \$100,000.01 - \$500,000.01	0	\$ -
f. Over \$500,000.00	0	\$ -
<b>Sub-Total to Date</b>	<b>0</b>	<b>\$ -</b>
<b>Total to Date</b>	<b>0</b>	<b>\$ -</b>



**GCCF Program Statistics - Overall Summary**  
 (as of August 25, 2010, 12:01 AM ET)

**Claims by State**

Claim State of Origin	Claims Submitted	No. of Claims Paid	Amount Paid
Louisiana	4,580	0	\$ -
Florida	4,095	0	\$ -
Alabama	3,733	0	\$ -
Mississippi	1,912	0	\$ -
Texas	303	0	\$ -
Others	42	0	\$ -
<b>Total to Date</b>	<b>14,665</b>	<b>0</b>	<b>\$ -</b>

