

Department of Education Discretionary Appropriations


(\$ in billions)

<u>Fiscal Year</u>	<u>Appropriation</u>	<u>Increase Over Prior Year Proposed by Bush</u>		<u>Final Increase Over Prior Year</u>	
		<u>Dollars</u>	<u>Percent</u>	<u>Dollars</u>	<u>Percent</u>
1998	29.9	n/a	n/a	3.3	12.2%
1999	33.5	n/a	n/a	3.6	12.1%
2000	35.6	n/a	n/a	2.1	6.2%
2001	42.2	n/a	n/a	6.6	18.6%
2002	48.9	2.3	5.5%	6.7	15.9%
2003 request	50.3	1.4	2.8%	n/a	n/a

Five Year (2002-1998) Average Annual Increase Is 13%

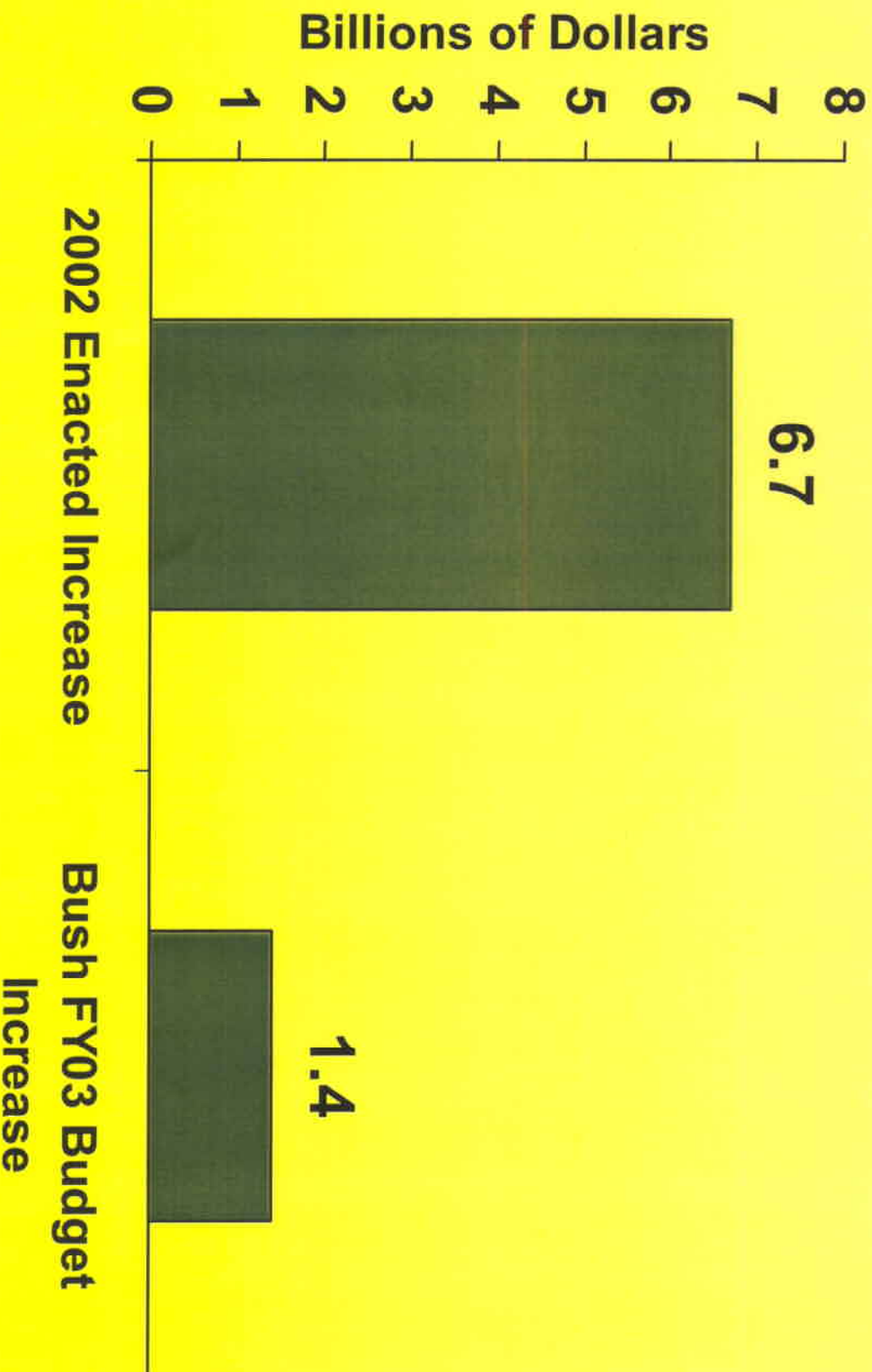
Source: House Appropriations Committee Minority

Bush Budget Cuts Rate of Growth in Education Spending by More than 75 Percent



The Bush 2003 Education Budget


Appropriations Increase Over Prior Year



Bush Budget Shortchanges Education Reform




Bush Budget Shortchanges Teachers



*Note: Because ESEA authorizes such sums as necessary for the Teacher Quality State Grant in FY 2003, the FY 2003 Authorization assumed here is \$3.25 billion - the FY 2002 authorization adjusted for inflation.

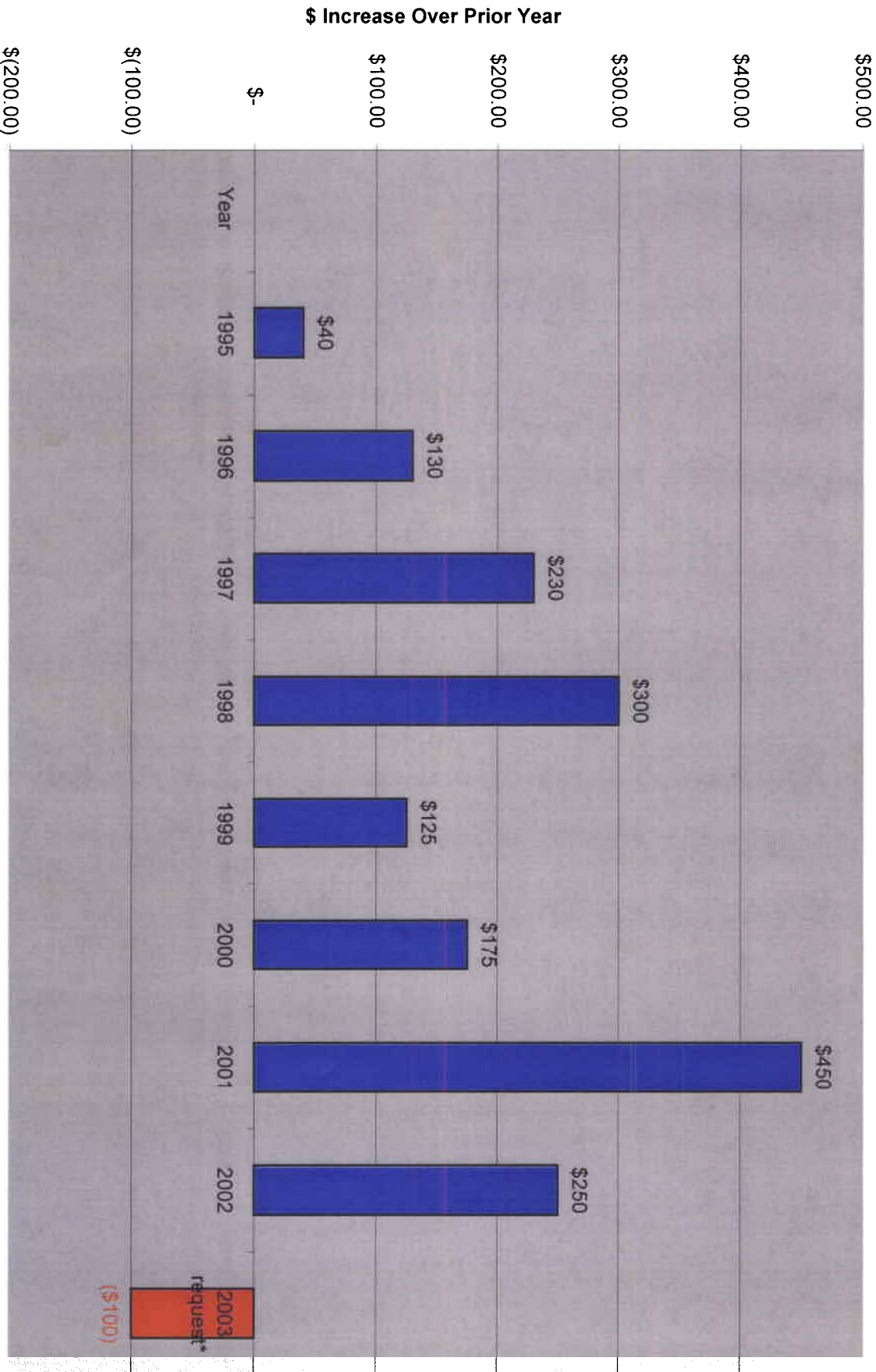
Prepared by the House Appropriations Committee Minority Staff

Bush Budget Leaves Low-Income Children Behind



Prepared by the House Appropriations Committee Minority Staff

BUSH FY 2003 BUDGET CUTS THE MAXIMUM PELL GRANT



*Note: The Congressional Budget Office estimates that the maximum Pell grant would decrease from \$4,000 to \$3,900 under the Bush FY 2003 budget.

Prepared by House Appropriations Committee Minority Staff