

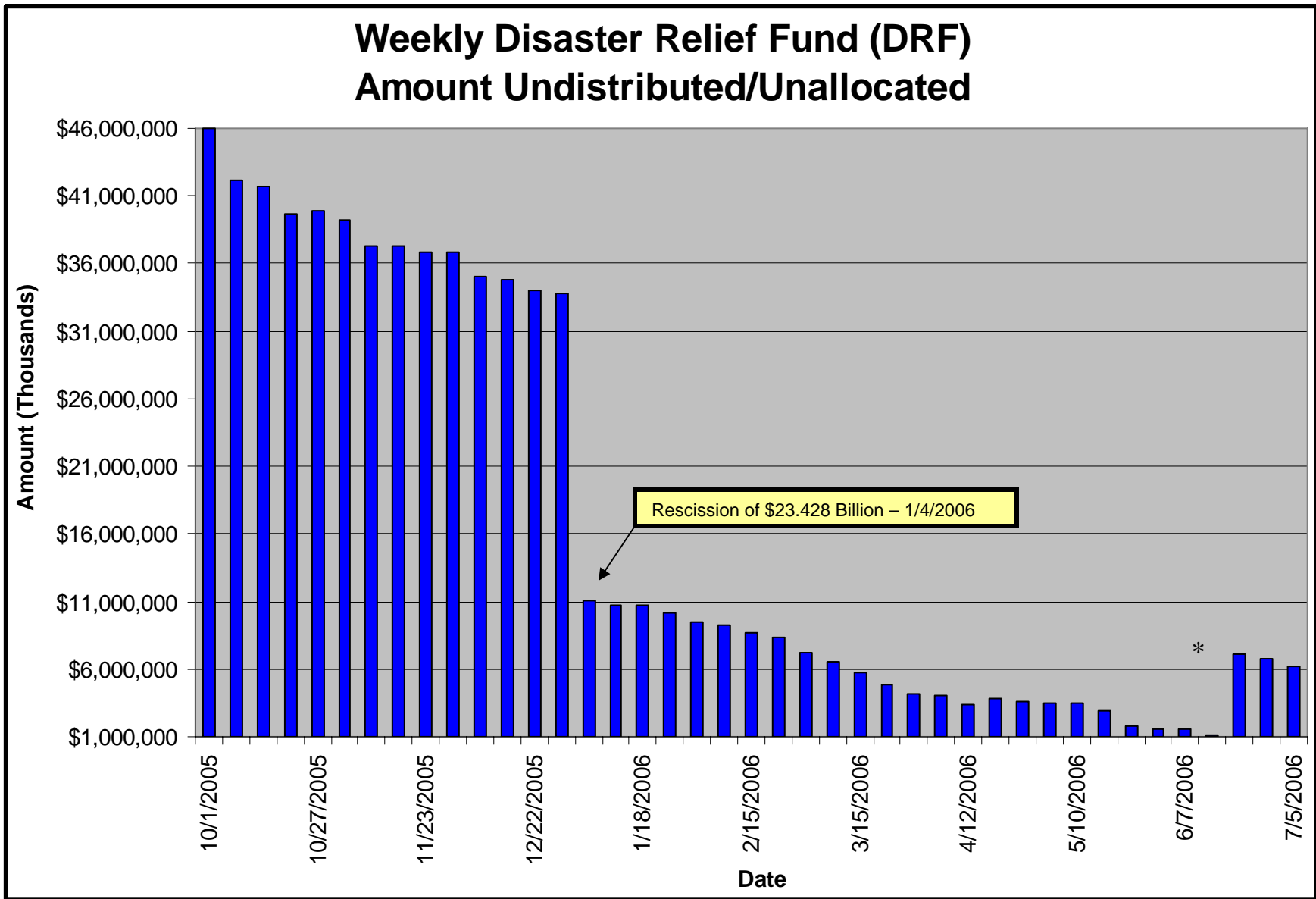
Department of Homeland Security - Federal Emergency Management Agency
Weekly Disaster Relief Fund (DRF) Report
7-05-2006
Congressional Weekly Report

TABLE OF CONTENTS

File	Title of File	Description	Page Numbers
Intro.	Graphical Representations	Graphic Analysis: ▪ DRF Amount Undistributed (10-1-2005 to present)	2
		▪ DRF Amount Undistributed (Current 8 weeks)	3
		▪ Allocations and Obligations for Katrina	4
		▪ Katrina, Rita and Wilma Allocations, Obligations and Expenditures	5
		▪ National Flood Insurance Claims	6
		▪ Manufactured Housing	7
2	Disaster Relief Fund - Status Report	Status of the Disaster Relief Fund	8-9
3	National Flood Insurance Data	Flood Insurance Claims made to Feds, by State; Homes Damaged without Flood Insurance, by State; Households Individual Claim Fully Paid, by State	10
4	Housing Data	Hotel and Manufactured Housing Information	11-13
5	Katrina, Rita and Wilma Declarations	Declarations by Major Object Class, Declarations by Program Area and Mission Assignments	14-24
		Vendor Details; Credit Card data; Obligations greater than \$50,000,000; Declarations; Missions Details; New Orleans data	25-84
6	Disaster Relief Terms	Definitions	85-86

FEDERAL EMERGENCY MANAGEMENT AGENCY
 DISASTER RELIEF FUND

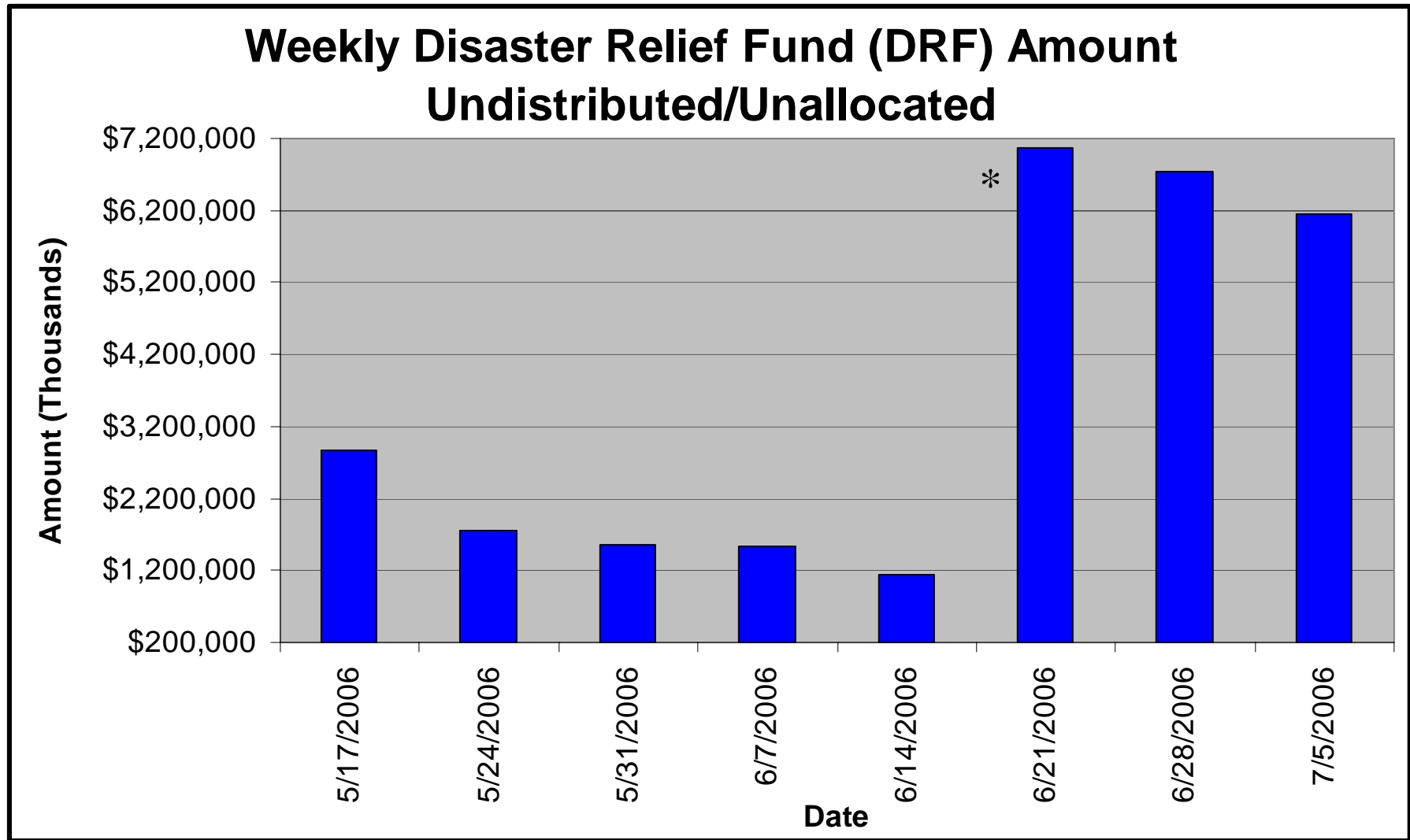
10/1/2005 to 7/5/2006



* Note: \$6,000,000 supplemental pursuant to P.L. 109-234

FEDERAL EMERGENCY MANAGEMENT AGENCY
DISASTER RELIEF FUND

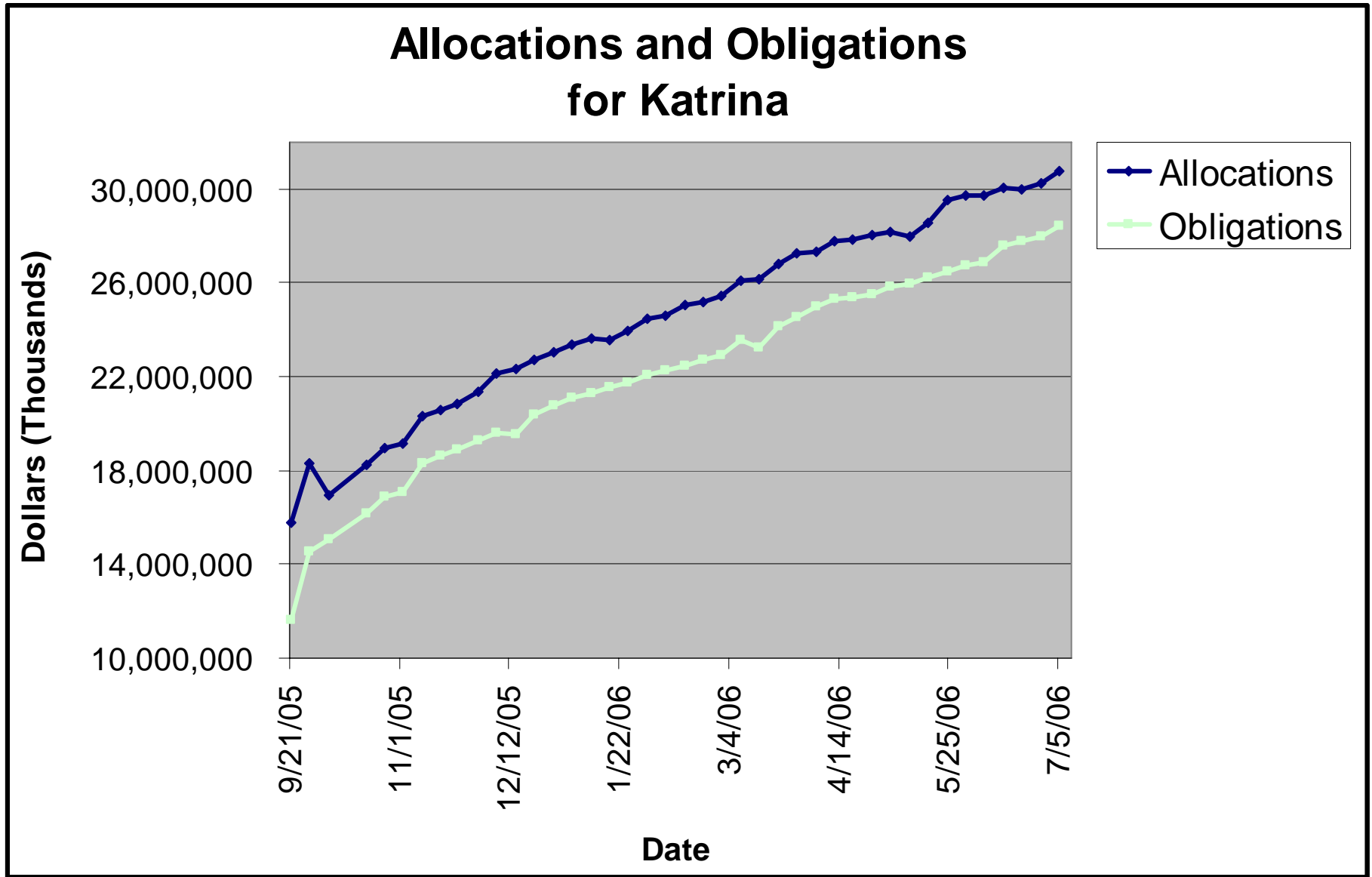
As of 7/05/06



* Note: \$6,000,000 supplemental pursuant to P.L. 109-234

FEDERAL EMERGENCY MANAGEMENT AGENCY
DISASTER RELIEF FUND

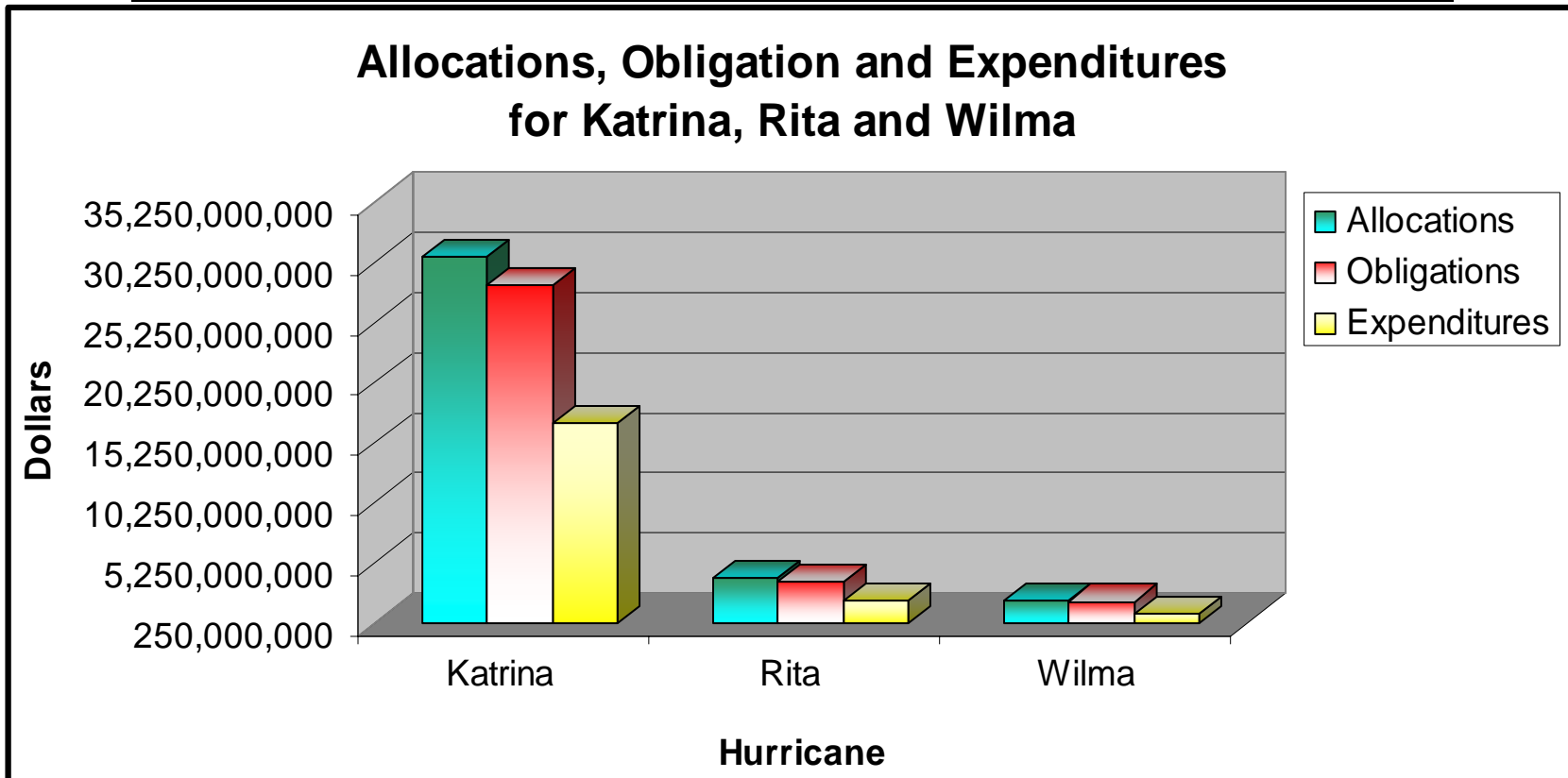
As of 7/05/06



**FEDERAL EMERGENCY MANAGEMENT AGENCY
DISASTER RELIEF FUND**

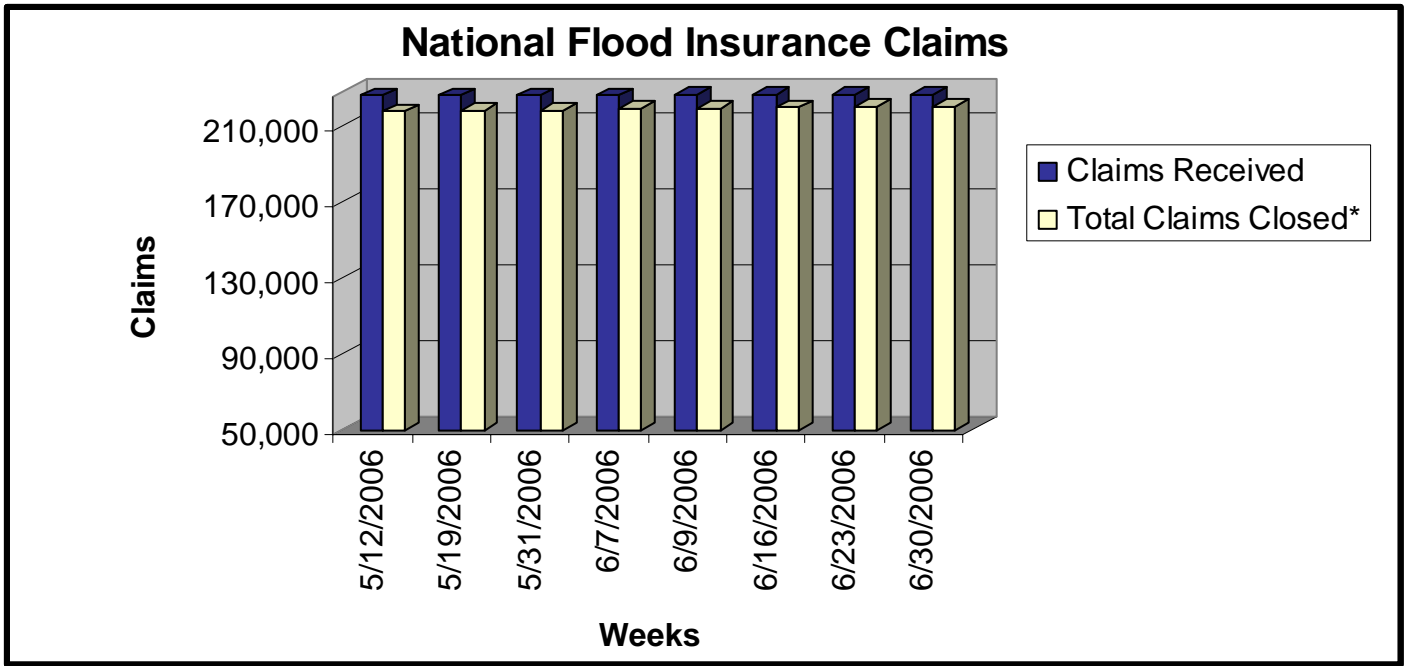
As of 7/05/06

Katrina, Rita and Wilma Allocations, Obligations and Expenditures				
	Katrina	Rita	Wilma	Totals
Allocations	30,781,999,798	4,001,712,650	2,123,337,772	36,907,050,220
Obligations	28,423,819,789	3,715,274,267	2,043,380,921	34,182,474,977
Expenditures	16,922,004,983	2,139,397,273	1,071,376,937	20,132,779,193

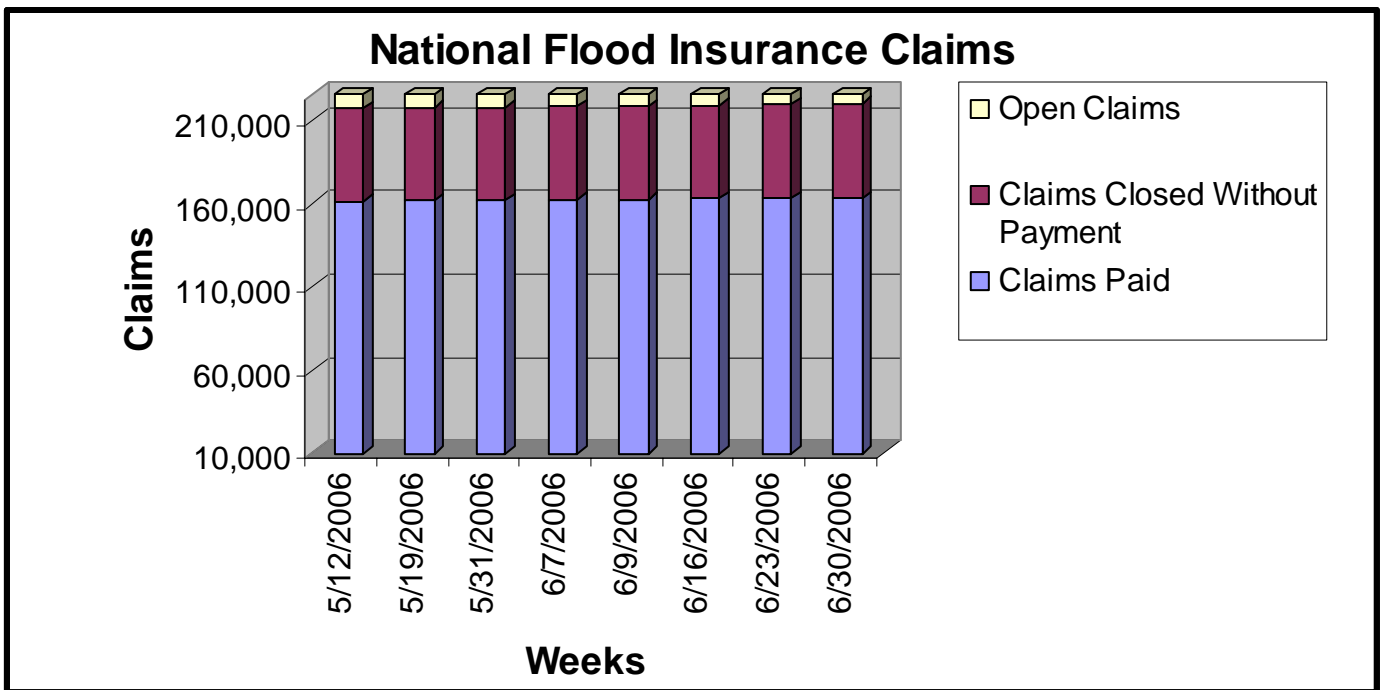


**FEDERAL EMERGENCY MANAGEMENT AGENCY
DISASTER RELIEF FUND**

As of 6/30/06



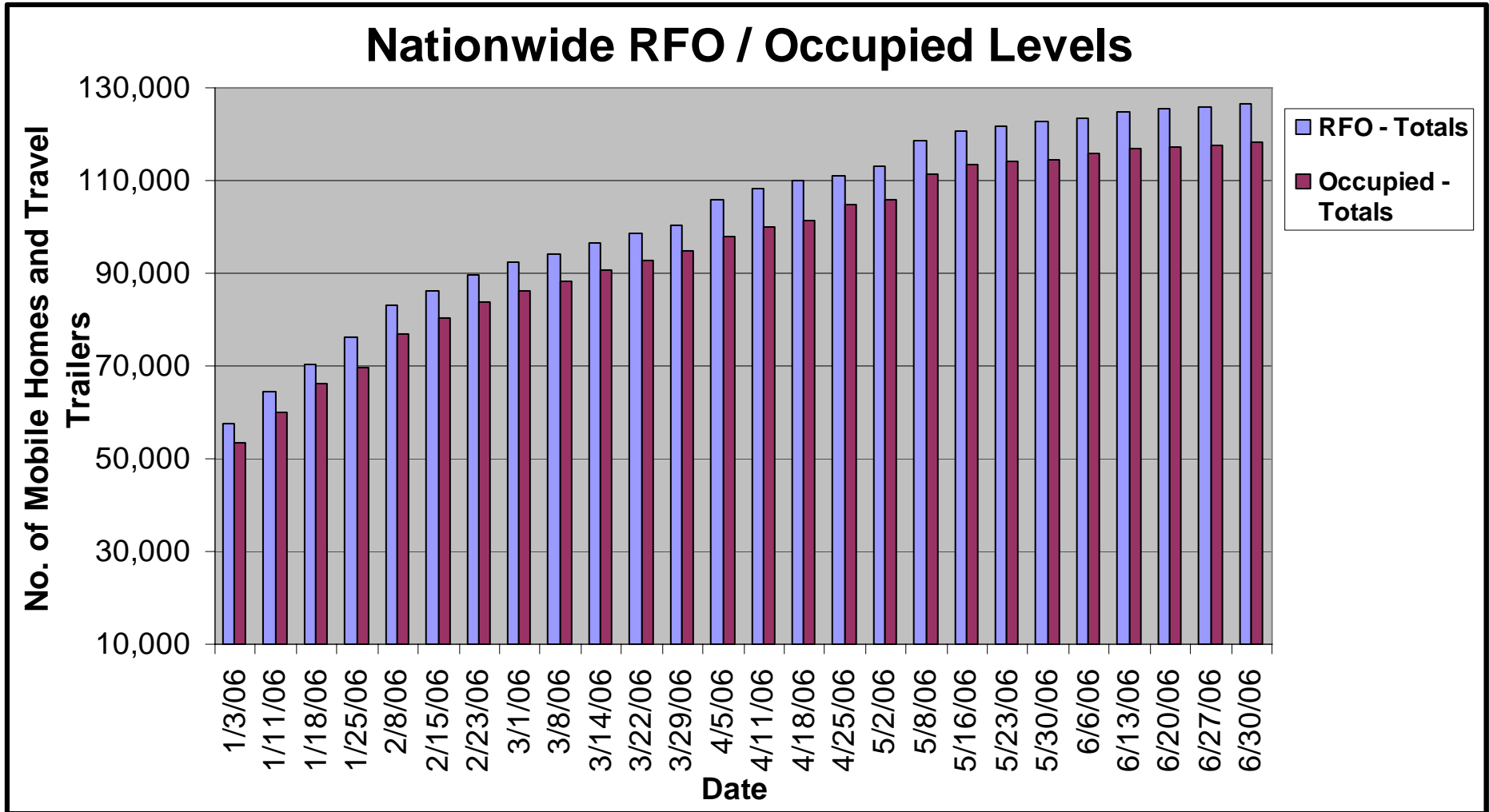
*Note: "Total Claims Closed" incorporates Claims Closed Without Payment (CWOPs) and Claims Paid. CWOPs are claims that are received, but closed without payment because the damage is not covered by the NFIP Standard Flood Insurance Policy.



FEDERAL EMERGENCY MANAGEMENT AGENCY
DISASTER RELIEF FUND

As of 6/30/06

Manufactured Housing Data
Mobile Homes and Travel Trailers Ready for Occupation (RFO) and Occupied



HOMELAND SECURITY - FEDERAL EMERGENCY MANAGEMENT AGENCY
DISASTER RELIEF FUND - FY-2006 ACTIVITY
Dollars in Thousands
As of 07/05/06

Status of the Disaster Relief Fund

	<u>Direct/Support</u>	<u>Change Since Last Report</u>
Status of Obligations:		
FY 2005 APPROPRIATION AVAILABLE:	69,687,736	0
FY 2005 OBLIGATIONS (net of recoveries):	23,158,726	0
FY 2005 UNOBLIGATED BALANCE:	46,529,010	0
FY 2006 APPROPRIATION AVAILABLE:	31,510,170	66,540
TOTAL OBLIGATIONS FY 2006 (net):	20,034,485	371,626
Obligations-FY '05 Recoveries:	2,140,660	66,539
Less: TOTAL OBLIGATIONS FY 2006 (gross):	22,175,145	438,165
UNOBLIGATED BALANCE:	9,335,025	(371,625)
Status of Commitments:		
Less: TOTAL COMMITMENTS:	24,698,547	447,714
UNCOMMITTED BALANCE:	6,811,623	(381,174)
Status of Allocations:		
FUNDS ALLOCATED FY 2005:	23,158,726	0
FUNDS ALLOCATED FY 2006:	25,359,973	658,397
Less: TOTAL OBLIGATIONS FY 2006 (gross):	22,175,145	438,165
UNOBLIGATED ALLOCATION:	3,184,828	220,232
Amount Undistributed/Unallocated:	6,150,197	(591,857)

¹ Includes the rescission of \$23,409,300,000, transfer of \$752,500,000 to the Disaster Assistance Direct Loan Program Account, recoveries of \$2,140,660,260, the addition of the FY 2006 annual appropriation of \$1,752,300,000, the transfer of \$712,000,000 to the Small Business Administration for the Disaster Loan Program Account, the addition of the Fourth Emergency Supplemental appropriation of \$6,000,000,000 and the transfer of \$38,000,000 to the Social Security Administration.

HOMELAND SECURITY - FEDERAL EMERGENCY MANAGEMENT AGENCY
DISASTER RELIEF FUND
Dollars in Thousands
As of 07/05/06

Status of the Katrina Disaster Relief Funds

	<u>Direct/Support</u>	<u>Change Since Last Report</u>
Status of Allocations:		
FUNDS ALLOCATED:	30,782,000	558,685
Less: TOTAL OBLIGATIONS (gross):	28,423,820	447,579
UNOBLIGATED ALLOCATION:	2,358,180	111,106
Status of Obligations:		
TOTAL OBLIGATIONS (gross):	28,423,820	447,579

Status of the Rita Disaster Relief Funds

	<u>Direct/Support</u>	<u>Change Since Last Report</u>
Status of Allocations:		
FUNDS ALLOCATED:	4,001,713	13,233
Less: TOTAL OBLIGATIONS (gross):	3,715,274	(76,278)
UNOBLIGATED ALLOCATION:	286,438	89,510
Status of Obligations:		
TOTAL OBLIGATIONS (gross):	3,715,274	(76,278)

Status of the Wilma Disaster Relief Funds

	<u>Direct/Support</u>	<u>Change Since Last Report</u>
Status of Allocations:		
FUNDS ALLOCATED:	2,123,338	5,500
Less: TOTAL OBLIGATIONS (gross):	2,043,381	6,231
UNOBLIGATED ALLOCATION:	79,957	(731)
Status of Obligations:		
TOTAL OBLIGATIONS (gross):	2,043,381	6,231

Disaster Relief Fund: Details by Disaster Declaration (Katrina)						
Hurricane Katrina				Allocations	Obligations	Unobligated
Florida	Declared 8/28/05	1602DR		192,972	188,378	4,594
Louisiana	Declared 8/27/05	3212EM		8,508	8,508	0
Louisiana	Declared 8/28/05	1603DR		19,072,938	17,640,041	1,432,897
Subtotal, LA				19,081,446	17,648,549	1,432,897
Mississippi	Declared 8/28/05	3213EM		2,623	2,623	0
Mississippi	Declared 8/28/05	1604DR		9,553,249	8,728,929	824,320
Subtotal, MS				9,555,871	8,731,551	824,320
Alabama	Declared 8/28/05	3214EM		84	84	0
Alabama	Declared 8/28/05	1605DR		1,155,138	1,094,051	61,087
Subtotal, AL				1,155,222	1,094,136	61,087
Evacuations						
Arkansas	Declared 9/02/05	3215EM		54,211	54,225	(15)
Texas	Declared 9/02/05	3216EM		567,213	558,273	8,941
Tennessee	Declared 9/05/05	3217EM		29,088	27,685	1,403
Georgia	Declared 9/05/05	3218EM		20,953	16,474	4,479
Oklahoma	Declared 9/05/05	3219EM		14,427	12,649	1,779
Florida	Declared 9/05/05	3220EM		9,202	7,848	1,354
West Virginia	Declared 9/05/05	3221EM		745	712	33
North Carolina	Declared 9/05/05	3222EM		2,002	1,978	24
Utah	Declared 9/05/05	3223EM		1,415	1,396	19
Colorado	Declared 9/05/05	3224EM		14,246	14,177	69
Michigan	Declared 9/07/05	3225EM		2,524	2,130	393
District of Columbia	Declared 9/07/05	3226EM		1,939	1,891	49
Washington	Declared 9/07/05	3227EM		3,425	3,353	72
Oregon	Declared 9/07/05	3228EM		2,092	2,085	7
New Mexico	Declared 9/07/05	3229EM		2,246	913	1,334
Illinois	Declared 9/07/05	3230EM		2,669	1,639	1,030
Kentucky	Declared 9/10/05	3231EM		4,310	4,269	41
Missouri	Declared 9/10/05	3232EM		2,676	2,600	76
South Carolina	Declared 9/10/05	3233EM		3,657	3,550	107
South Dakota	Declared 9/10/05	3234EM		294	274	21
Pennsylvania	Declared 9/10/05	3235EM		3,044	2,899	145
Kansas	Declared 9/10/05	3236EM		163	163	0
Alabama	Declared 9/10/05	3237EM		4,000	3,932	68
Indiana	Declared 9/10/05	3238EM		4,151	3,864	287
Iowa	Declared 9/10/05	3239EM		238	228	10
Virginia	Declared 9/12/05	3240EM		724	703	21
Arizona	Declared 9/12/05	3241EM		7,538	7,511	27
Minnesota	Declared 9/13/05	3242EM		15,024	3,850	11,174
Nevada	Declared 9/13/05	3243EM		1,317	993	324
Idaho	Declared 9/13/05	3244EM		620	594	26
Nebraska	Declared 9/13/05	3245EM		211	211	0
Connecticut	Declared 9/13/05	3246EM		1,043	716	327
North Dakota	Declared 9/13/05	3247EM		66	55	10
California	Declared 9/13/05	3248EM		903	672	231
Wisconsin	Declared 9/13/05	3249EM		3,526	2,971	555
Ohio	Declared 9/13/05	3250EM		2,544	2,492	52
Maryland	Declared 9/13/05	3251EM		1,744	1,647	97
Massachusetts	Declared 9/13/05	3252EM		5,764	5,684	80
Montana	Declared 9/13/05	3253EM		443	432	11
Rhode Island	Declared 9/19/05	3255EM		1,525	1,154	371
Maine	Declared 9/19/05	3256EM		106	57	49
New Jersey	Declared 9/19/05	3257EM		201	184	17
New Hampshire	Declared 9/19/05	3258EM		106	16	90
New York	Declared 9/30/05	3262EM		1,999	1,954	45
Delaware	Declared 9/30/05	3263EM		151	101	50
Subtotal, Evacuations				796,487	761,206	35,282
Total, Katrina				30,782,000	28,423,820	2,358,180
Disaster Relief Fund: Details by Disaster Declaration (Rita)						
Hurricane Rita				Allocations	Obligations	Unobligated
Florida	Declared 9/20/05	3259EM		10,391	10,213	178
Louisiana	Declared 9/21/05	3260EM		275	275	0
Louisiana	Declared 9/24/05	1607DR		1,819,560	1,679,525	140,035
Subtotal, Louisiana				1,819,835	1,679,800	140,035
Texas	Declared 9/21/05	3261EM		111,869	111,730	139
Texas	Declared 9/24/05	1606DR		2,059,617	1,913,531	146,086
Subtotal, Texas				2,171,487	2,025,262	146,225
Total, Rita				4,001,713	3,715,274	286,438
Disaster Relief Fund: Details by Disaster Declaration (Wilma)						
Hurricane Wilma				Allocations	Obligations	Unobligated
Florida	Declared 10/24/05	1609DR		2,123,338	2,043,381	79,957
Subtotal, FL				2,123,338	2,043,381	79,957
Total, Wilma				2,123,338	2,043,381	79,957

National Flood Insurance Program Data for Hurricanes Katrina and Rita

As of 06/30/2006

Number of Flood Insurance Claims Made to Feds, by State*

State and Disaster Number	Number of Losses Received
Florida, DR-1602	8,981
Louisiana, DR-1603	177,235
Mississippi, DR-1604	19,006
Alabama, DR-1605	5,716
Texas, DR-1606	3,875
Louisiana, DR-1607	10,903
TOTAL	225,716

*The data above is gathered through telephone surveys of NFIP Write Your Own companies and represents the best available information. These numbers should be regarded as preliminary estimates.

As of 3/28/06

Number of Homes Damaged Without Flood Insurance, by State**

State and Disaster Number	Number of Registrants Reporting No Flood Insurance
Florida, DR-1602	733
Louisiana, DR-1603 and 1607	32,768
Mississippi, DR-1604	26,716
Alabama, DR-1605	1,743
Texas, DR-1606	889
TOTAL	62,849

**Reports dated before 3/28/06 were based on households reported as flood damaged by the "applicants" when they originally filed for assistance. The data above represents the number of owners and renters (households) that registered through FEMA's National Processing Service Center, and subsequently received an inspection by FEMA or SBA. This report consists of only those households verified by inspection as flood damaged, including homes where sensors recorded flooding activity.

As of 6/30/2006

Number of Households Individual Claim Fully Paid, by State***

State and Disaster Number	Number of Losses Paid
Florida, DR-1602	5,677
Louisiana, DR-1603	126,458
Mississippi, DR-1604	17,078
Alabama, DR-1605	5,006
Texas, DR-1606	1,646
Louisiana, DR-1607	7,314
TOTAL	163,179

***"Losses Paid" are numbers generated from estimates received from the NFIP Write Your Own companies. These numbers represent all NFIP policies, both commercial and residential. This data represents the best information available at this time.

As of 06/30/2006

Number of Flood Insurance Claims Closed Without Payment (CWOP)*

State and Disaster Number	Number of CWOP Claims
Florida, DR-1602	2,983
Louisiana, DR-1603	46,499
Mississippi, DR-1604	1,492
Alabama, DR-1605	533
Texas, DR-1606	2,066
Louisiana, DR-1607	3,003
TOTAL	56,576

*The data above is gathered through telephone surveys of NFIP Write Your Own companies and represents the best available information. These numbers should be regarded as preliminary estimates. CWOPs are claims that are received, but closed without payment because the damage is not covered by the NFIP Standard Flood Insurance Policy.

**Hurricanes Katrina, Rita and Wilma
Hotel and Motel Data*
As of 7/03/06**

Hotel & Motel Rooms	7/3/06
State Breakdown	Authorization Codes
LA	39
Cumulative Total	39

*As of 5/02/06, FEMA tracks hotel occupancy through the use of authorization codes rather than hotel rooms. Authorization codes are issued to individual applicants (or an individual on behalf of a household) who meet eligibility and verification requirements to occupy a FEMA funded hotel room(s). While the number of authorization codes issued roughly reflects the number of rooms occupied, it is not a direct correlation.

MANUFACTURED HOUSING DATA AS OF 6/30/2006

Hurricanes Katrina / Rita Manufactured Housing Data		6.30.06
Louisiana		
Inventory at Staging Area		593
Travel Trailers		259
Mobile Homes		212
Modular Housing		122
Issued from Staging Area -Today		13
Pads - Leased (1)		12,508
Pads - Leases Pending		91,841
RFO		80,918
Travel Trailers		76,754
Mobile Homes		4,164
Occupied		74,678
Travel Trailers		71,283
Mobile Homes		3,395
Total Units Vacant (TT/MH)		6,240
Mississippi		
Inventory at Staging Area		1,737
Travel Trailers		1,268
Mobile Homes		469
Modular Housing		0
Issued from Staging Area -Today		4
Pads - Leased (1)		6,373
Pads - Leases Pending		200
RFO		38,123
Travel Trailers		33,530
Mobile Homes		4,593
Occupied		37,907
Travel Trailers		33,399
Mobile Homes		4,508
Total Units Vacant (TT/MH)		216
Alabama		
Inventory at Staging Area		2,962
Travel Trailers		1,494
Mobile Homes		1,468
Modular Housing		0
Issued from Staging Area -Today		2
Pads - Leased (1)		3,491
Pads - Leases Pending		184
RFO		3,482
Travel Trailers		3,482
Mobile Homes		0
Occupied		1,757
Travel Trailers		1,757
Mobile Homes		0
Total Units Vacant (TT/MH)		1,725

MANUFACTURED HOUSING DATA AS OF 6/30/2006

Hurricanes Katrina / Rita Manufactured Housing Data Continued	
Texas	
Inventory at Staging Area	13,168
Travel Trailers	301
Mobile Homes	11,077
Modular Housing	1,790
Issued from Staging Area-Today	1
Pads - Leased (1)	194
Pads - Leases Pending	0
RFO	3,866
Travel Trailers	3,866
Mobile Homes	0
Occupied	3,849
Travel Trailers	3,849
Mobile Homes	0
Total Units Vacant (TT/MH)	17
Florida	
Inventory at Staging Area	920
Travel Trailers	695
Mobile Homes	225
Modular Housing	0
Issued from Staging Area -Today	0
Totals	
RFO - Totals	126,389
Occupied - Totals	118,191
Vacant - Totals	8,198
Comments	
The figures contained in this report are based on best available data.	
» Report includes travel trailer, mobile home data and modular housing data.	
» Staging areas: LA - New Orleans, Baton Rouge and Lake Charles; AR - Hope; AL - Selma-Craig and Summerdale; TX - Texarkana and Jasper; MS - Purvis and Carne	
» FL-LT manages Florida manufactured housing.	
» Emergency Housing Sites include industrial, commercial, private and group sites.	
Notes:	
1. Excludes private and industrial EGS.	
2. Includes private, industrial, commercial and group sites.	

KATRINA DECLARATIONS BY MAJOR OBJECT CLASS

AS OF 07-05-2006

ROUNDED TO THE NEAREST DOLLAR / PERCENT

PROGRAM AREA	PROGRAM NAME	ALLOCATIONS	UN-OBLIGATED COMMITMENTS	OBLIGATIONS	UN-OBLIGATED ALLOCATIONS(c)	UN-LIQUIDATED OBLIGATIONS	EXPENDITURES	ALLOCATION AVAILABLE
1-HUMAN SERVICES	2503-UNEMPLOYMENT	423,459,491		410,183,399	13,276,092		410,183,399	13,276,092
	2504-CRISIS COUNSELING-NIMH	70,531,403		21,048,736	49,482,667		21,048,736	49,482,667
	2576-LEGAL SERVICES	231,675	137,000	144,167	87,508	16,900	127,267	(49,492)
	2592-INSPECTIONS	194,843,996	30,917,318	162,318,986	32,525,010	48,126,516	114,192,470	1,607,692
	4149-OTHER NEEDS ASSISTANCE	1,810,845,325		1,810,845,325		29,481,660	1,781,363,665	
	414X-HOUSING ASSISTANCE	4,072,264,822	5,883	4,072,367,697	(102,874)	25,201,881	4,047,165,816	(108,758)
	4152-CRISIS COUNSELING-SCC	39,872,020		39,472,683	399,337	17,803,056	21,669,627	399,337
	MANUFACTURED HOUSING	7,572,980,897	1,689,548,598	5,798,564,808	1,774,416,089	1,471,048,054	4,327,516,754	84,867,491
TOTAL	14,185,029,630	1,720,608,800	12,314,945,800	1,870,083,829	1,591,678,067	10,723,267,733	149,475,029	
2-INFRASTRUCTURE	2594-INSPECTIONS	355,267,629	18,748,000	335,229,675	20,037,954	93,218,924	242,010,751	1,289,954
	416X-PUBLIC ASSISTANCE	5,273,579,012		5,187,931,274	85,647,738	2,643,964,666	2,543,966,608	85,647,738
	TOTAL	5,628,846,641	18,748,000	5,523,160,949	105,685,693	2,737,183,589	2,785,977,359	86,937,693
3-MITIGATION	2593-INSPECTIONS	28,722,196	3,896,937	20,740,529	7,981,667	14,287,209	6,453,320	4,084,730
	4173-HAZARD MITIGATION	15,570,624		15,570,624		15,257,026	313,598	
	TOTAL	44,292,820	3,896,937	36,311,153	7,981,667	29,544,235	6,766,918	4,084,730
4-OPERATIONS	2507-MISSIONS-TA	27,305,756		26,074,256	1,231,500	24,028,244	2,046,012	1,231,500
	2508-MISSIONS-DFA	4,986,847,155		4,975,135,520	11,711,634	4,473,772,563	501,362,958	11,711,634
	TOTAL	5,014,152,911		5,001,209,776	12,943,134	4,497,800,806	503,408,970	12,943,134
5-ADMINISTRATION	11XX-SALARIES & BENEFITS	345,594,511		361,068,363	(15,473,852)	361,068,363	(15,473,852)	
	21XX-TRAVEL	215,602,974	3,313,542	205,758,145	9,844,829	16,180,118	189,578,027	6,531,287
	22XX-TRANSPORTION	46,023,671	64,774	41,650,429	4,373,243	6,101,011	35,549,418	4,308,468
	23XX-RENT, COMM, UTILITIES	278,974,627	27,463,354	248,997,525	29,977,102	65,802,070	183,195,455	2,513,748
	24XX-PRINT & REPRO	5,491,368	380,495	4,778,983	712,385	2,997,817	1,781,166	331,890
	2501-MISSIONS-FOS	2,208,712,456		2,211,300,222	(2,587,766)	1,681,305,093	529,995,129	(2,587,766)
	25XX-OTHER SERVICES	1,960,278,986	255,388,723	1,698,951,529	261,327,457	688,251,149	1,010,700,380	5,938,733
	26XX-SUPPLIES & MATERIALS	549,913,551	33,878,689	508,948,239	40,965,313	114,639,223	394,309,015	7,086,624
	31XX-EQUIPMENT	212,087,717	25,736,659	182,611,188	29,476,529	21,592,236	161,018,952	3,739,871
	32XX-LAND & STRUCTURES	11,802,466	2,502,831	8,932,019	2,870,447	2,177,769	6,754,250	367,616
4101-URBAN SEARCH & RESCUE	75,195,470		75,195,469	1	46,561,621	28,633,848	1	
TOTAL	5,909,677,797	348,729,067	5,548,192,111	361,485,686	2,645,608,108	2,902,584,003	12,756,620	
GRAND TOTAL	30,781,999,798	2,091,982,803	28,423,819,789	2,358,180,009	11,501,814,806	16,922,004,983	266,197,206	

KATRINA DECLARATIONS BY PROGRAM AREA

AS OF 07-05-2006

PROGRAM CODE	STATE NAME	PROGRAM AREA	ALLOCATIONS	UN-OBLIGATED COMMITMENTS	OBLIGATIONS	UN-OBLIGATED ALLOCATIONS(c)	UN-LIQUIDATED OBLIGATIONS	EXPENDITURES	ALLOCATION AVAILABLE
1602DR	FLORIDA	2-INFRASTRUCTURE	160,558,474	286,600	160,742,140	(183,666)	46,237,385	114,504,755	(470,266)
		4-OPERATIONS	10,000		10,000		10,000		
		5-ADMINISTRATION	32,403,764	240,867	27,625,629	4,778,135	14,666,535	12,959,095	4,537,268
		TOTAL	192,972,238	527,467	188,377,769	4,594,469	60,913,920	127,463,849	4,067,002
1603DR	LOUISIANA	1-HUMAN SERVICES	9,973,084,125	1,039,559,784	8,859,023,828	1,114,060,297	1,178,799,510	7,680,224,317	74,500,513
		2-INFRASTRUCTURE	3,064,532,497	7,095,000	3,026,735,952	37,796,545	1,686,282,712	1,340,453,240	30,701,545
		3-MITIGATION	13,702,216	1,093,240	9,307,976	4,394,240	5,786,248	3,521,728	3,301,000
		4-OPERATIONS	3,079,185,001		3,077,184,868	2,000,133	2,798,334,138	278,850,730	2,000,133
		5-ADMINISTRATION	2,942,434,587	288,270,552	2,667,788,715	274,645,872	1,187,963,838	1,479,824,876	(13,624,680)
TOTAL	19,072,938,425	1,336,018,576	17,640,041,338	1,432,897,087	6,857,166,446	10,782,874,891	96,878,511		
1604DR	MISSISSIPPI	1-HUMAN SERVICES	3,550,883,694	648,065,725	2,833,789,182	717,094,512	366,568,649	2,467,220,534	69,028,787
		2-INFRASTRUCTURE	1,582,949,727	10,786,400	1,548,165,270	34,784,457	858,753,470	689,411,799	23,998,057
		3-MITIGATION	21,232,743	2,768,697	17,789,046	3,443,697	15,377,402	2,411,644	675,000
		4-OPERATIONS	1,709,712,910		1,708,769,909	943,001	1,537,438,406	171,331,503	943,001
		5-ADMINISTRATION	2,688,469,633	56,375,320	2,620,415,107	68,054,526	1,345,229,637	1,275,185,470	11,679,206
TOTAL	9,553,248,707	717,996,141	8,728,928,514	824,320,192	4,123,367,565	4,605,560,949	106,324,051		
1605DR	ALABAMA	1-HUMAN SERVICES	661,061,811	32,983,291	622,132,791	38,929,021	46,309,908	575,822,882	5,945,730
		2-INFRASTRUCTURE	100,426,362	20,000	98,622,976	1,803,386	28,216,136	70,406,839	1,783,386
		3-MITIGATION	9,357,861	35,000	9,214,131	143,730	8,380,585	833,546	108,730
		4-OPERATIONS	181,500,000		171,500,000	10,000,000	119,610,047	51,889,953	10,000,000
		5-ADMINISTRATION	202,791,902	3,819,172	192,581,289	10,210,613	76,835,837	115,745,452	6,391,441
TOTAL	1,155,137,936	36,857,463	1,094,051,186	61,086,750	279,352,513	814,698,672	24,229,287		
3212EM	LOUISIANA	2-INFRASTRUCTURE							
		4-OPERATIONS	1,500,000		1,500,000		1,497,904	2,096	
		5-ADMINISTRATION	7,008,058		7,008,058		6,246,960	761,098	
		TOTAL	8,508,058		8,508,058		7,744,864	763,194	
3213EM	MISSISSIPPI	2-INFRASTRUCTURE							
		4-OPERATIONS							
		5-ADMINISTRATION	2,622,585		2,622,585		2,527,895	94,689	
		TOTAL	2,622,585		2,622,585		2,527,895	94,689	
3214EM	ALABAMA	2-INFRASTRUCTURE							
		4-OPERATIONS							
		5-ADMINISTRATION	84,454		84,454		31,478	52,976	
		TOTAL	84,454		84,454		31,478	52,976	
3215EM	ARKANSAS	2-INFRASTRUCTURE	46,325,491		46,325,886	(395)	1,743,616	44,582,270	(395)
		4-OPERATIONS	3,500,000		3,500,000		3,500,000		
		5-ADMINISTRATION	4,385,364		4,399,473	(14,108)	725,201	3,674,272	(14,108)
		TOTAL	54,210,855		54,225,359	(14,503)	5,968,817	48,256,541	(14,503)
3216EM	TEXAS	2-INFRASTRUCTURE	508,450,699	560,000	502,381,820	6,068,879	71,912,397	430,469,423	5,508,879
		4-OPERATIONS	37,740,000		37,740,000		36,405,311	1,334,689	
		5-ADMINISTRATION	21,022,652	23,156	18,151,022	2,871,631	8,954,049	9,196,973	2,848,474
		TOTAL	567,213,351	583,156	558,272,842	8,940,509	117,271,757	441,001,085	8,357,353
3217EM	TENNESSEE	2-INFRASTRUCTURE	29,000,000		27,596,970	1,403,030	1,759,928	25,837,043	1,403,030
		4-OPERATIONS	5,000		5,000		5,000		
		5-ADMINISTRATION	83,363		83,363		2,000	81,363	
		TOTAL	29,088,363		27,685,333	1,403,030	1,766,928	25,918,405	1,403,030
3218EM	GEORGIA	2-INFRASTRUCTURE	20,900,000		16,421,239	4,478,761	7,021,689	9,399,550	4,478,761
		5-ADMINISTRATION	52,767		52,767		52,000	767	
		TOTAL	20,952,767		16,474,006	4,478,761	7,073,689	9,400,317	4,478,761
3219EM	OKLAHOMA	2-INFRASTRUCTURE	14,250,313		12,486,777	1,763,536	752,997	11,733,780	1,763,536
		5-ADMINISTRATION	176,910		161,938	14,972	12,604	149,334	14,972
		TOTAL	14,427,223		12,648,715	1,778,508	765,601	11,883,114	1,778,508
3220EM	FLORIDA	2-INFRASTRUCTURE	9,200,000		7,845,819	1,354,181	5,634,541	2,211,278	1,354,181
		5-ADMINISTRATION	2,272		2,272		2,272		
		TOTAL	9,202,272		7,848,091	1,354,181	5,634,541	2,213,551	1,354,181
3221EM	WEST VIRGINIA	2-INFRASTRUCTURE	621,000		608,244	12,756	299,563	308,681	12,756
		5-ADMINISTRATION	123,811		103,490	20,321		103,490	20,321
		TOTAL	744,811		711,735	33,077	299,563	412,172	33,077
3222EM	NORTH CAROLINA	2-INFRASTRUCTURE	2,000,000		1,975,640	24,360	261,142	1,714,499	24,360
		5-ADMINISTRATION	2,261		2,261		2,000	261	
		TOTAL	2,002,261		1,977,901	24,360	263,142	1,714,760	24,360

PROGRAM CODE	STATE NAME	PROGRAM AREA	ALLOCATIONS	UN-OBLIGATED COMMITMENTS	OBLIGATIONS	UN-OBLIGATED ALLOCATIONS(c)	UN-LIQUIDATED OBLIGATIONS	EXPENDITURES	ALLOCATION AVAILABLE
3223EM	UTAH	2-INFRASTRUCTURE	1,333,020		1,333,020	0		1,333,020	0
		4-OPERATIONS							
		5-ADMINISTRATION	81,798		63,092	18,706	16,157	46,935	18,706
		TOTAL	1,414,818		1,396,112	18,706	16,157	1,379,954	18,706
3224EM	COLORADO	2-INFRASTRUCTURE	13,597,030		13,597,030	0	96,240	13,500,790	0
		4-OPERATIONS							
		5-ADMINISTRATION	648,680		579,790	68,890	7,669	572,121	68,890
		TOTAL	14,245,710		14,176,820	68,890	103,909	14,072,911	68,890
3225EM	MICHIGAN	2-INFRASTRUCTURE	1,920,000		1,703,588	216,412	924,387	779,201	216,412
		5-ADMINISTRATION	603,594		426,883	176,712	67,701	359,181	176,712
		TOTAL	2,523,594		2,130,471	393,123	992,088	1,138,382	393,123
		2-INFRASTRUCTURE	1,838,568		1,836,498	2,070	1,836,498		2,070
3226EM	DISTRICT OF COLUMBIA	5-ADMINISTRATION	100,803		54,053	46,751		54,053	46,751
		TOTAL	1,939,371		1,890,551	48,821	1,836,498	54,053	48,821
		2-INFRASTRUCTURE	2,998,033		2,998,031	2	2,998,031		2
		5-ADMINISTRATION	427,046		354,900	72,146	23,291	331,609	72,146
3227EM	WASHINGTON	TOTAL	3,425,079		3,352,932	72,148	3,021,323	331,609	72,148
		2-INFRASTRUCTURE	2,047,247		2,047,243	4	1,656,563	390,680	4
		5-ADMINISTRATION	45,053		38,096	6,957	6,579	31,516	6,957
		TOTAL	2,092,300		2,085,339	6,961	1,663,143	422,196	6,961
3229EM	NEW MEXICO	2-INFRASTRUCTURE	2,139,828		842,586	1,297,241	709,459	133,128	1,297,241
		5-ADMINISTRATION	106,507		70,132	36,375	3,770	66,361	36,375
		TOTAL	2,246,335		912,718	1,333,617	713,229	199,489	1,333,617
		2-INFRASTRUCTURE	2,418,578		1,420,517	998,061	348,846	1,071,671	998,061
3230EM	ILLINOIS	5-ADMINISTRATION	250,118		218,021	32,097	38,012	180,010	32,097
		TOTAL	2,668,696		1,638,539	1,030,157	386,858	1,251,681	1,030,157
		2-INFRASTRUCTURE	4,300,000		4,259,405	40,595	2,596,473	1,662,933	40,595
		5-ADMINISTRATION	9,961		9,961		2,000	7,961	
3231EM	KENTUCKY	TOTAL	4,309,961		4,269,366	40,595	2,598,473	1,670,893	40,595
		2-INFRASTRUCTURE	2,005,000		1,958,975	46,025	1,925,375	33,600	46,025
		5-ADMINISTRATION	670,895		640,609	30,286	20,254	620,355	30,286
		TOTAL	2,675,895		2,599,584	76,311	1,945,629	653,955	76,311
3232EM	MISSOURI	2-INFRASTRUCTURE	3,614,915		3,507,849	107,066	39,836	3,468,013	107,066
		5-ADMINISTRATION	42,089		42,089		2,000	40,089	
		TOTAL	3,657,004		3,549,938	107,066	41,836	3,508,102	107,066
		2-INFRASTRUCTURE	261,722		261,676	46	50,344	211,332	46
3233EM	SOUTH CAROLINA	5-ADMINISTRATION	32,700		12,130	20,570	1,778	10,352	20,570
		TOTAL	294,422		273,805	20,617	52,122	221,684	20,617
		2-INFRASTRUCTURE	2,779,000		2,637,905	141,095	857,691	1,780,214	141,095
		5-ADMINISTRATION	265,425		261,436	3,989	4,319	257,117	3,989
3234EM	SOUTH DAKOTA	TOTAL	3,044,425		2,899,341	145,084	862,010	2,037,331	145,084
		2-INFRASTRUCTURE	163,200		163,069	131	9,135	153,933	131
		5-ADMINISTRATION	187		187	0		187	0
		TOTAL	163,387		163,255	132	9,135	154,120	132
3235EM	PENNSYLVANIA	2-INFRASTRUCTURE	3,000,000		2,932,201	67,799	618,539	2,313,662	67,799
		4-OPERATIONS	1,000,000		1,000,000		1,000,000		
		5-ADMINISTRATION							
		TOTAL	4,000,000		3,932,201	67,799	1,618,539	2,313,662	67,799
3236EM	KANSAS	2-INFRASTRUCTURE	4,127,992		3,861,626	266,366	3,825,376	36,250	266,366
		5-ADMINISTRATION	22,864		2,392	20,472	96	2,297	20,472
		TOTAL	4,150,856		3,864,018	286,838	3,825,472	38,546	286,838
		2-INFRASTRUCTURE	222,618		222,618		8,627	213,991	
3237EM	ALABAMA	5-ADMINISTRATION	15,278		5,639	9,638		5,639	9,638
		TOTAL	237,895		228,257	9,638	8,627	219,630	9,638
		2-INFRASTRUCTURE	593,100		592,846	254	165,276	427,571	254
		5-ADMINISTRATION	130,910		110,056	20,854		110,056	20,854
3238EM	INDIANA	TOTAL	724,010		702,903	21,107	165,276	537,627	21,107
		2-INFRASTRUCTURE	5,280,730		5,266,403	14,327	360,693	4,905,710	14,327
		5-ADMINISTRATION	2,257,438		2,244,808	12,630	2,016,540	228,268	12,630
		TOTAL	7,538,168		7,511,211	26,957	2,377,233	5,133,978	26,957
3239EM	IOWA	2-INFRASTRUCTURE	15,000,000		3,850,126	11,149,874	2,868,757	981,368	11,149,874
		5-ADMINISTRATION	24,450		24,450			24,450	
		TOTAL	15,024,450		3,850,126	11,174,324	2,868,757	981,368	11,174,324
		2-INFRASTRUCTURE	15,000,000		15,000,000				
3240EM	VIRGINIA	4-OPERATIONS							
		5-ADMINISTRATION							
		TOTAL	4,000,000		3,932,201	67,799	1,618,539	2,313,662	67,799
		2-INFRASTRUCTURE	4,127,992		3,861,626	266,366	3,825,376	36,250	266,366
3241EM	ARIZONA	5-ADMINISTRATION	22,864		2,392	20,472	96	2,297	20,472
		TOTAL	4,150,856		3,864,018	286,838	3,825,472	38,546	286,838
		2-INFRASTRUCTURE	222,618		222,618		8,627	213,991	
		5-ADMINISTRATION	15,278		5,639	9,638		5,639	9,638
3242EM	MINNESOTA	TOTAL	237,895		228,257	9,638	8,627	219,630	9,638
		2-INFRASTRUCTURE	593,100		592,846	254	165,276	427,571	254
		5-ADMINISTRATION	130,910		110,056	20,854		110,056	20,854
		TOTAL	724,010		702,903	21,107	165,276	537,627	21,107
3243EM	ARIZONA	2-INFRASTRUCTURE	5,280,730		5,266,403	14,327	360,693	4,905,710	14,327
		5-ADMINISTRATION	2,257,438		2,244,808	12,630	2,016,540	228,268	12,630
		TOTAL	7,538,168		7,511,211	26,957	2,377,233	5,133,978	26,957
		2-INFRASTRUCTURE	15,000,000		3,850,126	11,149,874	2,868,757	981,368	11,149,874
3244EM	MINNESOTA	5-ADMINISTRATION	24,450		24,450			24,450	
		TOTAL	15,024,450		3,850,126	11,174,324	2,868,757	981,368	11,174,324
		2-INFRASTRUCTURE	15,000,000		15,000,000				
		5-ADMINISTRATION	24,450		24,450			24,450	

PROGRAM CODE	STATE NAME	PROGRAM AREA	ALLOCATIONS	UN-OBLIGATED COMMITMENTS	OBLIGATIONS	UN-OBLIGATED ALLOCATIONS(c)	UN-LIQUIDATED OBLIGATIONS	EXPENDITURES	ALLOCATION AVAILABLE
3243EM	NEVADA	2-INFRASTRUCTURE	1,000,000		695,907	304,093	200,848	495,059	304,093
		5-ADMINISTRATION	317,219		297,464	19,755	24,159	273,306	19,755
		TOTAL	1,317,219		993,371	323,848	225,007	768,364	323,848
3244EM	IDAHO	2-INFRASTRUCTURE	584,137		584,134	3	451,464	132,670	3
		5-ADMINISTRATION	35,700		10,108	25,592	249	9,860	25,592
		TOTAL	619,837		594,243	25,594	451,713	142,529	25,594
3245EM	NEBRASKA	2-INFRASTRUCTURE	210,100		210,100		136,254	73,846	
		5-ADMINISTRATION	1,302		1,302			1,302	
		TOTAL	211,402		211,402		136,254	75,147	
3246EM	CONNECTICUT	2-INFRASTRUCTURE	1,000,000		678,549	321,451	678,549		321,451
		5-ADMINISTRATION	43,301		37,659	5,643	13,718	23,940	5,643
		TOTAL	1,043,301		716,207	327,094	692,267	23,940	327,094
3247EM	NORTH DAKOTA	2-INFRASTRUCTURE	23,747		23,747	0	23,747		0
		5-ADMINISTRATION	41,985		31,723	10,262	1,596	30,127	10,262
		TOTAL	65,732		55,470	10,263	25,342	30,127	10,263
3248EM	CALIFORNIA	2-INFRASTRUCTURE	200,000		1,289	198,711	1,289		198,711
		5-ADMINISTRATION	703,320		670,853	32,467	49,287	621,567	32,467
		TOTAL	903,320		672,142	231,178	50,575	621,567	231,178
3249EM	WISCONSIN	2-INFRASTRUCTURE	3,501,228		2,970,100	531,128	2,106,841	863,259	531,128
		5-ADMINISTRATION	24,737		1,225	23,512	1,225		23,512
		TOTAL	3,525,965		2,971,325	554,640	2,106,841	864,484	554,640
3250EM	OHIO	2-INFRASTRUCTURE	2,518,180		2,491,579	26,601	1,053,881	1,437,698	26,601
		5-ADMINISTRATION	25,350		25,350			25,350	
		TOTAL	2,543,530		2,491,579	51,951	1,053,881	1,437,698	51,951
3251EM	MARYLAND	2-INFRASTRUCTURE	1,637,550		1,563,694	73,856	529,606	1,034,088	73,856
		5-ADMINISTRATION	106,326		82,847	23,479		82,847	23,479
		TOTAL	1,743,876		1,646,541	97,335	529,606	1,116,935	97,335
3252EM	MASSACHUSETTS	2-INFRASTRUCTURE	5,350,000		5,284,967	65,033	63,200	5,221,767	65,033
		5-ADMINISTRATION	414,496		399,367	15,129	20,747	378,620	15,129
		TOTAL	5,764,496		5,684,334	80,162	83,947	5,600,387	80,162
3253EM	MONTANA	2-INFRASTRUCTURE	400,000		397,372	2,628	279,597	117,775	2,628
		5-ADMINISTRATION	42,856		34,786	8,070	3,205	31,581	8,070
		TOTAL	442,856		432,158	10,698	282,803	149,356	10,698
3255EM	RHODE ISLAND	2-INFRASTRUCTURE	1,500,000		1,131,503	368,497	204,415	927,088	368,497
		5-ADMINISTRATION	24,708		22,112	2,596	5,876	16,236	2,596
		TOTAL	1,524,708		1,153,615	371,092	210,291	943,324	371,092
3256EM	MAINE	2-INFRASTRUCTURE	100,000		51,276	48,724	3,702	47,575	48,724
		5-ADMINISTRATION	6,000		6,000			6,000	
		TOTAL	106,000		57,276	48,724	9,702	47,575	48,724
3257EM	NEW JERSEY	2-INFRASTRUCTURE	120,026		120,026		3,334	116,692	
		5-ADMINISTRATION	81,317		64,361	16,956	6,214	58,147	16,956
		TOTAL	201,343		184,387	16,956	9,548	174,838	16,956
3258EM	NEW HAMPSHIRE	2-INFRASTRUCTURE	100,000		9,887	90,113		9,887	90,113
		5-ADMINISTRATION	6,000		6,000		5,908	92	
		TOTAL	106,000		15,887	90,113	5,908	9,979	90,113
3262EM	NEW YORK	2-INFRASTRUCTURE	1,644,588		1,644,588		652,563	992,025	
		5-ADMINISTRATION	354,100		309,163	44,937	10,947	298,216	44,937
		TOTAL	1,998,688		1,953,751	44,937	663,510	1,290,241	44,937
3263EM	DELAWARE	2-INFRASTRUCTURE	101,941		100,286	1,655	22,579	77,707	1,655
		5-ADMINISTRATION	48,900		443	48,457		443	48,457
		TOTAL	150,841		100,729	50,112	22,579	78,150	50,112
GRAND TOTAL			30,781,999,798	2,091,982,803	28,423,819,789	2,358,180,009	11,501,814,806	16,922,004,983	266,197,206

KATRINA MISSION ASSIGNMENTS

AS OF 07-05-2006

OBLIGATIONS	
DHS AGENCIES	Total
BTS	200,000
CBP	30,957,949
DHSOIG	200,000
FLETC	460,103
FPS	195,002,773
IAIP	214,000
ICE	36,417,200
NCS	7,318,000
OCFO	210,000
OSLGCP	200,000
S&T	100,000
TSA	455,000
USCG	415,557,501
USCIS	910,000
USSS	8,800
Subtotal, DHS	688,211,326
OTHER AGENCIES	Total
AID	17,354,000
APHIS	380,000
ARC	55,000
BUREC	1,089,000
CDC	20,098,500
CNCS	3,540,126
COE-LRD	15,000
COE-MVD	3,912,041,516
COE-SAD	181,635,000
DHUD	82,945,000
DOC	1,200,000
DOD	981,970,742
DOE	390,000
DOED	230,000
DOI	1,354,400
DOL	325,000
DOS	55,000
DOT	470,163,109
EEOC	200,000
EPA	312,386,200
FAA	
FCC	200,000
FCSIC	200,000
FMSHRC	200,000
FNS	20,000
GSA	78,177,768
HHS	163,719,997
MSPB	
NAR	880,380
NASA	541,500
NCPC	20,000
NCUA	
NGA	620,000
NLRB	240,000
NOAA	2,250,000
NPS	157,000
NRC	200,000
NSF	200,000
OPM	615,000
OSHA	21,625,000
RRB	5,419
SBA	200,000
SCS	11,800
SEC	2,000
SSA	1,025,000
TREAS	2,710,650
TVA	9,184,271
USDA	12,560,500
USDJ	55,749,600
USFS	179,195,288
USGS	460,800
USPC	4,697,217
USPHS	
USPS	1,126,889
VA	75,000
Subtotal, Other Agencies	6,524,298,673
Grand Total MA s	7,212,509,998

RITA DECLARATIONS BY MAJOR OBJECT CLASS

AS OF 07-05-2006

PROGRAM AREA	PROGRAM NAME	ALLOCATIONS	UN-OBLIGATED COMMITMENTS	OBLIGATIONS	UN-OBLIGATED ALLOCATIONS(c)	UN-LIQUIDATED OBLIGATIONS	EXPENDITURES	ALLOCATION AVAILABLE
1-HUMAN SERVICES	2503-UNEMPLOYMENT	23,167,496		21,545,421	1,622,075		21,545,421	1,622,075
	2504-CRISIS COUNSELING-NIMH	1,546,988		1,546,988			1,546,988	
	2576-LEGAL SERVICES							
	2592-INSPECTIONS	75,017,470	30,808	74,985,467	32,003	28,513,129	46,472,338	1,195
	4149-OTHER NEEDS ASSISTANCE	103,000,500		103,000,000	500	1,113,021	101,886,979	500
	414X-HOUSING ASSISTANCE	915,754,963		915,754,064	899	7,172,126	908,581,938	899
	4152-CRISIS COUNSELING-SCC	1,557,215		650,742	906,473	528,449	122,293	906,473
	4154-OTHER NEEDS ASSISTANCE	71,880,000		71,880,000		2,734,881	69,145,119	
	MANUFACTURED HOUSING	204,301,295	40,135,993	143,565,569	60,735,726	40,612,202	102,953,367	20,599,733
	TOTAL	1,396,225,927	40,166,801	1,332,928,251	63,297,676	80,673,809	1,252,254,442	23,130,875
2-INFRASTRUCTURE	2594-INSPECTIONS	19,632,900		19,587,221	45,679	6,226,603	13,360,619	45,679
	416X-PUBLIC ASSISTANCE	633,927,097		631,693,154	2,233,943	254,610,051	377,083,104	2,233,943
	TOTAL	653,559,997		651,280,376	2,279,621	260,836,653	390,443,723	2,279,621
3-MITIGATION	2593-INSPECTIONS	16,324,974	1,900,282	10,819,729	5,505,245	8,069,588	2,750,141	3,604,963
	4173-HAZARD MITIGATION	21,771,418		21,771,418		21,750,768	20,650	
	TOTAL	38,096,392	1,900,282	32,591,147	5,505,245	29,820,356	2,770,791	3,604,963
4-OPERATIONS	2507-MISSIONS-TA	750,000		750,000		474,422	275,578	
	2508-MISSIONS-DFA	763,196,000		665,497,600	97,698,400	594,220,315	71,277,285	97,698,400
	TOTAL	763,946,000		666,247,600	97,698,400	594,694,736	71,552,864	97,698,400
5-ADMINISTRATION	11XX-SALARIES & BENEFITS	52,106,260		54,345,278	(2,239,018)		54,345,278	(2,239,018)
	21XX-TRAVEL	33,882,340	31,829	33,749,309	133,031	2,028,729	31,720,580	101,202
	22XX-TRANSPORTION	3,761,000	79,000	1,549,000	2,212,000	675,338	873,662	2,133,000
	23XX-RENT, COMM, UTILITIES	23,312,325	3,368,592	19,900,960	3,411,365	6,776,139	13,124,821	42,773
	24XX-PRINT & REPRO	1,143,000	147,100	832,714	310,286	541,823	290,892	163,186
	2501-MISSIONS-FOS	395,823,851		394,869,629	954,222	353,510,264	41,359,365	954,222
	25XX-OTHER SERVICES	550,715,374	93,386,651	450,932,969	99,782,405	215,911,412	235,021,557	6,395,754
	26XX-SUPPLIES & MATERIALS	50,080,975	2,648,149	43,528,020	6,552,954	11,121,955	32,406,065	3,904,806
	31XX-EQUIPMENT	14,558,983	3,290,023	9,838,789	4,720,194	2,902,165	6,936,625	1,430,172
	32XX-LAND & STRUCTURES	2,100,000		400,000	1,700,000	400,000		1,700,000
	4101-URBAN SEARCH & RESCUE	22,400,226	120,000	22,280,226	120,000	15,983,617	6,296,609	
	TOTAL	1,149,884,334	103,071,343	1,032,226,894	117,657,440	609,851,441	422,375,454	14,586,097
GRAND TOTAL	4,001,712,650	145,138,427	3,715,274,267	286,438,382	1,575,876,995	2,139,397,273	141,299,956	

RITA DECLARATIONS BY PROGRAM AREA

AS OF 07-05-2006

PROGRAM CODE	STATE NAME	PROGRAM AREA	ALLOCATIONS	UN-OBLIGATED COMMITMENTS	OBLIGATIONS	UN-OBLIGATED ALLOCATIONS(c)	UN-LIQUIDATED OBLIGATIONS	EXPENDITURES	ALLOCATION AVAILABLE
1606DR	TEXAS	1-HUMAN SERVICES	844,249,938	40,166,801	780,952,787	63,297,151	68,467,086	712,485,700	23,130,350
		2-INFRASTRUCTURE	321,880,900		320,960,891	920,009	84,442,570	236,518,321	920,009
		3-MITIGATION	32,817,865	1,165,242	28,057,660	4,760,205	27,413,482	644,177	3,594,963
		4-OPERATIONS	238,200,000		235,501,600	2,698,400	220,991,115	14,510,485	2,698,400
		5-ADMINISTRATION	622,468,480	64,961,834	548,058,260	74,410,220	296,962,868	251,095,392	9,448,386
		TOTAL	2,059,617,183	106,293,878	1,913,531,196	146,085,986	698,277,121	1,215,254,075	39,792,109
1607DR	LOUISIANA	1-HUMAN SERVICES	551,975,989		551,975,464	525	12,206,722	539,768,742	525
		2-INFRASTRUCTURE	316,564,097		315,521,583	1,042,514	172,264,667	143,256,916	1,042,514
		3-MITIGATION	5,278,527	735,040	4,533,487	745,040	2,406,874	2,126,613	10,000
		4-OPERATIONS	520,636,000		425,636,000	95,000,000	368,593,621	57,042,379	95,000,000
		5-ADMINISTRATION	425,105,713	38,109,509	381,858,493	43,247,220	217,024,437	164,834,057	5,137,711
		TOTAL	1,819,560,325	38,844,549	1,679,525,027	140,035,299	772,496,321	907,028,706	101,190,750
3259EM	FLORIDA	2-INFRASTRUCTURE	9,100,000		8,921,857	178,143	3,774,527	5,147,330	178,143
		4-OPERATIONS	10,000		10,000		10,000		
		5-ADMINISTRATION	1,280,801		1,280,801		1,211,541	69,260	
		TOTAL	10,390,801		10,212,657	178,143	4,996,068	5,216,589	178,143
3260EM	LOUISIANA	2-INFRASTRUCTURE							
		4-OPERATIONS	100,000		100,000		100,000		
		5-ADMINISTRATION	175,000		175,000		175,000		
		TOTAL	275,000		275,000		275,000		
3261EM	TEXAS	2-INFRASTRUCTURE	6,015,000		5,876,046	138,954	354,889	5,521,157	138,954
		4-OPERATIONS	5,000,000		5,000,000		5,000,000		
		5-ADMINISTRATION	100,854,341		100,854,341		94,477,595	6,376,746	
		TOTAL	111,869,341		111,730,387	138,954	99,832,484	11,897,903	138,954
GRAND TOTAL		4,001,712,650	145,138,427	3,715,274,267	286,438,382	1,575,876,995	2,139,397,273	141,299,956	

RITA MISSION ASSIGNMENTS

AS OF 07-05-2006

OBLIGATIONS	
DHS AGENCIES	Total
CBP	12,000,000
FPS	12,905,000
NCS	5,862,685
USCG	26,741,000
Subtotal, DHS	57,508,685
OTHER AGENCIES	Total
APHIS	20,000
ARC	
BIA	317,600
BUREC	1,000,000
CDC	
CNCS	224,000
COE-MVD	287,825,000
COE-NAD	
COE-SAD	155,000
COE-SWD	265,928,900
DHUD	120,000
DOD	48,480,000
DOE	60,000
DOI	5,000
DOT	67,021,544
EPA	44,545,000
GSA	565,500
HHS	83,290,000
NGA	690,000
NOAA	2,790,000
TREAS	80,000
TVA	2,080,000
USDA	6,470,000
USFS	180,905,000
USGS	36,000
USPC	1,000,000
VA	10,000,000
Subtotal, Other Agencies	1,003,608,544
GRAND TOTAL MA s	1,061,117,229

WILMA DECLARATIONS BY MAJOR OBJECT CLASS

AS OF 07-05-2006

PROGRAM AREA	PROGRAM NAME	ALLOCATIONS	UN-OBLIGATED COMMITMENTS	OBLIGATIONS	UN-OBLIGATED ALLOCATIONS(c)	UN-LIQUIDATED OBLIGATIONS	EXPENDITURES	ALLOCATION AVAILABLE
1-HUMAN SERVICES	2503-UNEMPLOYMENT	5,770,125		5,770,125			5,770,125	
	2504-CRISIS COUNSELING-NIMH	3,246,808		3,246,808			3,246,808	
	2576-LEGAL SERVICES	5,000		5,000			5,000	
	2592-INSPECTIONS	48,379,400	2,000,000	44,354,901	4,024,499	5,489,391	38,865,510	2,024,499
	4149-OTHER NEEDS ASSISTANCE	183,000,000		159,000,000	24,000,000	15,334,723	143,665,277	24,000,000
	414X-HOUSING ASSISTANCE	163,715,000		157,695,000	6,020,000	11,014,108	146,680,892	6,020,000
	4152-CRISIS COUNSELING-SCC	2,628,148		2,424,122	204,026	1,259,161	1,164,961	204,026
	MANUFACTURED HOUSING	87,013,000	6,243,340	79,406,256	7,606,744	14,367,637	65,038,619	1,363,404
TOTAL	493,757,481	8,243,340	451,902,212	41,855,269	47,465,020	404,437,192	33,611,929	
2-INFRASTRUCTURE	2594-INSPECTIONS	44,126,700	10,643,200	37,215,706	6,910,994	7,518,173	29,697,533	(3,732,206)
	416X-PUBLIC ASSISTANCE	999,050,000		999,048,714	1,286	454,771,912	544,276,802	1,286
	TOTAL	1,043,176,700	10,643,200	1,036,264,420	6,912,280	462,290,085	573,974,335	(3,730,920)
3-MITIGATION	2593-INSPECTIONS	1,000,000	35,203	899,797	100,203	557,406	342,391	65,000
	TOTAL	1,000,000	35,203	899,797	100,203	557,406	342,391	65,000
4-OPERATIONS	2507-MISSIONS-TA	700,000		700,000		379,359	320,641	
	2508-MISSIONS-DFA	233,328,384		233,328,384		230,433,866	2,894,517	
	TOTAL	234,028,384		234,028,384		230,813,226	3,215,158	
5-ADMINISTRATION	11XX-SALARIES & BENEFITS	37,113,330		34,859,635	2,253,695		34,859,635	2,253,695
	21XX-TRAVEL	14,759,700	296,597	14,032,326	727,374	869,789	13,162,537	430,777
	22XX-TRANSPORTION	13,625,440	10,000	12,625,440	1,000,000	9,512,436	3,113,004	990,000
	23XX-RENT, COMM, UTILITIES	6,586,000	608,148	6,542,343	43,657	1,130,307	5,412,036	(564,491)
	24XX-PRINT & REPRO	548,500	39,928	286,870	261,630	71,670	215,200	221,702
	2501-MISSIONS-FOS	147,229,012		146,309,959	919,053	123,768,749	22,541,209	919,053
	25XX-OTHER SERVICES	31,382,000	5,720,941	17,918,367	13,463,633	12,982,732	4,935,635	7,742,691
	26XX-SUPPLIES & MATERIALS	91,470,000	10,939,361	80,228,038	11,241,962	76,482,322	3,745,717	302,601
	31XX-EQUIPMENT	2,346,000	1,910,854	1,437,080	908,920	681,066	756,015	(1,001,935)
	32XX-LAND & STRUCTURES	99,225	16,970	82,255	16,970		82,255	
4101-URBAN SEARCH & RESCUE	6,216,000		5,963,794	252,206	5,379,176	584,618	252,206	
TOTAL	351,375,207	19,542,800	320,286,108	31,089,099	230,878,247	89,407,861	11,546,300	
GRAND TOTAL	2,123,337,772	38,464,542	2,043,380,921	79,956,851	972,003,984	1,071,376,937	41,492,309	

WILMA DECLARATIONS BY PROGRAM AREA

AS OF 07-05-2006

PROGRAM CODE	STATE NAME	PROGRAM AREA	ALLOCATIONS	UN-OBLIGATED COMMITMENTS	OBLIGATIONS	UN-OBLIGATED ALLOCATIONS(c)	LIQUIDATED OBLIGATIONS	EXPENDITURES	ALLOCATION AVAILABLE
1609DR	FLORIDA	1-HUMAN SERVICES	493,757,481	8,243,340	451,902,212	41,855,269	47,465,020	404,437,192	33,611,929
		2-INFRASTRUCTURE	1,043,176,700	10,643,200	1,036,264,420	6,912,280	462,290,085	573,974,335	(3,730,920)
		3-MITIGATION	1,000,000	35,203	899,797	100,203	557,406	342,391	65,000
		4-OPERATIONS	234,028,384		234,028,384		230,813,226	3,215,158	
		5-ADMINISTRATION	351,375,207	19,542,800	320,286,108	31,089,099	230,878,247	89,407,861	11,546,300
		TOTAL	2,123,337,772	38,464,542	2,043,380,921	79,956,851	972,003,984	1,071,376,937	41,492,309
GRAND TOTAL			2,123,337,772	38,464,542	2,043,380,921	79,956,851	972,003,984	1,071,376,937	41,492,309

WILMA MISSION ASSIGNMENTS

AS OF 07-05-2006

OBLIGATIONS	
DHS AGENCIES	Total
FPS	30,521,512
NCS	40,000
USCG	120,000
Subtotal, DHS	30,681,512
OTHER AGENCIES	Total
CIA	200,000
CNCS	1,250,000
COE-SAD	292,886,445
DOC	200,000
DOD	3,550,000
DOE	55,000
DOI	28,384
DOT	35,249,501
EPA	440,000
GSA	130,000
HHS	9,395,000
NOAA	115,000
NPS	
SSA	200,000
USDA	330,000
USDJ	45,000
USFS	5,580,000
USFWS	
USGS	2,500
Subtotal, Other Agencies	349,656,830
GRAND TOTAL MA s	380,338,342



**FINANCIAL INFORMATION TOOL
FOR HURRICANE KATRINA, RITA, & WILMA DECLARATIONS ONLY
NOTES & TERMS**

ITEM	DESCRIPTION
21XX-TRAVEL OF PEOPLE	Travel & transportation costs of FEMA employees and evacuating disaster victims
22XX-TRANSPORT OF THINGS	Transporting things such as express mail and equipment
23XX-RENT, COMM, UTILITIES	JFO Office space, DRC Office space, phone lines, electricity, water, etc.
24XX-PRINT & REPRO	Quick Copy service, printing and duplicating , etc.
2501-MISSIONS-FOS	Federal Operational Support - OFA Administrative costs such as travel, overtime, etc.
2503-UNEMPLOYMENT	Unemployment assistance to disaster victims
2507-MISSIONS-TA	Technical Assistance - provided by an OFA to the State & Local Governments
2508-MISSIONS-DFA	Direct Federal Assistance - provided by OFAs to directly benefit the State/Local Government and/or citizens usually commodities and services like ice, water, meals, etc.
2576-LEGAL SERVICES	Provided to assist disaster victims
2592-INSPECTIONS IHP/IFG	To inspect individual disaster victim's homes to determine eligibility for FEMA assistance programs
2593-INSPECTIONS HMTAP	To provide inspections, reviews and other technical assistance related to the Hazard Mitigation Program
2594-INSPECTIONS PA TAC	To prepare preliminary damage assessments and damage survey reports for the Public Assistance Program
25XX-OTHER SERVICES	Other services provided by contract not otherwise categorized
26XX-SUPPLIES & MATERIALS	Office supplies, IT supplies, safety supplies, fuel, clothing, food, drinking water, parts, etc.
31XX-EQUIPMENT	Durable personal property that has an expected life of 1 year or more such as equipment, tools, computers, etc.
32XX-LAND & STRUCTURES	Real estate and permanent improvements to real estate
4101-URBAN SEARCH & RESCUE	Cost of searching for and rescuing disaster victims from the disaster site(s)
414X-HOUSING & OTHER NEEDS	Awards to disaster victims for rent, hotels, minimal repairs, replacement, etc.
4154-OTHER NEEDS	Awards to disaster victims for medical, dental, funeral, personal property, clothing, furniture, and similar needs
416X-PUBLIC ASSISTANCE	Grants to States for projects under Infrastructue also known as the Public Assistance Program
4173-HAZARD MITIGATION	Grants to States for projects under the Mitigation Program
CRISIS COUNSELING	Grants to States or to the National Institutes of Mental Health to assist disaster victims
DRC	Disaster Recovery Center for assisting disaster victims in applying for disaster assistance
JFO	Joint Field Office
MANUFACTURED HOUSING	Costs of setting up short term temporary housing for disaster victims including manufactured housing and pad setup
OFA	Other Federal Agency other than FEMA
PROGRAM CODE	Disaster Number
PROGRAM NAME	Identifies and groups costs associated with a specific FEMA Program
VENDOR ALPHA	Name of private company, OFA, or State/Local government with whom FEMA has contracted to provide commodities or services, or pay grants/awards

FINANCIAL INFORMATION TOOL
FOR HURRICANE KATRINA, RITA, & WILMA DECLARATIONS ONLY
VENDORS WITH CUMMULATIVE OBLIGATIONS GREATER THAN OR EQUAL TO \$50 MILLION IN DESCENDING ORDER BY OBLIGATIONS
AS OF 07-05-2006

VENDOR ALPHA	OBLIGATIONS	EXPENDITURES
LA OFFICE OF HOMELAND SECURITY	8,205,325,780.47	6,370,463,066.18
US ARMY CORPS OF ENGINEERS	4,940,986,861.32	480,420,808.39
MISSISSIPPI, STATE OF	2,660,096,593.08	1,801,847,505.03
FLORIDA BUREAU OF DISASTER	1,492,483,040.78	954,263,960.44
TX DEPARTMENT OF PUBLIC SAFETY	1,424,862,159.94	1,237,383,106.00
DEPARTMENT OF DEFENSE	1,346,506,427.80	472,237,718.23
FLUOR DANIEL INC	1,198,279,284.98	615,266,960.87
ENVIRONMENTAL PROTECTION AGENCY	751,713,137.00	9,398,166.23
SHAW ENVIRONMENTAL & INFRASTRUCTURE	581,915,503.50	371,412,522.47
DEPARTMENT OF TRANSPORTATION	572,434,154.36	257,426,477.82
GULF STREAM COACH, INC.	547,697,225.00	538,260,779.00
CORPORATE LODGING CONSULTANTS, INC.	522,193,600.00	433,021,860.16
BECHTEL NATIONAL, INC.	485,614,998.00	395,856,094.88
US COAST GUARD	442,418,501.00	11,610,623.34
US DEPARTMENT OF LABOR	437,823,945.00	437,513,890.96
USDA FOREST SERVICE	385,040,788.00	4,262,381.19
CH2M HILL CONSTRUCTORS, INC.	377,587,996.74	297,607,472.22
MORGAN BUILDINGS & SPAS, INC.	372,325,238.75	353,047,852.92
PRECISION HOMES	287,515,000.00	280,878,481.99
AMERICAN RED CROSS	285,254,800.00	248,948,173.63
DEPARTMENT OF HEALTH AND HUMAN SERVICES	274,920,867.52	21,251,837.48
FEDERAL PROTECTIVE SERVICE/DHS	244,514,140.63	62,341,389.35
AL EMERGENCY MANAGEMENT AGENCY	232,768,941.65	191,813,272.79
GENERAL SERVICES ADMINISTRATION	193,275,667.62	22,845,282.89
CLEARBROOK LLC	183,991,412.00	144,499,727.76
GBL'S	157,022,500.00	119,488,115.26
FEMA GROUP TRAVEL	154,155,544.17	143,196,630.78
PARTNERSHIP FOR RESPONSE & RECOVERY	145,845,219.75	110,116,434.70
NISTC	142,422,800.00	95,599,855.90
CMH MANUFACTURING, INC.	138,967,578.79	127,379,840.79
ALLTECH	134,091,883.30	89,150,128.72
EMERGENCY RESPONSE PROG MANAGEMENT	132,958,300.00	114,466,650.97
NORTH AMERICAN CATASTROPHE SVCS INC	127,793,643.64	123,363,282.92
BOURGET'S OF THE SOUTH, LLC	119,499,655.60	119,499,655.60
PRI/DJI, A RECONSTRUCTION JV	101,030,332.43	2,270,969.69
AMERICOLD LOGISTICS LLC	96,928,506.58	90,676,966.91
HOUSING & URBAN DEVELOPMENT	83,065,000.00	35,112,602.57
CHAMPION HOME BUILDERS CO	80,759,579.79	70,400,027.50
US BANK	74,116,179.84	30,842,384.42
CUSTOMS AND BORDER PROTECTION	61,373,389.00	6,795,166.08
CITIBANK	57,020,970.37	54,892,166.56
U S DEPARTMENT OF JUSTICE	55,794,600.00	3,300,991.21
Grand Total	30,310,391,748.40	17,350,431,282.80

FINANCIAL INFORMATION TOOL
FOR HURRICANE KATRINA, RITA, & WILMA DECLARATIONS ONLY
VENDORS WITH CUMMULATIVE OBLIGATIONS GREATER THAN OR EQUAL TO \$50 MILLION IN DESCENDING ORDER BY OBLIGATIONS
AS OF 07-05-2006

VENDOR ALPHA	PROGRAM NAME	PROG CODE	STATE NAME	EVENT NAME	OBLIGATIONS	EXPENDITURES
LA OFFICE OF HOMELAND SECURITY	414X-HOUSING & OTHER NEEDS	1603DR	LOUISIANA	KATRINA	4,573,325,966.73	4,540,303,726.69
		1607DR	LOUISIANA	RITA	507,739,247.36	506,119,938.23
	416X-PUBLIC ASSISTANCE	1603DR	LOUISIANA	KATRINA	2,791,752,444.24	1,172,554,336.22
		1607DR	LOUISIANA	RITA	310,421,651.14	140,429,569.72
	4173-HAZARD MITIGATION	1603DR	LOUISIANA	KATRINA	2,468,240.00	19,329.65
		1607DR	LOUISIANA	RITA	433,544.00	4,836.46
	CRISIS COUNSELING	1603DR	LOUISIANA	KATRINA	19,184,687.00	11,031,329.21
LA OFFICE OF HOMELAND SECURITY Total					8,205,325,780.47	6,370,463,066.18
US ARMY CORPS OF ENGINEERS	2501-MISSIONS-FOS	1602DR	FLORIDA	KATRINA	335,000.00	43,894.71
		1603DR	LOUISIANA	KATRINA	47,434,364.00	2,760,261.92
		1604DR	MISSISSIPPI	KATRINA	454,790,739.91	108,279,582.99
		1605DR	ALABAMA	KATRINA	30,300,000.00	11,868,472.11
		1606DR	TEXAS	RITA	41,888,900.00	7,111,334.75
		1607DR	LOUISIANA	RITA	1,675,000.00	616,636.05
		1609DR	FLORIDA	WILMA	69,936,445.45	10,776,763.23
		3213EM	MISSISSIPPI	KATRINA	160,561.11	56,404.93
		3214EM	ALABAMA	KATRINA		
		3259EM	FLORIDA	RITA	155,000.00	24,459.06
	3261EM	TEXAS	RITA	5,590,000.00	14,958.43	
	2507-MISSIONS-TA	1603DR	LOUISIANA	KATRINA	7,000,000.00	253,089.98
		1604DR	MISSISSIPPI	KATRINA	243,255.98	129,871.30
		1606DR	TEXAS	RITA	150,000.00	10,593.51
		1607DR	LOUISIANA	RITA	600,000.00	264,984.85
		1609DR	FLORIDA	WILMA	600,000.00	317,590.96
	2508-MISSIONS-DFA	1603DR	LOUISIANA	KATRINA	2,130,672,000.00	58,082,567.03
		1604DR	MISSISSIPPI	KATRINA	1,271,755,594.87	156,430,597.63
		1605DR	ALABAMA	KATRINA	151,000,000.00	51,280,277.46
		1606DR	TEXAS	RITA	213,350,000.00	14,499,891.52
		1607DR	LOUISIANA	RITA	285,500,000.00	54,710,335.27
		1609DR	FLORIDA	WILMA	222,350,000.00	2,888,240.70
		3260EM	LOUISIANA	RITA		
3261EM		TEXAS	RITA	5,000,000.00		
25XX-OTHER SERVICES	1603DR	LOUISIANA	KATRINA	500,000.00		
US ARMY CORPS OF ENGINEERS Total					4,940,986,861.32	480,420,808.39
MISSISSIPPI, STATE OF	414X-HOUSING & OTHER NEEDS	1604DR	MISSISSIPPI	KATRINA	1,188,588,548.51	1,170,469,546.25
	416X-PUBLIC ASSISTANCE	1604DR	MISSISSIPPI	KATRINA	1,463,097,084.57	628,153,357.83
	4173-HAZARD MITIGATION	1604DR	MISSISSIPPI	KATRINA	5,407,982.00	258,506.00
	CRISIS COUNSELING	1604DR	MISSISSIPPI	KATRINA	3,002,978.00	2,966,094.95
MISSISSIPPI, STATE OF Total					2,660,096,593.08	1,801,847,505.03
FLORIDA BUREAU OF DISASTER	414X-HOUSING & OTHER NEEDS	1609DR	FLORIDA	WILMA	316,695,000.00	290,346,168.72
	416X-PUBLIC ASSISTANCE	1602DR	FLORIDA	KATRINA	152,557,739.77	107,153,987.34
		1609DR	FLORIDA	WILMA	999,048,714.33	544,276,802.31
		3220EM	FLORIDA	KATRINA	7,845,818.93	2,211,278.34
		3259EM	FLORIDA	RITA	8,921,856.75	5,147,329.85
		CRISIS COUNSELING	1604DR	MISSISSIPPI	KATRINA	4,989,789.00
		1609DR	FLORIDA	WILMA	2,424,122.00	1,164,961.28
FLORIDA BUREAU OF DISASTER Total					1,492,483,040.78	954,263,960.44
TX DEPARTMENT OF PUBLIC SAFETY	414X-HOUSING & OTHER NEEDS	1606DR	TEXAS	RITA	511,014,000.00	504,348,161.70
	4154-OTHER NEEDS	1606DR	TEXAS	RITA	71,880,000.00	69,145,118.91
	416X-PUBLIC ASSISTANCE	1606DR	TEXAS	RITA	306,288,669.06	225,985,137.44
		3216EM	TEXAS	KATRINA	498,176,582.84	427,286,008.66
		3261EM	TEXAS	RITA	5,876,046.04	5,521,156.75
	4173-HAZARD MITIGATION	1606DR	TEXAS	RITA	21,337,874.00	15,813.83

VENDOR ALPHA	PROGRAM NAME	PROG CODE	STATE NAME	EVENT NAME	OBLIGATIONS	EXPENDITURES
	CRISIS COUNSELING	1603DR	LOUISIANA	KATRINA	9,638,246.00	4,959,415.70
		1606DR	TEXAS	RITA	650,742.00	122,293.01
TX DEPARTMENT OF PUBLIC SAFETY Total					1,424,862,159.94	1,237,383,106.00
DEPARTMENT OF DEFENSE	2501-MISSIONS-FOS	1602DR	FLORIDA	KATRINA	100,000.00	
		1603DR	LOUISIANA	KATRINA	128,697,000.00	15,241,563.99
		1604DR	MISSISSIPPI	KATRINA	770,190,415.41	267,488,872.90
		1605DR	ALABAMA	KATRINA	2,669,482.21	
		1606DR	TEXAS	RITA	23,100,000.00	20,676.01
		1607DR	LOUISIANA	RITA		
		1609DR	FLORIDA	WILMA	2,650,000.00	849,573.00
		3212EM	LOUISIANA	KATRINA	250,000.00	
		3213EM	MISSISSIPPI	KATRINA	10,000.00	8,102.84
		3214EM	ALABAMA	KATRINA		
		3216EM	TEXAS	KATRINA	20,000.00	
		3259EM	FLORIDA	RITA	255,000.00	
		3260EM	LOUISIANA	RITA		
		3261EM	TEXAS	RITA	11,315,000.00	3,190,786.76
	2507-MISSIONS-TA	1603DR	LOUISIANA	KATRINA	271,500.00	
	2508-MISSIONS-DFA	1603DR	LOUISIANA	KATRINA	24,812,000.00	1,188,791.09
		1604DR	MISSISSIPPI	KATRINA	54,950,344.86	3,763,316.02
		1606DR	TEXAS	RITA	2,810,000.00	
		1607DR	LOUISIANA	RITA	11,000,000.00	1,576,361.33
		1609DR	FLORIDA	WILMA	900,000.00	6,276.58
		3216EM	TEXAS	KATRINA		
		3260EM	LOUISIANA	RITA		
	25XX-OTHER SERVICES	1603DR	LOUISIANA	KATRINA	16,082.04	
		1604DR	MISSISSIPPI	KATRINA	337,880.16	242,663.04
		1605DR	ALABAMA	KATRINA	79,950.24	
	26XX-SUPPLIES & MATERIALS	1603DR	LOUISIANA	KATRINA	149,535,482.19	91,588,158.78
		1604DR	MISSISSIPPI	KATRINA	90,958,532.13	87,008,294.29
		1609DR	FLORIDA	WILMA	70,371,168.00	
	31XX-EQUIPMENT	1603DR	LOUISIANA	KATRINA	250,000.00	
	MANUFACTURED HOUSING	1603DR	LOUISIANA	KATRINA	451,276.92	
		1604DR	MISSISSIPPI	KATRINA	425,363.40	64,281.60
		1606DR	TEXAS	RITA	79,950.24	
DEPARTMENT OF DEFENSE Total					1,346,506,427.80	472,237,718.23
FLUOR DANIEL INC	2594-INSPECTIONS PA TAC	1602DR	FLORIDA	KATRINA	2,800,000.00	2,110,982.33
		1603DR	LOUISIANA	KATRINA	62,915,000.00	39,937,479.84
		1604DR	MISSISSIPPI	KATRINA	28,550,000.00	19,712,425.55
		1605DR	ALABAMA	KATRINA	570,000.00	466,351.21
		1606DR	TEXAS	RITA	7,550,000.00	5,310,732.71
		1607DR	LOUISIANA	RITA	4,915,000.00	2,827,435.85
		1609DR	FLORIDA	WILMA	12,557,000.00	8,325,206.83
		3216EM	TEXAS	KATRINA	2,250,000.00	1,767,279.16
	MANUFACTURED HOUSING	1603DR	LOUISIANA	KATRINA	1,068,141,683.98	531,301,089.77
		1605DR	ALABAMA	KATRINA	1,816,792.00	1,155,968.58
		1606DR	TEXAS	RITA	4,701,226.00	1,809,972.04
		1609DR	FLORIDA	WILMA	1,512,583.00	542,037.00
FLUOR DANIEL INC Total					1,198,279,284.98	615,266,960.87
ENVIRONMENTAL PROTECTION AGENCY	2501-MISSIONS-FOS	1602DR	FLORIDA	KATRINA	20,000.00	
		1603DR	LOUISIANA	KATRINA	22,517,000.00	
		1604DR	MISSISSIPPI	KATRINA	2,529,200.00	749,561.82
		1605DR	ALABAMA	KATRINA	10,000.00	4,164.37
		1606DR	TEXAS	RITA	10,000.00	
		1609DR	FLORIDA	WILMA	40,000.00	4,264.10
		3213EM	MISSISSIPPI	KATRINA	10,000.00	6,188.73
		3214EM	ALABAMA	KATRINA		
		3259EM	FLORIDA	RITA	10,000.00	



VENDOR ALPHA	PROGRAM NAME	PROG CODE	STATE NAME	EVENT NAME	OBLIGATIONS	EXPENDITURES	
	2507-MISSIONS-TA	3260EM	LOUISIANA	RITA	25,000.00		
		3261EM	TEXAS	RITA	5,000,000.00		
		1603DR	LOUISIANA	KATRINA	2,500,000.00		
		1604DR	MISSISSIPPI	KATRINA	12,300,000.00	1,543,422.91	
		1605DR	ALABAMA	KATRINA	3,000,000.00	119,628.12	
	2508-MISSIONS-DFA	1609DR	FLORIDA	WILMA	100,000.00	3,049.85	
		3214EM	ALABAMA	KATRINA			
		1603DR	LOUISIANA	KATRINA	197,000,000.00		
		1604DR	MISSISSIPPI	KATRINA	55,500,000.00	6,477,839.36	
		1605DR	ALABAMA	KATRINA	17,000,000.00	490,046.97	
	25XX-OTHER SERVICES	1607DR	LOUISIANA	RITA	39,500,000.00		
		1609DR	FLORIDA	WILMA	300,000.00		
		1603DR	LOUISIANA	KATRINA	258,065,898.00		
		1607DR	LOUISIANA	RITA	136,276,039.00		
	ENVIRONMENTAL PROTECTION AGENCY Total					751,713,137.00	9,398,166.23
SHAW ENVIRONMENTAL & INFRASTRUCTURE	25XX-OTHER SERVICES	1606DR	TEXAS	RITA	1,109,049.00		
	MANUFACTURED HOUSING	1603DR	LOUISIANA	KATRINA	544,504,275.50	346,682,893.49	
		1604DR	MISSISSIPPI	KATRINA	3,195,481.00	1,446,033.17	
		1605DR	ALABAMA	KATRINA	8,449,776.00	4,563,813.19	
		1606DR	TEXAS	RITA	20,755,070.00	17,215,887.62	
		1607DR	LOUISIANA	RITA	1,503,895.00	1,503,895.00	
		1609DR	FLORIDA	WILMA	2,397,957.00		
		SHAW ENVIRONMENTAL & INFRASTRUCTURE Total					581,915,503.50
DEPARTMENT OF TRANSPORTATION	21XX-TRAVEL OF PEOPLE	1604DR	MISSISSIPPI	KATRINA			
	2501-MISSIONS-FOS	1602DR	FLORIDA	KATRINA	2,018,500.00	997,471.94	
		1603DR	LOUISIANA	KATRINA	71,096,591.33	9,154,614.21	
		1604DR	MISSISSIPPI	KATRINA	64,811,314.00	20,207,653.81	
		1605DR	ALABAMA	KATRINA	24,057,500.00	12,441,002.41	
		1606DR	TEXAS	RITA	30,330,741.76	19,837,312.14	
		1607DR	LOUISIANA	RITA	25,110,000.00	9,677,971.46	
		1609DR	FLORIDA	WILMA	35,249,501.19	10,904,657.19	
		3212EM	LOUISIANA	KATRINA	6,120,000.00	134,839.68	
		3213EM	MISSISSIPPI	KATRINA	35,000.00	16,914.58	
		3214EM	ALABAMA	KATRINA			
		3215EM	ARKANSAS	KATRINA	50,000.00		
		3216EM	TEXAS	KATRINA	650,000.00	632,825.82	
		3259EM	FLORIDA	RITA	10,000.00		
		3261EM	TEXAS	RITA	1,570,802.08	870,802.08	
		2507-MISSIONS-TA	1604DR	MISSISSIPPI	KATRINA	50,000.00	
			1603DR	LOUISIANA	KATRINA	294,920,991.00	170,759,369.61
		2508-MISSIONS-DFA	1604DR	MISSISSIPPI	KATRINA	3,353,213.00	
			1607DR	LOUISIANA	RITA	10,000,000.00	490,697.23
			3215EM	ARKANSAS	KATRINA	500,000.00	
	3216EM		TEXAS	KATRINA	2,500,000.00	1,300,345.66	
	3260EM		LOUISIANA	RITA			
	DEPARTMENT OF TRANSPORTATION Total					572,434,154.36	257,426,477.82
GULF STREAM COACH, INC.	22XX-TRANSPORT OF THINGS	1603DR	LOUISIANA	KATRINA	26,319,725.00	17,228,213.00	
	MANUFACTURED HOUSING	1603DR	LOUISIANA	KATRINA	347,184,713.00	347,157,767.00	
		1604DR	MISSISSIPPI	KATRINA	73,885,500.00	73,879,325.00	
		1605DR	ALABAMA	KATRINA	100,307,287.00	99,995,474.00	
GULF STREAM COACH, INC. Total					547,697,225.00	538,260,779.00	
CORPORATE LODGING CONSULTANTS, INC.	21XX-TRAVEL OF PEOPLE	1604DR	MISSISSIPPI	KATRINA	45,000.00	44,537.10	
	25XX-OTHER SERVICES	1603DR	LOUISIANA	KATRINA	227,989,384.00	209,389,761.74	
		1604DR	MISSISSIPPI	KATRINA	108,724,206.00	87,787,116.00	
		1605DR	ALABAMA	KATRINA	26,102,430.00	21,067,175.04	
		1606DR	TEXAS	RITA	90,560,262.00	69,514,426.02	
		1607DR	LOUISIANA	RITA	68,772,318.00	45,218,844.26	
CORPORATE LODGING CONSULTANTS, INC. Total					522,193,600.00	433,021,860.16	

VENDOR ALPHA	PROGRAM NAME	PROG CODE	STATE NAME	EVENT NAME	OBLIGATIONS	EXPENDITURES
BECHTEL NATIONAL, INC.	25XX-OTHER SERVICES	1604DR	MISSISSIPPI	KATRINA	21,421,522.00	7,894,945.86
	MANUFACTURED HOUSING	1603DR	LOUISIANA	KATRINA	1,117,125.00	(9,171.25)
		1604DR	MISSISSIPPI	KATRINA	463,076,351.00	387,970,320.27
BECHTEL NATIONAL, INC. Total					485,614,998.00	395,856,094.88
US COAST GUARD	2501-MISSIONS-FOS	1602DR	FLORIDA	KATRINA	1.00	
		1603DR	LOUISIANA	KATRINA	3,275,000.00	
		1604DR	MISSISSIPPI	KATRINA	13,970,000.00	294,252.57
		1605DR	ALABAMA	KATRINA	2,275,000.00	154,116.91
		1606DR	TEXAS	RITA	100,000.00	
		1609DR	FLORIDA	WILMA	50,000.00	
		3214EM	ALABAMA	KATRINA		
		3259EM	FLORIDA	RITA	16,000.00	
		3260EM	LOUISIANA	RITA	25,000.00	
		3261EM	TEXAS	RITA	200,000.00	
	2507-MISSIONS-TA	1603DR	LOUISIANA	KATRINA	37,500.00	
	2508-MISSIONS-DFA	1603DR	LOUISIANA	KATRINA	165,000,000.00	11,162,253.86
		1604DR	MISSISSIPPI	KATRINA	231,000,000.00	
		1605DR	ALABAMA	KATRINA		
		1606DR	TEXAS	RITA	8,000,000.00	
		1607DR	LOUISIANA	RITA	18,400,000.00	
	1609DR	FLORIDA	WILMA	70,000.00		
US COAST GUARD Total					442,418,501.00	11,610,623.34
US DEPARTMENT OF LABOR	2501-MISSIONS-FOS	1603DR	LOUISIANA	KATRINA		
		1604DR	MISSISSIPPI	KATRINA	325,000.00	14,945.96
	2503-UNEMPLOYMENT	1603DR	LOUISIANA	KATRINA	320,361,035.00	320,361,035.00
		1604DR	MISSISSIPPI	KATRINA	88,450,000.00	88,450,000.00
		1605DR	ALABAMA	KATRINA	1,372,364.00	1,372,364.00
		1606DR	TEXAS	RITA	9,759,933.00	9,759,933.00
		1607DR	LOUISIANA	RITA	11,785,488.00	11,785,488.00
		1609DR	FLORIDA	WILMA	5,770,125.00	5,770,125.00
US DEPARTMENT OF LABOR Total					437,823,945.00	437,513,890.96
USDA FOREST SERVICE	2501-MISSIONS-FOS	1602DR	FLORIDA	KATRINA	735,000.00	
		1603DR	LOUISIANA	KATRINA	139,776,000.00	4,200,757.77
		1604DR	MISSISSIPPI	KATRINA	8,607,000.00	
		1605DR	ALABAMA	KATRINA	1,280,000.00	22,030.32
		1606DR	TEXAS	RITA	124,330,000.00	
		1609DR	FLORIDA	WILMA	5,910,000.00	
		3213EM	MISSISSIPPI	KATRINA	80,288.00	
		3214EM	ALABAMA	KATRINA		
		3216EM	TEXAS	KATRINA	5,000.00	2,655.53
		3217EM	TENNESSEE	KATRINA		
		3218EM	GEORGIA	KATRINA		
		3222EM	NORTH CAROLINA	KATRINA		
		3231EM	KENTUCKY	KATRINA		
		3233EM	SOUTH CAROLINA	KATRINA		
		3241EM	ARIZONA	KATRINA	2,000,000.00	1,962.98
		3259EM	FLORIDA	RITA	740,000.00	
	3261EM	TEXAS	RITA	21,155,000.00		
	2507-MISSIONS-TA	1602DR	FLORIDA	KATRINA	10,000.00	
		1604DR	MISSISSIPPI	KATRINA	62,500.00	
	2508-MISSIONS-DFA	1603DR	LOUISIANA	KATRINA	10,000,000.00	
		1604DR	MISSISSIPPI	KATRINA	6,700,000.00	631.44
		1606DR	TEXAS	RITA	650,000.00	
		1607DR	LOUISIANA	RITA	40,500,000.00	
3216EM	TEXAS	KATRINA	22,500,000.00	34,343.15		
USDA FOREST SERVICE Total					385,040,788.00	4,262,381.19
CH2M HILL CONSTRUCTORS, INC.	2507-MISSIONS-TA	1604DR	MISSISSIPPI	KATRINA		
	2592-INSPECTIONS IHP/IFG	1604DR	MISSISSIPPI	KATRINA	1,675,499.84	217,003.15



VENDOR ALPHA	PROGRAM NAME	PROG CODE	STATE NAME	EVENT NAME	OBLIGATIONS	EXPENDITURES
	MANUFACTURED HOUSING	1603DR	LOUISIANA	KATRINA	212,938,860.60	172,346,512.33
		1604DR	MISSISSIPPI	KATRINA	91,516,458.09	73,443,080.73
		1605DR	ALABAMA	KATRINA	35,575,365.27	24,812,892.50
		1606DR	TEXAS	RITA	35,881,812.94	26,787,983.51
CH2M HILL CONSTRUCTORS, INC. Total					377,587,996.74	297,607,472.22
MORGAN BUILDINGS & SPAS, INC.	25XX-OTHER SERVICES	1603DR	LOUISIANA	KATRINA	348.75	
		1606DR	TEXAS	RITA	14,996.00	14,996.00
	31XX-EQUIPMENT	1603DR	LOUISIANA	KATRINA	125,000.00	125,000.00
		1603DR	LOUISIANA	KATRINA	114,362,394.00	95,085,356.92
	MANUFACTURED HOUSING	1604DR	MISSISSIPPI	KATRINA	244,122,500.00	244,122,500.00
		1605DR	ALABAMA	KATRINA	13,700,000.00	13,700,000.00
MORGAN BUILDINGS & SPAS, INC. Total					372,325,238.75	353,047,852.92
PRECISION HOMES	MANUFACTURED HOUSING	1603DR	LOUISIANA	KATRINA	125,000,000.00	125,000,000.00
		1605DR	ALABAMA	KATRINA	162,515,000.00	155,878,481.99
PRECISION HOMES Total					287,515,000.00	280,878,481.99
AMERICAN RED CROSS	2501-MISSIONS-FOS	1603DR	LOUISIANA	KATRINA	50,000.00	11,159.43
		1606DR	TEXAS	RITA		
		3232EM	MISSOURI	KATRINA	5,000.00	
		3261EM	TEXAS	RITA		
	25XX-OTHER SERVICES	1603DR	LOUISIANA	KATRINA	125,400,000.00	110,000,000.00
		1604DR	MISSISSIPPI	KATRINA	59,850,000.00	52,500,000.00
		1605DR	ALABAMA	KATRINA	14,250,000.00	12,500,000.00
		1606DR	TEXAS	RITA	48,450,000.00	41,437,014.20
		1607DR	LOUISIANA	RITA	37,050,000.00	32,500,000.00
	31XX-EQUIPMENT	1604DR	MISSISSIPPI	KATRINA	199,800.00	
	AMERICAN RED CROSS Total					285,254,800.00
DEPARTMENT OF HEALTH AND HUMAN SERVICES	2501-MISSIONS-FOS	1602DR	FLORIDA	KATRINA	365,000.00	
		1603DR	LOUISIANA	KATRINA	615,000.00	
		1604DR	MISSISSIPPI	KATRINA	695,000.00	
		1605DR	ALABAMA	KATRINA	50,000.00	
		1606DR	TEXAS	RITA	23,000,000.00	
		1609DR	FLORIDA	WILMA	1,230,000.00	
		3213EM	MISSISSIPPI	KATRINA	50,000.00	
		3214EM	ALABAMA	KATRINA		
		3215EM	ARKANSAS	KATRINA	10,000.00	
		3216EM	TEXAS	KATRINA	80,000.00	
		3217EM	TENNESSEE	KATRINA	2,000.00	
		3218EM	GEORGIA	KATRINA	52,000.00	
		3222EM	NORTH CAROLINA	KATRINA	2,000.00	
		3231EM	KENTUCKY	KATRINA	2,000.00	
		3233EM	SOUTH CAROLINA	KATRINA	2,000.00	
		3259EM	FLORIDA	RITA	10,000.00	
		3261EM	TEXAS	RITA	40,180,000.00	
		2507-MISSIONS-TA	1603DR	LOUISIANA	KATRINA	30,000.00
	1604DR		MISSISSIPPI	KATRINA	207,500.00	
	3217EM		TENNESSEE	KATRINA	5,000.00	
	2508-MISSIONS-DFA	1603DR	LOUISIANA	KATRINA	82,686,996.52	
		1604DR	MISSISSIPPI	KATRINA	64,815,500.00	2,735,966.48
		1605DR	ALABAMA	KATRINA		
		1607DR	LOUISIANA	RITA	20,100,000.00	
		1609DR	FLORIDA	WILMA	8,165,000.00	
		3215EM	ARKANSAS	KATRINA	3,000,000.00	
		3216EM	TEXAS	KATRINA	10,050,000.00	
		3237EM	ALABAMA	KATRINA	1,000,000.00	
		3260EM	LOUISIANA	RITA		
		25XX-OTHER SERVICES	1604DR	MISSISSIPPI	KATRINA	2,909,940.00
	1605DR		ALABAMA	KATRINA	205,500.00	205,500.00
	1606DR		TEXAS	RITA	400,000.00	400,000.00

VENDOR ALPHA	PROGRAM NAME	PROG CODE	STATE NAME	EVENT NAME	OBLIGATIONS	EXPENDITURES
		1609DR	FLORIDA	WILMA	10,000.00	10,000.00
	26XX-SUPPLIES & MATERIALS	1604DR	MISSISSIPPI	KATRINA	3,050,000.00	3,050,000.00
	CRISIS COUNSELING	1604DR	MISSISSIPPI	KATRINA	6,658,389.00	6,658,389.00
		1605DR	ALABAMA	KATRINA	488,246.00	488,246.00
		1606DR	TEXAS	RITA	1,546,988.00	1,546,988.00
		1609DR	FLORIDA	WILMA	3,246,808.00	3,246,808.00
DEPARTMENT OF HEALTH AND HUMAN SERVICES Total					274,920,867.52	21,251,837.48
FEDERAL PROTECTIVE SERVICE/DHS	2501-MISSIONS-FOS	1603DR	LOUISIANA	KATRINA	153,717,420.00	61,833,932.20
		1604DR	MISSISSIPPI	KATRINA	28,452,766.73	284,361.74
		1605DR	ALABAMA	KATRINA	5,452,500.00	54,484.91
		1606DR	TEXAS	RITA	7,570,000.00	
		1607DR	LOUISIANA	RITA	5,000,000.00	
		1609DR	FLORIDA	WILMA	30,371,511.90	
		3213EM	MISSISSIPPI	KATRINA	188,608.00	
		3214EM	ALABAMA	KATRINA	31,478.00	
		3215EM	ARKANSAS	KATRINA	460,000.00	
		3216EM	TEXAS	KATRINA	6,000,000.00	
		3259EM	FLORIDA	RITA	10,000.00	
		3260EM	LOUISIANA	RITA	125,000.00	
		3261EM	TEXAS	RITA	100,000.00	
	2507-MISSIONS-TA	1603DR	LOUISIANA	KATRINA		
	2508-MISSIONS-DFS	1603DR	LOUISIANA	KATRINA		
		1604DR	MISSISSIPPI	KATRINA	700,000.00	168,610.50
		1609DR	FLORIDA	WILMA	150,000.00	
		3260EM	LOUISIANA	RITA	100,000.00	
	25XX-OTHER SERVICES	1602DR	FLORIDA	KATRINA	5,616,000.00	
		1603DR	LOUISIANA	KATRINA	70,272.00	
		1604DR	MISSISSIPPI	KATRINA	328,312.00	
		1605DR	ALABAMA	KATRINA	70,272.00	
FEDERAL PROTECTIVE SERVICE/DHS Total					244,514,140.63	62,341,389.35
AL EMERGENCY MANAGEMENT AGENCY	414X-HOUSING & OTHER NEEDS	1605DR	ALABAMA	KATRINA	121,116,775.39	117,677,433.20
	416X-PUBLIC ASSISTANCE	1605DR	ALABAMA	KATRINA	97,174,375.57	69,216,093.73
		3237EM	ALABAMA	KATRINA	2,932,200.69	2,313,662.00
	4173-HAZARD MITIGATION	1605DR	ALABAMA	KATRINA	7,694,402.00	35,761.88
	CRISIS COUNSELING	1605DR	ALABAMA	KATRINA	3,851,188.00	2,570,321.98
AL EMERGENCY MANAGEMENT AGENCY Total					232,768,941.65	191,813,272.79
GENERAL SERVICES ADMINISTRATION	21XX-TRAVEL OF PEOPLE	1604DR	MISSISSIPPI	KATRINA	32,208.00	22,882.50
	22XX-TRANSPORT OF THINGS	1602DR	FLORIDA	KATRINA	20,000.00	2,612.05
		1603DR	LOUISIANA	KATRINA	4,240,000.00	375,806.91
		1604DR	MISSISSIPPI	KATRINA	640,000.00	160,984.13
		1605DR	ALABAMA	KATRINA	401,600.00	25,568.46
		1606DR	TEXAS	RITA	82,000.00	38,970.50
		1607DR	LOUISIANA	RITA	2,000.00	210.86
		1609DR	FLORIDA	WILMA	400,000.00	21,134.82
		3215EM	ARKANSAS	KATRINA	25.38	25.38
		3216EM	TEXAS	KATRINA	4,446.27	4,446.27
		3224EM	COLORADO	KATRINA	16.21	
	23XX-RENT, COMM, UTILITIES	1602DR	FLORIDA	KATRINA	300,000.00	300,000.00
		1603DR	LOUISIANA	KATRINA	6,574,602.00	4,977,340.97
		1604DR	MISSISSIPPI	KATRINA	8,358,100.00	2,525,955.22
		1605DR	ALABAMA	KATRINA	643,984.00	643,983.97
		1606DR	TEXAS	RITA	2,858,184.00	2,429,430.00
		1607DR	LOUISIANA	RITA	1,836,790.00	1,543,062.00
		1609DR	FLORIDA	WILMA	3,006,981.00	2,377,286.21
		3214EM	ALABAMA	KATRINA	30,000.00	30,000.00
	2501-MISSIONS-FOS	1602DR	FLORIDA	KATRINA	165,000.00	
		1603DR	LOUISIANA	KATRINA	6,849,500.00	199,071.30
		1604DR	MISSISSIPPI	KATRINA	62,533,268.36	422,737.15

VENDOR ALPHA	PROGRAM NAME	PROG CODE	STATE NAME	EVENT NAME	OBLIGATIONS	EXPENDITURES	
		1605DR	ALABAMA	KATRINA	11,333,000.00	3,850.07	
		1606DR	TEXAS	RITA	370,000.00	(14,525.63)	
		1607DR	LOUISIANA	RITA	5,528,185.00	8,954.22	
		1609DR	FLORIDA	WILMA	170,000.00	5,951.57	
		3212EM	LOUISIANA	KATRINA			
		3213EM	MISSISSIPPI	KATRINA	1,770,000.00	6,790.54	
		3214EM	ALABAMA	KATRINA			
		3215EM	ARKANSAS	KATRINA	60,000.00	7,451.56	
		3216EM	TEXAS	KATRINA	285,000.00	7,872.19	
		3224EM	COLORADO	KATRINA			
		3259EM	FLORIDA	RITA	10,000.00		
		3261EM	TEXAS	RITA	520,000.00		
		2508-MISSIONS-DFA	1603DR	LOUISIANA	KATRINA	1,000,000.00	
	1604DR		MISSISSIPPI	KATRINA			
	1609DR		FLORIDA	WILMA			
	3212EM		LOUISIANA	KATRINA	1,500,000.00	2,096.06	
	25XX-OTHER SERVICES	3223EM	UTAH	KATRINA			
		1603DR	LOUISIANA	KATRINA	8,509,000.00	3,478,016.04	
		1604DR	MISSISSIPPI	KATRINA	57,706,723.95	3,175,217.91	
		1605DR	ALABAMA	KATRINA	146,000.00		
	26XX-SUPPLIES & MATERIALS	1609DR	FLORIDA	WILMA	5,328,000.00	34,024.00	
1603DR		LOUISIANA	KATRINA	1,053.45			
1604DR		MISSISSIPPI	KATRINA	60,000.00	28,075.66		
GENERAL SERVICES ADMINISTRATION Total					193,275,667.62	22,845,282.89	
CLEARBROOK LLC	23XX-RENT, COMM, UTILITIES	1603DR	LOUISIANA	KATRINA	21,724,500.00	21,724,500.00	
	25XX-OTHER SERVICES	1603DR	LOUISIANA	KATRINA	43,720,240.00	5,000,911.36	
	26XX-SUPPLIES & MATERIALS	1607DR	LOUISIANA	RITA	8,390,250.00	8,189,240.40	
	31XX-EQUIPMENT	1603DR	LOUISIANA	KATRINA	8,289,596.00	8,289,596.00	
	32XX-LAND & STRUCTURES	1603DR	LOUISIANA	KATRINA	4,559,846.00	3,988,500.00	
	MANUFACTURED HOUSING	1603DR	LOUISIANA	KATRINA	97,306,980.00	97,306,980.00	
CLEARBROOK LLC Total					183,991,412.00	144,499,727.76	
GBL'S	22XX-TRANSPORT OF THINGS	1602DR	FLORIDA	KATRINA	500,000.00	35,126.59	
		1603DR	LOUISIANA	KATRINA	106,000,000.00	90,250,506.33	
		1604DR	MISSISSIPPI	KATRINA	26,030,000.00	20,092,010.14	
		1605DR	ALABAMA	KATRINA	10,040,000.00	4,239,800.96	
		1606DR	TEXAS	RITA	2,250,000.00	1,843,715.68	
		1607DR	LOUISIANA	RITA	200,000.00	160,526.11	
		1609DR	FLORIDA	WILMA	12,000,000.00	2,866,429.45	
		25XX-OTHER SERVICES	1603DR	LOUISIANA	KATRINA	2,500.00	
			GBL'S Total				
	FEMA GROUP TRAVEL	21XX-TRAVEL OF PEOPLE	1602DR	FLORIDA	KATRINA	2,063,994.12	1,761,625.17
1603DR			LOUISIANA	KATRINA	53,567,034.38	52,679,353.76	
1604DR			MISSISSIPPI	KATRINA	41,978,822.88	34,595,386.94	
1605DR			ALABAMA	KATRINA	10,375,347.08	10,143,266.49	
1606DR			TEXAS	RITA	23,686,600.89	22,328,026.15	
1607DR			LOUISIANA	RITA	2,713,157.96	2,666,079.15	
1609DR			FLORIDA	WILMA	12,878,650.00	12,579,449.32	
3212EM			LOUISIANA	KATRINA	5,559.37	5,559.37	
3215EM			ARKANSAS	KATRINA	1,692,159.35	1,649,732.13	
3216EM			TEXAS	KATRINA	2,824,540.41	2,820,312.42	
3217EM			TENNESSEE	KATRINA	67,982.84	67,982.84	
3218EM			GEORGIA	KATRINA	767.15	767.15	
3219EM			OKLAHOMA	KATRINA	88,459.16	75,854.98	
3221EM			WEST VIRGINIA	KATRINA	26,021.70	26,021.70	
3223EM			UTAH	KATRINA	34,338.34	25,635.05	
3224EM			COLORADO	KATRINA	141,985.22	136,691.88	
3225EM			MICHIGAN	KATRINA	213,601.00	152,196.66	
3226EM			DISTRICT OF COLUMBIA	KATRINA	38,622.50	38,622.50	



VENDOR ALPHA	PROGRAM NAME	PROG CODE	STATE NAME	EVENT NAME	OBLIGATIONS	EXPENDITURES
		3227EM	WASHINGTON	KATRINA	110,897.12	88,427.08
		3228EM	OREGON	KATRINA	20,421.63	13,842.44
		3229EM	NEW MEXICO	KATRINA	44,429.60	40,759.31
		3230EM	ILLINOIS	KATRINA	27,783.40	20,294.63
		3231EM	KENTUCKY	KATRINA	7,960.79	7,960.79
		3232EM	MISSOURI	KATRINA	230,804.50	216,222.53
		3233EM	SOUTH CAROLINA	KATRINA	40,089.27	40,089.27
		3234EM	SOUTH DAKOTA	KATRINA	8,872.00	7,771.22
		3235EM	PENNSYLVANIA	KATRINA	78,931.06	78,931.06
		3236EM	KANSAS	KATRINA	186.90	186.90
		3238EM	INDIANA	KATRINA		
		3239EM	IOWA	KATRINA	4,927.66	4,927.66
		3240EM	VIRGINIA	KATRINA	7,659.06	7,659.06
		3241EM	ARIZONA	KATRINA	169,630.29	151,127.15
		3242EM	MINNESOTA	KATRINA		
		3243EM	NEVADA	KATRINA	194,136.15	171,725.66
		3244EM	IDAHO	KATRINA	3,603.26	3,603.26
		3245EM	NEBRASKA	KATRINA	1,301.61	1,301.61
		3246EM	CONNECTICUT	KATRINA	19,927.66	6,209.38
		3247EM	NORTH DAKOTA	KATRINA	15,599.78	15,492.46
		3248EM	CALIFORNIA	KATRINA	332,362.04	285,228.48
		3249EM	WISCONSIN	KATRINA		
		3250EM	OHIO	KATRINA		
		3251EM	MARYLAND	KATRINA	52,711.86	52,711.86
		3252EM	MASSACHUSETTS	KATRINA	130,165.65	110,001.78
		3253EM	MONTANA	KATRINA	7,363.50	7,151.94
		3255EM	RHODE ISLAND	KATRINA	13,791.99	7,916.15
		3256EM	MAINE	KATRINA	6,000.00	
		3257EM	NEW JERSEY	KATRINA	2,366.13	1,773.59
		3258EM	NEW HAMPSHIRE	KATRINA	6,000.00	91.71
		3259EM	FLORIDA	RITA	25,059.98	25,059.98
		3261EM	TEXAS	RITA	13,237.61	13,237.61
		3262EM	NEW YORK	KATRINA	73,300.00	63,983.23
		3263EM	DELAWARE	KATRINA	379.32	379.32
	MANUFACTURED HOUSING	1603DR	LOUISIANA	KATRINA	108,000.00	
FEMA GROUP TRAVEL Total					154,155,544.17	143,196,630.78
PARTNERSHIP FOR RESPONSE & RECOVERY	2592-INSPECTIONS IHP/IFG	1603DR	LOUISIANA	KATRINA	52,178,260.32	37,690,386.60
		1604DR	MISSISSIPPI	KATRINA	51,656,956.48	39,351,066.20
		1606DR	TEXAS	RITA	495,566.55	495,566.55
		1607DR	LOUISIANA	RITA	15,225,791.28	10,702,097.43
		1609DR	FLORIDA	WILMA	26,288,645.12	21,877,317.92
		25XX-OTHER SERVICES	1603DR	LOUISIANA	KATRINA	
PARTNERSHIP FOR RESPONSE & RECOVERY Total					145,845,219.75	110,116,434.70
NISTC	2594-INSPECTIONS PA TAC	1602DR	FLORIDA	KATRINA	4,024,400.00	3,889,625.17
		1603DR	LOUISIANA	KATRINA	89,464,300.00	56,320,109.63
		1604DR	MISSISSIPPI	KATRINA	31,460,300.00	21,547,787.89
		1605DR	ALABAMA	KATRINA	878,600.00	724,394.49
		1606DR	TEXAS	RITA	3,729,300.00	2,324,356.44
		1609DR	FLORIDA	WILMA	12,526,800.00	10,610,401.67
		3240EM	VIRGINIA	KATRINA	339,100.00	183,180.61
NISTC Total					142,422,800.00	95,599,855.90
CMH MANUFACTURING, INC.	MANUFACTURED HOUSING	1603DR	LOUISIANA	KATRINA	69,790,000.00	58,205,262.00
		1604DR	MISSISSIPPI	KATRINA	69,177,578.79	69,174,578.79
CMH MANUFACTURING, INC. Total					138,967,578.79	127,379,840.79
ALLTECH	2592-INSPECTIONS IHP/IFG	1603DR	LOUISIANA	KATRINA	48,638,018.26	29,853,124.00
		1605DR	ALABAMA	KATRINA	8,123,500.00	7,034,138.65
		1606DR	TEXAS	RITA	43,555,358.00	25,629,642.50
		1607DR	LOUISIANA	RITA	15,708,751.04	9,645,031.55

VENDOR ALPHA	PROGRAM NAME	PROG CODE	STATE NAME	EVENT NAME	OBLIGATIONS	EXPENDITURES
		1609DR	FLORIDA	WILMA	18,066,256.00	16,988,192.02
ALLTECH Total					134,091,883.30	89,150,128.72
EMERGENCY RESPONSE PROG MANAGEMENT	2594-INSPECTIONS PA TAC	1602DR	FLORIDA	KATRINA	1,360,000.00	1,350,159.78
		1603DR	LOUISIANA	KATRINA	88,084,800.00	77,121,907.04
		1604DR	MISSISSIPPI	KATRINA	24,320,600.00	19,334,101.28
		1606DR	TEXAS	RITA	3,391,100.00	2,896,272.50
		1609DR	FLORIDA	WILMA	12,123,200.00	10,753,218.25
		3215EM	ARKANSAS	KATRINA	1,583,900.00	1,494,671.13
		3216EM	TEXAS	KATRINA	1,954,900.00	1,415,798.17
		3229EM	NEW MEXICO	KATRINA	139,800.00	100,522.82
EMERGENCY RESPONSE PROG MANAGEMENT Total					132,958,300.00	114,466,650.97
NORTH AMERICAN CATASTROPHE SVCS INC	MANUFACTURED HOUSING	1603DR	LOUISIANA	KATRINA	120,087,309.70	118,702,035.99
		1605DR	ALABAMA	KATRINA	3,511,777.94	466,690.93
		1609DR	FLORIDA	WILMA	4,194,556.00	4,194,556.00
NORTH AMERICAN CATASTROPHE SVCS INC Total					127,793,643.64	123,363,282.92
BOURGET'S OF THE SOUTH, LLC	MANUFACTURED HOUSING	1603DR	LOUISIANA	KATRINA	7,355,005.60	7,355,005.60
		1605DR	ALABAMA	KATRINA	112,144,650.00	112,144,650.00
BOURGET'S OF THE SOUTH, LLC Total					119,499,655.60	119,499,655.60
PRI/DJI, A RECONSTRUCTION JV	25XX-OTHER SERVICES	1604DR	MISSISSIPPI	KATRINA		
	MANUFACTURED HOUSING	1603DR	LOUISIANA	KATRINA	58,326,038.51	1,130,814.01
		1604DR	MISSISSIPPI	KATRINA	42,704,293.92	1,140,155.68
PRI/DJI, A RECONSTRUCTION JV Total					101,030,332.43	2,270,969.69
AMERICOLD LOGISTICS LLC	22XX-TRANSPORT OF THINGS	1603DR	LOUISIANA	KATRINA	6,000,000.00	6,000,000.00
		1604DR	MISSISSIPPI	KATRINA	25,168,506.58	25,000,000.00
	25XX-OTHER SERVICES	1603DR	LOUISIANA	KATRINA	15,760,000.00	9,711,678.50
		1604DR	MISSISSIPPI	KATRINA	50,000,000.00	49,965,288.41
AMERICOLD LOGISTICS LLC Total					96,928,506.58	90,676,966.91
HOUSING & URBAN DEVELOPMENT	2501-MISSIONS-FOS	1603DR	LOUISIANA	KATRINA	3,695,000.00	872,237.57
		1604DR	MISSISSIPPI	KATRINA	150,000.00	55,451.00
		1605DR	ALABAMA	KATRINA		
		1606DR	TEXAS	RITA	120,000.00	
		3216EM	TEXAS	KATRINA	100,000.00	
	2508-MISSIONS-DFA	1603DR	LOUISIANA	KATRINA	79,000,000.00	34,184,914.00
HOUSING & URBAN DEVELOPMENT Total					83,065,000.00	35,112,602.57
CHAMPION HOME BUILDERS CO	MANUFACTURED HOUSING	1603DR	LOUISIANA	KATRINA	80,759,579.79	70,400,027.50
CHAMPION HOME BUILDERS CO Total					80,759,579.79	70,400,027.50
US BANK	21XX-TRAVEL OF PEOPLE	1603DR	LOUISIANA	KATRINA	40,950.00	18,647.49
		1604DR	MISSISSIPPI	KATRINA	43,898.90	3,226.41
		1605DR	ALABAMA	KATRINA	17,561.05	3,561.05
		1606DR	TEXAS	RITA	400,000.00	
		1607DR	LOUISIANA	RITA	30,000.00	20,000.00
		1609DR	FLORIDA	WILMA	53,500.00	2,563.06
		3215EM	ARKANSAS	KATRINA	1,000.00	206.40
	22XX-TRANSPORT OF THINGS	1602DR	FLORIDA	KATRINA	5,000.00	140.00
		1603DR	LOUISIANA	KATRINA	40,560.43	100.00
		1604DR	MISSISSIPPI	KATRINA	6,100.00	696.00
		1605DR	ALABAMA	KATRINA	1,050.02	1,050.02
		1606DR	TEXAS	RITA	25,000.00	1,781.84
		1609DR	FLORIDA	WILMA		
		3215EM	ARKANSAS	KATRINA	8,600.00	2,420.00
		3216EM	TEXAS	KATRINA	10,000.00	1,950.60
	23XX-RENT, COMM, UTILITIES	1602DR	FLORIDA	KATRINA	1,600.00	1,510.00
		1603DR	LOUISIANA	KATRINA	1,522,690.00	335,415.68
		1604DR	MISSISSIPPI	KATRINA	321,046.79	147,236.46
		1605DR	ALABAMA	KATRINA	29,000.00	21,505.00
		1606DR	TEXAS	RITA	76,513.22	18,954.74
		1607DR	LOUISIANA	RITA	506,400.00	12,522.00
		1609DR	FLORIDA	WILMA	46,720.00	17,011.62

VENDOR ALPHA	PROGRAM NAME	PROG CODE	STATE NAME	EVENT NAME	OBLIGATIONS	EXPENDITURES
		3215EM	ARKANSAS	KATRINA	7,391.50	2,791.50
		3216EM	TEXAS	KATRINA	8,787.50	4,546.11
		3219EM	OKLAHOMA	KATRINA		
		3229EM	NEW MEXICO	KATRINA		
		3261EM	TEXAS	RITA	50,000.00	4,733.42
	24XX-PRINT & REPRO	1602DR	FLORIDA	KATRINA	10,500.00	
		1603DR	LOUISIANA	KATRINA	486,724.38	30,754.13
		1604DR	MISSISSIPPI	KATRINA	865,525.05	341,252.24
		1605DR	ALABAMA	KATRINA	179,892.00	104,117.27
		1606DR	TEXAS	RITA	299,555.00	153,657.05
		1607DR	LOUISIANA	RITA	239,000.00	70,837.57
		1609DR	FLORIDA	WILMA	88,321.80	47,463.95
		3215EM	ARKANSAS	KATRINA	2,779.05	2,234.46
		3216EM	TEXAS	KATRINA	31,554.44	23,596.04
		3219EM	OKLAHOMA	KATRINA	755.65	755.65
		3229EM	NEW MEXICO	KATRINA	36.64	36.64
		3261EM	TEXAS	RITA	20,000.00	20,000.00
	25XX-OTHER SERVICES	1602DR	FLORIDA	KATRINA	10,000.00	4,304.18
		1603DR	LOUISIANA	KATRINA	3,575,665.88	1,478,389.91
		1604DR	MISSISSIPPI	KATRINA	1,293,262.14	736,823.95
		1605DR	ALABAMA	KATRINA	169,801.93	50,885.93
		1606DR	TEXAS	RITA	290,606.87	112,062.99
		1607DR	LOUISIANA	RITA	872,162.58	31,979.24
		1609DR	FLORIDA	WILMA	155,657.46	42,493.26
		3215EM	ARKANSAS	KATRINA	2,870.00	1,125.00
		3216EM	TEXAS	KATRINA	15,425.96	11,537.29
		3219EM	OKLAHOMA	KATRINA		
		3229EM	NEW MEXICO	KATRINA		
		3261EM	TEXAS	RITA	50,000.00	590.39
	26XX-SUPPLIES & MATERIALS	1602DR	FLORIDA	KATRINA	77,560.70	40,848.05
		1603DR	LOUISIANA	KATRINA	21,096,361.67	6,872,351.19
		1604DR	MISSISSIPPI	KATRINA	9,668,088.27	5,652,727.42
		1605DR	ALABAMA	KATRINA	2,976,917.88	1,926,356.61
		1606DR	TEXAS	RITA	1,897,739.57	810,292.13
		1607DR	LOUISIANA	RITA	7,079,617.44	2,815,318.10
		1609DR	FLORIDA	WILMA	871,122.85	489,106.39
		3212EM	LOUISIANA	KATRINA	2,000.00	1,284.11
		3215EM	ARKANSAS	KATRINA	79,640.53	51,201.97
		3216EM	TEXAS	KATRINA	271,829.53	197,038.79
		3219EM	OKLAHOMA	KATRINA		
		3221EM	WEST VIRGINIA	KATRINA	94.45	94.45
		3223EM	UTAH	KATRINA	4,000.00	
		3224EM	COLORADO	KATRINA	4,000.00	1,729.21
		3225EM	MICHIGAN	KATRINA	2,000.00	711.67
		3227EM	WASHINGTON	KATRINA	112.64	112.64
		3229EM	NEW MEXICO	KATRINA	115.74	15.74
		3232EM	MISSOURI	KATRINA	5,000.00	4,328.05
3261EM		TEXAS	RITA	135,500.00	22,851.20	
31XX-EQUIPMENT		1602DR	FLORIDA	KATRINA	89,500.00	26,622.00
		1603DR	LOUISIANA	KATRINA	8,022,049.01	2,776,679.47
	1604DR	MISSISSIPPI	KATRINA	6,058,392.38	4,307,891.96	
	1605DR	ALABAMA	KATRINA	907,174.89	554,920.98	
	1606DR	TEXAS	RITA	458,508.30	117,772.54	
	1607DR	LOUISIANA	RITA	1,781,743.79	53,347.55	
	1609DR	FLORIDA	WILMA	226,563.04	38,554.60	
	3215EM	ARKANSAS	KATRINA	17,279.02	9,741.91	
	3216EM	TEXAS	KATRINA	113,301.90	90,591.92	
	3219EM	OKLAHOMA	KATRINA			



VENDOR ALPHA	PROGRAM NAME	PROG CODE	STATE NAME	EVENT NAME	OBLIGATIONS	EXPENDITURES	
	MANUFACTURED HOUSING	3229EM	NEW MEXICO	KATRINA			
		3261EM	TEXAS	RITA	90,000.00	38,375.82	
		1603DR	LOUISIANA	KATRINA	50,000.00	37,369.51	
		1604DR	MISSISSIPPI	KATRINA	216,500.00	16,681.90	
		1607DR	LOUISIANA	RITA			
US BANK Total					74,116,179.84	30,842,384.42	
CUSTOMS AND BORDER PROTECTION	2501-MISSIONS-FOS	1602DR	FLORIDA	KATRINA	11,447,424.00	6,226,283.63	
		1603DR	LOUISIANA	KATRINA	28,410,525.00		
		1604DR	MISSISSIPPI	KATRINA	8,517,200.00	266,152.45	
		3216EM	TEXAS	KATRINA	500,000.00		
		3261EM	TEXAS	RITA	12,000,000.00		
	2508-MISSIONS-DFA	1604DR	MISSISSIPPI	KATRINA			
	26XX-SUPPLIES & MATERIALS	1602DR	FLORIDA	KATRINA	6,783.00		
		1603DR	LOUISIANA	KATRINA	41,749.00		
		1604DR	MISSISSIPPI	KATRINA	363,693.00	302,730.00	
		1605DR	ALABAMA	KATRINA	21,313.00		
		1606DR	TEXAS	RITA	64,702.00		
CUSTOMS AND BORDER PROTECTION Total					61,373,389.00	6,795,166.08	
CITIBANK	21XX-TRAVEL OF PEOPLE	1603DR	LOUISIANA	KATRINA	23,219,786.20	22,273,865.59	
		1604DR	MISSISSIPPI	KATRINA	19,754,480.17	19,298,938.95	
		1605DR	ALABAMA	KATRINA	5,853,106.08	5,823,612.33	
		1606DR	TEXAS	RITA	5,485,320.04	5,481,770.04	
		1607DR	LOUISIANA	RITA	1,001,842.04	1,001,842.04	
		1609DR	FLORIDA	WILMA	1,002,790.15	532,654.81	
		3215EM	ARKANSAS	KATRINA	1,711.85	1,711.85	
		3216EM	TEXAS	KATRINA	15,561.27	15,561.27	
		3221EM	WEST VIRGINIA	KATRINA	1,331.70	1,331.70	
		3223EM	UTAH	KATRINA	1,090.85	435.70	
		3234EM	SOUTH DAKOTA	KATRINA	677.25		
		3247EM	NORTH DAKOTA	KATRINA	911.85	911.85	
		3248EM	CALIFORNIA	KATRINA	700.00	335.68	
		3253EM	MONTANA	KATRINA	3,160.92	1,440.92	
		25XX-OTHER SERVICES	1603DR	LOUISIANA	KATRINA		
			1605DR	ALABAMA	KATRINA		
			1606DR	TEXAS	RITA		
		26XX-SUPPLIES & MATERIALS	1609DR	FLORIDA	WILMA	50,000.00	
	1603DR		LOUISIANA	KATRINA	412,000.00	342,301.17	
	1604DR		MISSISSIPPI	KATRINA	91,000.00	29,893.34	
	1605DR		ALABAMA	KATRINA	13,000.00	134.44	
	1606DR		TEXAS	RITA	112,500.00	85,424.88	
	CITIBANK Total					57,020,970.37	54,892,166.56
U S DEPARTMENT OF JUSTICE	2501-MISSIONS-FOS	1603DR	LOUISIANA	KATRINA	2,764,600.00		
		1604DR	MISSISSIPPI	KATRINA	2,655,000.00		
		1609DR	FLORIDA	WILMA	45,000.00		
	2507-MISSIONS-TA	1603DR	LOUISIANA	KATRINA	150,000.00		
	2508-MISSIONS-DFA	1603DR	LOUISIANA	KATRINA	45,313,000.00	3,219,744.16	
		1604DR	MISSISSIPPI	KATRINA	4,867,000.00	81,247.05	
U S DEPARTMENT OF JUSTICE Total					55,794,600.00	3,300,991.21	
Grand Total					30,310,391,748.40	17,350,431,282.80	

**FINANCIAL INFORMATION TOOL
FOR HURRICANE KATRINA, RITA, & WILMA DECLARATIONS ONLY
CHRONOLOGICAL LISTING BY DECLARATION OF OBLIGATION TRANSACTIONS GREATER THAN OR EQUAL TO \$50 MILLION (GROSS OF ANY SUBSEQUENT DE-OBLIGATIONS)
AS OF 07-05-2006**

PROG CODE	STATE NAME	TRANS DATE	OBLIGATION NUMBER	VENDOR ALPHA	PROGRAM CATEGORY	OBLIGATIONS	QTY
1603DR	LOUISIANA	8/30/2005	1603DRLAMCOE-MVD 11	US ARMY CORPS OF ENGINEERS	2508-MISSIONS-DIRECT FED ASST (DFA)	50,000,000.00	1
		8/31/2005	1603DRLAMHHS 02	DEPARTMENT OF HEALTH AND HUMAN SERVICE	2501-MISSIONS-FED OPER SUP (FOS)	63,000,000.00	1
		9/3/2005	1603DRLAMCOE-MVD 05	US ARMY CORPS OF ENGINEERS	2508-MISSIONS-DIRECT FED ASST (DFA)	75,000,000.00	1
		9/4/2005	1603DRLAMCOE-MVD 07	US ARMY CORPS OF ENGINEERS	2508-MISSIONS-DIRECT FED ASST (DFA)	1,500,000,000.00	1
		9/5/2005	1603DRLAMDOD 23	DEPARTMENT OF DEFENSE	2501-MISSIONS-FED OPER SUP (FOS)	750,000,000.00	1
		9/6/2005	1603DRLAMDOD 29	DEPARTMENT OF DEFENSE	2501-MISSIONS-FED OPER SUP (FOS)	75,000,000.00	1
			1603DRLAMDOD 30	DEPARTMENT OF DEFENSE	2501-MISSIONS-FED OPER SUP (FOS)	490,000,000.00	1
			1603DRLAMDOD 31	DEPARTMENT OF DEFENSE	2501-MISSIONS-FED OPER SUP (FOS)	150,000,000.00	1
		9/8/2005	1603DRLAMEPA 03	ENVIRONMENTAL PROTECTION AGENCY	2508-MISSIONS-DIRECT FED ASST (DFA)	75,000,000.00	1
			1603DRLATTHP 01	LA OFFICE OF HOMELAND SECURITY &	4141-RENTAL 408(a)	510,000,000.00	1
			1603DRLAMDOD 40	DEPARTMENT OF DEFENSE	2501-MISSIONS-FED OPER SUP (FOS)	65,000,000.00	1
		9/9/2005	1603DRLAP00000001	LA OFFICE OF HOMELAND SECURITY &	416X-PUBLIC ASSISTANCE (PA)	218,823,700.76	1
			1603DRLATTHP 01	LA OFFICE OF HOMELAND SECURITY &	4141-RENTAL 408(a)	600,000,000.00	1
		9/10/2005	1603DRLAMCOE-MVD 21	US ARMY CORPS OF ENGINEERS	2501-MISSIONS-FED OPER SUP (FOS)	200,000,000.00	1
			1603DRLAMUSCG 07	US COAST GUARD	2501-MISSIONS-FED OPER SUP (FOS)	150,000,000.00	2
		9/13/2005	HSFEHQ-05-D-4125	PRECISION HOMES	3199-MH-PURCHASE UNITS-CAPITALIZED	125,000,000.00	1
			1603DRLAP00000001	LA OFFICE OF HOMELAND SECURITY &	416X-PUBLIC ASSISTANCE (PA)	51,293,678.90	1
			HSFEHQ-05-C-4000	GULF STREAM COACH, INC.	3190-MH-PURCHASE UNITS-NON-CAPITALIZED	99,996,000.00	1
		9/15/2005	1603DRLAMUSFS 15	USDA FOREST SERVICE	2501-MISSIONS-FED OPER SUP (FOS)	130,000,000.00	1
			1603DRLAP00000001	LA OFFICE OF HOMELAND SECURITY &	416X-PUBLIC ASSISTANCE (PA)	453,209,070.72	1
		9/16/2005	HSFE06-05-F-6232	CLEARBROOK LLC	3190-MH-PURCHASE UNITS-NON-CAPITALIZED	50,000,000.00	1
		9/17/2005	1603DRLATTHP 01	LA OFFICE OF HOMELAND SECURITY &	4141-RENTAL 408(a)	400,000,000.00	1
		9/21/2005	1603DRLAMDOD 06	DEPARTMENT OF TRANSPORTATION	2508-MISSIONS-DIRECT FED ASST (DFA)	150,000,000.00	1
		9/24/2005	1603DRLAMCOE-MVD 05	US ARMY CORPS OF ENGINEERS	2508-MISSIONS-DIRECT FED ASST (DFA)	100,000,000.00	1
		9/25/2005	1603DRLATTHP 01	LA OFFICE OF HOMELAND SECURITY &	4141-RENTAL 408(a)	1,370,400,000.00	1
		9/26/2005	HSFE04-05-F-7039	DEPARTMENT OF DEFENSE	2660-FOOD & BEVERAGES	62,930,000.00	1
		9/27/2005	HSFEHQ-05-D-4334	MORGAN BUILDINGS & SPAS, INC.	3199-MH-PURCHASE UNITS-CAPITALIZED	83,958,000.00	1
		9/28/2005	HSFEHQ-05-D-4332	CHAMPION HOME BUILDERS CO	3199-MH-PURCHASE UNITS-CAPITALIZED	59,800,000.00	1
		9/29/2005	1603DRLAMDHUD 04	HOUSING & URBAN DEVELOPMENT	2508-MISSIONS-DIRECT FED ASST (DFA)	79,000,000.00	1
		10/2/2005	1603DRLATTHP 01	LA OFFICE OF HOMELAND SECURITY &	4141-RENTAL 408(a)	350,000,000.00	1
		10/3/2005	1603DRLAMEPA 03	ENVIRONMENTAL PROTECTION AGENCY	2508-MISSIONS-DIRECT FED ASST (DFA)	88,000,000.00	1
		10/8/2005	1603DRLATTHP 19	LA OFFICE OF HOMELAND SECURITY &	4149-OTHER NEEDS ASSISTANCE (ONA) AWARDS	100,000,000.00	1
		10/20/2005	1603DRLAMUSCG 09	US COAST GUARD	2508-MISSIONS-DIRECT FED ASST (DFA)	75,000,000.00	1
		10/21/2005	1603DRLAMCOE-MVD 23	US ARMY CORPS OF ENGINEERS	2508-MISSIONS-DIRECT FED ASST (DFA)	200,000,000.00	1
		10/22/2005	HSFEHQ-06-C-0024	AMERICAN RED CROSS	2580-OTHER SERVICE CONTRACTS	110,000,000.00	1
		10/31/2005	1603DRLAP00000001	LA OFFICE OF HOMELAND SECURITY &	416X-PUBLIC ASSISTANCE (PA)	88,802,983.46	1
			HSFEHQ-05-D-0471	FLUOR DANIEL INC	2591-CONTRACT SERVICES-MH	62,160,091.00	1
		11/1/2005	HSFEHQ-06-F-0047	CORPORATE LODGING CONSULTANTS, INC.	2580-OTHER SERVICE CONTRACTS	105,602,464.00	1
		11/5/2005	1603DRLATTHP 01	LA OFFICE OF HOMELAND SECURITY &	4141-RENTAL 408(a)	148,000,000.00	1
			1603DRLATTHP 17	LA OFFICE OF HOMELAND SECURITY &	4147-REPLACEMENT	386,000,000.00	1
			1603DRLATTHP 19	LA OFFICE OF HOMELAND SECURITY &	4149-OTHER NEEDS ASSISTANCE (ONA) AWARDS	361,000,000.00	1
		11/18/2005	1603DRLAMDOL 00	US DEPARTMENT OF LABOR	2503-DISASTER UNEMPLOYMENT (DUA)	55,000,000.00	1
		11/23/2005	1603DRLATTHP 19	LA OFFICE OF HOMELAND SECURITY &	4149-OTHER NEEDS ASSISTANCE (ONA) AWARDS	100,000,000.00	1
		12/5/2005	1603DRLATTHP 19	LA OFFICE OF HOMELAND SECURITY &	4149-OTHER NEEDS ASSISTANCE (ONA) AWARDS	50,000,000.00	1
		12/12/2005	1603DRLAMCOE-MVD 23	US ARMY CORPS OF ENGINEERS	2508-MISSIONS-DIRECT FED ASST (DFA)	199,932,487.70	1
			1603DRLAMUSCG 09	US COAST GUARD	2508-MISSIONS-DIRECT FED ASST (DFA)	75,000,000.00	1
		12/20/2005	HSFE06-06-X-2014	ENVIRONMENTAL PROTECTION AGENCY	2589-INTERAGENCY AGREEMENTS	255,665,898.00	1
		12/23/2005	1603DRLATTHP 19	LA OFFICE OF HOMELAND SECURITY &	4149-OTHER NEEDS ASSISTANCE (ONA) AWARDS	50,000,000.00	1
		12/29/2005	1603DRLATTHP 19	LA OFFICE OF HOMELAND SECURITY &	4149-OTHER NEEDS ASSISTANCE (ONA) AWARDS	75,000,000.00	1
		12/30/2005	1603DRLATTHP 19	LA OFFICE OF HOMELAND SECURITY &	4149-OTHER NEEDS ASSISTANCE (ONA) AWARDS	90,000,000.00	1
		1/6/2006	1603DRLATTHP 01	LA OFFICE OF HOMELAND SECURITY &	4141-RENTAL 408(a)	50,000,000.00	1
		1/7/2006	EMR-2006-GB-0000	GBL'S	2213-MH-TRANSPORTATION-DISASTER	70,000,000.00	1
		1/14/2006	1603DRLATTHP 19	LA OFFICE OF HOMELAND SECURITY &	4149-OTHER NEEDS ASSISTANCE (ONA) AWARDS	100,000,000.00	1
		1/19/2006	1603DRLATTHP 01	LA OFFICE OF HOMELAND SECURITY &	4141-RENTAL 408(a)	60,000,000.00	1
		1/30/2006	1603DRLATTHP 01	LA OFFICE OF HOMELAND SECURITY &	4141-RENTAL 408(a)	50,000,000.00	1
		2/7/2006	HSFEHQ-06-F-0047	CORPORATE LODGING CONSULTANTS, INC.	2580-OTHER SERVICE CONTRACTS	52,800,000.00	1
		2/16/2006	HSFEHQ-05-D-0592	CH2M HILL CONSTRUCTORS, INC.	2591-CONTRACT SERVICES-MH	75,178,562.50	1

PROG CODE	STATE NAME	TRANS DATE	OBLIGATION NUMBER	VENDOR ALPHA	PROGRAM CATEGORY	OBLIGATIONS	QTY
		3/1/2006	HSFEHQ-05-D-0471	FLUOR DANIEL INC	2591-CONTRACT SERVICES-MH	158,488,970.76	1
		3/3/2006	HSFEHQ-05-D-0471	FLUOR DANIEL INC	2591-CONTRACT SERVICES-MH	170,814,779.00	1
		3/15/2006	1603DRLAP00000001	LA OFFICE OF HOMELAND SECURITY &	416X-PUBLIC ASSISTANCE (PA)	55,750,323.10	1
		3/16/2006	1603DRLAMDOL 00	US DEPARTMENT OF LABOR	2503-DISASTER UNEMPLOYMENT (DUA)	91,411,844.00	1
			HSFEHQ-05-D-0573	SHAW ENVIRONMENTAL & INFRASTRUCTURE	2591-CONTRACT SERVICES-MH	139,278,621.00	1
		3/20/2006	1603DRLAP00000001	LA OFFICE OF HOMELAND SECURITY &	416X-PUBLIC ASSISTANCE (PA)	170,571,862.38	2
		3/21/2006	1603DRLAP00000001	LA OFFICE OF HOMELAND SECURITY &	416X-PUBLIC ASSISTANCE (PA)	138,213,467.86	1
		3/23/2006	1603DRLAP00000001	LA OFFICE OF HOMELAND SECURITY &	416X-PUBLIC ASSISTANCE (PA)	76,350,249.12	1
		3/28/2006	1603DRLAP00000001	LA OFFICE OF HOMELAND SECURITY &	416X-PUBLIC ASSISTANCE (PA)	67,986,749.72	1
		3/31/2006	HSFEHQ-05-D-0471	FLUOR DANIEL INC	2591-CONTRACT SERVICES-MH	192,710,167.00	1
		4/26/2006	1603DRLAP00000001	LA OFFICE OF HOMELAND SECURITY &	416X-PUBLIC ASSISTANCE (PA)	66,843,926.55	1
		5/17/2006	HSFEHQ-05-D-0471	FLUOR DANIEL INC	2591-CONTRACT SERVICES-MH	69,900,000.00	1
		5/26/2006	1603DRLAP00000001	LA OFFICE OF HOMELAND SECURITY &	416X-PUBLIC ASSISTANCE (PA)	50,308,768.63	1
			HSFEHQ-05-D-0573	SHAW ENVIRONMENTAL & INFRASTRUCTURE	2591-CONTRACT SERVICES-MH	88,403,625.00	1
		5/30/2006	HSFEHQ-05-C-4040A	NORTH AMERICAN CATASTROPHE SVCS INC	3190-MH-PURCHASE UNITS-NON-CAPITALIZED	50,478,060.06	1
			HSFEHQ-05-C-4041A	GULF STREAM COACH, INC.	3199-MH-PURCHASE UNITS-CAPITALIZED	246,563,713.00	1
		6/8/2006	1603DRLAP00000001	LA OFFICE OF HOMELAND SECURITY &	416X-PUBLIC ASSISTANCE (PA)	204,521,265.91	1
		6/14/2006	1603DRLAP00000001	LA OFFICE OF HOMELAND SECURITY &	416X-PUBLIC ASSISTANCE (PA)	57,570,547.57	1
		6/23/2006	1603DRLAP00000001	LA OFFICE OF HOMELAND SECURITY &	416X-PUBLIC ASSISTANCE (PA)	129,560,715.02	1
		6/29/2006	HSFEHQ-05-D-0471	FLUOR DANIEL INC	2591-CONTRACT SERVICES-MH	195,631,846.00	1
		7/1/2006	1603DRLAMCOE-MVD 07	US ARMY CORPS OF ENGINEERS	2508-MISSIONS-DIRECT FED ASST (DFA)	69,000,000.00	1
1604DR	MISSISSIPPI	9/2/2005	1604DRMSMDOD 17	DEPARTMENT OF DEFENSE	2501-MISSIONS-FED OPER SUP (FOS)	220,000,000.00	2
		9/3/2005	1604DRMSMCOE-MVD 16	US ARMY CORPS OF ENGINEERS	2508-MISSIONS-DIRECT FED ASST (DFA)	80,000,000.00	1
			1604DRMSMDOD 19	DEPARTMENT OF DEFENSE	2501-MISSIONS-FED OPER SUP (FOS)	1,000,000,000.00	1
		9/4/2005	1604DRMSMCOE-MVD 11	US ARMY CORPS OF ENGINEERS	2501-MISSIONS-FED OPER SUP (FOS)	80,000,000.00	1
			1604DRMSMGSA 16	GENERAL SERVICES ADMINISTRATION	2501-MISSIONS-FED OPER SUP (FOS)	50,000,000.00	1
		9/5/2005	1604DRMSMCOE-MVD 09	US ARMY CORPS OF ENGINEERS	2508-MISSIONS-DIRECT FED ASST (DFA)	320,000,000.00	1
			1604DRMSMCOE-MVD 10	US ARMY CORPS OF ENGINEERS	2508-MISSIONS-DIRECT FED ASST (DFA)	71,000,000.00	1
			1604DRMSMCOE-MVD 11	US ARMY CORPS OF ENGINEERS	2501-MISSIONS-FED OPER SUP (FOS)	100,000,000.00	1
			1604DRMSMDOT 05	DEPARTMENT OF TRANSPORTATION	2501-MISSIONS-FED OPER SUP (FOS)	90,000,000.00	1
		9/6/2005	1604DRMSTTHP 01	MISSISSIPPI, STATE OF	4141-RENTAL 408(a)	100,000,000.00	1
		9/7/2005	1604DRMSMCOE-MVD 12	US ARMY CORPS OF ENGINEERS	2501-MISSIONS-FED OPER SUP (FOS)	180,000,000.00	1
		9/10/2005	1604DRMSMDOD 19	DEPARTMENT OF DEFENSE	2501-MISSIONS-FED OPER SUP (FOS)	500,000,000.00	1
			1604DRMSMDOD 27	DEPARTMENT OF DEFENSE	2508-MISSIONS-DIRECT FED ASST (DFA)	50,000,000.00	1
			1604DRMSTTHP 01	MISSISSIPPI, STATE OF	4141-RENTAL 408(a)	96,000,000.00	1
		9/11/2005	1604DRMSTTHP 01	MISSISSIPPI, STATE OF	4141-RENTAL 408(a)	100,000,000.00	1
		9/12/2005	1604DRMSTTHP 01	MISSISSIPPI, STATE OF	4141-RENTAL 408(a)	300,000,000.00	1
		9/17/2005	1604DRMSMCOE-MVD 25	US ARMY CORPS OF ENGINEERS	2508-MISSIONS-DIRECT FED ASST (DFA)	50,000,000.00	1
			HSFE04-05-P-7069	AMERICOLD LOGISTICS LLC	2580-OTHER SERVICE CONTRACTS	50,000,000.00	1
		9/18/2005	HSFE04-05-F-7058	DEPARTMENT OF DEFENSE	2660-FOOD & BEVERAGES	69,630,470.00	1
		9/23/2005	1604DRMSP00000001	MISSISSIPPI, STATE OF	416X-PUBLIC ASSISTANCE (PA)	105,160,104.73	1
		9/27/2005	1604DRMSTTHP 01	MISSISSIPPI, STATE OF	4141-RENTAL 408(a)	365,018,400.00	1
		10/8/2005	1604DRMSTTHP 01	MISSISSIPPI, STATE OF	4141-RENTAL 408(a)	150,000,000.00	1
		10/9/2005	1604DRMSMCOE-MVD 10	US ARMY CORPS OF ENGINEERS	2508-MISSIONS-DIRECT FED ASST (DFA)	56,000,000.00	1
		10/10/2005	1604DRMSTTHP 19	MISSISSIPPI, STATE OF	4149-OTHER NEEDS ASSISTANCE (ONA) AWARDS	50,000,000.00	1
		10/16/2005	1604DRMSMCOE-MVD 09	US ARMY CORPS OF ENGINEERS	2508-MISSIONS-DIRECT FED ASST (DFA)	300,000,000.00	1
		10/22/2005	HSFEHQ-05-D-0572	BECHTEL NATIONAL, INC.	2591-CONTRACT SERVICES-MH	135,191,336.50	1
			HSFEHQ-06-C-0024	AMERICAN RED CROSS	2580-OTHER SERVICE CONTRACTS	52,500,000.00	1
		11/1/2005	HSFEHQ-06-F-0047	CORPORATE LODGING CONSULTANTS, INC.	2580-OTHER SERVICE CONTRACTS	50,401,176.00	1
		11/22/2005	1604DRMSTTHP 19	MISSISSIPPI, STATE OF	4149-OTHER NEEDS ASSISTANCE (ONA) AWARDS	50,000,000.00	1
		12/15/2005	HSFEHQ-05-D-0572	BECHTEL NATIONAL, INC.	2591-CONTRACT SERVICES-MH	67,535,156.00	1
		12/19/2005	HSFEHQ-05-C-4155	CMH MANUFACTURING, INC.	3199-MH-PURCHASE UNITS-CAPITALIZED	60,935,395.00	1
		12/23/2005	HSFEHQ-05-D-0572	BECHTEL NATIONAL, INC.	2591-CONTRACT SERVICES-MH	78,801,663.50	1
		1/27/2006	1604DRMSMCOE-MVD 09	US ARMY CORPS OF ENGINEERS	2508-MISSIONS-DIRECT FED ASST (DFA)	100,000,000.00	1
		3/18/2006	1604DRMSMCOE-MVD 09	US ARMY CORPS OF ENGINEERS	2508-MISSIONS-DIRECT FED ASST (DFA)	200,000,000.00	1
		4/6/2006	1604DRMSMUSCG 12	US COAST GUARD	2508-MISSIONS-DIRECT FED ASST (DFA)	200,000,000.00	1
		4/10/2006	1604DRMSP00000001	MISSISSIPPI, STATE OF	416X-PUBLIC ASSISTANCE (PA)	58,530,355.47	1
		5/25/2006	1604DRMSMCOE-MVD 09	US ARMY CORPS OF ENGINEERS	2508-MISSIONS-DIRECT FED ASST (DFA)	50,000,000.00	1
		5/31/2006	HSFEHQ-05-C-4000A	GULF STREAM COACH, INC.	3199-MH-PURCHASE UNITS-CAPITALIZED	218,000,000.00	1
			HSFEHQ-05-C-4039A	MORGAN BUILDINGS & SPAS, INC.	3199-MH-PURCHASE UNITS-CAPITALIZED	218,000,000.00	1
1605DR	ALABAMA	9/10/2005	HSFEHQ-05-C-4039	MORGAN BUILDINGS & SPAS, INC.	3199-MH-PURCHASE UNITS-CAPITALIZED	202,512,500.00	2
			HSFEHQ-05-D-4125	PRECISION HOMES	3199-MH-PURCHASE UNITS-CAPITALIZED	98,965,000.00	1
		9/12/2005	HSFEHQ-05-C-4041	GULF STREAM COACH, INC.	3199-MH-PURCHASE UNITS-CAPITALIZED	246,875,000.00	1
		9/13/2005	HSFEHQ-05-C-4000	GULF STREAM COACH, INC.	3190-MH-PURCHASE UNITS-NON-CAPITALIZED	99,068,500.00	1
		9/16/2005	HSFEHQ-05-C-4040	NORTH AMERICAN CATASTROPHE SVCS INC	3199-MH-PURCHASE UNITS-CAPITALIZED	51,400,000.00	1

PROG CODE	STATE NAME	TRANS DATE	OBLIGATION NUMBER	VENDOR ALPHA	PROGRAM CATEGORY	OBLIGATIONS	QTY
		9/24/2005	1605DRALTTTHP 01	AL EMERGENCY MANAGEMENT AGENCY	4141-RENTAL 408(a)	83,709,000.00	1
		9/29/2005	1605DRALMCOE-SAD 09	US ARMY CORPS OF ENGINEERS	2508-MISSIONS-DIRECT FED ASST (DFA)	90,000,000.00	1
		9/30/2005	HSFEHQ-05-C-4128	BOURGET'S OF THE SOUTH, LLC	3190-MH-PURCHASE UNITS-NON-CAPITALIZED	88,500,000.00	1
1606DR	TEXAS	9/28/2005	1606DRTXMUSFS 02	USDA FOREST SERVICE	2501-MISSIONS-FED OPER SUP (FOS)	124,000,000.00	1
			1606DRTXTTHP 01	TX DEPARTMENT OF PUBLIC SAFETY	4141-RENTAL 408(a)	60,320,000.00	1
		9/29/2005	1606DRTXTTHP 01	TX DEPARTMENT OF PUBLIC SAFETY	4141-RENTAL 408(a)	105,000,000.00	1
			1606DRTXTTHP 19	TX DEPARTMENT OF PUBLIC SAFETY	4149-OTHER NEEDS ASSISTANCE (ONA) AWARDS	100,000,000.00	1
		9/30/2005	1606DRTXTTHP 01	TX DEPARTMENT OF PUBLIC SAFETY	4141-RENTAL 408(a)	150,000,899.00	1
		10/3/2005	1606DRTXTTHP 01	TX DEPARTMENT OF PUBLIC SAFETY	4141-RENTAL 408(a)	447,000,000.00	1
			1606DRTXTTHP 04	TX DEPARTMENT OF PUBLIC SAFETY	4143-REPAIRS	100,000,000.00	1
			1606DRTXTTHP 19	TX DEPARTMENT OF PUBLIC SAFETY	4149-OTHER NEEDS ASSISTANCE (ONA) AWARDS	200,000,000.00	1
		10/7/2005	1606DRTXIOTH	TX DEPARTMENT OF PUBLIC SAFETY	4154-OTHER NEEDS ASSISTANCE (ONA) GRANTS	200,000,000.00	1
		11/4/2005	1606DRTXMCOE-SWD 09	US ARMY CORPS OF ENGINEERS	2508-MISSIONS-DIRECT FED ASST (DFA)	65,000,000.00	1
1607DR	LOUISIANA	9/28/2005	1607DRLATTHP 01	LA OFFICE OF HOMELAND SECURITY &	4141-RENTAL 408(a)	75,000,000.00	1
		9/30/2005	1607DRLATTHP 01	LA OFFICE OF HOMELAND SECURITY &	4141-RENTAL 408(a)	250,000,000.00	1
		10/7/2005	1607DRLAMCOE-MVD 07	US ARMY CORPS OF ENGINEERS	2508-MISSIONS-DIRECT FED ASST (DFA)	138,000,000.00	1
			1607DRLAMCOE-MVD 09	US ARMY CORPS OF ENGINEERS	2508-MISSIONS-DIRECT FED ASST (DFA)	80,000,000.00	1
		12/16/2005	1607DRLAMCOE-MVD 09	US ARMY CORPS OF ENGINEERS	2508-MISSIONS-DIRECT FED ASST (DFA)	113,000,000.00	1
		12/20/2005	HSFE06-06-X-2014	ENVIRONMENTAL PROTECTION AGENCY	2580-OTHER SERVICE CONTRACTS	100,686,039.00	1
1609DR	FLORIDA	10/26/2005	HSFE04-06-F-7706	DEPARTMENT OF DEFENSE	2660-FOOD & BEVERAGES	60,000,000.00	1
		10/27/2005	1609DRFLTTHP 01	FLORIDA BUREAU OF DISASTER	4141-RENTAL 408(a)	60,000,000.00	1
		11/2/2005	1609DRFLTTHP 19	FLORIDA BUREAU OF DISASTER	4149-OTHER NEEDS ASSISTANCE (ONA) AWARDS	100,000,000.00	1
		11/3/2005	1609DRFLMCOE-SAD 13	US ARMY CORPS OF ENGINEERS	2508-MISSIONS-DIRECT FED ASST (DFA)	75,000,000.00	1
		11/4/2005	1609DRFLMCOE-SAD 12	US ARMY CORPS OF ENGINEERS	2508-MISSIONS-DIRECT FED ASST (DFA)	50,000,000.00	1
		11/30/2005	1609DRFLTTHP 19	FLORIDA BUREAU OF DISASTER	4149-OTHER NEEDS ASSISTANCE (ONA) AWARDS	50,000,000.00	1
		12/1/2005	1609DRFLP00000001	FLORIDA BUREAU OF DISASTER	416X-PUBLIC ASSISTANCE (PA)	52,039,385.68	1
		12/8/2005	1609DRFLP00000001	FLORIDA BUREAU OF DISASTER	416X-PUBLIC ASSISTANCE (PA)	187,265,936.45	1
		1/24/2006	1609DRFLP00000001	FLORIDA BUREAU OF DISASTER	416X-PUBLIC ASSISTANCE (PA)	65,491,147.19	1
3216EM	TEXAS	11/11/2005	3216EMTXP00000001	TX DEPARTMENT OF PUBLIC SAFETY	416X-PUBLIC ASSISTANCE (PA)	113,611,873.65	1

FINANCIAL INFORMATION TOOL
FOR HURRICANE KATRINA, RITA, & WILMA DECLARATIONS ONLY
FEMA CREDIT CARDS ONLY *

AS OF 07-05-2006

VENDOR ALPHA	PROGRAM NAME	OBLIGATIONS	EXPENDITURES
BANK ONE DBA JPMORGAN CHASE BANK	21XX-TRAVEL OF PEOPLE		
	25XX-OTHER SERVICES	370,713.01	356,256.72
	26XX-SUPPLIES & MATERIALS	6,787,608.28	2,677,831.11
BANK ONE DBA JPMORGAN CHASE BANK Total		7,158,321.29	3,034,087.83
CITIBANK	21XX-TRAVEL OF PEOPLE	56,342,470.37	54,434,412.73
	25XX-OTHER SERVICES	50,000.00	
	26XX-SUPPLIES & MATERIALS	628,500.00	457,753.83
CITIBANK Total		57,020,970.37	54,892,166.56
US BANK	21XX-TRAVEL OF PEOPLE	586,909.95	48,204.41
	22XX-TRANSPORT OF THINGS	96,310.45	8,138.46
	23XX-RENT, COMM, UTILITIES	2,570,149.01	566,226.53
	24XX-PRINT & REPRO	2,224,644.01	794,705.00
	25XX-OTHER SERVICES	6,435,452.82	2,470,192.14
	26XX-SUPPLIES & MATERIALS	44,171,701.27	18,886,367.72
	31XX-EQUIPMENT	17,764,512.33	8,014,498.75
	MANUFACTURED HOUSING	266,500.00	54,051.41
US BANK Total		74,116,179.84	30,842,384.42
Grand Total		138,295,471.50	88,768,638.81

NAME OF CARD	PURPOSE/USES
BANK ONE DBA JPMORGAN CHASE BANK	Fleetcard for fuel, oil, etc for government vehicles
CITIBANK	Centrally billed travel
US BANK	FEMA Purchase card

* Does not include Individually Billed Travel (IBT) Credit Cards that are issued to FEMA Travelers

FINANCIAL INFORMATION TOOL
FOR HURRICANE KATRINA, RITA, & WILMA DECLARATIONS ONLY
FEMA CREDIT CARDS ONLY *
AS OF 07-05-2006

PROG CODE	STATE NAME	EVENT NAME	VENDOR ALPHA	PROGRAM NAME	OBLIGATIONS	EXPENDITURES	
1602DR	FLORIDA	KATRINA	US BANK	22XX-TRANSPORT OF THINGS	5,000.00	140.00	
				23XX-RENT, COMM, UTILITIES	1,600.00	1,510.00	
				24XX-PRINT & REPRO	10,500.00		
				25XX-OTHER SERVICES	10,000.00	4,304.18	
				26XX-SUPPLIES & MATERIALS	77,560.70	40,848.05	
				31XX-EQUIPMENT	89,500.00	26,622.00	
				1602DR Total			
1603DR	LOUISIANA	KATRINA	BANK ONE DBA JPMORGAN CHASE BANK	26XX-SUPPLIES & MATERIALS	3,754,770.80	909,746.86	
				CITIBANK	21XX-TRAVEL OF PEOPLE	23,219,786.20	22,273,865.59
			US BANK	25XX-OTHER SERVICES			
				26XX-SUPPLIES & MATERIALS	412,000.00	342,301.17	
				21XX-TRAVEL OF PEOPLE	40,950.00	18,647.49	
				22XX-TRANSPORT OF THINGS	40,560.43	100.00	
				23XX-RENT, COMM, UTILITIES	1,522,690.00	335,415.68	
				24XX-PRINT & REPRO	486,724.38	30,754.13	
				25XX-OTHER SERVICES	3,575,665.88	1,478,389.91	
				26XX-SUPPLIES & MATERIALS	21,096,361.67	6,872,351.19	
				31XX-EQUIPMENT	8,022,049.01	2,776,679.47	
				MANUFACTURED HOUSING	50,000.00	37,369.51	
				1603DR Total			
1604DR	MISSISSIPPI	KATRINA	BANK ONE DBA JPMORGAN CHASE BANK	25XX-OTHER SERVICES	283,500.00	272,000.00	
				26XX-SUPPLIES & MATERIALS	748,296.67	390,017.93	
			CITIBANK	21XX-TRAVEL OF PEOPLE	19,754,480.17	19,298,938.95	
				26XX-SUPPLIES & MATERIALS	91,000.00	29,893.34	
			US BANK	21XX-TRAVEL OF PEOPLE	43,898.90	3,226.41	
				22XX-TRANSPORT OF THINGS	6,100.00	696.00	
				23XX-RENT, COMM, UTILITIES	321,046.79	147,236.46	
				24XX-PRINT & REPRO	865,525.05	341,252.24	
				25XX-OTHER SERVICES	1,293,262.14	736,823.95	
				26XX-SUPPLIES & MATERIALS	9,668,088.27	5,652,727.42	
				31XX-EQUIPMENT	6,058,392.38	4,307,891.96	
				MANUFACTURED HOUSING	216,500.00	16,681.90	
				1604DR Total			
1605DR	ALABAMA	KATRINA	BANK ONE DBA JPMORGAN CHASE BANK	25XX-OTHER SERVICES	87,003.01	84,047.76	
				26XX-SUPPLIES & MATERIALS	867,000.00	826,196.48	
			CITIBANK	21XX-TRAVEL OF PEOPLE	5,853,106.08	5,823,612.33	
				25XX-OTHER SERVICES			
			US BANK	26XX-SUPPLIES & MATERIALS	13,000.00	134.44	
				21XX-TRAVEL OF PEOPLE	17,561.05	3,561.05	
				22XX-TRANSPORT OF THINGS	1,050.02	1,050.02	
				23XX-RENT, COMM, UTILITIES	29,000.00	21,505.00	
				24XX-PRINT & REPRO	179,892.00	104,117.27	
				25XX-OTHER SERVICES	169,801.93	50,885.93	
				26XX-SUPPLIES & MATERIALS	2,976,917.88	1,926,356.61	
				31XX-EQUIPMENT	907,174.89	554,920.98	
				1605DR Total			
1606DR	TEXAS	RITA	BANK ONE DBA JPMORGAN CHASE BANK	21XX-TRAVEL OF PEOPLE			
				26XX-SUPPLIES & MATERIALS	615,000.00	150,618.02	
			CITIBANK	21XX-TRAVEL OF PEOPLE	5,485,320.04	5,481,770.04	
				25XX-OTHER SERVICES			
			US BANK	26XX-SUPPLIES & MATERIALS	112,500.00	85,424.88	
				21XX-TRAVEL OF PEOPLE	400,000.00		
				22XX-TRANSPORT OF THINGS	25,000.00	1,781.84	
				23XX-RENT, COMM, UTILITIES	76,513.22	18,954.74	

PROG CODE	STATE NAME	EVENT NAME	VENDOR ALPHA	PROGRAM NAME	OBLIGATIONS	EXPENDITURES
				24XX-PRINT & REPRO	299,555.00	153,657.05
				25XX-OTHER SERVICES	290,606.87	112,062.99
				26XX-SUPPLIES & MATERIALS	1,897,739.57	810,292.13
				31XX-EQUIPMENT	458,508.30	117,772.54
1606DR Total					9,660,743.00	6,932,334.23
1607DR	LOUISIANA	RITA	BANK ONE DBA JPMORGAN CHASE BANK	26XX-SUPPLIES & MATERIALS	310,524.00	200,518.44
			CITIBANK	21XX-TRAVEL OF PEOPLE	1,001,842.04	1,001,842.04
			US BANK	21XX-TRAVEL OF PEOPLE	30,000.00	20,000.00
				23XX-RENT, COMM, UTILITIES	506,400.00	12,522.00
				24XX-PRINT & REPRO	239,000.00	70,837.57
				25XX-OTHER SERVICES	872,162.58	31,979.24
				26XX-SUPPLIES & MATERIALS	7,079,617.44	2,815,318.10
				31XX-EQUIPMENT	1,781,743.79	53,347.55
				MANUFACTURED HOUSING		
1607DR Total					11,821,289.85	4,206,364.94
1609DR	FLORIDA	WILMA	BANK ONE DBA JPMORGAN CHASE BANK	21XX-TRAVEL OF PEOPLE		
				25XX-OTHER SERVICES	210.00	208.96
				26XX-SUPPLIES & MATERIALS	490,516.81	199,233.38
			CITIBANK	21XX-TRAVEL OF PEOPLE	1,002,790.15	532,654.81
				25XX-OTHER SERVICES	50,000.00	
			US BANK	21XX-TRAVEL OF PEOPLE	53,500.00	2,563.06
				22XX-TRANSPORT OF THINGS		
				23XX-RENT, COMM, UTILITIES	46,720.00	17,011.62
				24XX-PRINT & REPRO	88,321.80	47,463.95
				25XX-OTHER SERVICES	155,657.46	42,493.26
				26XX-SUPPLIES & MATERIALS	871,122.85	489,106.39
				31XX-EQUIPMENT	226,563.04	38,554.60
1609DR Total					2,985,402.11	1,369,290.03
3212EM	LOUISIANA	KATRINA	US BANK	26XX-SUPPLIES & MATERIALS	2,000.00	1,284.11
3212EM Total					2,000.00	1,284.11
3215EM	ARKANSAS	KATRINA	CITIBANK	21XX-TRAVEL OF PEOPLE	1,711.85	1,711.85
			US BANK	21XX-TRAVEL OF PEOPLE	1,000.00	206.40
				22XX-TRANSPORT OF THINGS	8,600.00	2,420.00
				23XX-RENT, COMM, UTILITIES	7,391.50	2,791.50
				24XX-PRINT & REPRO	2,779.05	2,234.46
				25XX-OTHER SERVICES	2,870.00	1,125.00
				26XX-SUPPLIES & MATERIALS	79,640.53	51,201.97
				31XX-EQUIPMENT	17,279.02	9,741.91
3215EM Total					121,271.95	71,433.09
3216EM	TEXAS	KATRINA	BANK ONE DBA JPMORGAN CHASE BANK	26XX-SUPPLIES & MATERIALS		
			CITIBANK	21XX-TRAVEL OF PEOPLE	15,561.27	15,561.27
			US BANK	22XX-TRANSPORT OF THINGS	10,000.00	1,950.60
				23XX-RENT, COMM, UTILITIES	8,787.50	4,546.11
				24XX-PRINT & REPRO	31,554.44	23,596.04
				25XX-OTHER SERVICES	15,425.96	11,537.29
				26XX-SUPPLIES & MATERIALS	271,829.53	197,038.79
				31XX-EQUIPMENT	113,301.90	90,591.92
3216EM Total					466,460.60	344,822.02
3219EM	OKLAHOMA	KATRINA	US BANK	23XX-RENT, COMM, UTILITIES		
				24XX-PRINT & REPRO	755.65	755.65
				25XX-OTHER SERVICES		
				26XX-SUPPLIES & MATERIALS		
				31XX-EQUIPMENT		
3219EM Total					755.65	755.65
3221EM	WEST VIRGINIA	KATRINA	CITIBANK	21XX-TRAVEL OF PEOPLE	1,331.70	1,331.70
			US BANK	26XX-SUPPLIES & MATERIALS	94.45	94.45
3221EM Total					1,426.15	1,426.15
3223EM	UTAH	KATRINA	CITIBANK	21XX-TRAVEL OF PEOPLE	1,090.85	435.70
			US BANK	26XX-SUPPLIES & MATERIALS	4,000.00	
3223EM Total					5,090.85	435.70
3224EM	COLORADO	KATRINA	US BANK	26XX-SUPPLIES & MATERIALS	4,000.00	1,729.21

PROG CODE	STATE NAME	EVENT NAME	VENDOR ALPHA	PROGRAM NAME	OBLIGATIONS	EXPENDITURES
3224EM Total					4,000.00	1,729.21
3225EM	MICHIGAN	KATRINA	US BANK	26XX-SUPPLIES & MATERIALS	2,000.00	711.67
3225EM Total					2,000.00	711.67
3227EM	WASHINGTON	KATRINA	US BANK	26XX-SUPPLIES & MATERIALS	112.64	112.64
3227EM Total					112.64	112.64
3229EM	NEW MEXICO	KATRINA	US BANK	23XX-RENT, COMM, UTILITIES		
				24XX-PRINT & REPRO	36.64	36.64
				25XX-OTHER SERVICES		
				26XX-SUPPLIES & MATERIALS	115.74	15.74
				31XX-EQUIPMENT		
3229EM Total					152.38	52.38
3232EM	MISSOURI	KATRINA	US BANK	26XX-SUPPLIES & MATERIALS	5,000.00	4,328.05
3232EM Total					5,000.00	4,328.05
3234EM	SOUTH DAKOTA	KATRINA	CITIBANK	21XX-TRAVEL OF PEOPLE	677.25	
3234EM Total					677.25	
3247EM	NORTH DAKOTA	KATRINA	CITIBANK	21XX-TRAVEL OF PEOPLE	911.85	911.85
3247EM Total					911.85	911.85
3248EM	CALIFORNIA	KATRINA	CITIBANK	21XX-TRAVEL OF PEOPLE	700.00	335.68
3248EM Total					700.00	335.68
3253EM	MONTANA	KATRINA	CITIBANK	21XX-TRAVEL OF PEOPLE	3,160.92	1,440.92
3253EM Total					3,160.92	1,440.92
3261EM	TEXAS	RITA	BANK ONE DBA JPMORGAN CHASE BANK	26XX-SUPPLIES & MATERIALS	1,500.00	1,500.00
			US BANK	23XX-RENT, COMM, UTILITIES	50,000.00	4,733.42
				24XX-PRINT & REPRO	20,000.00	20,000.00
				25XX-OTHER SERVICES	50,000.00	590.39
				26XX-SUPPLIES & MATERIALS	135,500.00	22,851.20
				31XX-EQUIPMENT	90,000.00	38,375.82
3261EM Total					347,000.00	88,050.83
Grand Total					138,295,471.50	88,768,638.81

NAME OF CARD	PURPOSE/USES
BANK ONE DBA JPMORGAN CHASE BANK	Fleetcard for fuel, oil, etc for government vehicles
CITIBANK	Centrally billed travel
US BANK	FEMA Purchase card

* Does not include Individually Billed Travel (IBT) Credit Cards that are issued to FEMA Travelers

Agencies Reporting Credit Card Costs and Purchases

July 5, 2006

DHS AGENCIES	DATE REPORT RECEIVED	OBLIGATIONS	EXPENDITURES
BTS			
CBP			
FLETC	10/31/2005	180,246.86	156,339.74
IAIP			
ICE	7/4/2006	958,125.29	825,375.09
NCS			
OCFO	10/25/2005	7.88	7.88
OSLGCP			
S&T	1/10/2006	100,000.00	0.00
TSA	11/1/2005	0.00	458,317.69
USCG			
USCIS	11/8/2005	0.00	0.00
USSS	11/22/2005	0.00	0.00
TOTAL		\$ 1,238,380.03	\$ 1,440,040.40

Zeros indicate the agency reported that it had no obligations and/or expenditures as of the date indicated. Blanks indicate the agency did not submit a report.

**Other Federal Agencies Reporting Credit Card
Costs And Purchases
July 5, 2006**

OTHER FEDERAL AGENCIES	DATE REPORT RECEIVED	OBLIGATIONS	EXPENDITURES
AID	6/30/2006	743.00	743.00
ARC			
CDC			
CNCS			
COE	7/4/2006	2,853,536.84	4,630,067.33
DHUD	6/27/2006	109,778.00	86,747.00
DOC			
DOD			
DOE			
DOED			
DOI	6/27/2006	9,268,928.68	1,224,526.03
DOL	5/8/2006	395,123.52	368,034.75
DOS	12/7/2005	0.00	0.00
DOT			
EEOC	1/17/2006	0.00	14,394.00
EPA	1/16/2006		999,845.66
FAA			
FCC			
FCSIC			
FMSHRC	11/1/2005	0.00	0.00
GSA	6/27/2006	332,862.67	331,352.97
HHS			
MSPB			
NARA	11/8/2005	5,024.36	481.65
NASA			
NCPC			
NCUA			

OTHER FEDERAL AGENCIES	DATE REPORT RECEIVED	OBLIGATIONS	EXPENDITURES
NGA			
NLRB	12/20/2005	0.00	13,863.60
NOAA			
NRC	1/6/2006	0.00	0.00
NSF	11/4/2005	0.00	0.00
OPM			
OSHA	6/30/2006	80,417.17	80,417.17
RRB	11/7/2005	0.00	0.00
SBA	1/4/2006	0.00	0.00
SEC			
SSA			
TREAS			
TVA	11/10/2005		0.00
USDA	5/12/2006	470,124.04	25,306,979.96
USDJ	6/30/2006	0.00	1,131,714.65
USPC			
USPHS	11/14/2005	0.00	0.00
USPS			
VA	2/1/2006	802,971.76	802,971.76
TOTAL		\$14,319,510.04	\$34,992,139.53

Only Other Federal Agencies reporting data or zeros are included in this report. Zeros indicate the agency reported that it had no obligations and/or expenditures as of the date indicated. Blanks indicate the agency did not submit a report.

FINANCIAL INFORMATION TOOL
FOR HURRICANE KATRINA, RITA, & WILMA DECLARATIONS ONLY

AS OF 07-05-2006

PROGRAM AREA	ALLOCATIONS	OBLIGATIONS	EXPENDITURES
1-HUMAN SERVICES	16,075,013,037	14,099,776,263	12,379,959,367
2-INFRASTRUCTURE	7,325,583,338	7,210,705,745	3,750,395,417
3-MITIGATION	83,389,212	69,802,097	9,880,100
4-OPERATIONS	6,012,127,294	5,901,485,760	578,176,992
5-ADMINISTRATION	7,410,937,338	6,900,705,112	3,414,367,317
Grand Total	36,907,050,220	34,182,474,977	20,132,779,193

FINANCIAL INFORMATION TOOL
FOR HURRICANE KATRINA, RITA, & WILMA DECLARATIONS ONLY

AS OF 07-05-2006

PROGRAM AREA	PROGRAM NAME	ALLOCATIONS	OBLIGATIONS	EXPENDITURES
1-HUMAN SERVICES	2503-UNEMPLOYMENT	452,397,112	437,498,945	437,498,945
	2504-CRISIS COUNSELING-NIMH	75,325,199	25,842,532	25,842,532
	2576-LEGAL SERVICES	236,675	149,167	132,267
	2592-INSPECTIONS	318,240,866	281,659,354	199,530,317
	4149-OTHER NEEDS ASSISTANCE	2,096,845,825	2,072,845,325	2,026,915,920
	414X-HOUSING ASSISTANCE	5,151,734,785	5,145,816,761	5,102,428,645
	4152-CRISIS COUNSELING-SCC	44,057,383	42,547,547	22,956,882
	4154-OTHER NEEDS ASSISTANCE	71,880,000	71,880,000	69,145,119
	MANUFACTURED HOUSING	7,864,295,192	6,021,536,633	4,495,508,740
1-HUMAN SERVICES Total		16,075,013,037	14,099,776,263	12,379,959,367
2-INFRASTRUCTURE	2594-INSPECTIONS	419,027,229	392,032,602	285,068,903
	416X-PUBLIC ASSISTANCE	6,906,556,109	6,818,673,143	3,465,326,515
2-INFRASTRUCTURE Total		7,325,583,338	7,210,705,745	3,750,395,417
3-MITIGATION	2593-INSPECTIONS	46,047,170	32,460,055	9,545,852
	4173-HAZARD MITIGATION	37,342,042	37,342,042	334,248
3-MITIGATION Total		83,389,212	69,802,097	9,880,100
4-OPERATIONS	2507-MISSIONS-TA	28,755,756	27,524,256	2,642,231
	2508-MISSIONS-DFA	5,983,371,538	5,873,961,504	575,534,760
4-OPERATIONS Total		6,012,127,294	5,901,485,760	578,176,992
5-ADMINISTRATION	11XX-SALARIES & BENEFITS	434,814,101	450,273,276	450,273,276
	21XX-TRAVEL	264,245,014	253,539,780	234,461,143
	22XX-TRANSPORTION	63,410,111	55,824,869	39,536,084
	23XX-RENT, COMM, UTILITIES	308,872,952	275,440,828	201,732,311
	24XX-PRINT & REPRO	7,182,868	5,898,567	2,287,258
	2501-MISSIONS-FOS	2,751,765,318	2,752,479,810	593,895,704
	25XX-OTHER SERVICES	2,542,376,360	2,167,802,866	1,250,657,573
	26XX-SUPPLIES & MATERIALS	691,464,526	632,704,297	430,460,797
	31XX-EQUIPMENT	228,992,700	193,887,057	168,711,591
	32XX-LAND & STRUCTURES	14,001,691	9,414,275	6,836,505
	4101-URBAN SEARCH & RESCUE	103,811,696	103,439,490	35,515,075
5-ADMINISTRATION Total		7,410,937,338	6,900,705,112	3,414,367,317
Grand Total		36,907,050,220	34,182,474,977	20,132,779,193

FINANCIAL INFORMATION TOOL
FOR HURRICANE KATRINA, RITA, & WILMA DECLARATIONS ONLY

AS OF 07-05-2006

PROG CODE	STATE NAME	EVENT NAME	DECLARED	ALLOCATIONS	OBLIGATIONS	EXPENDITURES
1602DR	FLORIDA	KATRINA	8/28/2005	192,972,238	188,377,769	127,463,849
1603DR	LOUISIANA	KATRINA	8/29/2005	19,072,938,425	17,640,041,338	10,782,874,891
1604DR	MISSISSIPPI	KATRINA	8/29/2005	9,553,248,707	8,728,928,514	4,605,560,949
1605DR	ALABAMA	KATRINA	8/29/2005	1,155,137,936	1,094,051,186	814,698,672
1606DR	TEXAS	RITA	9/24/2005	2,059,617,183	1,913,531,196	1,215,254,075
1607DR	LOUISIANA	RITA	9/24/2005	1,819,560,325	1,679,525,027	907,028,706
1609DR	FLORIDA	WILMA	10/24/2005	2,123,337,772	2,043,380,921	1,071,376,937
3212EM	LOUISIANA	KATRINA	8/27/2005	8,508,058	8,508,058	763,194
3213EM	MISSISSIPPI	KATRINA	8/28/2005	2,622,585	2,622,585	94,689
3214EM	ALABAMA	KATRINA	8/28/2005	84,454	84,454	52,976
3215EM	ARKANSAS	KATRINA	9/2/2005	54,210,855	54,225,359	48,256,541
3216EM	TEXAS	KATRINA	9/2/2005	567,213,351	558,272,842	441,001,085
3217EM	TENNESSEE	KATRINA	9/5/2005	29,088,363	27,685,333	25,918,405
3218EM	GEORGIA	KATRINA	9/5/2005	20,952,767	16,474,006	9,400,317
3219EM	OKLAHOMA	KATRINA	9/5/2005	14,427,223	12,648,715	11,883,114
3220EM	FLORIDA	KATRINA	9/5/2005	9,202,272	7,848,091	2,213,551
3221EM	WEST VIRGINIA	KATRINA	9/5/2005	744,811	711,735	412,172
3222EM	NORTH CAROLINA	KATRINA	9/5/2005	2,002,261	1,977,901	1,714,760
3223EM	UTAH	KATRINA	9/5/2005	1,414,818	1,396,112	1,379,954
3224EM	COLORADO	KATRINA	9/5/2005	14,245,710	14,176,820	14,072,911
3225EM	MICHIGAN	KATRINA	9/7/2005	2,523,594	2,130,471	1,138,382
3226EM	DISTRICT OF COLUMBIA	KATRINA	9/7/2005	1,939,371	1,890,551	54,053
3227EM	WASHINGTON	KATRINA	9/7/2005	3,425,079	3,352,932	331,609
3228EM	OREGON	KATRINA	9/7/2005	2,092,300	2,085,339	422,196
3229EM	NEW MEXICO	KATRINA	9/7/2005	2,246,335	912,718	199,489
3230EM	ILLINOIS	KATRINA	9/7/2005	2,668,696	1,638,539	1,251,681
3231EM	KENTUCKY	KATRINA	9/10/2005	4,309,961	4,269,366	1,670,893
3232EM	MISSOURI	KATRINA	9/10/2005	2,675,895	2,599,584	653,955
3233EM	SOUTH CAROLINA	KATRINA	9/10/2005	3,657,004	3,549,938	3,508,102
3234EM	SOUTH DAKOTA	KATRINA	9/10/2005	294,422	273,805	221,684
3235EM	PENNSYLVANIA	KATRINA	9/10/2005	3,044,425	2,899,341	2,037,331
3236EM	KANSAS	KATRINA	9/10/2005	163,387	163,255	154,120
3237EM	ALABAMA	KATRINA	9/10/2005	4,000,000	3,932,201	2,313,662
3238EM	INDIANA	KATRINA	9/10/2005	4,150,856	3,864,018	38,546
3239EM	IOWA	KATRINA	9/10/2005	237,895	228,257	219,630

PROG CODE	STATE NAME	EVENT NAME	DECLARED	ALLOCATIONS	OBLIGATIONS	EXPENDITURES
3240EM	VIRGINIA	KATRINA	9/12/2005	724,010	702,903	537,627
3241EM	ARIZONA	KATRINA	9/12/2005	7,538,168	7,511,211	5,133,978
3242EM	MINNESOTA	KATRINA	9/13/2005	15,024,450	3,850,126	981,368
3243EM	NEVADA	KATRINA	9/13/2005	1,317,219	993,371	768,364
3244EM	IDAHO	KATRINA	9/13/2005	619,837	594,243	142,529
3245EM	NEBRASKA	KATRINA	9/13/2005	211,402	211,402	75,147
3246EM	CONNECTICUT	KATRINA	9/13/2005	1,043,301	716,207	23,940
3247EM	NORTH DAKOTA	KATRINA	9/13/2005	65,732	55,470	30,127
3248EM	CALIFORNIA	KATRINA	9/13/2005	903,320	672,142	621,567
3249EM	WISCONSIN	KATRINA	9/13/2005	3,525,965	2,971,325	864,484
3250EM	OHIO	KATRINA	9/13/2005	2,543,530	2,491,579	1,437,698
3251EM	MARYLAND	KATRINA	9/13/2005	1,743,876	1,646,541	1,116,935
3252EM	MASSACHUSETTS	KATRINA	9/13/2005	5,764,496	5,684,334	5,600,387
3253EM	MONTANA	KATRINA	9/13/2005	442,856	432,158	149,356
3255EM	RHODE ISLAND	KATRINA	9/19/2005	1,524,708	1,153,615	943,324
3256EM	MAINE	KATRINA	9/19/2005	106,000	57,276	47,575
3257EM	NEW JERSEY	KATRINA	9/19/2005	201,343	184,387	174,838
3258EM	NEW HAMPSHIRE	KATRINA	9/19/2005	106,000	15,887	9,979
3259EM	FLORIDA	RITA	9/20/2005	10,390,801	10,212,657	5,216,589
3260EM	LOUISIANA	RITA	9/21/2005	275,000	275,000	
3261EM	TEXAS	RITA	9/21/2005	111,869,341	111,730,387	11,897,903
3262EM	NEW YORK	KATRINA	9/30/2005	1,998,688	1,953,751	1,290,241
3263EM	DELAWARE	KATRINA	9/30/2005	150,841	100,729	78,150
Grand Total				36,907,050,220	34,182,474,977	20,132,779,193

FINANCIAL INFORMATION TOOL
FOR HURRICANE KATRINA, RITA, & WILMA DECLARATIONS ONLY

AS OF 07-05-2006

EVENT NAME	STATE NAME	PROG CODE	DECLARED	ALLOCATIONS	OBLIGATIONS	EXPENDITURES
KATRINA	ALABAMA	1605DR	8/29/2005	1,155,137,936	1,094,051,186	814,698,672
		3214EM	8/28/2005	84,454	84,454	52,976
		3237EM	9/10/2005	4,000,000	3,932,201	2,313,662
	ARIZONA	3241EM	9/12/2005	7,538,168	7,511,211	5,133,978
	ARKANSAS	3215EM	9/2/2005	54,210,855	54,225,359	48,256,541
	CALIFORNIA	3248EM	9/13/2005	903,320	672,142	621,567
	COLORADO	3224EM	9/5/2005	14,245,710	14,176,820	14,072,911
	CONNECTICUT	3246EM	9/13/2005	1,043,301	716,207	23,940
	DELAWARE	3263EM	9/30/2005	150,841	100,729	78,150
	DISTRICT OF COLUMBIA	3226EM	9/7/2005	1,939,371	1,890,551	54,053
	FLORIDA	1602DR	8/28/2005	192,972,238	188,377,769	127,463,849
		3220EM	9/5/2005	9,202,272	7,848,091	2,213,551
	GEORGIA	3218EM	9/5/2005	20,952,767	16,474,006	9,400,317
	IDAHO	3244EM	9/13/2005	619,837	594,243	142,529
	ILLINOIS	3230EM	9/7/2005	2,668,696	1,638,539	1,251,681
	INDIANA	3238EM	9/10/2005	4,150,856	3,864,018	38,546
	IOWA	3239EM	9/10/2005	237,895	228,257	219,630
	KANSAS	3236EM	9/10/2005	163,387	163,255	154,120
	KENTUCKY	3231EM	9/10/2005	4,309,961	4,269,366	1,670,893
	LOUISIANA	1603DR	8/29/2005	19,072,938,425	17,640,041,338	10,782,874,891
		3212EM	8/27/2005	8,508,058	8,508,058	763,194
	MAINE	3256EM	9/19/2005	106,000	57,276	47,575
	MARYLAND	3251EM	9/13/2005	1,743,876	1,646,541	1,116,935
	MASSACHUSETTS	3252EM	9/13/2005	5,764,496	5,684,334	5,600,387
	MICHIGAN	3225EM	9/7/2005	2,523,594	2,130,471	1,138,382
	MINNESOTA	3242EM	9/13/2005	15,024,450	3,850,126	981,368
	MISSISSIPPI	1604DR	8/29/2005	9,553,248,707	8,728,928,514	4,605,560,949
		3213EM	8/28/2005	2,622,585	2,622,585	94,689
	MISSOURI	3232EM	9/10/2005	2,675,895	2,599,584	653,955
	MONTANA	3253EM	9/13/2005	442,856	432,158	149,356
	NEBRASKA	3245EM	9/13/2005	211,402	211,402	75,147
	NEVADA	3243EM	9/13/2005	1,317,219	993,371	768,364
	NEW HAMPSHIRE	3258EM	9/19/2005	106,000	15,887	9,979
	NEW JERSEY	3257EM	9/19/2005	201,343	184,387	174,838
	NEW MEXICO	3229EM	9/7/2005	2,246,335	912,718	199,489
	NEW YORK	3262EM	9/30/2005	1,998,688	1,953,751	1,290,241
	NORTH CAROLINA	3222EM	9/5/2005	2,002,261	1,977,901	1,714,760
	NORTH DAKOTA	3247EM	9/13/2005	65,732	55,470	30,127
	OHIO	3250EM	9/13/2005	2,543,530	2,491,579	1,437,698
	OKLAHOMA	3219EM	9/5/2005	14,427,223	12,648,715	11,883,114
	OREGON	3228EM	9/7/2005	2,092,300	2,085,339	422,196
	PENNSYLVANIA	3235EM	9/10/2005	3,044,425	2,899,341	2,037,331

EVENT NAME	STATE NAME	PROG CODE	DECLARED	ALLOCATIONS	OBLIGATIONS	EXPENDITURES
	RHODE ISLAND	3255EM	9/19/2005	1,524,708	1,153,615	943,324
	SOUTH CAROLINA	3233EM	9/10/2005	3,657,004	3,549,938	3,508,102
	SOUTH DAKOTA	3234EM	9/10/2005	294,422	273,805	221,684
	TENNESSEE	3217EM	9/5/2005	29,088,363	27,685,333	25,918,405
	TEXAS	3216EM	9/2/2005	567,213,351	558,272,842	441,001,085
	UTAH	3223EM	9/5/2005	1,414,818	1,396,112	1,379,954
	VIRGINIA	3240EM	9/12/2005	724,010	702,903	537,627
	WASHINGTON	3227EM	9/7/2005	3,425,079	3,352,932	331,609
	WEST VIRGINIA	3221EM	9/5/2005	744,811	711,735	412,172
	WISCONSIN	3249EM	9/13/2005	3,525,965	2,971,325	864,484
KATRINA Total				30,781,999,798	28,423,819,789	16,922,004,983
RITA	FLORIDA	3259EM	9/20/2005	10,390,801	10,212,657	5,216,589
	LOUISIANA	1607DR	9/24/2005	1,819,560,325	1,679,525,027	907,028,706
		3260EM	9/21/2005	275,000	275,000	
	TEXAS	1606DR	9/24/2005	2,059,617,183	1,913,531,196	1,215,254,075
		3261EM	9/21/2005	111,869,341	111,730,387	11,897,903
RITA Total				4,001,712,650	3,715,274,267	2,139,397,273
WILMA	FLORIDA	1609DR	10/24/2005	2,123,337,772	2,043,380,921	1,071,376,937
WILMA Total				2,123,337,772	2,043,380,921	1,071,376,937
Grand Total				36,907,050,220	34,182,474,977	20,132,779,193

FINANCIAL INFORMATION TOOL
FOR HURRICANE KATRINA, RITA, & WILMA DECLARATIONS ONLY

AS OF 07-05-2006

STATE NAME	EVENT NAME	PROG CODE	DECLARED	ALLOCATIONS	OBLIGATIONS	EXPENDITURES
ALABAMA	KATRINA	1605DR	8/29/2005	1,155,137,936	1,094,051,186	814,698,672
		3214EM	8/28/2005	84,454	84,454	52,976
		3237EM	9/10/2005	4,000,000	3,932,201	2,313,662
ALABAMA Total				1,159,222,390	1,098,067,841	817,065,310
ARIZONA	KATRINA	3241EM	9/12/2005	7,538,168	7,511,211	5,133,978
ARIZONA Total				7,538,168	7,511,211	5,133,978
ARKANSAS	KATRINA	3215EM	9/2/2005	54,210,855	54,225,359	48,256,541
ARKANSAS Total				54,210,855	54,225,359	48,256,541
CALIFORNIA	KATRINA	3248EM	9/13/2005	903,320	672,142	621,567
CALIFORNIA Total				903,320	672,142	621,567
COLORADO	KATRINA	3224EM	9/5/2005	14,245,710	14,176,820	14,072,911
COLORADO Total				14,245,710	14,176,820	14,072,911
CONNECTICUT	KATRINA	3246EM	9/13/2005	1,043,301	716,207	23,940
CONNECTICUT Total				1,043,301	716,207	23,940
DELAWARE	KATRINA	3263EM	9/30/2005	150,841	100,729	78,150
DELAWARE Total				150,841	100,729	78,150
DISTRICT OF COLUMBIA	KATRINA	3226EM	9/7/2005	1,939,371	1,890,551	54,053
DISTRICT OF COLUMBIA Total				1,939,371	1,890,551	54,053
FLORIDA	KATRINA	1602DR	8/28/2005	192,972,238	188,377,769	127,463,849
		3220EM	9/5/2005	9,202,272	7,848,091	2,213,551
	RITA	3259EM	9/20/2005	10,390,801	10,212,657	5,216,589
	WILMA	1609DR	10/24/2005	2,123,337,772	2,043,380,921	1,071,376,937
FLORIDA Total				2,335,903,082	2,249,819,439	1,206,270,927
GEORGIA	KATRINA	3218EM	9/5/2005	20,952,767	16,474,006	9,400,317
GEORGIA Total				20,952,767	16,474,006	9,400,317
IDAHO	KATRINA	3244EM	9/13/2005	619,837	594,243	142,529
IDAHO Total				619,837	594,243	142,529
ILLINOIS	KATRINA	3230EM	9/7/2005	2,668,696	1,638,539	1,251,681
ILLINOIS Total				2,668,696	1,638,539	1,251,681
INDIANA	KATRINA	3238EM	9/10/2005	4,150,856	3,864,018	38,546
INDIANA Total				4,150,856	3,864,018	38,546
IOWA	KATRINA	3239EM	9/10/2005	237,895	228,257	219,630
IOWA Total				237,895	228,257	219,630
KANSAS	KATRINA	3236EM	9/10/2005	163,387	163,255	154,120
KANSAS Total				163,387	163,255	154,120
KENTUCKY	KATRINA	3231EM	9/10/2005	4,309,961	4,269,366	1,670,893
KENTUCKY Total				4,309,961	4,269,366	1,670,893
LOUISIANA	KATRINA	1603DR	8/29/2005	19,072,938,425	17,640,041,338	10,782,874,891
		3212EM	8/27/2005	8,508,058	8,508,058	763,194
	RITA	1607DR	9/24/2005	1,819,560,325	1,679,525,027	907,028,706
	3260EM	9/21/2005	275,000	275,000		

STATE NAME	EVENT NAME	PROG CODE	DECLARED	ALLOCATIONS	OBLIGATIONS	EXPENDITURES
LOUISIANA Total				20,901,281,809	19,328,349,423	11,690,666,791
MAINE	KATRINA	3256EM	9/19/2005	106,000	57,276	47,575
MAINE Total				106,000	57,276	47,575
MARYLAND	KATRINA	3251EM	9/13/2005	1,743,876	1,646,541	1,116,935
MARYLAND Total				1,743,876	1,646,541	1,116,935
MASSACHUSETTS	KATRINA	3252EM	9/13/2005	5,764,496	5,684,334	5,600,387
MASSACHUSETTS Total				5,764,496	5,684,334	5,600,387
MICHIGAN	KATRINA	3225EM	9/7/2005	2,523,594	2,130,471	1,138,382
MICHIGAN Total				2,523,594	2,130,471	1,138,382
MINNESOTA	KATRINA	3242EM	9/13/2005	15,024,450	3,850,126	981,368
MINNESOTA Total				15,024,450	3,850,126	981,368
MISSISSIPPI	KATRINA	1604DR	8/29/2005	9,553,248,707	8,728,928,514	4,605,560,949
		3213EM	8/28/2005	2,622,585	2,622,585	94,689
MISSISSIPPI Total				9,555,871,291	8,731,551,099	4,605,655,639
MISSOURI	KATRINA	3232EM	9/10/2005	2,675,895	2,599,584	653,955
MISSOURI Total				2,675,895	2,599,584	653,955
MONTANA	KATRINA	3253EM	9/13/2005	442,856	432,158	149,356
MONTANA Total				442,856	432,158	149,356
NEBRASKA	KATRINA	3245EM	9/13/2005	211,402	211,402	75,147
NEBRASKA Total				211,402	211,402	75,147
NEVADA	KATRINA	3243EM	9/13/2005	1,317,219	993,371	768,364
NEVADA Total				1,317,219	993,371	768,364
NEW HAMPSHIRE	KATRINA	3258EM	9/19/2005	106,000	15,887	9,979
NEW HAMPSHIRE Total				106,000	15,887	9,979
NEW JERSEY	KATRINA	3257EM	9/19/2005	201,343	184,387	174,838
NEW JERSEY Total				201,343	184,387	174,838
NEW MEXICO	KATRINA	3229EM	9/7/2005	2,246,335	912,718	199,489
NEW MEXICO Total				2,246,335	912,718	199,489
NEW YORK	KATRINA	3262EM	9/30/2005	1,998,688	1,953,751	1,290,241
NEW YORK Total				1,998,688	1,953,751	1,290,241
NORTH CAROLINA	KATRINA	3222EM	9/5/2005	2,002,261	1,977,901	1,714,760
NORTH CAROLINA Total				2,002,261	1,977,901	1,714,760
NORTH DAKOTA	KATRINA	3247EM	9/13/2005	65,732	55,470	30,127
NORTH DAKOTA Total				65,732	55,470	30,127
OHIO	KATRINA	3250EM	9/13/2005	2,543,530	2,491,579	1,437,698
OHIO Total				2,543,530	2,491,579	1,437,698
OKLAHOMA	KATRINA	3219EM	9/5/2005	14,427,223	12,648,715	11,883,114
OKLAHOMA Total				14,427,223	12,648,715	11,883,114
OREGON	KATRINA	3228EM	9/7/2005	2,092,300	2,085,339	422,196
OREGON Total				2,092,300	2,085,339	422,196
PENNSYLVANIA	KATRINA	3235EM	9/10/2005	3,044,425	2,899,341	2,037,331
PENNSYLVANIA Total				3,044,425	2,899,341	2,037,331
RHODE ISLAND	KATRINA	3255EM	9/19/2005	1,524,708	1,153,615	943,324
RHODE ISLAND Total				1,524,708	1,153,615	943,324
SOUTH CAROLINA	KATRINA	3233EM	9/10/2005	3,657,004	3,549,938	3,508,102
SOUTH CAROLINA Total				3,657,004	3,549,938	3,508,102
SOUTH DAKOTA	KATRINA	3234EM	9/10/2005	294,422	273,805	221,684

STATE NAME	EVENT NAME	PROG CODE	DECLARED	ALLOCATIONS	OBLIGATIONS	EXPENDITURES
SOUTH DAKOTA Total				294,422	273,805	221,684
TENNESSEE	KATRINA	3217EM	9/5/2005	29,088,363	27,685,333	25,918,405
TENNESSEE Total				29,088,363	27,685,333	25,918,405
TEXAS	KATRINA	3216EM	9/2/2005	567,213,351	558,272,842	441,001,085
	RITA	1606DR	9/24/2005	2,059,617,183	1,913,531,196	1,215,254,075
		3261EM	9/21/2005	111,869,341	111,730,387	11,897,903
TEXAS Total				2,738,699,875	2,583,534,425	1,668,153,062
UTAH	KATRINA	3223EM	9/5/2005	1,414,818	1,396,112	1,379,954
UTAH Total				1,414,818	1,396,112	1,379,954
VIRGINIA	KATRINA	3240EM	9/12/2005	724,010	702,903	537,627
VIRGINIA Total				724,010	702,903	537,627
WASHINGTON	KATRINA	3227EM	9/7/2005	3,425,079	3,352,932	331,609
WASHINGTON Total				3,425,079	3,352,932	331,609
WEST VIRGINIA	KATRINA	3221EM	9/5/2005	744,811	711,735	412,172
WEST VIRGINIA Total				744,811	711,735	412,172
WISCONSIN	KATRINA	3249EM	9/13/2005	3,525,965	2,971,325	864,484
WISCONSIN Total				3,525,965	2,971,325	864,484
Grand Total				36,907,050,220	34,182,474,977	20,132,779,193

FINANCIAL INFORMATION TOOL
FOR HURRICANE KATRINA, RITA, & WILMA DECLARATIONS ONLY

AS OF 07-05-2006

PROG CODE	STATE NAME	EVENT NAME	DECLARED	PROGRAM AREA	ALLOCATIONS	OBLIGATIONS	EXPENDITURES
1602DR	FLORIDA	KATRINA	8/28/2005	2-INFRASTRUCTURE	160,558,474	160,742,140	114,504,755
				4-OPERATIONS	10,000	10,000	
				5-ADMINISTRATION	32,403,764	27,625,629	12,959,095
1602DR Total					192,972,238	188,377,769	127,463,849
1603DR	LOUISIANA	KATRINA	8/29/2005	1-HUMAN SERVICES	9,973,084,125	8,859,023,828	7,680,224,317
				2-INFRASTRUCTURE	3,064,532,497	3,026,735,952	1,340,453,240
				3-MITIGATION	13,702,216	9,307,976	3,521,728
				4-OPERATIONS	3,079,185,001	3,077,184,868	278,850,730
				5-ADMINISTRATION	2,942,434,587	2,667,788,715	1,479,824,876
1603DR Total					19,072,938,425	17,640,041,338	10,782,874,891
1604DR	MISSISSIPPI	KATRINA	8/29/2005	1-HUMAN SERVICES	3,550,883,694	2,833,789,182	2,467,220,534
				2-INFRASTRUCTURE	1,582,949,727	1,548,165,270	689,411,799
				3-MITIGATION	21,232,743	17,789,046	2,411,644
				4-OPERATIONS	1,709,712,910	1,708,769,909	171,331,503
				5-ADMINISTRATION	2,688,469,633	2,620,415,107	1,275,185,470
1604DR Total					9,553,248,707	8,728,928,514	4,605,560,949
1605DR	ALABAMA	KATRINA	8/29/2005	1-HUMAN SERVICES	661,061,811	622,132,791	575,822,882
				2-INFRASTRUCTURE	100,426,362	98,622,976	70,406,839
				3-MITIGATION	9,357,861	9,214,131	833,546
				4-OPERATIONS	181,500,000	171,500,000	51,889,953
				5-ADMINISTRATION	202,791,902	192,581,289	115,745,452
1605DR Total					1,155,137,936	1,094,051,186	814,698,672
1606DR	TEXAS	RITA	9/24/2005	1-HUMAN SERVICES	844,249,938	780,952,787	712,485,700
				2-INFRASTRUCTURE	321,880,900	320,960,891	236,518,321
				3-MITIGATION	32,817,865	28,057,660	644,177
				4-OPERATIONS	238,200,000	235,501,600	14,510,485
				5-ADMINISTRATION	622,468,480	548,058,260	251,095,392
1606DR Total					2,059,617,183	1,913,531,196	1,215,254,075
1607DR	LOUISIANA	RITA	9/24/2005	1-HUMAN SERVICES	551,975,989	551,975,464	539,768,742
				2-INFRASTRUCTURE	316,564,097	315,521,583	143,256,916
				3-MITIGATION	5,278,527	4,533,487	2,126,613
				4-OPERATIONS	520,636,000	425,636,000	57,042,379
				5-ADMINISTRATION	425,105,713	381,858,493	164,834,057
1607DR Total					1,819,560,325	1,679,525,027	907,028,706
1609DR	FLORIDA	WILMA	10/24/2005	1-HUMAN SERVICES	493,757,481	451,902,212	404,437,192
				2-INFRASTRUCTURE	1,043,176,700	1,036,264,420	573,974,335
				3-MITIGATION	1,000,000	899,797	342,391
				4-OPERATIONS	234,028,384	234,028,384	3,215,158
				5-ADMINISTRATION	351,375,207	320,286,108	89,407,861
1609DR Total					2,123,337,772	2,043,380,921	1,071,376,937
3212EM	LOUISIANA	KATRINA	8/27/2005	2-INFRASTRUCTURE			
				4-OPERATIONS	1,500,000	1,500,000	2,096
				5-ADMINISTRATION	7,008,058	7,008,058	761,098
3212EM Total					8,508,058	8,508,058	763,194
3213EM	MISSISSIPPI	KATRINA	8/28/2005	2-INFRASTRUCTURE			
				4-OPERATIONS			
				5-ADMINISTRATION	2,622,585	2,622,585	94,689
3213EM Total					2,622,585	2,622,585	94,689

PROG CODE	STATE NAME	EVENT NAME	DECLARED	PROGRAM AREA	ALLOCATIONS	OBLIGATIONS	EXPENDITURES
3214EM	ALABAMA	KATRINA	8/28/2005	2-INFRASTRUCTURE 4-OPERATIONS 5-ADMINISTRATION			
					84,454	84,454	52,976
3214EM Total					84,454	84,454	52,976
3215EM	ARKANSAS	KATRINA	9/2/2005	2-INFRASTRUCTURE 4-OPERATIONS 5-ADMINISTRATION	46,325,491	46,325,886	44,582,270
					3,500,000	3,500,000	
					4,385,364	4,399,473	3,674,272
3215EM Total					54,210,855	54,225,359	48,256,541
3216EM	TEXAS	KATRINA	9/2/2005	2-INFRASTRUCTURE 4-OPERATIONS 5-ADMINISTRATION	508,450,699	502,381,820	430,469,423
					37,740,000	37,740,000	1,334,689
					21,022,652	18,151,022	9,196,973
3216EM Total					567,213,351	558,272,842	441,001,085
3217EM	TENNESSEE	KATRINA	9/5/2005	2-INFRASTRUCTURE 4-OPERATIONS 5-ADMINISTRATION	29,000,000	27,596,970	25,837,043
					5,000	5,000	
					83,363	83,363	81,363
3217EM Total					29,088,363	27,685,333	25,918,405
3218EM	GEORGIA	KATRINA	9/5/2005	2-INFRASTRUCTURE 5-ADMINISTRATION	20,900,000	16,421,239	9,399,550
					52,767	52,767	767
3218EM Total					20,952,767	16,474,006	9,400,317
3219EM	OKLAHOMA	KATRINA	9/5/2005	2-INFRASTRUCTURE 5-ADMINISTRATION	14,250,313	12,486,777	11,733,780
					176,910	161,938	149,334
3219EM Total					14,427,223	12,648,715	11,883,114
3220EM	FLORIDA	KATRINA	9/5/2005	2-INFRASTRUCTURE 5-ADMINISTRATION	9,200,000	7,845,819	2,211,278
					2,272	2,272	2,272
3220EM Total					9,202,272	7,848,091	2,213,551
3221EM	WEST VIRGINIA	KATRINA	9/5/2005	2-INFRASTRUCTURE 5-ADMINISTRATION	621,000	608,244	308,681
					123,811	103,490	103,490
3221EM Total					744,811	711,735	412,172
3222EM	NORTH CAROLINA	KATRINA	9/5/2005	2-INFRASTRUCTURE 5-ADMINISTRATION	2,000,000	1,975,640	1,714,499
					2,261	2,261	261
3222EM Total					2,002,261	1,977,901	1,714,760
3223EM	UTAH	KATRINA	9/5/2005	2-INFRASTRUCTURE 4-OPERATIONS 5-ADMINISTRATION	1,333,020	1,333,020	1,333,020
					81,798	63,092	46,935
3223EM Total					1,414,818	1,396,112	1,379,954
3224EM	COLORADO	KATRINA	9/5/2005	2-INFRASTRUCTURE 4-OPERATIONS 5-ADMINISTRATION	13,597,030	13,597,030	13,500,790
					648,680	579,790	572,121
3224EM Total					14,245,710	14,176,820	14,072,911
3225EM	MICHIGAN	KATRINA	9/7/2005	2-INFRASTRUCTURE 5-ADMINISTRATION	1,920,000	1,703,588	779,201
					603,594	426,883	359,181
3225EM Total					2,523,594	2,130,471	1,138,382
3226EM	DISTRICT OF COLUMBIA	KATRINA	9/7/2005	2-INFRASTRUCTURE 5-ADMINISTRATION	1,838,568	1,836,498	
					100,803	54,053	54,053
3226EM Total					1,939,371	1,890,551	54,053
3227EM	WASHINGTON	KATRINA	9/7/2005	2-INFRASTRUCTURE 5-ADMINISTRATION	2,998,033	2,998,031	
					427,046	354,900	331,609
3227EM Total					3,425,079	3,352,932	331,609
3228EM	OREGON	KATRINA	9/7/2005	2-INFRASTRUCTURE 5-ADMINISTRATION	2,047,247	2,047,243	390,680
					45,053	38,096	31,516
3228EM Total					2,092,300	2,085,339	422,196
3229EM	NEW MEXICO	KATRINA	9/7/2005	2-INFRASTRUCTURE 5-ADMINISTRATION	2,139,828	842,586	133,128
					106,507	70,132	66,361
3229EM Total					2,246,335	912,718	199,489

PROG CODE	STATE NAME	EVENT NAME	DECLARED	PROGRAM AREA	ALLOCATIONS	OBLIGATIONS	EXPENDITURES
3230EM	ILLINOIS	KATRINA	9/7/2005	2-INFRASTRUCTURE	2,418,578	1,420,517	1,071,671
				5-ADMINISTRATION	250,118	218,021	180,010
3230EM Total					2,668,696	1,638,539	1,251,681
3231EM	KENTUCKY	KATRINA	9/10/2005	2-INFRASTRUCTURE	4,300,000	4,259,405	1,662,933
				5-ADMINISTRATION	9,961	9,961	7,961
3231EM Total					4,309,961	4,269,366	1,670,893
3232EM	MISSOURI	KATRINA	9/10/2005	2-INFRASTRUCTURE	2,005,000	1,958,975	33,600
				5-ADMINISTRATION	670,895	640,609	620,355
3232EM Total					2,675,895	2,599,584	653,955
3233EM	SOUTH CAROLINA	KATRINA	9/10/2005	2-INFRASTRUCTURE	3,614,915	3,507,849	3,468,013
				5-ADMINISTRATION	42,089	42,089	40,089
3233EM Total					3,657,004	3,549,938	3,508,102
3234EM	SOUTH DAKOTA	KATRINA	9/10/2005	2-INFRASTRUCTURE	261,722	261,676	211,332
				5-ADMINISTRATION	32,700	12,130	10,352
3234EM Total					294,422	273,805	221,684
3235EM	PENNSYLVANIA	KATRINA	9/10/2005	2-INFRASTRUCTURE	2,779,000	2,637,905	1,780,214
				5-ADMINISTRATION	265,425	261,436	257,117
3235EM Total					3,044,425	2,899,341	2,037,331
3236EM	KANSAS	KATRINA	9/10/2005	2-INFRASTRUCTURE	163,200	163,069	153,933
				5-ADMINISTRATION	187	187	187
3236EM Total					163,387	163,255	154,120
3237EM	ALABAMA	KATRINA	9/10/2005	2-INFRASTRUCTURE	3,000,000	2,932,201	2,313,662
				4-OPERATIONS	1,000,000	1,000,000	
				5-ADMINISTRATION			
3237EM Total					4,000,000	3,932,201	2,313,662
3238EM	INDIANA	KATRINA	9/10/2005	2-INFRASTRUCTURE	4,127,992	3,861,626	36,250
				5-ADMINISTRATION	22,864	2,392	2,297
3238EM Total					4,150,856	3,864,018	38,546
3239EM	IOWA	KATRINA	9/10/2005	2-INFRASTRUCTURE	222,618	222,618	213,991
				5-ADMINISTRATION	15,278	5,639	5,639
3239EM Total					237,895	228,257	219,630
3240EM	VIRGINIA	KATRINA	9/12/2005	2-INFRASTRUCTURE	593,100	592,846	427,571
				5-ADMINISTRATION	130,910	110,056	110,056
3240EM Total					724,010	702,903	537,627
3241EM	ARIZONA	KATRINA	9/12/2005	2-INFRASTRUCTURE	5,280,730	5,266,403	4,905,710
				5-ADMINISTRATION	2,257,438	2,244,808	228,268
3241EM Total					7,538,168	7,511,211	5,133,978
3242EM	MINNESOTA	KATRINA	9/13/2005	2-INFRASTRUCTURE	15,000,000	3,850,126	981,368
				5-ADMINISTRATION	24,450		
3242EM Total					15,024,450	3,850,126	981,368
3243EM	NEVADA	KATRINA	9/13/2005	2-INFRASTRUCTURE	1,000,000	695,907	495,059
				5-ADMINISTRATION	317,219	297,464	273,306
3243EM Total					1,317,219	993,371	768,364
3244EM	IDAHO	KATRINA	9/13/2005	2-INFRASTRUCTURE	584,137	584,134	132,670
				5-ADMINISTRATION	35,700	10,108	9,860
3244EM Total					619,837	594,243	142,529
3245EM	NEBRASKA	KATRINA	9/13/2005	2-INFRASTRUCTURE	210,100	210,100	73,846
				5-ADMINISTRATION	1,302	1,302	1,302
3245EM Total					211,402	211,402	75,147
3246EM	CONNECTICUT	KATRINA	9/13/2005	2-INFRASTRUCTURE	1,000,000	678,549	
				5-ADMINISTRATION	43,301	37,659	23,940
3246EM Total					1,043,301	716,207	23,940
3247EM	NORTH DAKOTA	KATRINA	9/13/2005	2-INFRASTRUCTURE	23,747	23,747	
				5-ADMINISTRATION	41,985	31,723	30,127

PROG CODE	STATE NAME	EVENT NAME	DECLARED	PROGRAM AREA	ALLOCATIONS	OBLIGATIONS	EXPENDITURES
3247EM Total					65,732	55,470	30,127
3248EM	CALIFORNIA	KATRINA	9/13/2005	2-INFRASTRUCTURE	200,000	1,289	
				5-ADMINISTRATION	703,320	670,853	621,567
3248EM Total					903,320	672,142	621,567
3249EM	WISCONSIN	KATRINA	9/13/2005	2-INFRASTRUCTURE	3,501,228	2,970,100	863,259
				5-ADMINISTRATION	24,737	1,225	1,225
3249EM Total					3,525,965	2,971,325	864,484
3250EM	OHIO	KATRINA	9/13/2005	2-INFRASTRUCTURE	2,518,180	2,491,579	1,437,698
				5-ADMINISTRATION	25,350		
3250EM Total					2,543,530	2,491,579	1,437,698
3251EM	MARYLAND	KATRINA	9/13/2005	2-INFRASTRUCTURE	1,637,550	1,563,694	1,034,088
				5-ADMINISTRATION	106,326	82,847	82,847
3251EM Total					1,743,876	1,646,541	1,116,935
3252EM	MASSACHUSETTS	KATRINA	9/13/2005	2-INFRASTRUCTURE	5,350,000	5,284,967	5,221,767
				5-ADMINISTRATION	414,496	399,367	378,620
3252EM Total					5,764,496	5,684,334	5,600,387
3253EM	MONTANA	KATRINA	9/13/2005	2-INFRASTRUCTURE	400,000	397,372	117,775
				5-ADMINISTRATION	42,856	34,786	31,581
3253EM Total					442,856	432,158	149,356
3255EM	RHODE ISLAND	KATRINA	9/19/2005	2-INFRASTRUCTURE	1,500,000	1,131,503	927,088
				5-ADMINISTRATION	24,708	22,112	16,236
3255EM Total					1,524,708	1,153,615	943,324
3256EM	MAINE	KATRINA	9/19/2005	2-INFRASTRUCTURE	100,000	51,276	47,575
				5-ADMINISTRATION	6,000	6,000	
3256EM Total					106,000	57,276	47,575
3257EM	NEW JERSEY	KATRINA	9/19/2005	2-INFRASTRUCTURE	120,026	120,026	116,692
				5-ADMINISTRATION	81,317	64,361	58,147
3257EM Total					201,343	184,387	174,838
3258EM	NEW HAMPSHIRE	KATRINA	9/19/2005	2-INFRASTRUCTURE	100,000	9,887	9,887
				5-ADMINISTRATION	6,000	6,000	92
3258EM Total					106,000	15,887	9,979
3259EM	FLORIDA	RITA	9/20/2005	2-INFRASTRUCTURE	9,100,000	8,921,857	5,147,330
				4-OPERATIONS	10,000	10,000	
				5-ADMINISTRATION	1,280,801	1,280,801	69,260
3259EM Total					10,390,801	10,212,657	5,216,589
3260EM	LOUISIANA	RITA	9/21/2005	2-INFRASTRUCTURE			
				4-OPERATIONS	100,000	100,000	
				5-ADMINISTRATION	175,000	175,000	
3260EM Total					275,000	275,000	
3261EM	TEXAS	RITA	9/21/2005	2-INFRASTRUCTURE	6,015,000	5,876,046	5,521,157
				4-OPERATIONS	5,000,000	5,000,000	
				5-ADMINISTRATION	100,854,341	100,854,341	6,376,746
3261EM Total					111,869,341	111,730,387	11,897,903
3262EM	NEW YORK	KATRINA	9/30/2005	2-INFRASTRUCTURE	1,644,588	1,644,588	992,025
				5-ADMINISTRATION	354,100	309,163	298,216
3262EM Total					1,998,688	1,953,751	1,290,241
3263EM	DELAWARE	KATRINA	9/30/2005	2-INFRASTRUCTURE	101,941	100,286	77,707
				5-ADMINISTRATION	48,900	443	443
3263EM Total					150,841	100,729	78,150
Grand Total					36,907,050,220	34,182,474,977	20,132,779,193

**FINANCIAL INFORMATION TOOL
FOR HURRICANE KATRINA, RITA, & WILMA DECLARATIONS ONLY
AS OF 07-05-2006**

PROG CODE	STATE NAME	EVENT NAME	DECLARED	PROGRAM AREA	PROGRAM NAME	ALLOCATIONS	OBLIGATIONS	EXPENDITURES				
1602DR	FLORIDA	KATRINA	8/28/2005	2-INFRASTRUCTURE	2594-INSPECTIONS	7,922,400	8,184,400	7,350,767				
					416X-PUBLIC ASSISTANCE	152,636,074	152,557,740	107,153,987				
				2-INFRASTRUCTURE Total						160,558,474	160,742,140	114,504,755
				4-OPERATIONS	2507-MISSIONS-TA	10,000	10,000					
					2508-MISSIONS-DFA							
				4-OPERATIONS Total						10,000	10,000	
				5-ADMINISTRATION	11XX-SALARIES & BENEFITS	2,533,231	2,356,975	2,356,975				
					21XX-TRAVEL	2,086,994	2,077,069	1,759,600				
					22XX-TRANSPORTION	586,000	525,020	37,899				
					23XX-RENT, COMM, UTILITIES	1,677,662	1,381,875	1,341,431				
					24XX-PRINT & REPRO	20,000	10,500					
					2501-MISSIONS-FOS	19,187,425	15,195,925	7,267,650				
					25XX-OTHER SERVICES	5,924,696	5,744,696	123,000				
					26XX-SUPPLIES & MATERIALS	236,256	239,000	40,848				
					31XX-EQUIPMENT	151,500	94,570	31,692				
				5-ADMINISTRATION Total						32,403,764	27,625,629	12,959,095
				1602DR Total						192,972,238	188,377,769	127,463,849
1603DR	LOUISIANA	KATRINA	8/29/2005	1-HUMAN SERVICES	2503-UNEMPLOYMENT	321,511,035	320,361,035	320,361,035				
					2504-CRISIS COUNSELING-NIMH	15,753,102	4,042,584	4,042,584				
					2576-LEGAL SERVICES	181,900	94,900	78,000				
					2592-INSPECTIONS	105,950,844	100,816,279	67,543,511				
					4149-OTHER NEEDS ASSISTANCE	1,424,583,990	1,424,583,990	1,406,870,675				
					414X-HOUSING ASSISTANCE	3,148,820,833	3,148,923,757	3,133,511,876				
					4152-CRISIS COUNSELING-SCC	25,179,686	24,780,349	11,948,161				
					MANUFACTURED HOUSING	4,931,102,734	3,835,420,933	2,735,868,476				
					1-HUMAN SERVICES Total						9,973,084,125	8,859,023,828
				2-INFRASTRUCTURE	2594-INSPECTIONS	242,183,900	234,983,508	167,898,904				
					416X-PUBLIC ASSISTANCE	2,822,348,597	2,791,752,444	1,172,554,336				
				2-INFRASTRUCTURE Total						3,064,532,497	3,026,735,952	1,340,453,240
				3-MITIGATION	2593-INSPECTIONS	11,233,976	6,839,736	3,502,398				
					4173-HAZARD MITIGATION	2,468,240	2,468,240	19,330				
				3-MITIGATION Total						13,702,216	9,307,976	3,521,728
				4-OPERATIONS	2507-MISSIONS-TA	10,277,500	9,989,000	253,090				
					2508-MISSIONS-DFA	3,068,907,501	3,067,195,868	278,597,640				
				4-OPERATIONS Total						3,079,185,001	3,077,184,868	278,850,730
				5-ADMINISTRATION	11XX-SALARIES & BENEFITS	176,467,415	192,529,402	192,529,402				
					21XX-TRAVEL	115,544,410	110,041,752	103,680,028				
					22XX-TRANSPORTION	13,364,320	13,117,096	9,153,645				
					23XX-RENT, COMM, UTILITIES	207,819,600	184,568,282	143,576,347				
					24XX-PRINT & REPRO	2,734,004	2,276,741	523,209				
					2501-MISSIONS-FOS	611,144,987	617,921,169	95,187,152				
					25XX-OTHER SERVICES	1,281,728,092	1,061,053,259	590,600,024				
					26XX-SUPPLIES & MATERIALS	348,011,580	324,275,838	228,416,968				
					31XX-EQUIPMENT	125,560,118	104,356,678	91,020,098				
32XX-LAND & STRUCTURES	9,464,620	7,053,058	5,289,248									
4101-URBAN SEARCH & RESCUE	50,595,440	50,595,439	19,848,756									
5-ADMINISTRATION Total						2,942,434,587	2,667,788,715	1,479,824,876				
1603DR Total						19,072,938,425	17,640,041,338	10,782,874,891				
1604DR	MISSISSIPPI	KATRINA	8/29/2005	1-HUMAN SERVICES	2503-UNEMPLOYMENT	100,000,056	88,450,000	88,450,000				
					2504-CRISIS COUNSELING-NIMH	50,342,191	15,802,292	15,802,292				
					2576-LEGAL SERVICES	44,000	43,492	43,492				
					2592-INSPECTIONS	67,006,340	53,379,207	39,614,820				
					4149-OTHER NEEDS ASSISTANCE	354,795,591	354,795,591	345,591,961				
					414X-HOUSING ASSISTANCE	833,792,957	833,792,907	824,877,535				
					4152-CRISIS COUNSELING-SCC	11,556,760	11,556,760	7,866,758				
					MANUFACTURED HOUSING	2,133,345,798	1,475,968,933	1,144,973,675				
					1-HUMAN SERVICES Total						3,550,883,694	2,833,789,182
				2-INFRASTRUCTURE	2594-INSPECTIONS	95,141,001	84,344,699	60,608,114				
					416X-PUBLIC ASSISTANCE	1,487,808,726	1,463,820,571	628,803,686				
				2-INFRASTRUCTURE Total						1,582,949,727	1,548,165,270	689,411,799
				3-MITIGATION	2593-INSPECTIONS	15,824,761	12,381,064	2,153,138				

PROG CODE	STATE NAME	EVENT NAME	DECLARED	PROGRAM AREA	PROGRAM NAME	ALLOCATIONS	OBLIGATIONS	EXPENDITURES
					4173-HAZARD MITIGATION	5,407,982	5,407,982	258,506
				3-MITIGATION Total		21,232,743	17,789,046	2,411,644
				4-OPERATIONS	2507-MISSIONS-TA	14,013,256	13,070,256	1,673,294
					2508-MISSIONS-DFA	1,695,699,654	1,695,699,653	169,658,208
				4-OPERATIONS Total		1,709,712,910	1,708,769,909	171,331,503
				5-ADMINISTRATION	11XX-SALARIES & BENEFITS	139,069,741	139,600,398	139,600,398
					21XX-TRAVEL	72,527,999	69,714,307	61,054,779
					22XX-TRANSPORTION	29,400,851	26,844,175	26,169,706
					23XX-RENT, COMM, UTILITIES	58,205,495	52,359,922	30,917,361
					24XX-PRINT & REPRO	2,270,701	2,206,790	1,095,685
					2501-MISSIONS-FOS	1,475,985,209	1,475,783,589	401,066,878
					25XX-OTHER SERVICES	612,001,882	576,498,572	376,328,936
					26XX-SUPPLIES & MATERIALS	190,268,669	176,488,117	161,925,056
					31XX-EQUIPMENT	81,801,209	74,440,247	66,776,576
					32XX-LAND & STRUCTURES	2,337,846	1,878,961	1,465,002
					4101-URBAN SEARCH & RESCUE	24,600,030	24,600,030	8,785,093
				5-ADMINISTRATION Total		2,688,469,633	2,620,415,107	1,275,185,470
1604DR Total						9,553,248,707	8,728,928,514	4,605,560,949
1605DR	ALABAMA	KATRINA	8/29/2005	1-HUMAN SERVICES	2503-UNEMPLOYMENT	1,948,400	1,372,364	1,372,364
					2504-CRISIS COUNSELING-NIMH	4,436,110	1,203,860	1,203,860
					2576-LEGAL SERVICES	5,775	5,775	5,775
					2592-INSPECTIONS	21,886,812	8,123,500	7,034,139
					4149-OTHER NEEDS ASSISTANCE	31,465,743	31,465,743	28,901,029
					414X-HOUSING ASSISTANCE	89,651,032	89,651,032	88,776,405
					4152-CRISIS COUNSELING-SCC	3,135,574	3,135,574	1,854,708
					MANUFACTURED HOUSING	508,532,365	487,174,942	446,674,603
				1-HUMAN SERVICES Total		661,061,811	622,132,791	575,822,882
				2-INFRASTRUCTURE	2594-INSPECTIONS	1,449,000	1,448,600	1,190,746
					416X-PUBLIC ASSISTANCE	98,977,362	97,174,376	69,216,094
				2-INFRASTRUCTURE Total		100,426,362	98,622,976	70,406,839
				3-MITIGATION	2593-INSPECTIONS	1,663,459	1,519,729	797,785
					4173-HAZARD MITIGATION	7,694,402	7,694,402	35,762
				3-MITIGATION Total		9,357,861	9,214,131	833,546
				4-OPERATIONS	2507-MISSIONS-TA	3,000,000	3,000,000	119,628
					2508-MISSIONS-DFA	178,500,000	168,500,000	51,770,324
				4-OPERATIONS Total		181,500,000	171,500,000	51,889,953
				5-ADMINISTRATION	11XX-SALARIES & BENEFITS	19,662,555	19,405,907	19,405,907
					21XX-TRAVEL	17,852,946	17,025,137	16,592,889
					22XX-TRANSPORTION	2,414,000	1,106,650	155,690
					23XX-RENT, COMM, UTILITIES	8,166,157	7,654,811	4,918,851
					24XX-PRINT & REPRO	370,892	244,327	131,509
					2501-MISSIONS-FOS	82,185,605	82,185,605	25,591,440
					25XX-OTHER SERVICES	58,163,356	55,117,173	43,370,539
					26XX-SUPPLIES & MATERIALS	10,081,585	6,687,231	2,860,252
					31XX-EQUIPMENT	3,894,806	3,154,448	2,718,376
				5-ADMINISTRATION Total		202,791,902	192,581,289	115,745,452
1605DR Total						1,155,137,936	1,094,051,186	814,698,672
1606DR	TEXAS	RITA	9/24/2005	1-HUMAN SERVICES	2503-UNEMPLOYMENT	11,382,008	9,759,933	9,759,933
					2504-CRISIS COUNSELING-NIMH	1,546,988	1,546,988	1,546,988
					2576-LEGAL SERVICES			
					2592-INSPECTIONS	44,082,928	44,050,925	26,125,209
					4149-OTHER NEEDS ASSISTANCE	500		(500)
					414X-HOUSING ASSISTANCE	511,014,899	511,014,000	504,348,662
					4152-CRISIS COUNSELING-SCC	1,557,215	650,742	122,293
					4154-OTHER NEEDS ASSISTANCE	71,880,000	71,880,000	69,145,119
					MANUFACTURED HOUSING	202,785,400	142,050,199	101,437,997
				1-HUMAN SERVICES Total		844,249,938	780,952,787	712,485,700
				2-INFRASTRUCTURE	2594-INSPECTIONS	14,680,900	14,672,221	10,533,183
					416X-PUBLIC ASSISTANCE	307,200,000	306,288,669	225,985,137
				2-INFRASTRUCTURE Total		321,880,900	320,960,891	236,518,321
				3-MITIGATION	2593-INSPECTIONS	11,479,991	6,719,786	628,364
					4173-HAZARD MITIGATION	21,337,874	21,337,874	15,814
				3-MITIGATION Total		32,817,865	28,057,660	644,177
				4-OPERATIONS	2507-MISSIONS-TA	150,000	150,000	10,594
					2508-MISSIONS-DFA	238,050,000	235,351,600	14,499,892
				4-OPERATIONS Total		238,200,000	235,501,600	14,510,485

PROG CODE	STATE NAME	EVENT NAME	DECLARED	PROGRAM AREA	PROGRAM NAME	ALLOCATIONS	OBLIGATIONS	EXPENDITURES
				5-ADMINISTRATION	11XX-SALARIES & BENEFITS	39,052,356	40,164,287	40,164,287
					21XX-TRAVEL	30,039,242	29,958,322	27,986,672
					22XX-TRANSPORTION	2,549,000	412,000	285,717
					23XX-RENT, COMM, UTILITIES	14,087,975	11,787,196	7,131,028
					24XX-PRINT & REPRO	573,000	330,871	170,821
					2501-MISSIONS-FOS	257,508,864	257,504,642	26,954,797
					25XX-OTHER SERVICES	241,899,400	179,259,819	136,373,198
					26XX-SUPPLIES & MATERIALS	8,488,417	3,982,725	2,321,058
					31XX-EQUIPMENT	9,076,000	5,464,171	4,687,067
					4101-URBAN SEARCH & RESCUE	19,194,226	19,194,226	5,020,746
				5-ADMINISTRATION Total		622,468,480	548,058,260	251,095,392
1606DR Total						2,059,617,183	1,913,531,196	1,215,254,075
1607DR	LOUISIANA	RITA	9/24/2005	1-HUMAN SERVICES	2503-UNEMPLOYMENT	11,785,488	11,785,488	11,785,488
					2592-INSPECTIONS	30,934,542	30,934,542	20,347,129
					4149-OTHER NEEDS ASSISTANCE	103,000,000	103,000,000	101,887,479
					414X-HOUSING ASSISTANCE	404,740,064	404,740,064	404,233,276
					MANUFACTURED HOUSING	1,515,895	1,515,370	1,515,370
				1-HUMAN SERVICES Total		551,975,989	551,975,464	539,768,742
				2-INFRASTRUCTURE	2594-INSPECTIONS	4,952,000	4,915,000	2,827,436
					416X-PUBLIC ASSISTANCE	311,612,097	310,606,583	140,429,480
				2-INFRASTRUCTURE Total		316,564,097	315,521,583	143,256,916
				3-MITIGATION	2593-INSPECTIONS	4,844,983	4,099,943	2,121,777
					4173-HAZARD MITIGATION	433,544	433,544	4,836
				3-MITIGATION Total		5,278,527	4,533,487	2,126,613
				4-OPERATIONS	2507-MISSIONS-TA	600,000	600,000	264,985
					2508-MISSIONS-DFA	520,036,000	425,036,000	56,777,394
				4-OPERATIONS Total		520,636,000	425,636,000	57,042,379
				5-ADMINISTRATION	11XX-SALARIES & BENEFITS	13,015,371	14,142,457	14,142,457
					21XX-TRAVEL	3,804,800	3,752,689	3,695,610
					22XX-TRANSPORTION	1,212,000	1,137,000	587,945
					23XX-RENT, COMM, UTILITIES	9,174,350	8,063,764	5,989,059
					24XX-PRINT & REPRO	550,000	481,843	100,071
					2501-MISSIONS-FOS	39,273,185	38,323,185	10,303,562
					25XX-OTHER SERVICES	307,650,237	270,507,414	98,115,005
					26XX-SUPPLIES & MATERIALS	41,000,770	38,953,507	29,687,284
					31XX-EQUIPMENT	4,119,000	3,010,635	937,201
					32XX-LAND & STRUCTURES	2,100,000	400,000	
					4101-URBAN SEARCH & RESCUE	3,206,000	3,086,000	1,275,863
				5-ADMINISTRATION Total		425,105,713	381,858,493	164,834,057
1607DR Total						1,819,560,325	1,679,525,027	907,028,706
1609DR	FLORIDA	WILMA	10/24/2005	1-HUMAN SERVICES	2503-UNEMPLOYMENT	5,770,125	5,770,125	5,770,125
					2504-CRISIS COUNSELING-NIMH	3,246,808	3,246,808	3,246,808
					2576-LEGAL SERVICES	5,000	5,000	5,000
					2592-INSPECTIONS	48,379,400	44,354,901	38,865,510
					4149-OTHER NEEDS ASSISTANCE	183,000,000	159,000,000	143,665,277
					414X-HOUSING ASSISTANCE	163,715,000	157,695,000	146,680,892
					4152-CRISIS COUNSELING-SCC	2,628,148	2,424,122	1,164,961
					MANUFACTURED HOUSING	87,013,000	79,406,256	65,038,619
				1-HUMAN SERVICES Total		493,757,481	451,902,212	404,437,192
				2-INFRASTRUCTURE	2594-INSPECTIONS	44,126,700	37,215,706	29,697,533
					416X-PUBLIC ASSISTANCE	999,050,000	999,048,714	544,276,802
				2-INFRASTRUCTURE Total		1,043,176,700	1,036,264,420	573,974,335
				3-MITIGATION	2593-INSPECTIONS	1,000,000	899,797	342,391
				3-MITIGATION Total		1,000,000	899,797	342,391
				4-OPERATIONS	2507-MISSIONS-TA	700,000	700,000	320,641
					2508-MISSIONS-DFA	233,328,384	233,328,384	2,894,517
				4-OPERATIONS Total		234,028,384	234,028,384	3,215,158
				5-ADMINISTRATION	11XX-SALARIES & BENEFITS	37,113,330	34,859,635	34,859,635
					21XX-TRAVEL	14,759,700	14,032,326	13,162,537
					22XX-TRANSPORTION	13,625,440	12,625,440	3,113,004
					23XX-RENT, COMM, UTILITIES	6,586,000	6,542,343	5,412,036
					24XX-PRINT & REPRO	548,500	286,870	215,200
					2501-MISSIONS-FOS	147,229,012	146,309,959	22,541,209
					25XX-OTHER SERVICES	31,382,000	17,918,367	4,935,635
					26XX-SUPPLIES & MATERIALS	91,470,000	80,228,038	3,745,717
					31XX-EQUIPMENT	2,346,000	1,437,080	756,015

PROG CODE	STATE NAME	EVENT NAME	DECLARED	PROGRAM AREA	PROGRAM NAME	ALLOCATIONS	OBLIGATIONS	EXPENDITURES
					32XX-LAND & STRUCTURES	99,225	82,255	82,255
					4101-URBAN SEARCH & RESCUE	6,216,000	5,963,794	584,618
					5-ADMINISTRATION Total	351,375,207	320,286,108	89,407,861
1609DR Total						2,123,337,772	2,043,380,921	1,071,376,937
3212EM	LOUISIANA	KATRINA	8/27/2005	2-INFRASTRUCTURE	416X-PUBLIC ASSISTANCE			
					2-INFRASTRUCTURE Total			
				4-OPERATIONS	2508-MISSIONS-DFA	1,500,000	1,500,000	2,096
					4-OPERATIONS Total	1,500,000	1,500,000	2,096
				5-ADMINISTRATION	11XX-SALARIES & BENEFITS	1,922	1,922	1,922
					21XX-TRAVEL	5,559	5,559	5,559
					22XX-TRANSPORTION			
					23XX-RENT, COMM, UTILITIES	588,577	588,577	577,493
					24XX-PRINT & REPRO			
					2501-MISSIONS-FOS	6,370,000	6,370,000	134,840
					25XX-OTHER SERVICES	40,000	40,000	40,000
					26XX-SUPPLIES & MATERIALS	2,000	2,000	1,284
					31XX-EQUIPMENT			
					5-ADMINISTRATION Total	7,008,058	7,008,058	761,098
3212EM Total						8,508,058	8,508,058	763,194
3213EM	MISSISSIPPI	KATRINA	8/28/2005	2-INFRASTRUCTURE	416X-PUBLIC ASSISTANCE			
					2-INFRASTRUCTURE Total			
				4-OPERATIONS	2507-MISSIONS-TA			
					2508-MISSIONS-DFA			
					4-OPERATIONS Total			
				5-ADMINISTRATION	11XX-SALARIES & BENEFITS	288	288	288
					21XX-TRAVEL			
					22XX-TRANSPORTION			
					23XX-RENT, COMM, UTILITIES			
					24XX-PRINT & REPRO			
					2501-MISSIONS-FOS	2,612,457	2,612,457	94,402
					25XX-OTHER SERVICES	9,840	9,840	
					26XX-SUPPLIES & MATERIALS			
					5-ADMINISTRATION Total	2,622,585	2,622,585	94,689
3213EM Total						2,622,585	2,622,585	94,689
3214EM	ALABAMA	KATRINA	8/28/2005	2-INFRASTRUCTURE	416X-PUBLIC ASSISTANCE			
					2-INFRASTRUCTURE Total			
				4-OPERATIONS	2507-MISSIONS-TA			
					2508-MISSIONS-DFA			
					4-OPERATIONS Total			
				5-ADMINISTRATION	11XX-SALARIES & BENEFITS			
					21XX-TRAVEL			
					22XX-TRANSPORTION			
					23XX-RENT, COMM, UTILITIES	30,000	30,000	30,000
					24XX-PRINT & REPRO			
					2501-MISSIONS-FOS	31,478	31,478	
					26XX-SUPPLIES & MATERIALS			
					31XX-EQUIPMENT			
					5-ADMINISTRATION Total	84,454	84,454	52,976
3214EM Total						84,454	84,454	52,976
3215EM	ARKANSAS	KATRINA	9/2/2005	2-INFRASTRUCTURE	2594-INSPECTIONS	1,583,900	1,584,295	1,495,066
					416X-PUBLIC ASSISTANCE	44,741,591	44,741,591	43,087,204
					2-INFRASTRUCTURE Total	46,325,491	46,325,886	44,582,270
				4-OPERATIONS	2508-MISSIONS-DFA	3,500,000	3,500,000	
					4-OPERATIONS Total	3,500,000	3,500,000	
				5-ADMINISTRATION	11XX-SALARIES & BENEFITS	1,545,653	1,592,370	1,592,370
					21XX-TRAVEL	1,706,532	1,703,916	1,652,399
					22XX-TRANSPORTION	17,100	16,125	8,581
					23XX-RENT, COMM, UTILITIES	391,644	353,035	315,029
					24XX-PRINT & REPRO	2,780	2,779	2,234
					2501-MISSIONS-FOS	575,295	580,000	7,452
					25XX-OTHER SERVICES	7,500	2,870	1,125
					26XX-SUPPLIES & MATERIALS	85,580	95,098	61,660
					31XX-EQUIPMENT	53,280	53,279	33,422
					32XX-LAND & STRUCTURES			
					5-ADMINISTRATION Total	4,385,364	4,399,473	3,674,272
3215EM Total						54,210,855	54,225,359	48,256,541

PROG CODE	STATE NAME	EVENT NAME	DECLARED	PROGRAM AREA	PROGRAM NAME	ALLOCATIONS	OBLIGATIONS	EXPENDITURES
3216EM	TEXAS	KATRINA	9/2/2005	2-INFRASTRUCTURE	2594-INSPECTIONS	6,508,500	4,205,237	3,183,415
					416X-PUBLIC ASSISTANCE	501,942,199	498,176,583	427,286,009
				2-INFRASTRUCTURE Total		508,450,699	502,381,820	430,469,423
				4-OPERATIONS	2508-MISSIONS-DFA	37,740,000	37,740,000	1,334,689
				4-OPERATIONS Total		37,740,000	37,740,000	1,334,689
				5-ADMINISTRATION	11XX-SALARIES & BENEFITS	2,634,491	2,500,422	2,500,422
					21XX-TRAVEL	3,211,405	2,840,623	2,836,395
					22XX-TRANSPORTION	234,000	38,446	21,653
					23XX-RENT, COMM, UTILITIES	2,095,492	2,061,022	1,518,943
					24XX-PRINT & REPRO	91,491	37,054	27,736
					2501-MISSIONS-FOS	8,555,000	8,555,000	643,354
					25XX-OTHER SERVICES	2,402,386	483,886	236,756
					26XX-SUPPLIES & MATERIALS	1,195,559	1,145,579	995,902
				31XX-EQUIPMENT	602,827	488,989	415,811	
5-ADMINISTRATION Total		21,022,652	18,151,022	9,196,973				
3216EM Total						567,213,351	558,272,842	441,001,085
3217EM	TENNESSEE	KATRINA	9/5/2005	2-INFRASTRUCTURE	416X-PUBLIC ASSISTANCE	29,000,000	27,596,970	25,837,043
				2-INFRASTRUCTURE Total		29,000,000	27,596,970	25,837,043
				4-OPERATIONS	2507-MISSIONS-TA	5,000	5,000	
				4-OPERATIONS Total		5,000	5,000	
				5-ADMINISTRATION	11XX-SALARIES & BENEFITS	13,380	13,380	13,380
					21XX-TRAVEL	67,983	67,983	67,983
					22XX-TRANSPORTION			
					23XX-RENT, COMM, UTILITIES			
					24XX-PRINT & REPRO			
					2501-MISSIONS-FOS	2,000	2,000	
26XX-SUPPLIES & MATERIALS								
5-ADMINISTRATION Total		83,363	83,363	81,363				
3217EM Total						29,088,363	27,685,333	25,918,405
3218EM	GEORGIA	KATRINA	9/5/2005	2-INFRASTRUCTURE	416X-PUBLIC ASSISTANCE	20,900,000	16,421,239	9,399,550
				2-INFRASTRUCTURE Total		20,900,000	16,421,239	9,399,550
				5-ADMINISTRATION	11XX-SALARIES & BENEFITS			
					21XX-TRAVEL	767	767	767
					22XX-TRANSPORTION			
					23XX-RENT, COMM, UTILITIES			
					24XX-PRINT & REPRO			
					2501-MISSIONS-FOS	52,000	52,000	
				26XX-SUPPLIES & MATERIALS				
				5-ADMINISTRATION Total		52,767	52,767	767
3218EM Total						20,952,767	16,474,006	9,400,317
3219EM	OKLAHOMA	KATRINA	9/5/2005	2-INFRASTRUCTURE	416X-PUBLIC ASSISTANCE	14,250,313	12,486,777	11,733,780
				2-INFRASTRUCTURE Total		14,250,313	12,486,777	11,733,780
				5-ADMINISTRATION	11XX-SALARIES & BENEFITS	85,951	72,669	72,669
					21XX-TRAVEL	88,459	88,459	75,855
					22XX-TRANSPORTION	500		
					23XX-RENT, COMM, UTILITIES			
					24XX-PRINT & REPRO	1,000	756	756
					25XX-OTHER SERVICES			
					26XX-SUPPLIES & MATERIALS	1,000	54	54
					31XX-EQUIPMENT			
5-ADMINISTRATION Total		176,910	161,938	149,334				
3219EM Total						14,427,223	12,648,715	11,883,114
3220EM	FLORIDA	KATRINA	9/5/2005	2-INFRASTRUCTURE	416X-PUBLIC ASSISTANCE	9,200,000	7,845,819	2,211,278
				2-INFRASTRUCTURE Total		9,200,000	7,845,819	2,211,278
				5-ADMINISTRATION	11XX-SALARIES & BENEFITS	2,272	2,272	2,272
					21XX-TRAVEL			
					22XX-TRANSPORTION			
					23XX-RENT, COMM, UTILITIES			
					24XX-PRINT & REPRO			
					2501-MISSIONS-FOS			
					26XX-SUPPLIES & MATERIALS			
					5-ADMINISTRATION Total		2,272	2,272
3220EM Total						9,202,272	7,848,091	2,213,551
3221EM	WEST VIRGINIA	KATRINA	9/5/2005	2-INFRASTRUCTURE	416X-PUBLIC ASSISTANCE	621,000	608,244	308,681
				2-INFRASTRUCTURE Total		621,000	608,244	308,681
				5-ADMINISTRATION	11XX-SALARIES & BENEFITS	87,195	75,094	75,094

PROG CODE	STATE NAME	EVENT NAME	DECLARED	PROGRAM AREA	PROGRAM NAME	ALLOCATIONS	OBLIGATIONS	EXPENDITURES
					21XX-TRAVEL	36,522	28,302	28,302
					22XX-TRANSPORTION			
					23XX-RENT, COMM, UTILITIES			
					24XX-PRINT & REPRO			
					26XX-SUPPLIES & MATERIALS			
					5-ADMINISTRATION Total	94	94	94
						123,811	103,490	103,490
3221EM Total						744,811	711,735	412,172
3222EM	NORTH CAROLINA	KATRINA	9/5/2005	2-INFRASTRUCTURE	416X-PUBLIC ASSISTANCE	2,000,000	1,975,640	1,714,499
					2-INFRASTRUCTURE Total	2,000,000	1,975,640	1,714,499
				5-ADMINISTRATION	11XX-SALARIES & BENEFITS	261	261	261
					21XX-TRAVEL			
					22XX-TRANSPORTION			
					23XX-RENT, COMM, UTILITIES			
					24XX-PRINT & REPRO			
					2501-MISSIONS-FOS	2,000	2,000	
					26XX-SUPPLIES & MATERIALS			
					5-ADMINISTRATION Total	2,261	2,261	261
3222EM Total						2,002,261	1,977,901	1,714,760
3223EM	UTAH	KATRINA	9/5/2005	2-INFRASTRUCTURE	416X-PUBLIC ASSISTANCE	1,333,020	1,333,020	1,333,020
					2-INFRASTRUCTURE Total	1,333,020	1,333,020	1,333,020
				4-OPERATIONS	2508-MISSIONS-DFA			
					4-OPERATIONS Total			
				5-ADMINISTRATION	11XX-SALARIES & BENEFITS	35,606	19,962	19,962
					21XX-TRAVEL	39,192	39,130	26,973
					22XX-TRANSPORTION			
					23XX-RENT, COMM, UTILITIES			
					24XX-PRINT & REPRO			
					26XX-SUPPLIES & MATERIALS			
					5-ADMINISTRATION Total	7,000	4,000	
3223EM Total						81,798	63,092	46,935
						1,414,818	1,396,112	1,379,954
3224EM	COLORADO	KATRINA	9/5/2005	2-INFRASTRUCTURE	416X-PUBLIC ASSISTANCE	13,597,030	13,597,030	13,500,790
					2-INFRASTRUCTURE Total	13,597,030	13,597,030	13,500,790
				4-OPERATIONS	2508-MISSIONS-DFA			
					4-OPERATIONS Total			
				5-ADMINISTRATION	11XX-SALARIES & BENEFITS	454,397	430,890	430,890
					21XX-TRAVEL	186,783	144,884	139,502
					22XX-TRANSPORTION	500	16	
					23XX-RENT, COMM, UTILITIES			
					24XX-PRINT & REPRO			
					2501-MISSIONS-FOS			
					26XX-SUPPLIES & MATERIALS			
					5-ADMINISTRATION Total	7,000	4,000	1,729
3224EM Total						648,680	579,790	572,121
						14,245,710	14,176,820	14,072,911
3225EM	MICHIGAN	KATRINA	9/7/2005	2-INFRASTRUCTURE	416X-PUBLIC ASSISTANCE	1,920,000	1,703,588	779,201
					2-INFRASTRUCTURE Total	1,920,000	1,703,588	779,201
				5-ADMINISTRATION	11XX-SALARIES & BENEFITS	361,334	206,751	206,751
					21XX-TRAVEL	238,260	217,631	151,225
					22XX-TRANSPORTION	1,000	500	493
					23XX-RENT, COMM, UTILITIES			
					24XX-PRINT & REPRO			
					26XX-SUPPLIES & MATERIALS	2,000	2,000	712
					31XX-EQUIPMENT	1,000		
					5-ADMINISTRATION Total	603,594	426,883	359,181
3225EM Total						2,523,594	2,130,471	1,138,382
3226EM	DISTRICT OF COLUMBIA	KATRINA	9/7/2005	2-INFRASTRUCTURE	416X-PUBLIC ASSISTANCE	1,838,568	1,836,498	
					2-INFRASTRUCTURE Total	1,838,568	1,836,498	
				5-ADMINISTRATION	11XX-SALARIES & BENEFITS	54,856	15,430	15,430
					21XX-TRAVEL	45,947	38,623	38,623
					22XX-TRANSPORTION			
					23XX-RENT, COMM, UTILITIES			
					24XX-PRINT & REPRO			
					26XX-SUPPLIES & MATERIALS			
					5-ADMINISTRATION Total	100,803	54,053	54,053
3226EM Total						1,939,371	1,890,551	54,053
3227EM	WASHINGTON	KATRINA	9/7/2005	2-INFRASTRUCTURE	416X-PUBLIC ASSISTANCE	2,998,033	2,998,031	
					2-INFRASTRUCTURE Total	2,998,033	2,998,031	

PROG CODE	STATE NAME	EVENT NAME	DECLARED	PROGRAM AREA	PROGRAM NAME	ALLOCATIONS	OBLIGATIONS	EXPENDITURES
				5-ADMINISTRATION	11XX-SALARIES & BENEFITS	292,715	242,919	242,919
					21XX-TRAVEL	134,218	111,869	88,578
					22XX-TRANSPORTION			
					23XX-RENT, COMM, UTILITIES			
					24XX-PRINT & REPRO			
					26XX-SUPPLIES & MATERIALS	113	113	113
				5-ADMINISTRATION Total		427,046	354,900	331,609
3227EM Total						3,425,079	3,352,932	331,609
3228EM	OREGON	KATRINA	9/7/2005	2-INFRASTRUCTURE	416X-PUBLIC ASSISTANCE	2,047,247	2,047,243	390,680
				2-INFRASTRUCTURE Total		2,047,247	2,047,243	390,680
				5-ADMINISTRATION	11XX-SALARIES & BENEFITS	24,131	17,674	17,674
					21XX-TRAVEL	20,922	20,422	13,842
					22XX-TRANSPORTION			
					23XX-RENT, COMM, UTILITIES			
					24XX-PRINT & REPRO			
					26XX-SUPPLIES & MATERIALS			
				5-ADMINISTRATION Total		45,053	38,096	31,516
3228EM Total						2,092,300	2,085,339	422,196
3229EM	NEW MEXICO	KATRINA	9/7/2005	2-INFRASTRUCTURE	2594-INSPECTIONS	139,828	139,836	100,559
					416X-PUBLIC ASSISTANCE	2,000,000	702,750	32,569
				2-INFRASTRUCTURE Total		2,139,828	842,586	133,128
				5-ADMINISTRATION	11XX-SALARIES & BENEFITS	56,149	25,737	25,737
					21XX-TRAVEL	44,242	44,242	40,572
					22XX-TRANSPORTION	2,500		
					23XX-RENT, COMM, UTILITIES			
					24XX-PRINT & REPRO	500	37	37
					25XX-OTHER SERVICES			
					26XX-SUPPLIES & MATERIALS	3,116	116	16
					31XX-EQUIPMENT			
				5-ADMINISTRATION Total		106,507	70,132	66,361
3229EM Total						2,246,335	912,718	199,489
3230EM	ILLINOIS	KATRINA	9/7/2005	2-INFRASTRUCTURE	416X-PUBLIC ASSISTANCE	2,418,578	1,420,517	1,071,671
				2-INFRASTRUCTURE Total		2,418,578	1,420,517	1,071,671
				5-ADMINISTRATION	11XX-SALARIES & BENEFITS	146,281	125,718	125,718
					21XX-TRAVEL	103,837	92,303	54,291
					22XX-TRANSPORTION			
					23XX-RENT, COMM, UTILITIES			
					24XX-PRINT & REPRO			
					26XX-SUPPLIES & MATERIALS			
				5-ADMINISTRATION Total		250,118	218,021	180,010
3230EM Total						2,668,696	1,638,539	1,251,681
3231EM	KENTUCKY	KATRINA	9/10/2005	2-INFRASTRUCTURE	416X-PUBLIC ASSISTANCE	4,300,000	4,259,405	1,662,933
				2-INFRASTRUCTURE Total		4,300,000	4,259,405	1,662,933
				5-ADMINISTRATION	11XX-SALARIES & BENEFITS			
					21XX-TRAVEL	7,961	7,961	7,961
					22XX-TRANSPORTION			
					23XX-RENT, COMM, UTILITIES			
					24XX-PRINT & REPRO			
					2501-MISSIONS-FOS	2,000	2,000	
					26XX-SUPPLIES & MATERIALS			
				5-ADMINISTRATION Total		9,961	9,961	7,961
3231EM Total						4,309,961	4,269,366	1,670,893
3232EM	MISSOURI	KATRINA	9/10/2005	2-INFRASTRUCTURE	416X-PUBLIC ASSISTANCE	2,005,000	1,958,975	33,600
				2-INFRASTRUCTURE Total		2,005,000	1,958,975	33,600
				5-ADMINISTRATION	11XX-SALARIES & BENEFITS	426,072	398,437	398,437
					21XX-TRAVEL	233,823	231,172	216,590
					22XX-TRANSPORTION	1,000	1,000	1,000
					23XX-RENT, COMM, UTILITIES			
					24XX-PRINT & REPRO			
					2501-MISSIONS-FOS	5,000	5,000	
					26XX-SUPPLIES & MATERIALS	5,000	5,000	4,328
				5-ADMINISTRATION Total		670,895	640,609	620,355
3232EM Total						2,675,895	2,599,584	653,955
3233EM	SOUTH CAROLINA	KATRINA	9/10/2005	2-INFRASTRUCTURE	416X-PUBLIC ASSISTANCE	3,614,915	3,507,849	3,468,013
				2-INFRASTRUCTURE Total		3,614,915	3,507,849	3,468,013
				5-ADMINISTRATION	11XX-SALARIES & BENEFITS			

PROG CODE	STATE NAME	EVENT NAME	DECLARED	PROGRAM AREA	PROGRAM NAME	ALLOCATIONS	OBLIGATIONS	EXPENDITURES
					21XX-TRAVEL	40,089	40,089	40,089
					22XX-TRANSPORTION			
					23XX-RENT, COMM, UTILITIES			
					24XX-PRINT & REPRO			
					2501-MISSIONS-FOS	2,000	2,000	
					26XX-SUPPLIES & MATERIALS			
					5-ADMINISTRATION Total	42,089	42,089	40,089
3233EM Total						3,657,004	3,549,938	3,508,102
3234EM	SOUTH DAKOTA	KATRINA	9/10/2005	2-INFRASTRUCTURE	416X-PUBLIC ASSISTANCE	261,722	261,676	211,332
					2-INFRASTRUCTURE Total	261,722	261,676	211,332
				5-ADMINISTRATION	11XX-SALARIES & BENEFITS	20,700	2,086	2,086
					21XX-TRAVEL	10,000	10,044	8,266
					22XX-TRANSPORTION			
					23XX-RENT, COMM, UTILITIES			
					24XX-PRINT & REPRO			
					26XX-SUPPLIES & MATERIALS	2,000		
					5-ADMINISTRATION Total	32,700	12,130	10,352
3234EM Total						294,422	273,805	221,684
3235EM	PENNSYLVANIA	KATRINA	9/10/2005	2-INFRASTRUCTURE	416X-PUBLIC ASSISTANCE	2,779,000	2,637,905	1,780,214
					2-INFRASTRUCTURE Total	2,779,000	2,637,905	1,780,214
				5-ADMINISTRATION	11XX-SALARIES & BENEFITS	163,996	168,854	168,854
					21XX-TRAVEL	101,429	92,583	88,264
					22XX-TRANSPORTION			
					23XX-RENT, COMM, UTILITIES			
					24XX-PRINT & REPRO			
					26XX-SUPPLIES & MATERIALS			
					5-ADMINISTRATION Total	265,425	261,436	257,117
3235EM Total						3,044,425	2,899,341	2,037,331
3236EM	KANSAS	KATRINA	9/10/2005	2-INFRASTRUCTURE	416X-PUBLIC ASSISTANCE	163,200	163,069	153,933
					2-INFRASTRUCTURE Total	163,200	163,069	153,933
				5-ADMINISTRATION	11XX-SALARIES & BENEFITS			
					21XX-TRAVEL	187	187	187
					22XX-TRANSPORTION			
					23XX-RENT, COMM, UTILITIES			
					24XX-PRINT & REPRO			
					26XX-SUPPLIES & MATERIALS			
					5-ADMINISTRATION Total	187	187	187
3236EM Total						163,387	163,255	154,120
3237EM	ALABAMA	KATRINA	9/10/2005	2-INFRASTRUCTURE	416X-PUBLIC ASSISTANCE	3,000,000	2,932,201	2,313,662
					2-INFRASTRUCTURE Total	3,000,000	2,932,201	2,313,662
				4-OPERATIONS	2508-MISSIONS-DFA	1,000,000	1,000,000	
					4-OPERATIONS Total	1,000,000	1,000,000	
				5-ADMINISTRATION	11XX-SALARIES & BENEFITS			
					21XX-TRAVEL			
					22XX-TRANSPORTION			
					23XX-RENT, COMM, UTILITIES			
					24XX-PRINT & REPRO			
					26XX-SUPPLIES & MATERIALS			
					5-ADMINISTRATION Total			
3237EM Total						4,000,000	3,932,201	2,313,662
3238EM	INDIANA	KATRINA	9/10/2005	2-INFRASTRUCTURE	416X-PUBLIC ASSISTANCE	4,127,992	3,861,626	36,250
					2-INFRASTRUCTURE Total	4,127,992	3,861,626	36,250
				5-ADMINISTRATION	11XX-SALARIES & BENEFITS	12,264	1,942	1,942
					21XX-TRAVEL	10,600	450	354
					22XX-TRANSPORTION			
					23XX-RENT, COMM, UTILITIES			
					24XX-PRINT & REPRO			
					26XX-SUPPLIES & MATERIALS			
					5-ADMINISTRATION Total	22,864	2,392	2,297
3238EM Total						4,150,856	3,864,018	38,546
3239EM	IOWA	KATRINA	9/10/2005	2-INFRASTRUCTURE	416X-PUBLIC ASSISTANCE	222,618	222,618	213,991
					2-INFRASTRUCTURE Total	222,618	222,618	213,991
				5-ADMINISTRATION	11XX-SALARIES & BENEFITS	10,350	712	712
					21XX-TRAVEL	4,928	4,928	4,928
					22XX-TRANSPORTION			
					23XX-RENT, COMM, UTILITIES			

PROG CODE	STATE NAME	EVENT NAME	DECLARED	PROGRAM AREA	PROGRAM NAME	ALLOCATIONS	OBLIGATIONS	EXPENDITURES
					24XX-PRINT & REPRO			
					26XX-SUPPLIES & MATERIALS			
				5-ADMINISTRATION Total		15,278	5,639	5,639
3239EM Total						237,895	228,257	219,630
3240EM	VIRGINIA	KATRINA	9/12/2005	2-INFRASTRUCTURE	2594-INSPECTIONS	339,100	339,100	183,181
					416X-PUBLIC ASSISTANCE	254,000	253,746	244,390
				2-INFRASTRUCTURE Total		593,100	592,846	427,571
				5-ADMINISTRATION	11XX-SALARIES & BENEFITS	102,910	99,319	99,319
					21XX-TRAVEL	28,000	10,737	10,737
					22XX-TRANSPORTION			
					23XX-RENT, COMM, UTILITIES			
					24XX-PRINT & REPRO			
					26XX-SUPPLIES & MATERIALS			
				5-ADMINISTRATION Total		130,910	110,056	110,056
3240EM Total						724,010	702,903	537,627
3241EM	ARIZONA	KATRINA	9/12/2005	2-INFRASTRUCTURE	416X-PUBLIC ASSISTANCE	5,280,730	5,266,403	4,905,710
				2-INFRASTRUCTURE Total		5,280,730	5,266,403	4,905,710
				5-ADMINISTRATION	11XX-SALARIES & BENEFITS	76,680	74,777	74,777
					21XX-TRAVEL	180,758	170,031	151,528
					22XX-TRANSPORTION			
					23XX-RENT, COMM, UTILITIES			
					24XX-PRINT & REPRO			
					2501-MISSIONS-FOS	2,000,000	2,000,000	1,963
					26XX-SUPPLIES & MATERIALS			
				5-ADMINISTRATION Total		2,257,438	2,244,808	228,268
3241EM Total						7,538,168	7,511,211	5,133,978
3242EM	MINNESOTA	KATRINA	9/13/2005	2-INFRASTRUCTURE	416X-PUBLIC ASSISTANCE	15,000,000	3,850,126	981,368
				2-INFRASTRUCTURE Total		15,000,000	3,850,126	981,368
				5-ADMINISTRATION	11XX-SALARIES & BENEFITS	11,150		
					21XX-TRAVEL	13,300		
					22XX-TRANSPORTION			
					23XX-RENT, COMM, UTILITIES			
					24XX-PRINT & REPRO			
					26XX-SUPPLIES & MATERIALS			
				5-ADMINISTRATION Total		24,450		
3242EM Total						15,024,450	3,850,126	981,368
3243EM	NEVADA	KATRINA	9/13/2005	2-INFRASTRUCTURE	416X-PUBLIC ASSISTANCE	1,000,000	695,907	495,059
				2-INFRASTRUCTURE Total		1,000,000	695,907	495,059
				5-ADMINISTRATION	11XX-SALARIES & BENEFITS	102,420	98,628	98,628
					21XX-TRAVEL	214,799	198,836	174,677
					22XX-TRANSPORTION			
					23XX-RENT, COMM, UTILITIES			
					24XX-PRINT & REPRO			
					26XX-SUPPLIES & MATERIALS			
				5-ADMINISTRATION Total		317,219	297,464	273,306
3243EM Total						1,317,219	993,371	768,364
3244EM	IDAHO	KATRINA	9/13/2005	2-INFRASTRUCTURE	416X-PUBLIC ASSISTANCE	584,137	584,134	132,670
				2-INFRASTRUCTURE Total		584,137	584,134	132,670
				5-ADMINISTRATION	11XX-SALARIES & BENEFITS	20,700	5,965	5,965
					21XX-TRAVEL	15,000	4,143	3,894
					22XX-TRANSPORTION			
					23XX-RENT, COMM, UTILITIES			
					24XX-PRINT & REPRO			
					26XX-SUPPLIES & MATERIALS			
				5-ADMINISTRATION Total		35,700	10,108	9,860
3244EM Total						619,837	594,243	142,529
3245EM	NEBRASKA	KATRINA	9/13/2005	2-INFRASTRUCTURE	416X-PUBLIC ASSISTANCE	210,100	210,100	73,846
				2-INFRASTRUCTURE Total		210,100	210,100	73,846
				5-ADMINISTRATION	11XX-SALARIES & BENEFITS			
					21XX-TRAVEL	1,302	1,302	1,302
					22XX-TRANSPORTION			
					23XX-RENT, COMM, UTILITIES			
					24XX-PRINT & REPRO			
					26XX-SUPPLIES & MATERIALS			
				5-ADMINISTRATION Total		1,302	1,302	1,302
3245EM Total						211,402	211,402	75,147

PROG CODE	STATE NAME	EVENT NAME	DECLARED	PROGRAM AREA	PROGRAM NAME	ALLOCATIONS	OBLIGATIONS	EXPENDITURES
3246EM	CONNECTICUT	KATRINA	9/13/2005	2-INFRASTRUCTURE	416X-PUBLIC ASSISTANCE	1,000,000	678,549	
				2-INFRASTRUCTURE Total		1,000,000	678,549	
				5-ADMINISTRATION	11XX-SALARIES & BENEFITS	23,373	17,731	17,731
					21XX-TRAVEL	19,928	19,928	6,209
					22XX-TRANSPORTION			
					23XX-RENT, COMM, UTILITIES			
					24XX-PRINT & REPRO			
26XX-SUPPLIES & MATERIALS								
5-ADMINISTRATION Total		43,301	37,659	23,940				
3246EM Total						1,043,301	716,207	23,940
3247EM	NORTH DAKOTA	KATRINA	9/13/2005	2-INFRASTRUCTURE	416X-PUBLIC ASSISTANCE	23,747	23,747	
				2-INFRASTRUCTURE Total		23,747	23,747	
				5-ADMINISTRATION	11XX-SALARIES & BENEFITS	20,700	13,438	13,438
					21XX-TRAVEL	17,053	17,052	16,689
					22XX-TRANSPORTION	500		
					23XX-RENT, COMM, UTILITIES			
					24XX-PRINT & REPRO			
25XX-OTHER SERVICES	1,233	1,233						
26XX-SUPPLIES & MATERIALS	2,500							
5-ADMINISTRATION Total		41,985	31,723	30,127				
3247EM Total						65,732	55,470	30,127
3248EM	CALIFORNIA	KATRINA	9/13/2005	2-INFRASTRUCTURE	416X-PUBLIC ASSISTANCE	200,000	1,289	
				2-INFRASTRUCTURE Total		200,000	1,289	
				5-ADMINISTRATION	11XX-SALARIES & BENEFITS	338,820	334,897	334,897
					21XX-TRAVEL	364,500	335,957	286,670
					22XX-TRANSPORTION			
					23XX-RENT, COMM, UTILITIES			
					24XX-PRINT & REPRO			
26XX-SUPPLIES & MATERIALS								
5-ADMINISTRATION Total		703,320	670,853	621,567				
3248EM Total						903,320	672,142	621,567
3249EM	WISCONSIN	KATRINA	9/13/2005	2-INFRASTRUCTURE	416X-PUBLIC ASSISTANCE	3,501,228	2,970,100	863,259
				2-INFRASTRUCTURE Total		3,501,228	2,970,100	863,259
				5-ADMINISTRATION	11XX-SALARIES & BENEFITS	11,437	1,137	1,137
					21XX-TRAVEL	13,300	88	88
					22XX-TRANSPORTION			
					23XX-RENT, COMM, UTILITIES			
					24XX-PRINT & REPRO			
26XX-SUPPLIES & MATERIALS								
5-ADMINISTRATION Total		24,737	1,225	1,225				
3249EM Total						3,525,965	2,971,325	864,484
3250EM	OHIO	KATRINA	9/13/2005	2-INFRASTRUCTURE	416X-PUBLIC ASSISTANCE	2,518,180	2,491,579	1,437,698
				2-INFRASTRUCTURE Total		2,518,180	2,491,579	1,437,698
				5-ADMINISTRATION	11XX-SALARIES & BENEFITS	12,050		
					21XX-TRAVEL	13,300		
					22XX-TRANSPORTION			
					23XX-RENT, COMM, UTILITIES			
					24XX-PRINT & REPRO			
26XX-SUPPLIES & MATERIALS								
5-ADMINISTRATION Total		25,350						
3250EM Total						2,543,530	2,491,579	1,437,698
3251EM	MARYLAND	KATRINA	9/13/2005	2-INFRASTRUCTURE	416X-PUBLIC ASSISTANCE	1,637,550	1,563,694	1,034,088
				2-INFRASTRUCTURE Total		1,637,550	1,563,694	1,034,088
				5-ADMINISTRATION	11XX-SALARIES & BENEFITS	44,214	28,479	28,479
					21XX-TRAVEL	62,112	54,368	54,368
					22XX-TRANSPORTION			
					23XX-RENT, COMM, UTILITIES			
					24XX-PRINT & REPRO			
26XX-SUPPLIES & MATERIALS								
5-ADMINISTRATION Total		106,326	82,847	82,847				
3251EM Total						1,743,876	1,646,541	1,116,935
3252EM	MASSACHUSETTS	KATRINA	9/13/2005	2-INFRASTRUCTURE	416X-PUBLIC ASSISTANCE	5,350,000	5,284,967	5,221,767
				2-INFRASTRUCTURE Total		5,350,000	5,284,967	5,221,767
				5-ADMINISTRATION	11XX-SALARIES & BENEFITS	248,330	268,201	268,201
					21XX-TRAVEL	165,166	130,166	110,002
	22XX-TRANSPORTION	1,000	1,000	417				

PROG CODE	STATE NAME	EVENT NAME	DECLARED	PROGRAM AREA	PROGRAM NAME	ALLOCATIONS	OBLIGATIONS	EXPENDITURES
					23XX-RENT, COMM, UTILITIES 24XX-PRINT & REPRO 26XX-SUPPLIES & MATERIALS			
5-ADMINISTRATION Total						414,496	399,367	378,620
3252EM Total						5,764,496	5,684,334	5,600,387
3253EM	MONTANA	KATRINA	9/13/2005	2-INFRASTRUCTURE	416X-PUBLIC ASSISTANCE	400,000	397,372	117,775
2-INFRASTRUCTURE Total						400,000	397,372	117,775
5-ADMINISTRATION								
11XX-SALARIES & BENEFITS						26,452	21,279	21,279
21XX-TRAVEL						13,904	13,507	10,302
22XX-TRANSPORTION								
23XX-RENT, COMM, UTILITIES								
24XX-PRINT & REPRO								
26XX-SUPPLIES & MATERIALS						2,500		
5-ADMINISTRATION Total						42,856	34,786	31,581
3253EM Total						442,856	432,158	149,356
3255EM	RHODE ISLAND	KATRINA	9/19/2005	2-INFRASTRUCTURE	416X-PUBLIC ASSISTANCE	1,500,000	1,131,503	927,088
2-INFRASTRUCTURE Total						1,500,000	1,131,503	927,088
5-ADMINISTRATION								
11XX-SALARIES & BENEFITS						10,916	8,320	8,320
21XX-TRAVEL						13,792	13,792	7,916
22XX-TRANSPORTION								
23XX-RENT, COMM, UTILITIES								
24XX-PRINT & REPRO								
26XX-SUPPLIES & MATERIALS								
5-ADMINISTRATION Total						24,708	22,112	16,236
3255EM Total						1,524,708	1,153,615	943,324
3256EM	MAINE	KATRINA	9/19/2005	2-INFRASTRUCTURE	416X-PUBLIC ASSISTANCE	100,000	51,276	47,575
2-INFRASTRUCTURE Total						100,000	51,276	47,575
5-ADMINISTRATION								
11XX-SALARIES & BENEFITS								
21XX-TRAVEL						6,000	6,000	
22XX-TRANSPORTION								
23XX-RENT, COMM, UTILITIES								
24XX-PRINT & REPRO								
26XX-SUPPLIES & MATERIALS								
5-ADMINISTRATION Total						6,000	6,000	
3256EM Total						106,000	57,276	47,575
3257EM	NEW JERSEY	KATRINA	9/19/2005	2-INFRASTRUCTURE	416X-PUBLIC ASSISTANCE	120,026	120,026	116,692
2-INFRASTRUCTURE Total						120,026	120,026	116,692
5-ADMINISTRATION								
11XX-SALARIES & BENEFITS						62,651	56,238	56,238
21XX-TRAVEL						18,466	7,923	1,774
22XX-TRANSPORTION						200	200	135
23XX-RENT, COMM, UTILITIES								
24XX-PRINT & REPRO								
26XX-SUPPLIES & MATERIALS								
5-ADMINISTRATION Total						81,317	64,361	58,147
3257EM Total						201,343	184,387	174,838
3258EM	NEW HAMPSHIRE	KATRINA	9/19/2005	2-INFRASTRUCTURE	416X-PUBLIC ASSISTANCE	100,000	9,887	9,887
2-INFRASTRUCTURE Total						100,000	9,887	9,887
5-ADMINISTRATION								
11XX-SALARIES & BENEFITS								
21XX-TRAVEL						6,000	6,000	92
22XX-TRANSPORTION								
23XX-RENT, COMM, UTILITIES								
24XX-PRINT & REPRO								
26XX-SUPPLIES & MATERIALS								
5-ADMINISTRATION Total						6,000	6,000	92
3258EM Total						106,000	15,887	9,979
3259EM	FLORIDA	RITA	9/20/2005	2-INFRASTRUCTURE	416X-PUBLIC ASSISTANCE	9,100,000	8,921,857	5,147,330
2-INFRASTRUCTURE Total						9,100,000	8,921,857	5,147,330
4-OPERATIONS								
2508-MISSIONS-DFA						10,000	10,000	
4-OPERATIONS Total						10,000	10,000	
5-ADMINISTRATION								
11XX-SALARIES & BENEFITS						19,741	19,741	19,741
21XX-TRAVEL						25,060	25,060	25,060
22XX-TRANSPORTION								
23XX-RENT, COMM, UTILITIES								
24XX-PRINT & REPRO								
2501-MISSIONS-FOS						1,236,000	1,236,000	24,459
26XX-SUPPLIES & MATERIALS								

PROG CODE	STATE NAME	EVENT NAME	DECLARED	PROGRAM AREA	PROGRAM NAME	ALLOCATIONS	OBLIGATIONS	EXPENDITURES
5-ADMINISTRATION Total						1,280,801	1,280,801	69,260
3259EM Total						10,390,801	10,212,657	5,216,589
3260EM	LOUISIANA	RITA	9/21/2005	2-INFRASTRUCTURE	416X-PUBLIC ASSISTANCE			
2-INFRASTRUCTURE Total								
4-OPERATIONS						2508-MISSIONS-DFA	100,000	100,000
4-OPERATIONS Total						100,000	100,000	
5-ADMINISTRATION						11XX-SALARIES & BENEFITS		
						21XX-TRAVEL		
						22XX-TRANSPORTION		
						23XX-RENT, COMM, UTILITIES		
						24XX-PRINT & REPRO		
						2501-MISSIONS-FOS	175,000	175,000
						26XX-SUPPLIES & MATERIALS		
5-ADMINISTRATION Total						175,000	175,000	
3260EM Total						275,000	275,000	
3261EM	TEXAS	RITA	9/21/2005	2-INFRASTRUCTURE	416X-PUBLIC ASSISTANCE	6,015,000	5,876,046	5,521,157
2-INFRASTRUCTURE Total						6,015,000	5,876,046	5,521,157
4-OPERATIONS						2508-MISSIONS-DFA	5,000,000	5,000,000
4-OPERATIONS Total						5,000,000	5,000,000	
5-ADMINISTRATION						11XX-SALARIES & BENEFITS	18,793	18,793
						21XX-TRAVEL	13,238	13,238
						22XX-TRANSPORTION		
						23XX-RENT, COMM, UTILITIES	50,000	50,000
						24XX-PRINT & REPRO	20,000	20,000
						2501-MISSIONS-FOS	97,630,802	97,630,802
						25XX-OTHER SERVICES	1,165,737	1,165,737
						26XX-SUPPLIES & MATERIALS	591,787	397,723
						31XX-EQUIPMENT	1,363,983	1,312,357
5-ADMINISTRATION Total						100,854,341	100,854,341	6,376,746
3261EM Total						111,869,341	111,730,387	11,897,903
3262EM	NEW YORK	KATRINA	9/30/2005	2-INFRASTRUCTURE	416X-PUBLIC ASSISTANCE	1,644,588	1,644,588	992,025
2-INFRASTRUCTURE Total						1,644,588	1,644,588	992,025
5-ADMINISTRATION						11XX-SALARIES & BENEFITS	273,100	231,484
						21XX-TRAVEL	80,800	77,479
						22XX-TRANSPORTION	200	200
5-ADMINISTRATION Total						354,100	309,163	298,216
3262EM Total						1,998,688	1,953,751	1,290,241
3263EM	DELAWARE	KATRINA	9/30/2005	2-INFRASTRUCTURE	416X-PUBLIC ASSISTANCE	101,941	100,286	77,707
2-INFRASTRUCTURE Total						101,941	100,286	77,707
5-ADMINISTRATION						11XX-SALARIES & BENEFITS	45,400	
						21XX-TRAVEL	3,500	443
5-ADMINISTRATION Total						48,900	443	443
3263EM Total						150,841	100,729	78,150
Grand Total						36,907,050,220	34,182,474,977	20,132,779,193

FINANCIAL INFORMATION TOOL
FOR HURRICANE KATRINA, RITA, & WILMA DECLARATIONS ONLY
MISSION ASSIGNMENTS ONLY

AS OF 07-05-2006

AGENCY	OBLIGATIONS	EXPENDITURES
AID	17,354,000	13,561
APHIS	400,000	
ARC	55,000	11,159
BIA	317,600	
BTS	200,000	
BUREC	2,089,000	
CBP	42,957,949	6,226,284
CDC	20,098,500	
CIA	200,000	
CNCS	5,014,126	
COE-LRD	15,000	2,522
COE-MVD	4,199,866,516	381,581,810
COE-NAD		
COE-SAD	474,676,445	77,199,698
COE-SWD	265,928,900	21,636,778
DHSOIG	200,000	
DHUD	83,065,000	35,112,603
DOC	1,400,000	409,820
DOD	1,034,000,742	293,334,321
DOE	505,000	13,013
DOED	230,000	
DOI	1,387,784	93,213
DOL	325,000	14,946
DOS	55,000	
DOT	572,434,154	257,426,478
EEOC	200,000	
EPA	357,371,200	9,398,166
FAA		
FCC	200,000	
FCSIC	200,000	
FLETC	460,103	438,223
FMSHRC	200,000	
FNS	20,000	
FPS	238,429,285	62,341,389
GSA	78,873,268	516,192

AGENCY	OBLIGATIONS	EXPENDITURES
HHS	256,404,997	2,735,966
IAIP	214,000	
ICE	36,417,200	266,152
MSPB		
NAR	880,380	
NASA	541,500	
NCPC	20,000	7,469
NCS	13,220,685	134,058
NCUA		
NGA	1,310,000	5,714
NLRB	240,000	215,543
NOAA	5,155,000	
NPS	157,000	
NRC	200,000	
NSF	200,000	
OCFO	210,000	
OPM	615,000	
OSHA	21,625,000	
OSLGCP	200,000	
RRB	5,419	5,419
S&T	100,000	
SBA	200,000	
SCS	11,800	
SEC	2,000	
SSA	1,225,000	817,397
TREAS	2,790,650	65,863
TSA	455,000	
TVA	11,264,271	2,198,750
USCG	442,418,501	11,610,623
USCIS	910,000	
USDA	19,360,500	
USDJ	55,794,600	3,300,991
USFS	365,680,288	4,262,381
USFWS		
USGS	499,300	
USPC	5,697,217	546,985
USPHS		
USPS	1,126,889	129,208
USSS	8,800	
VA	10,075,000	
Grand Total	8,653,965,570	1,172,072,695

**FINANCIAL INFORMATION TOOL
FOR HURRICANE KATRINA, RITA, & WILMA DECLARATIONS ONLY
MISSION ASSIGNMENTS ONLY
AS OF 07-05-2006**

PROG CODE	STATE NAME	EVENT NAME	AGENCY	PROGRAM NAME	OBLIGATIONS	EXPENDITURES
1602DR	FLORIDA	KATRINA	CBP	2501-MISSIONS-FOS	11,447,424	6,226,284
			COE-SAD	2501-MISSIONS-FOS	335,000	43,895
			DOD	2501-MISSIONS-FOS	100,000	
			DOE	2501-MISSIONS-FOS	10,000	
			DOT	2501-MISSIONS-FOS	2,018,500	997,472
			EPA	2501-MISSIONS-FOS	20,000	
			GSA	2501-MISSIONS-FOS	155,000	
			HHS	2501-MISSIONS-FOS	365,000	
			NCS	2501-MISSIONS-FOS	10,000	
			USCG	2501-MISSIONS-FOS	1	
			USDA	2501-MISSIONS-FOS	10,000	
				2507-MISSIONS-TA	10,000	
				USFS	2501-MISSIONS-FOS	725,000
1602DR Total					15,205,925	7,267,650
1603DR	LOUISIANA	KATRINA	APHIS	2501-MISSIONS-FOS	368,000	
				2508-MISSIONS-DFA	12,000	
			ARC	2501-MISSIONS-FOS	50,000	11,159
			BUREC	2501-MISSIONS-FOS	1,089,000	
			CBP	2501-MISSIONS-FOS	16,005,525	
			CDC	2508-MISSIONS-DFA	17,423,500	
			CNCS	2501-MISSIONS-FOS	1,524,626	
			COE-MVD	2501-MISSIONS-FOS	47,434,364	2,760,262
				2507-MISSIONS-TA	7,000,000	253,090
				2508-MISSIONS-DFA	2,130,672,000	58,082,567
			DHUD	2501-MISSIONS-FOS	3,695,000	872,238
				2508-MISSIONS-DFA	79,000,000	34,184,914
			DOC	2501-MISSIONS-FOS	150,000	
			DOD	2501-MISSIONS-FOS	128,697,000	15,241,564
				2507-MISSIONS-TA	271,500	
				2508-MISSIONS-DFA	24,812,000	1,188,791
			DOE	2501-MISSIONS-FOS	80,000	
			DOED	2508-MISSIONS-DFA		
			DOI	2501-MISSIONS-FOS	359,000	
			DOL	2501-MISSIONS-FOS		
			DOS	2501-MISSIONS-FOS	55,000	
			DOT	2501-MISSIONS-FOS	71,096,591	9,154,614
				2508-MISSIONS-DFA	294,920,991	170,759,370
			EPA	2501-MISSIONS-FOS	22,517,000	
				2507-MISSIONS-TA	2,500,000	
				2508-MISSIONS-DFA	197,000,000	
			FNS	2501-MISSIONS-FOS	20,000	
			FPS	2501-MISSIONS-FOS	153,717,420	61,833,932
				2507-MISSIONS-TA		
				2508-MISSIONS-DFA		
			GSA	2501-MISSIONS-FOS	2,949,500	64,864
				2508-MISSIONS-DFA		
			HHS	2501-MISSIONS-FOS	615,000	
2507-MISSIONS-TA	30,000					
2508-MISSIONS-DFA	82,686,997					

PROG CODE	STATE NAME	EVENT NAME	AGENCY	PROGRAM NAME	OBLIGATIONS	EXPENDITURES
			ICE	2501-MISSIONS-FOS	12,405,000	
				2508-MISSIONS-DFA	18,500,000	
			NAR	2508-MISSIONS-DFA	855,380	
			NASA	2501-MISSIONS-FOS	91,500	
			NCS	2501-MISSIONS-FOS	3,900,000	134,207
				2508-MISSIONS-DFA	1,000,000	
			NGA	2501-MISSIONS-FOS	520,000	
			NOAA	2501-MISSIONS-FOS	1,750,000	
			OCFO	2501-MISSIONS-FOS	10,000	
			OSHA	2501-MISSIONS-FOS	525,000	
			SBA	2501-MISSIONS-FOS		
			TREAS	2501-MISSIONS-FOS	160,000	
			TVA	2501-MISSIONS-FOS	1,937,772	830,284
				2508-MISSIONS-DFA		
			USCG	2501-MISSIONS-FOS	3,275,000	
				2507-MISSIONS-TA	37,500	
				2508-MISSIONS-DFA	165,000,000	11,162,254
			USDA	2501-MISSIONS-FOS	1,176,000	
				2508-MISSIONS-DFA	10,000,000	
			USDJ	2501-MISSIONS-FOS	2,764,600	
				2507-MISSIONS-TA	150,000	
				2508-MISSIONS-DFA	45,313,000	3,219,744
			USFS	2501-MISSIONS-FOS	138,600,000	4,200,758
				2508-MISSIONS-DFA		
			USGS	2501-MISSIONS-FOS	250,000	
			USPHS	2501-MISSIONS-FOS		
			USPS	2501-MISSIONS-FOS	83,270	83,270
			VA	2501-MISSIONS-FOS	50,000	
1603DR Total					3,695,106,036	374,037,882
1604DR	MISSISSIPPI	KATRINA	AID	2501-MISSIONS-FOS	17,314,000	10,734
			BTS	2501-MISSIONS-FOS	200,000	
			CBP	2501-MISSIONS-FOS	3,505,000	
				2508-MISSIONS-DFA		
			CNCS	2501-MISSIONS-FOS	7,500	
				2508-MISSIONS-DFA	1,508,000	
			COE-LRD	2501-MISSIONS-FOS	15,000	2,522
			COE-MVD	2501-MISSIONS-FOS	454,775,740	108,277,061
				2507-MISSIONS-TA	243,256	129,871
				2508-MISSIONS-DFA	1,271,755,595	156,430,598
			COE-SAD	2501-MISSIONS-FOS		
			DHSOIG	2501-MISSIONS-FOS	200,000	
			DHUD	2501-MISSIONS-FOS	150,000	55,451
			DOC	2501-MISSIONS-FOS	1,000,000	409,820
				2507-MISSIONS-TA	50,000	
			DOD	2501-MISSIONS-FOS	770,190,415	267,488,873
				2508-MISSIONS-DFA	54,950,345	3,763,316
			DOE	2501-MISSIONS-FOS	270,000	13,013
			DOED	2501-MISSIONS-FOS	205,000	
			DOI	2501-MISSIONS-FOS	995,400	93,213
			DOL	2501-MISSIONS-FOS	325,000	14,946
			DOS	2501-MISSIONS-FOS		
			DOT	2501-MISSIONS-FOS	64,811,314	20,207,654
				2507-MISSIONS-TA	50,000	
				2508-MISSIONS-DFA	3,353,213	
			EEOC	2501-MISSIONS-FOS	200,000	

PROG CODE	STATE NAME	EVENT NAME	AGENCY	PROGRAM NAME	OBLIGATIONS	EXPENDITURES
			EPA	2501-MISSIONS-FOS	2,529,200	749,562
				2507-MISSIONS-TA	12,300,000	1,543,423
				2508-MISSIONS-DFA	55,500,000	6,477,839
			FAA	2501-MISSIONS-FOS		
			FCC	2501-MISSIONS-FOS	200,000	
			FCSIC	2501-MISSIONS-FOS	200,000	
			FLETC	2501-MISSIONS-FOS	460,103	438,223
			FMSHRC	2501-MISSIONS-FOS	200,000	
			FPS	2501-MISSIONS-FOS	28,452,767	284,362
				2508-MISSIONS-DFA	700,000	168,611
			GSA	2501-MISSIONS-FOS	60,208,268	422,737
				2508-MISSIONS-DFA		
			HHS	2501-MISSIONS-FOS	695,000	
				2507-MISSIONS-TA	207,500	
				2508-MISSIONS-DFA	64,815,500	2,735,966
			IAIP	2501-MISSIONS-FOS	214,000	
			ICE	2501-MISSIONS-FOS	5,012,200	266,152
			MSPB	2501-MISSIONS-FOS		
			NAR	2501-MISSIONS-FOS	25,000	
			NASA	2501-MISSIONS-FOS	400,000	
				2508-MISSIONS-DFA	50,000	
			NCPC	2501-MISSIONS-FOS	20,000	7,469
			NCS	2501-MISSIONS-FOS	2,325,000	
				2508-MISSIONS-DFA		
			NCUA	2501-MISSIONS-FOS		
			NGA	2501-MISSIONS-FOS	100,000	5,714
			NLRB	2501-MISSIONS-FOS	240,000	215,543
			NOAA	2501-MISSIONS-FOS		
				2508-MISSIONS-DFA	500,000	
			NPS	2507-MISSIONS-TA	157,000	
			NRC	2501-MISSIONS-FOS	200,000	
			NSF	2501-MISSIONS-FOS	200,000	
			OCFO	2501-MISSIONS-FOS	200,000	
			OPM	2501-MISSIONS-FOS	615,000	
			OSHA	2501-MISSIONS-FOS	21,100,000	
			OSLGCP	2501-MISSIONS-FOS	200,000	
			RRB	2501-MISSIONS-FOS	5,419	5,419
			S&T	2501-MISSIONS-FOS	100,000	
			SBA	2501-MISSIONS-FOS	200,000	
			SCS	2501-MISSIONS-FOS	11,800	
			SEC	2501-MISSIONS-FOS	2,000	
			SSA	2501-MISSIONS-FOS	1,025,000	817,397
			TREAS	2501-MISSIONS-FOS	2,370,650	31,218
			TSA	2501-MISSIONS-FOS	455,000	
			TVA	2501-MISSIONS-FOS	2,610,876	379,939
			USCG	2501-MISSIONS-FOS	13,970,000	294,253
				2508-MISSIONS-DFA	231,000,000	
			USCIS	2501-MISSIONS-FOS	910,000	
			USDA	2501-MISSIONS-FOS	112,000	
				2507-MISSIONS-TA	12,500	
				2508-MISSIONS-DFA	1,200,000	
			USDJ	2501-MISSIONS-FOS	2,655,000	
				2508-MISSIONS-DFA	4,867,000	81,247
			USFS	2501-MISSIONS-FOS	8,495,000	
				2507-MISSIONS-TA	50,000	

PROG CODE	STATE NAME	EVENT NAME	AGENCY	PROGRAM NAME	OBLIGATIONS	EXPENDITURES
				2508-MISSIONS-DFA	5,500,000	631
			USGS	2501-MISSIONS-FOS	125,300	
			USPC	2501-MISSIONS-FOS	4,697,217	546,985
			USPS	2501-MISSIONS-FOS	43,619	28,619
			USSS	2501-MISSIONS-FOS	8,800	
			VA	2501-MISSIONS-FOS	25,000	
1604DR Total					3,184,553,497	572,398,380
1605DR	ALABAMA	KATRINA	AID	2501-MISSIONS-FOS	40,000	2,827
			CNCS	2508-MISSIONS-DFA	500,000	
			COE-SAD	2501-MISSIONS-FOS	30,300,000	11,868,472
				2508-MISSIONS-DFA	151,000,000	51,280,277
			DHUD	2501-MISSIONS-FOS		
			DOD	2501-MISSIONS-FOS	2,669,482	
			DOE	2501-MISSIONS-FOS	10,000	
			DOS	2501-MISSIONS-FOS		
			DOT	2501-MISSIONS-FOS	24,057,500	12,441,002
				2508-MISSIONS-DFA		
			EPA	2501-MISSIONS-FOS	10,000	4,164
				2507-MISSIONS-TA	3,000,000	119,628
				2508-MISSIONS-DFA	17,000,000	490,047
			FPS	2501-MISSIONS-FOS	5,452,500	54,485
			GSA	2501-MISSIONS-FOS	11,260,000	3,850
			HHS	2501-MISSIONS-FOS	50,000	
				2508-MISSIONS-DFA		
			NCS	2501-MISSIONS-FOS	73,000	
			TREAS	2501-MISSIONS-FOS	180,000	34,645
			TVA	2501-MISSIONS-FOS	3,457,622	988,528
			USCG	2501-MISSIONS-FOS	2,275,000	154,117
				2508-MISSIONS-DFA		
			USDA	2501-MISSIONS-FOS	20,000	
			USFS	2501-MISSIONS-FOS	1,260,000	22,030
			USGS	2501-MISSIONS-FOS	70,500	
			USPS	2501-MISSIONS-FOS	1,000,000	17,319
1605DR Total					253,685,605	77,481,392
1606DR	TEXAS	RITA	ARC	2501-MISSIONS-FOS		
			BIA	2508-MISSIONS-DFA	317,600	
			CNCS	2508-MISSIONS-DFA	224,000	
			COE-MVD	2507-MISSIONS-TA	50,000	
			COE-SWD	2501-MISSIONS-FOS	41,888,900	7,111,335
				2507-MISSIONS-TA	100,000	10,594
				2508-MISSIONS-DFA	213,350,000	14,499,892
			DHUD	2501-MISSIONS-FOS	120,000	
			DOD	2501-MISSIONS-FOS	23,100,000	20,676
				2508-MISSIONS-DFA	2,810,000	
			DOE	2501-MISSIONS-FOS	50,000	
			DOI	2501-MISSIONS-FOS	5,000	
			DOT	2501-MISSIONS-FOS	30,330,742	19,837,312
			EPA	2501-MISSIONS-FOS	10,000	
			FPS	2501-MISSIONS-FOS	7,570,000	
			GSA	2501-MISSIONS-FOS	30,000	(14,376)
			HHS	2501-MISSIONS-FOS	23,000,000	
			NCS	2501-MISSIONS-FOS	340,000	(150)
			NGA	2501-MISSIONS-FOS	690,000	
			NOAA	2501-MISSIONS-FOS	2,790,000	
			TREAS	2501-MISSIONS-FOS	70,000	
			TVA	2501-MISSIONS-FOS	2,080,000	

PROG CODE	STATE NAME	EVENT NAME	AGENCY	PROGRAM NAME	OBLIGATIONS	EXPENDITURES
			USCG	2501-MISSIONS-FOS	100,000	
				2508-MISSIONS-DFA	8,000,000	
			USDA	2501-MISSIONS-FOS	280,000	
				2508-MISSIONS-DFA	650,000	
			USFS	2501-MISSIONS-FOS	124,050,000	
			USGS	2501-MISSIONS-FOS		
			USPC	2501-MISSIONS-FOS	1,000,000	
		VA	2508-MISSIONS-DFA	10,000,000		
1606DR Total					493,006,242	41,465,282
1607DR	LOUISIANA	RITA	BUREC	2501-MISSIONS-FOS	1,000,000	
			CDC	2501-MISSIONS-FOS		
			COE-MVD	2501-MISSIONS-FOS	1,675,000	616,636
				2507-MISSIONS-TA	600,000	264,985
				2508-MISSIONS-DFA	285,500,000	54,710,335
			DOD	2501-MISSIONS-FOS		
				2508-MISSIONS-DFA	11,000,000	1,576,361
			DOT	2501-MISSIONS-FOS	25,110,000	9,677,971
				2508-MISSIONS-DFA	10,000,000	490,697
			EPA	2508-MISSIONS-DFA	39,500,000	
			FPS	2501-MISSIONS-FOS	5,000,000	
			GSA	2501-MISSIONS-FOS	525,500	8,954
			HHS	2508-MISSIONS-DFA	20,100,000	
			NCS	2501-MISSIONS-FOS	5,002,685	
			TREAS	2501-MISSIONS-FOS	10,000	
			USCG	2508-MISSIONS-DFA	18,400,000	
			USDA	2508-MISSIONS-DFA	5,500,000	
			USFS	2508-MISSIONS-DFA	35,000,000	
			USGS	2508-MISSIONS-DFA	36,000	
1607DR Total					463,959,185	67,345,940
1609DR	FLORIDA	WILMA	CIA	2501-MISSIONS-FOS	200,000	
			CNCS	2508-MISSIONS-DFA	1,250,000	
			COE-SAD	2501-MISSIONS-FOS	69,936,445	10,776,763
				2507-MISSIONS-TA	600,000	317,591
				2508-MISSIONS-DFA	222,350,000	2,888,241
			DOC	2501-MISSIONS-FOS	200,000	
			DOD	2501-MISSIONS-FOS	2,650,000	849,573
				2508-MISSIONS-DFA	900,000	6,277
			DOE	2501-MISSIONS-FOS	55,000	
			DOI	2508-MISSIONS-DFA	28,384	
			DOT	2501-MISSIONS-FOS	35,249,501	10,904,657
			EPA	2501-MISSIONS-FOS	40,000	4,264
				2507-MISSIONS-TA	100,000	3,050
				2508-MISSIONS-DFA	300,000	
			FPS	2501-MISSIONS-FOS	30,371,512	
				2508-MISSIONS-DFA	150,000	
			GSA	2501-MISSIONS-FOS	130,000	5,952
			HHS	2501-MISSIONS-FOS	1,230,000	
				2508-MISSIONS-DFA	8,165,000	
			NCS	2501-MISSIONS-FOS	40,000	
				2508-MISSIONS-DFA		
			NOAA	2508-MISSIONS-DFA	115,000	
			NPS	2501-MISSIONS-FOS		
			SSA	2501-MISSIONS-FOS	200,000	
			USCG	2501-MISSIONS-FOS	50,000	
				2508-MISSIONS-DFA	70,000	

PROG CODE	STATE NAME	EVENT NAME	AGENCY	PROGRAM NAME	OBLIGATIONS	EXPENDITURES
			USDA	2501-MISSIONS-FOS	330,000	
			USDJ	2501-MISSIONS-FOS	45,000	
			USFS	2501-MISSIONS-FOS	5,580,000	
			USFWS	2501-MISSIONS-FOS		
			USGS	2501-MISSIONS-FOS	2,500	
1609DR Total					380,338,342	25,756,367
3212EM	LOUISIANA	KATRINA	DOD	2501-MISSIONS-FOS	250,000	
			DOT	2501-MISSIONS-FOS	6,120,000	134,840
			GSA	2501-MISSIONS-FOS		
				2508-MISSIONS-DFA	1,500,000	2,096
			NCS	2501-MISSIONS-FOS		
3212EM Total					7,870,000	136,936
3213EM	MISSISSIPPI	KATRINA	COE-MVD	2501-MISSIONS-FOS	160,561	56,405
			COE-SAD	2501-MISSIONS-FOS		
			DOD	2501-MISSIONS-FOS	10,000	8,103
			DOE	2501-MISSIONS-FOS	20,000	
			DOT	2501-MISSIONS-FOS	35,000	16,915
			EPA	2501-MISSIONS-FOS	10,000	6,189
			FPS	2501-MISSIONS-FOS	188,608	
			GSA	2501-MISSIONS-FOS	1,760,000	6,791
			HHS	2501-MISSIONS-FOS	50,000	
			NCS	2501-MISSIONS-FOS	10,000	
			TVA	2501-MISSIONS-FOS	288,000	
			USDA	2501-MISSIONS-FOS	20,000	
			USFS	2501-MISSIONS-FOS	60,288	
3213EM Total					2,612,457	94,402
3214EM	ALABAMA	KATRINA	APHIS	2501-MISSIONS-FOS		
			COE-SAD	2501-MISSIONS-FOS		
			DOD	2501-MISSIONS-FOS		
			DOE	2501-MISSIONS-FOS		
			DOT	2501-MISSIONS-FOS		
			EPA	2501-MISSIONS-FOS		
				2507-MISSIONS-TA		
			FPS	2501-MISSIONS-FOS	31,478	
			GSA	2501-MISSIONS-FOS		
			HHS	2501-MISSIONS-FOS		
			NCS	2501-MISSIONS-FOS		
			TVA	2501-MISSIONS-FOS		
			USCG	2501-MISSIONS-FOS		
			USDA	2501-MISSIONS-FOS		
			USFS	2501-MISSIONS-FOS		
3214EM Total					31,478	
3215EM	ARKANSAS	KATRINA	DOT	2501-MISSIONS-FOS	50,000	
				2508-MISSIONS-DFA	500,000	
			FPS	2501-MISSIONS-FOS	460,000	
			GSA	2501-MISSIONS-FOS	60,000	7,452
			HHS	2501-MISSIONS-FOS	10,000	
				2508-MISSIONS-DFA	3,000,000	
3215EM Total					4,080,000	7,452
3216EM	TEXAS	KATRINA	CDC	2508-MISSIONS-DFA	2,675,000	
			DHUD	2501-MISSIONS-FOS	100,000	
			DOD	2501-MISSIONS-FOS	20,000	
				2508-MISSIONS-DFA		
			DOED	2501-MISSIONS-FOS	25,000	
			DOT	2501-MISSIONS-FOS	650,000	632,826

PROG CODE	STATE NAME	EVENT NAME	AGENCY	PROGRAM NAME	OBLIGATIONS	EXPENDITURES
				2508-MISSIONS-DFA	2,500,000	1,300,346
			FPS	2501-MISSIONS-FOS	6,000,000	
			GSA	2501-MISSIONS-FOS	285,000	7,872
			HHS	2501-MISSIONS-FOS	80,000	
				2508-MISSIONS-DFA	10,050,000	
			ICE	2501-MISSIONS-FOS	500,000	
			TVA	2501-MISSIONS-FOS	890,000	
			USFS	2501-MISSIONS-FOS	5,000	2,656
				2508-MISSIONS-DFA	22,500,000	34,343
			USGS	2508-MISSIONS-DFA	15,000	
3216EM Total					46,295,000	1,978,042
3217EM	TENNESSEE	KATRINA	HHS	2501-MISSIONS-FOS	2,000	
				2507-MISSIONS-TA	5,000	
			USDA	2501-MISSIONS-FOS		
3217EM Total					7,000	
3218EM	GEORGIA	KATRINA	HHS	2501-MISSIONS-FOS	52,000	
			USDA	2501-MISSIONS-FOS		
3218EM Total					52,000	
3222EM	NORTH CAROLINA	KATRINA	HHS	2501-MISSIONS-FOS	2,000	
			USDA	2501-MISSIONS-FOS		
3222EM Total					2,000	
3223EM	UTAH	KATRINA	GSA	2508-MISSIONS-DFA		
3223EM Total						
3224EM	COLORADO	KATRINA	GSA	2501-MISSIONS-FOS		
3224EM Total						
3231EM	KENTUCKY	KATRINA	HHS	2501-MISSIONS-FOS	2,000	
			USDA	2501-MISSIONS-FOS		
3231EM Total					2,000	
3232EM	MISSOURI	KATRINA	ARC	2501-MISSIONS-FOS	5,000	
3232EM Total					5,000	
3233EM	SOUTH CAROLINA	KATRINA	HHS	2501-MISSIONS-FOS	2,000	
			USDA	2501-MISSIONS-FOS		
3233EM Total					2,000	
3237EM	ALABAMA	KATRINA	HHS	2508-MISSIONS-DFA	1,000,000	
3237EM Total					1,000,000	
3241EM	ARIZONA	KATRINA	USFS	2501-MISSIONS-FOS	2,000,000	1,963
3241EM Total					2,000,000	1,963
3259EM	FLORIDA	RITA	APHIS	2501-MISSIONS-FOS	10,000	
				2508-MISSIONS-DFA	10,000	
			COE-NAD	2501-MISSIONS-FOS		
			COE-SAD	2501-MISSIONS-FOS	155,000	24,459
			DOD	2501-MISSIONS-FOS	255,000	
			DOE	2501-MISSIONS-FOS	10,000	
			DOT	2501-MISSIONS-FOS	10,000	
			EPA	2501-MISSIONS-FOS	10,000	
			FPS	2501-MISSIONS-FOS	10,000	
			GSA	2501-MISSIONS-FOS		
			HHS	2501-MISSIONS-FOS	10,000	
			NCS	2501-MISSIONS-FOS	10,000	
			USCG	2501-MISSIONS-FOS	16,000	
			USDA	2501-MISSIONS-FOS	10,000	
			USFS	2501-MISSIONS-FOS	730,000	
3259EM Total					1,246,000	24,459
3260EM	LOUISIANA	RITA	COE-MVD	2508-MISSIONS-DFA		
			DOD	2501-MISSIONS-FOS		

PROG CODE	STATE NAME	EVENT NAME	AGENCY	PROGRAM NAME	OBLIGATIONS	EXPENDITURES
				2508-MISSIONS-DFA		
			DOT	2508-MISSIONS-DFA		
			EPA	2501-MISSIONS-FOS	25,000	
			FPS	2501-MISSIONS-FOS	125,000	
				2508-MISSIONS-DFA	100,000	
			HHS	2508-MISSIONS-DFA		
			USCG	2501-MISSIONS-FOS	25,000	
3260EM Total					275,000	
3261EM	TEXAS	RITA	ARC	2501-MISSIONS-FOS		
			CBP	2501-MISSIONS-FOS	12,000,000	
			COE-SWD	2501-MISSIONS-FOS	5,590,000	14,958
				2508-MISSIONS-DFA	5,000,000	
			DOD	2501-MISSIONS-FOS	11,315,000	3,190,787
			DOT	2501-MISSIONS-FOS	1,570,802	870,802
			EPA	2501-MISSIONS-FOS	5,000,000	
			FPS	2501-MISSIONS-FOS	100,000	
			GSA	2501-MISSIONS-FOS	10,000	
			HHS	2501-MISSIONS-FOS	40,180,000	
			NCS	2501-MISSIONS-FOS	510,000	
			USCG	2501-MISSIONS-FOS	200,000	
			USDA	2501-MISSIONS-FOS	30,000	
			USFS	2501-MISSIONS-FOS	21,125,000	
3261EM Total					102,630,802	4,076,547
Grand Total					8,653,965,570	1,172,072,695

FINANCIAL INFORMATION TOOL

**SUMMARY OF ALL PUBLIC ASSISTANCE OBLIGATIONS FOR
NEW ORLEANS METROPOLITAN STATISTICAL AREA ONLY**

AS OF 07-05-2006

PROGRAM CODE	PROGRAM NAME	VENDOR COUNTY	NEMIS APPROVED OBLIGATIONS
1603DR	416X-PUBLIC ASSISTANCE	Jefferson	138,393,936.24
		Orleans	416,165,463.74
		Plaquemines	115,346,110.27
		St. Bernard	478,877,144.26
		St. Charles	20,508,323.72
		St. James	1,989,075.33
		St. John the Baptist	3,390,215.97
		St. Tammany	219,294,937.30
1603DR Total			1,393,965,206.83
1607DR	416X-PUBLIC ASSISTANCE	Jefferson	535,132.35
		Orleans	29,745.67
		Plaquemines	11,930.11
		St. Bernard	20,495.97
		St. Charles	288,952.41
		St. James	2,012.25
		St. John the Baptist	83,278.36
1607DR Total			971,547.12
Grand Total			1,394,936,753.95

FINANCIAL INFORMATION TOOL

PUBLIC ASSISTANCE OBLIGATIONS FOR NEW ORLEANS METROPOLITAN STATISTICAL AREA ONLY

AS OF 07-05-2006

PROGRAM NAME	PROGRAM CATEGORY	VENDOR COUNTY	NEMIS APPROVED OBLIGATIONS			
			KATRINA	RITA	GRAND TOTAL	
			1603DR	1607DR		
416X-PUBLIC ASSISTANCE	416X-A DEBRIS REMOVAL	Jefferson	79,648,865.82	204,274.13	79,853,139.95	
		Orleans	23,605,554.79		23,605,554.79	
		Plaquemines	27,495,870.35		27,495,870.35	
		St. Bernard	263,481,596.64		263,481,596.64	
		St. Charles	871,017.96		871,017.96	
		St. James	444,231.01		444,231.01	
		St. John the Baptist	378,876.83		378,876.83	
		St. Tammany	183,161,800.98		183,161,800.98	
		416X-A DEBRIS REMOVAL Total		579,087,814.38	204,274.13	579,292,088.51
	416X-B PROTECTIVE MEASURES	Jefferson	44,316,614.37	330,858.22	44,647,472.59	
		Orleans	205,426,351.35	29,745.67	205,456,097.02	
		Plaquemines	30,786,286.45	11,930.11	30,798,216.56	
		St. Bernard	157,753,976.94	20,495.97	157,774,472.91	
		St. Charles	17,643,957.15	288,952.41	17,932,909.56	
		St. James	1,056,289.45	2,012.25	1,058,301.70	
		St. John the Baptist	1,985,445.23	83,278.36	2,068,723.59	
		St. Tammany	21,184,859.67		21,184,859.67	
		416X-B PROTECTIVE MEASURES Total	480,153,780.61	767,272.99	480,921,053.60	
	416X-C ROADS & BRIDGES	Jefferson	888,109.12		888,109.12	
		Orleans	4,741,715.90		4,741,715.90	
		Plaquemines	866,615.94		866,615.94	
		St. Bernard	3,438,426.47		3,438,426.47	
		St. Charles	23,000.20		23,000.20	
		St. James	43,357.27		43,357.27	
		St. John the Baptist	99,803.93		99,803.93	
		St. Tammany	2,246,244.09		2,246,244.09	
		416X-C ROADS & BRIDGES Total	12,347,272.92		12,347,272.92	
416X-D WATER CONTROL FACILITIES	Jefferson	1,133,501.90		1,133,501.90		
	Orleans	0.00		0.00		
	Plaquemines	689,355.34		689,355.34		
	St. Bernard	131,066.00		131,066.00		
	St. Charles	218,239.98		218,239.98		
	St. John the Baptist	21,309.02		21,309.02		
	St. Tammany	1,039,839.21		1,039,839.21		
		416X-D WATER CONTROL FACILITIES Total	3,233,311.45		3,233,311.45	
416X-E PUBLIC BUILDINGS	Jefferson	9,950,729.16	0.00	9,950,729.16		
	Orleans	89,638,395.86		89,638,395.86		
	Plaquemines	45,959,406.66		45,959,406.66		
	St. Bernard	48,312,070.69		48,312,070.69		
	St. Charles	1,559,688.46		1,559,688.46		
	St. James	264,378.48		264,378.48		
	St. John the Baptist	696,462.28	0.00	696,462.28		
	St. Tammany	8,189,562.40		8,189,562.40		
	416X-E PUBLIC BUILDINGS Total	204,570,693.99	0.00	204,570,693.99		
416X-F PUBLIC UTILITIES	Jefferson	592,544.36	0.00	592,544.36		
	Orleans	82,392,974.72		82,392,974.72		
	Plaquemines	3,928,422.93		3,928,422.93		
	St. Bernard	2,580,416.40		2,580,416.40		
	St. Charles	54,628.05		54,628.05		
	St. James	41,590.30		41,590.30		
	St. John the Baptist	201,831.69		201,831.69		
	St. Tammany	2,580,738.77		2,580,738.77		
	416X-F PUBLIC UTILITIES Total	92,373,147.22	0.00	92,373,147.22		
416X-G RECREATIONAL/OTHER	Jefferson	1,863,571.51		1,863,571.51		
	Orleans	10,360,471.12		10,360,471.12		
	Plaquemines	5,620,152.60		5,620,152.60		
	St. Bernard	3,179,591.12		3,179,591.12		
	St. Charles	137,791.92		137,791.92		
	St. James	139,228.82		139,228.82		
	St. John the Baptist	6,486.99		6,486.99		
	St. Tammany	891,892.18		891,892.18		
	416X-G RECREATIONAL/OTHER Total	22,199,186.26		22,199,186.26		
Grand Total			1,393,965,206.83	971,547.12	1,394,936,753.95	

DISASTER RELIEF Terms Used

Direct/Support: Direct disaster programs provide resources to specifically address the short-, medium-, and long-term consequences of an event on both individuals and communities for declared disasters, emergencies, and fire management assistance grants. Direct costs also support pre-declaration activity (e.g., pre-positioning equipment and people before a hurricane strikes). Disaster support programs allow the Federal Emergency Management Agency (FEMA) to maintain critical, ongoing disaster operations and support infrastructure that supports the timely delivery of all of FEMA's disaster assistance programs. These resources provide for disaster-related support activities, which encompass ongoing operational capabilities that are not readily attributable to any one specific declared disaster.

Allocations: Funds set aside for declarations based on estimated needs for the next 30 days or less.

Commitments: Funds reserved in financial system based on specific requisitions in anticipation of their obligation.

Obligations: Obligations are recorded against allocated funds when contracts are signed, grants awarded, trips taken, mission assignments signed, etc.

Mission Assignments: Through Mission Assignments, FEMA tasks and reimburses Other Federal Agencies (OFAs) for providing services under the Stafford Act. These Mission Assignments fall into three categories:

- *Technical Assistance (TA):* OFAs provide expertise to States; 100% Federally funded; No State cost share
- *Direct Federal Assistance (DFA):* Requested by State; subject to State cost share (unless waived in response timeframe); Goods and services provided to the State to save lives and protect property
- *Federal Operations Support (FOS):* 100% Federally funded; No State cost share; Fed to Fed field operations support. This category reflects agreements with Federal agencies to perform services such as providing search and rescue operations, health and medical support, assisting with disease prevention and control, transportation of disaster victims, and delivery of food, water and other essential commodities to disaster victims.

Human Services Categories:

- *Unemployment:* Disaster Unemployment Assistance for individuals who lose their job as a result of a Presidentially-declared disaster and are not covered by regular unemployment insurance.

- *Crisis Counseling*: Short-term services, provided by FEMA as supplemental funds granted to State and local mental health agencies, available to eligible survivors of Presidentially-declared major disasters.
- *Legal Services*: Legal advice for low income individuals regarding cases that will not produce a fee, provided by The Young Lawyers Division of the American Bar Association, through an agreement with FEMA.
- *Inspections*: Inspections to assess disaster damage.
- *Other Needs Assistance*: Medical, dental, funeral cost, transportation cost and other disaster-related needs within a total cap for Individual Assistance of \$26,200 per individual or household.
- *Housing Assistance*: Lodging expenses reimbursement (for a hotel or motel), rental assistance, home repair cash grant and home replacement cash grants within a total cap for Individual Assistance of \$26,200 per individual or household.

Mitigation:

- *Hazard Mitigation*: Long-term hazard mitigation measures after a major disaster declaration. The purpose of the program is to reduce the loss of life and property due to natural disasters and to enable mitigation measures to be implemented during the immediate recovery from a disaster.